

TRUECHOICE

EQUIPMENT & TECHNOLOGY

Motorsports



1.800.388.8783

\$5.00



CATALOG INTRODUCTION AND POLICY

To our valued customers, TRUECHOICE, Inc. opened in 1987 as a nationwide and international distributor of motorsports equipment and technology. Price competitiveness, product quality, product availability, customer technical support and product innovation are the key marketing concepts that have enabled us to establish and maintain our growth philosophy.

We currently operate as a master warehouse distributor and mail order center from a 13,000 square foot facility geographically located in the heart of motor racing in the United States.

Our location, philosophy, and product range is complemented by a staff of professionals with over 100 years combined racing experience.

You, the customer, are the key to our business. We are constantly seeking ways to improve our service and we welcome your input and ideas regarding our products and services.

Visit our showroom, check out our web site, or meet us in our paddock store at The Mid-Ohio Sports Car Course for a visualization of our product range.

Yours in Motorsports,
TRUECHOICE

ABOUT THIS CATALOG

The 2001 TRUECHOICE High Performance catalog features a large number of carefully selected new products from world-renowned manufacturers and suppliers.

Our enhanced mail order and computer systems provide for an increased level of service.

Specific and in-depth technical information is our speciality.

GIFT CERTIFICATES

Gift certificates are available in any denomination. Please ask your salesperson about our gift certificates.



TRUECHOICE operates the paddock store at Mid-Ohio Sports Car Course. Stop in and see us if you're attending any of the race weekends!

IMPORTANT INFORMATION

TRUECHOICE, Inc.
4677 Northwest Parkway
Hilliard, OH 43026 USA

Toll-free Phone
1-800-388-8783
in the USA and Canada.

Phone: 614-876-3483

Fax: 614-876-9292

Hours: 8 am to 7 pm Mon-Fri (EST)

ORDERING INFORMATION

Call us toll-free. Contact us through E-mail (See information below). Use our secure online order form through our world wide web site. Fax in your order. Mail us your order. Whenever possible, please use your customer number, which you can find on your catalog's mailing label.

SHIPPING INFORMATION

Orders received by 4:00 pm EST will ship the same day (all in-stock items) via UPS Ground, 3rd day, 2nd day, Next Day or Federal Express. Larger and heavy shipments are arranged via motor freight and specialist carriers at favorable rates.

PAYMENT

We accept American Express, VISA, Mastercard, Discover, cash or certified checks. Personal or company checks are accepted by prior arrangement. Open account status is available, subject to meeting credit criteria. We also ship UPS COD.

Bank Transfers are accepted with a \$30.00 transaction fee.

Our Bank: Huntington National Bank
Attn: Wire Department
Acct#: 01891488513
ABA#: 044000024

SPECIAL ORDERS AND RETURNS

If you have a problem, please call us. If we have made a mistake, we will be happy to rectify it. Please have your customer number, invoice number, and salesperson's number available. This information can be found on your invoice.

Special order parts cannot be returned.

No returns will be accepted without proper return authorization. Returns will be accepted only if the parts are returned within 15 days of receipt and are in new condition, including original packaging and packing slip or invoice. Our RGA# (Returned Goods Authorization) must be displayed on all returned packages.

Returns outside of these specifications may be sent back to you at TRUECHOICE's discretion.

NOTE: Software can not be returned.

DAMAGED GOODS

All goods leave TRUECHOICE in good condition. Goods damaged in-transit are the responsibility of the carrier. Open all packages upon receipt. You should notify the carrier immediately of any damage and should retain all the packing materials and paperwork for inspection.

WARRANTY

All goods or services sold are for racing and off-road use. There are "NO" warranties, written or oral, expressed or implied, made to the purchaser. We assume no liability or responsibility for equipment failure or the suitability of any product or service provided.

PRICING

All pricing is retail. Dealer inquiries are welcome.

TRUECHOICE will do its utmost to hold pricing through the life of this catalog. However, due to circumstances beyond our control prices are subject to change without notice.

Prices are current as of December 1, 2000



NEW!

CONTACT & ORDER FROM TRUECHOICE THROUGH THE INTERNET @TRUECHOICE.COM


You can reach TRUECHOICE via the Internet by typing the URL into the "Location" section of your browser "http://www.truechoice.com". Once you arrive at our Web pages, you will find an online parts catalog order form, technical bulletins, monthly specials, events, product and press releases — and much more. If you prefer, you may E-mail us at "info@truechoice.com".

Worldwide Web On-Line Ordering 24 Hours a Day! - Save 10% On On-Line Orders



A


ABA Sure-Seal Clamps 95
 Accusump 108
 Accusplit Stop Watches 49
 Axle Grease 47-93
 Aircraft Bolts 97-98
 Aircraft Locknut Kit 97
 Air Density Gauge 85
 Airduct 94
 Airducting Systems 94
 Air Filters 46-81-82
 Airframe Hardware 97
 Air Jacks 52
 Air Jack Wand 52
 Alinabal Rod Ends 90
 Alternator Mini 33
 Aluminum Pit Jack 84
 Aluminum Wrenches 102
 Aluminized Plug Wire Sheath 110
 Anderson Plug 77
 AN Hardware 97-98
 AN Hardware Kits 97
 AN Wrenches 102
 Anti-Fog Treatment 47
 Anti-Roll Bars 25
 Anti-Seize Compound 47
 Anti-Submarine Belt 61
 AP Brake Fluid 35
 AP Master Cylinders/Reservoirs .. 34-35
 AP Parts 34-35
 Apex U-Joints 95
 Aprons Shop 54
 Arm Restraints 61
 Armtech Electronics 68
 ATL Fuel Cells 111-112
 Autometer Tachs And gauges 68
 Axle Straps 52



B

Back Saver Pads 48
 Bags & Accessories 56
 Balaclava 56-60
 Balance Bar 33, 34
 Balance Bar Assembly 33, 34
 Balance Bar Cable 33, 34
 Battery Monitor 77
 Batteries 77
 Bell Safety Equip & Access 56
 Belts and Harnesses 61-62
 Bieffe Helmets 57
 Body Latches 95
 Booster Pac 48
 Borgesen Shifter Linkage Joints 95
 Bosch Products 80
 Brake Balance Gauge Panel 85
 Brake Bias Gauge Digital 67
 Brake Bleeder Fittings 106
 Brake Bleed Screw Repair Kit 35
 Brake & Clutch Cleaner 47
 Brake Calipers 38, 39

Brake Caliper Rebuilding 36
 Brake Caliper Temp Ind Strips 35
 Brake Discs 37-40
 Brake Disc Thermal Paint 35
 Brake Ducts 94
 Brake Fluid 35
 Brake Fluid Bleed Kit 33
 Brake Fluid Reservoirs 32-35-36
 Brake Hats 39-40
 Brake Line Kits 106
 Brake Pads 41-44
 Brake Paint 35
 Brake Proportioning Valve 32-33-34
 Brake Rotors 37-40
 Brembo Brakes & Components 38
 Brembo Seals 38
 Bump Stops 12



C

Caliper Rebuild/Refurbish 36
 Caliper Seals 34-38
 Camber/Caster Kits 22
 Camloc Fasteners 96
 Camloc Pliers 96
 Carbon Fibere Airducts 94
 Car Tie-Downs 52
 Caster/Camber Gauge 84,87
 Champion Spark Plugs 79
 Chassis Reinforcements 25
 Chassis Stands 83
 Check Valves 106
 Child Safety Seat 55
 Chrome & Metal Polish 49
 Chronometers 50
 Clamps 94
 Clutch Bearing Adapters 32
 Clutches 30-31
 Clutch Housings 30-31
 Clutch Rebuilding 36
 Cockpit Sway Bar Adjustment 83
 Coils, Ignition 80
 Coil-Over Kit 15-21
 Coil Spring Tester 84-87
 Coil Spring Testing 13
 Computer Software 74,87
 Conical Spring Seat 11
 Cool Tape 110
 Cool Tape Plus 110
 Cool Tube 110
 Cool Vest 50
 Copaslip 49
 Crew Suits 57
 Crush Washers 106
 CV Joints 93
 CV Joint Boot 93
 CV Joint Grease 47-93



D

D-Clamps 94
 Damping Information 3-21
 Data Acquisition Systems 70-73

Digital Tire Gauges 85,86
 Dowty Seals 106
 Drill Fixtures 98
 Drive Doughnuts 93
 Drivers Gloves 55-60
 Drivers Shoes 55-60
 Drivers Suits 55-60
 Dry Breaks 112
 Dry Sump Oil Tanks 108-109
 Durometer 84
 Dynos 83
 Dzus Fastener Kit 96
 Dzus Fasteners 96
 Dzus Tool 96



E

Earl's Products 100-106
 Eibach Pro Kits 23-24
 Eibach Springs 26-29
 Engine Treatment 47
 Exhaust Wrap 110
 Eyebolt Kits 61-62



F

Facet Fuel Pumps 80
 Fastrax Camber/Caster Gauge 83
 Fast 10 Stopwatch 49
 Filler Hose 93
 Firebottles 63-64-65
 Fire Bottle Accessories 63-64-65
 Fire Extinguisher 64
 Firesleeve 106
 Fittings 100-106
 Flamecrusher Drivers Suits 57
 Flamecrusher Fire System 63-64
 Flame Guard (Fire Sleeve) 106
 Fluid Pumps 33
 Fog Shields 49
 Formula Mirrors 50-66
 FourCorners Ride Height Gauge 83
 Fram Fuel Filters 80
 Fram Oil Filters 80
 Fuel Filters 80,109
 Fuel Funnel 93
 Fuel Hose 93
 Fuel Jugs 93
 Fuel Jug Cap 93
 Fuel Pressure Gauge 80
 Fuel Pressure Regulators 80
 Fuel Pumps 80



G

Gaffers Tape 95

Gauges 67,68,69
 Gearbox Parts 45
 Gear Lube 47
 Gear Oil 47
 Gear Ratio Program 74
 Girling AR Calipers 39
 Girling Master Cylinders 36
 Girling Slave Cylinders 36
 GKN CV Joints 93
 GKN Tripodes 93
 Gloves, Driving 57-58-59
 Gloves Mechanic 54
 Goldline Bearings 91
 Go Jacks 83
 G-TECH Performance Meter 68
 Graphics 113



H

Halon 1211 Fire Systems 63-65
 Halon Handheld Extinguisher 64
 Hardware Kits 97
 Harness Pads 62
 Hawker Batteries 77
 Header Wrap 110
 Headsets Radio 53
 Headsocks 57-60
 Heat Cloth 93,110
 Heat Resistant Sealant 110
 Heat Sheath 110
 Heat Shrink 93
 Heat Shroud 110
 Heat Sleeves 110
 Helicopter Tape 95
 Helmet Bag 56-60
 Helmet Faceshields 56
 Helmet Faceshield Tearoffs 56
 Helmet Hook 85
 Helmet Radios 53
 Helmet Restraint 57
 Helmets 55-56-57
 Helper Springs 28
 Hewland Parts 45
 Holley Air Filter 82
 Holley Fuel Pressure Gauge 80
 Holley Fuel Pumps 80
 Holley Pressure Regulators 80
 Hood Pin Kit 95
 Hoses 107
 Hose Clamps 94
 Hose Fittings 100-106
 Hot Lap Timing System 85
 HT Silicone 110



I

Ice Vest 50
 Ignition Boxes 80
 Indi Seat Kits 50
 Infrared Pyrometers 85

Index continued on next page.



PRODUCT INDEX

Inline Fuel Filters 109
 Inline Oil Filters 108-109
 Intercomp 86-87

Jabrock Skid Material 95
 Jacks 83-84-87
 Jack Stands 83
 Jam Nuts 99
 Jet Nuts 99
 Jump Plugs 77



Kay Nuts 99
 Kill Switches 77
 Kiwi Tile 54
 K-Mac Camber/Caster Plates 22
 K&N Air Filters 46
 Knee Pads 54
 Koni Products 3-21
 Kwik Cool Suit 50

Lap Belts 61-62
 Lap Timers 65,85
 Leak-Down Tester 83
 Longacre Products 84-85
 Longacre Scales 84
 Louvers, Custom 94
 Lubricant 47




Magnecor Plug Wires 78
 Master Cylinder Fittings 34, 35, 36
 Master Cylinder Hardware 33, 34, 35, 36
 Master Cylinder Repair Kit 33, 34, 35, 36
 Master Cylinders 33, 34, 35, 36
 Mechanics Apron 54
 Mechanics Gloves 54
 Mechanics Sleeve 54
 Mechanix Wear 54
 Mechanix Shoes 54
 Metal Polish 47
 Micro Dash 66
 Mirrors 50,66
 Momo Safety Gear 58
 Momo Seats 70-71
 Momo Steering Wheels 70
 Motech Data Acquisition 72
 Motor Check Oil Analyzer 48
 Motor Oil 47
 MSD Ignitions 80
 MSD Ignition Coil 80



NAS Bolts 98
 Neck Support 55-56-57-58-59-60
 NHBB Rod End Bearings 88-89-90
 Nomex Drivers Suits 55-57-58-59-60
 Nomex Safety Products 55-56-57-58-59-60
 Nomex work gloves 93
 Nut Plates 98
 Nylock Nuts 98

Oil 47
 Oil Coolers 107
 Oil Filter 80
 Oil Tank/Pan Heater 107,108,109
 Oil/Water Cooler Pump 33



P-Clamps 95
 Pedal Assemblies 32
 Penetrating Lubricant 47
 Performance Friction Brake Pads 41-42-43
 Performance Friction Z-Pads 43
 Peterson Fluid Systems 108-109
 PI System 72-73
 Pipcra Air Filters 81-82
 Pit Boards 49
 Plumbing & Fittings 100-106
 Polish 47
 Pop Rivets 99
 Powr Pad Brake Pads 44
 Pressure Regulators 80
 Prolong 47
 Proportioning Valve 33-34
 Proportion Valve Repair Kit 33-34
 Protect-A-Boot 110
 Protec Drivers Suits 57
 Protex Body Latches 95
 Purosil Hoses 107
 Pull Offs 56
 Push Button Switch 77
 Pyrometers 85-87



Quick Lift Jack 83
 Quick Release Hubs 70
 Quick Release Pins 106

Racing Radios 53
 Racing Headsets 53
 Race Tech Gauges 69
 Race Team Manager Software 76
 Racing Books 51
 Racers Tape 95
 Radiator Caps 107
 Radiator Relief 110
 Radios 53
 Raychem Heat Shrink 93
 Rain Light 48

Rain-X 47
 Redline Oils & Lubricants 47
 Reflect-A-Cool 110
 Refueling Rig 112
 Release Bearings 32
 Restraint Safety Systems 61-62
 Revalve Service 14
 Rev Limiters 68
 Robic Watches 49
 Rod End Bearings 88-92
 Roll Bar Padding 95
 Rotor Hats 39-40
 Rubber Grease 33



Safety Foam 112
 Safety Harnesses 61-62
 Safety Wire & Pliers 98
 Safety Wire Winding Tool 98
 Scales 84-87
 Scale Cart 84
 Scales, Corner 84-87
 Scale Pads 84-87
 Seat Belts 61-62
 Seat Foam Kit 49
 Seats 75-76
 Setrab Oil Coolers 107
 Shift Lights 67
 Shocks 3-21
 Shock Build Sheet 14
 Shock Dynos 83
 Shock Eye Bearings 12
 Shock Service/Repair 13
 Shock Service Tools 6
 Shock Testing Service 13
 Shock Top Eyes 5
 Shoes, Driving 55-57-58-59-60
 Shoulder Harnesses 61-62
 Shoulder Pads 61-62
 Shur Shift Shifter 45
 Silicone Coating 110
 Silverline Rod Ends 92
 Simpson Safety Equip. 55
 Software 74,87
 Solar Booster Pac 48
 SPA Design 65,66,67
 Sparco Safety Gear 59,60
 Slave Cylinders 36
 SmartLevel/SmartCamber 83
 Socks, Nomex 55-57-58-59-60
 Spanner Wrench 12
 Spark Plugs 79-80
 Spark Plug Viewer 79
 Spark Plug Wires (Magnecor) 78
 Spherical Bearings - 12-88-89-90-91-92
 Sportline Suspension Kits 24
 Sports 2000 Mirrors 50-66
 Spring Conversion Kit 12
 Spring Information 26-29
 Springs 23-29
 Spring Spacers 29
 Spring Seats 12
 SRF Brake Fluid 35
 Stainless Steel Locking Ties 110
 Stant Radiator Caps 107
 Starters 33
 Stat-O-Seals 106
 Steering Wheels 66,70

Stop Watches 50
 Struts 6,9,11,15-21
 Strut Tower Bars 25
 Suspension Solutions 15-21
 Surge Tanks 112
 Sway Bar Adjustment 83
 Switches 77



Tachometers 66-69
 Tear Offs for Helmet Shields 56
 Temp Smart Brake Paint 35
 Temperature Strips 35
 Testers, Leak Down 83
 Thermal Paint (Brakes) 35
 Thread Cleaning Tap Set 98
 Throttle Return Assembly 95
 Throw Out Bearings 32
 Tie-Downs 52
 Tilton Products 30-33
 Tilton Super Starters 33
 Tire Dia. Measuring Tape 47
 Tire Gauges 87
 Tire Pressure Relief Valves 85
 Toggle Switch 77
 Toggle Switch Cover 77
 Tow Straps 52
 Track Pack Software 74
 Trans Am Brake Kit 38
 Tread Depth Gauge 85
 Tripode Grease 93
 Tyrap Kits 99
 Tyrap Mount 99
 Tyraps 99



Underwear & Socks, Nomex 55,60
 Universal Joints 94

Vector Air Filters 81-82
 Vent Bottles 112
 Versa-Shield 110
 Video Camera Mount 48
 Talbot Vintage Mirror 50
 Vinyl Die-Cut Graphics 113

Washers/Kits 97
 Water/Oil Cooler Pump 33
 Wax Shop Wax 49
 Water Wetter 49
 Weight Jacker 5
 Welding Bungs 106
 Wheel Cleaning Kit 49
 Wheel Weight Scales 84-87
 Window Nets 48
 Window Net Installation Kit 48
 Wink Mirrors 49
 Wrencher Pit Gloves 55

X-Force Air Filter 81
 Z-Rated Brake Pads 43
 Z-Rated Brake Fluid 35, 43

KONI QUALITY AND TECHNOLOGY ARE THE KEYS TO THE PERFORMANCE OF YOUR CAR'S SUSPENSION

KONI shock absorbers have a reputation for high performance. In order to maintain that reputation, Koni relies on quality, in both technological design and manufacture, to assure their shocks achieve and maintain their performance. All through the KONI manufacturing process is evidence of quality; produced from the finest materials, surfaces are machined to the narrowest tolerances, strict quality-control standards are incorporated in all production steps, at the end of the production line every single damper is 100% dyno-tested to assure optimum performance.

THE IMPORTANCE OF CORRECT DAMPING ...KONI'S ANSWER IS ADVANCED TECHNOLOGY

Shock absorbers are the heart of any car's suspension. They are often the most neglected component when it comes to performance tuning. KONI recognizes that every vehicle has unique damping needs, and for that reason they offer shocks with three different technologies in order to offer a system that is the perfect solution to an individual racing application.

It is vital that the damping rate of the shock absorber be in harmony with the spring rate and unsprung mass of the vehicle and then tuned to the current track conditions.

Every KONI is adjustable for ultimate performance benefits, and the adjustability feature of Koni shocks makes this vital tuning a simple procedure if a few simple guidelines are followed.

BUMP DAMPING

The bump damping controls the unsprung weight of the vehicle (wheels, axles, hub carriers, etc.). It controls the upward movement of the suspension when hitting a bump in the track or under braking. It should not be used to control the downward movement of the vehicle when it encounters dips (this is a function of the spring).

Also, bump damping should not be used to control roll or bottoming. Generally, the ideal bump setting is achieved when walking or side hop in a corner is at a minimum and traction and ride feel the best.



Top right photo is the IRL G-Force piloted by Al Unser, Jr. which competes on Truechoice-supplied, special Koni 2812 Series shocks. (Photo by Greg Calhoun of Truechoice)

Below right is the mean Toyota Supra turbo import drag racer of Ara Arslanian, who puts the power to the drag strip through specially valved Koni 8211/12 Series drag shocks. (Photo by Steve Bell)

Above photo is the A.J. Foyt Racing G-Force IRL open-wheeler driven by Jeff Ward. Like Unser's car, it too runs on specially built and configured Koni 2812 Series shocks. (Photo by Stephen D. McManus)



TRUECHOICE builds KONI shocks for all types of racing cars.

At the top of the page is the Lotus 79 vintage F1 car that was driven by Mario Andretti. Duncan Dayton runs the car as hard now as when it raced in 1978.

Truechoice built Koni 8212 Series shocks for this classic. (Photo by Greg Calhoun of Truechoice)

To the left is the Intersport Racing Lola sports car that uses Truechoice-built Koni 2812 Series shocks and competes in the Grand American Sports Car Series. (Photo by Roz Rosintoski)

REBOUND DAMPING

The primary function of rebound damping is to control or slow down the undesirable oscillations of the spring or torque tube. Rebound damping also controls the transitional roll or lean as the vehicle enters a corner.

It should not be used to try and contain the total roll of the vehicle, but it will control how fast this roll occurs. Remember, spring rates, sway bars, roll centers and ride heights are all determining factors in roll control.

Rebound adjustment is a very effective tool to optimize the car's balance front to rear. It should be noted that too much rebound control on either

end of the vehicle will cause an initial loss of lateral acceleration (cornering grip) resulting in too much understeer or oversteer when entering the turn.

We hope you find these tips useful at the track. Remember, there is always plenty of horsepower lurking in the chassis, and it does not necessarily come from the engine.

TRUECHOICE is pleased to help with your Koni Shock Absorber needs, whether it be new shocks, rebuilds, restoration or advice on how to get the most from your car's suspension. Call us today at the toll-free number listed below.



KONI 28 SERIES SHOCKS

In modern racing applications damper sensitivity, reliability, repeatability and ease of use are a must. The design and operation of the 28 series racing dampers is unique proof of Koni's reputation as the leader in the field of damper technology. The 2812 series are specifically designed for these purposes and have proven track records in Formula One, Indy Car, Sportscars, Vintage Cars and many others. They are specifically designed for competition purposes and offer full adjustability while fitted to the car. Their precision adjustment mechanisms allow for maximum control possible over the damping forces generated.

The 28 series damper achieves this by utilizing an advanced design cartridge that controls the opening and closing of valve loaded ports. Positive lock detents assure that that each port can only be open or closed. The result is the cartridges will always accurately reproduce a set of eight pre-determined damping curves. Various bump and rebound cartridges are available, each with their own characteristics.

A pair of cartridges is housed in the main piston, one for bump, one for rebound. Together they can modify any given basic valving in 64 different ways. By having all forces generated by the piston assembly, the control of the damper over the suspension is instant and precise, decisive and smooth. A separate bulky reservoir is not needed and the installation can be kept simple, compact, lightweight and clean.

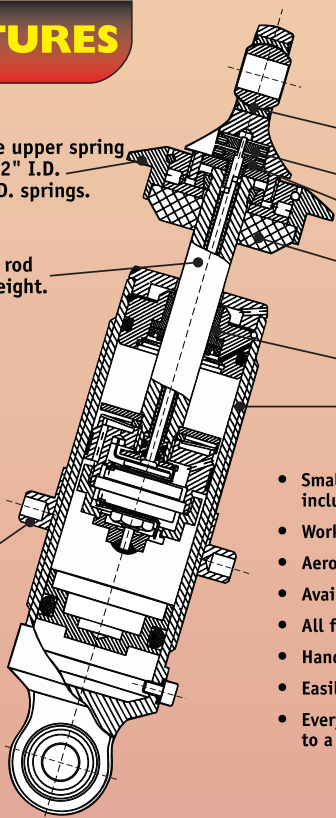
Drivers like the 28 series because they feel a real difference between adjustment steps. Mechanics and race engineers appreciate the user friendliness and apparent "simplicity" of the dampers that make them so easy to work with.

FEATURES

Quick-release upper spring seat accepts 2" I.D. or 2 1/4" I.D. springs.

Chrome Moly rod for lighter weight.

Adjustable lower spring platform.



The 2812 is available in a wide range of damper sizes and top mounts, but all dampers share the same internal parts and features.

Detachable top eye, available in various lengths.
Bump adjuster.
Rebound adjuster. } both having 8 positions of adjustment.

Bump stop designed to be used for trimming handling.

Race-proven seal and guide design.

Hard-anodized, Teflon® impregnated, forged-aluminium body.

- Small size and light weight, from 2.2 lbs. including spring hardware.
- Works in any position.
- Aerospace quality slimline bearings.
- Available in a wide range of lengths.
- All functions built into one housing.
- Hand made and individually tested.
- Easily serviced by the customer.
- Every part and complete damper is subject to a stringent, quality control system.

NEW FOR 2001! 2812 MK II RACING DAMPER

Never a company to leave well enough alone, Koni introduces the latest member of its 28 Series family of racing dampers, the 2812 MK II. Sensing that it already had a good design, Koni went looking for ways to make incremental improvements on its original 2812 package. Three design areas were attacked — weight, friction, and precision. The results show the goal was met! Lighter weight materials were used throughout the shock with durability maintained. The friction challenge was met because the lighter materials cause less of it, and new liner coatings helped free up the piston travel. Precision was improved through splined, rather than keyed, mechanisms. In all, a much-improved step forward.

The new MK II has all the features of the MK I with the following upgrades.

- Teflon® coated cylinder wall
- Reduced friction
- Reduced weight
- Improved adjustment mechanism
- New appearance

Lengths Available (eye to eye) in 5mm (.2") increments

Max Lengths — 8.42" (214mm) to 15.5" (394mm)

Min Lengths — 7.28" (185mm) to 11.0" (280mm)

Stroke Lengths — 1.14" (29mm) to 4.5" (1144mm)

\$1,195.00 each

Full technical manual available on request.



2812 MKII

WHY THE 2812? HERE ARE 10 GOOD REASONS FROM SOME OF OUR CUSTOMERS:

- Better Driver Feel
- Easy to Use
- Wide Range of Adjustment
- No "Hateful" Bump Canister
- Excellent Reliability and Repeatability
- More Stability
- Excellent Low-Speed Damping
- At Last, A Customer-Serviceable Koni
- Out-Prices the Competition
- More Control Over Bumps



Pictured above right is a 2812 MK I with a slimline spring mounted onto the top of the shock's body with special top eye/adjustable spring perch hardware. Call for Pricing.

2812 MK I RACING DAMPER - AN AFFORDABLE LEVEL FOR AN ORIGINAL

Still available in the original state, the MK 1 has a proven track record. This damper has all the valving characteristics of the MK II in the original body and internals. The MK I is a great value to the racer, as its operation is very user friendly. This simple package provides the racer with a fully adjustable damper while installed on the vehicle. When reliability and repeatability is a must, this damper is for you.

Features

- Independently adjustable bump and rebound.
- 8 bump and rebound repeatable positions
- No needle valve • Consistent performance
- Engineering excellence • Hard anodized aluminum body
- No external reservoir • Compact design

Lengths Available (eye to eye) in 5mm (.2") increments

Max Lengths — 8.42" (214mm) to 15.5" (394mm)

Min Lengths — 7.28" (185mm) to 11.0" (280mm)

Stroke Lengths — 1.14" (29mm) to 4.5" (114mm)

\$795.00 each

Full technical manual available on request.




2812 SERIES WEIGHT JACKER SYSTEM

Weight Jacker Actuator Assembly

Part # TCAA - \$360.00

Weight Jacker Piston Assembly (2" Spring)

Part # TCPA - \$300.00



Truechoice can supply a wide variety of attachment options and spring hardware configurations for the 2812 Series of racing dampers. Pictured above are various pieces of 2812 Series special hardware.

2812 LIGHT-WEIGHT UPGRADE KIT

Truechoice offers lightweight, low friction 2812 upgrade kits for your 2812 Mark I dampers.

Prices start at - \$295.00

2812 SERIES LONG BODY RACING DAMPER

2812 TECHNOLOGY EXTENDED!

The same design and operation of the standard 2812 in a long body configuration. These extended versions of the 2812 allow for applications that were previously unobtainable. The new long body 2812 is proven technology. Drivers and mechanics welcome the agility of a racing damper with the ease of use. The precise adjusting mechanism allows for excellent reliability and repeatability. The 2812 long body is a self contained damper without cumbersome external reservoirs or bulky lines to work around. This is a competition damper and fully adjustable while on the car. The long body 2812 has proven itself in a wide range of applications including: Touring Cars, GT Cars, and Pro-Stock Drag Cars. When the extra length is required choose the 2812 long body.

Sample lengths available:

Max 15.62" (397mm) - 24.29" (617mm)

Min 11.14" (283mm) - 15.47" (393mm)

Stroke 4.48" (114mm) - 8.81" (224mm)

Lengths can vary depending on mounting eye configuration and length. Please call for your specific application.

**2812
Long Body -
\$1,050.00 each**

2812 LONG BODY

COMPLETE 2812 VALVING KIT

Comprehensive 2812 rebuild and revalve kit includes tools and carrying case.


Price - \$3850.00

All components may be purchased individually from Truechoice.

2812 SHOCK SERVICE TOOLS

Since the Koni 2812 Series of shocks are easily serviced by the customer, Truechoice carries tools and other items you will need.

- Flat Bottom Gassing tool - \$225.00
- Gassing tool - \$200.00
- Top eye removal tool - \$45.00
- Piston Clamp - \$95.00
- Adjustment tool - \$8.95
- Technical Manual - \$5.00
- 1 gallon of Shock Oil - \$18.00



2816 & 2817 SERIES RACING STRUT CARTRIDGE

Developed specifically for production-based race cars with strut type suspensions, the 2816 and 2817 shares its internal components with the very successful 2812 racing damper.

The 2816 is the universal tool for the professional O.E.M. customer who wishes to (re)design a McPherson suspension from scratch. As a bare insert, it offers maximum freedom to the suspension designer. Available with either a pin or eye upper attachment and a stroke ranging from 119 (4.685") to 199 (7.835") mm.

The 2817 is the cost-effective strut solution for the professional or club racer. The 2817 is a semi-finished aluminum McPherson strut without brackets, containing a 2816 type insert. It also offers stroke ranges from 119 to 199 mm. Steel brackets can be welded onto the housing by the customer.

The damper body has a 3/4" (19mm) pin attachment to connect it to the upper suspension bearing. The piston rod end, containing the adjustment discs connects to the bottom of the suspension strut casing. In addition, it is designed to be used in a "twin guide" installation. In this layout, the primary guide is located at the top of the suspension strut casing. The secondary guide is attached to the damper and thus moves up and down, relative to the primary guide. This combines the stiffest assembly possible with low friction.

The 2816 and 2817 are modular systems, meaning all 2816 -17 shock cartridges share the same basic dimensions and features. The stroke lengths and valving characteristics will be custom-built to suit the specific application.

Full technical details and installation dimensions are available from TRUECHOICE.



Lengths Available in 20mm (.79") increments

Max Lengths — 11.02" (280mm) to 20.47 (520mm)

Min Lengths — 10.23" (260mm) to 13.39" (340mm)

Stroke Lengths — 4.685" (119mm) to 7.835" (199mm)

**2816 - \$995.00 each
2817 (w/housing) - Priced based on application**



3012-11 SERIES RACING DAMPER

The KONI 3012 shock absorber is performance proven by winning consistently at all levels since 1986, including the Indy 500.

The 3012 is an aluminum-bodied, externally double-adjustable, high-pressure gas, coil-over damper. Its patented monotube design allows for independent changes to the rebound and bump damping. The extremely lightweight (only 3 lbs., including spring retainers), hard-anodized body accepts 2.25" I.D. or 2.50" I.D. springs.

The 3012 is especially suited to applications with higher piston speeds, where more progressive damping is required. The 3012 has approximately four to six times the adjustment range in any given valving than its competitors, thus eliminating constant revalving procedures from track to track.

The 3012 series is available with a variety of valvings to meet your specific damping requirements. Due to the unique valving and damping characteristics available, it is recommended that you discuss your needs with our sales staff prior to ordering.

3011 Series

This shock system is also available with a steel body coil-over or non coil-over, as the 3011 series with a wide range of custom mounting arrangements.

Available in a huge range of damping characteristics, and up to a 9" stroke, the 3012 is a very versatile performer from club racer to Indy, and from street to NASCAR.

Lengths Available (eye to eye) in 5mm (.2") increments

Max Lengths — 10.39" (264mm) to 22.25" (565mm)

Min Lengths — 8.23" (209mm) to 16.25" (412mm)

Stroke Lengths — 2.16" (55mm) to 8.00" (200mm)

3012 SERIES - \$500.00 Each

3011 SERIES - Coil-over \$455.00 Each

Non Coil-over \$410.00

PDQ MOUNTING EYE - FOR THE 3012 SERIES


The PDQ eye is an alternate fixing device made for the 3012 range of damper. With the advent of the PDQ eye, it is no longer necessary to remove the damper from the car to adjust bump damping. In this design, the piston rod does not thread directly into the eye the way it normally does; rather it is threaded into a disk which is able to rotate freely within the body of the eye. This option is available for all new 3012 dampers and can be retro fitted onto any existing 3012 already in service.

An essential add-on for quick bump adjustments. Ideal for short practice sessions to get the most out of the handling.

\$175.00 Each



3012



PDQ



3011



Testing a Koni 3012 on a computerized shock dyno.

NEW! THREADED BODY ROAD COURSE 30 SERIES

Soon to be introduced!
Call Us.

30 SERIES

30 SERIES "CIRCLE TRACK"

KONI'S monotube, high-pressure gas damping solution for Oval Track racing

To meet the demands of oval track racing, KONI has chosen the monotube, high-pressure gas shock design which provides no-fade valving and enables mounting of the shock absorber upside down, lowering the unsprung weight of the vehicle. Lacking the engineering and manufacturing sophistication of KONI, other shock manufacturers use a gas cell (plastic bag filled with gas) design which can fail resulting in aeration of the oil and reduced performance.

The Koni 30 Series Circle Track shocks feature 4-position adjustable rebound valvings which can be made with the push of a button! A floating separation piston, which separates the gas from the oil and allows the upside down mounting, is part of the shocks design. Also, 3-position snap ring grooves allow various lengths of springs to be fitted. Of course, the big features of any KONI shock is the heavy duty internal pieces and mounting hardware which can withstand many tough races.

Please call for information on overall lengths and stroke lengths.

Prices starting at \$102.50 each

30 SERIES CIRCLE TRACK





8212

8212 SERIES TWIN TUBE HYDRAULIC

This is an aluminum-bodied, externally double-adjustable, coil-over damper which has been used on World Champion Formula 1, Can-Am and virtually every type of race car ever made.

Bump and rebound damping can be adjusted independently without removing the shock from the car. Adjustable spring seats accept either 2.25" or 2.50" I.D. springs.

These shocks are fully rebuildable and the valving can be adapted to a wide range of applications. Recently updated to include advances in materials and manufacturing techniques, this classic shock design is the premium shock absorber for vintage race cars and restorations, as well as the ultimate non-gas alternative for many new race car applications.

8212 & 8211 PRICING

Lengths Available (eye to eye) in 10mm (.39") increments

Max Lengths — 11.0" (264mm) to 17.0" (499mm)

Min Lengths — 8.0" (209mm) to 11.0" (339mm)

Stroke Lengths — 3.14" (80mm) to 6.10" (155mm)

8212 - \$550.00

8211 - \$500.00



8211

8211 SERIES - TWIN TUBE HYDRAULIC

The 8211 series is identical to the 8212, except it has a nickel-plated steel body, which adds a little weight, but offers identical performance. Ideal for vintage Formula Ford applications or where special mountings are required and weight is not a concern.



KONI 8216 SERIES

This economical alloy-bodied shock features external rebound adjustment and will accept 2.25" and 2.50" I.D. springs. The twin-tube hydraulic design is a great non-gas alternative to the 30 series and it can be configured for a wide range of applications and damping characteristics. The 8216 is fully rebuildable and comes complete with spring hardware and 1/2" I.D. spherical bearings.

Lengths Available (eye to eye) in 10mm (.2") increments

Max Lengths — 11.22" (285mm) to 19.09" (485mm)

Min Lengths — 8.58" (218mm) to 12.52" (318mm)

Stroke Lengths — 2 5/8" to 6 5/8"

Price

\$325.00 (Custom Applications)



8216

DOUBLE EXTERNALLY ADJUSTABLE McPHERSON STRUT

Adjust Compression and Rebound
CAMARO, MUSTANG, PORSCHE, BMW, HONDA, TALON, TOYOTA, NISSAN, ETC.

The biggest problem with strut-type applications for performance or racing is the difficulty in adapting them to a suitable damping characteristic and the lack of adjustability. TRUECHOICE can convert most KONI-based McPherson struts to double-external adjustment and configure to the specific application.

TRUECHOICE can build a KONI "Double-adjustable Wet Kit" into most other strut housings, allowing us to develop a wide range of specialist applications. Vehicles equipped with this feature can be tuned to widely-varying track and road conditions very quickly.

Features:

- Valving for racing/street-sport.
- 10-way separate, external adjustments for bump and rebound.
- Low-pressure gas option.
- Coil-over conversion.
- Rebuildable/Revalvable.

Due to the wide range of custom requirements, we prefer to quote for your specific needs.

Conversion prices start as low as \$250.00 Each

See Suspension Solutions Pages 15-21



STRUTS



PORSCHE 911 UPGRADE

PORSCHE 911 DRIVERS -ADJUST TO AN UPGRADE...KONI

KONI CONVERSIONS FOR BOGE & BILSTEIN PORSCHE 911 FRONT STRUTS

Externally Double-adjustable Front Strut Conversion for 1974-1989 Porsche 911 Models

TRUECHOICE can convert Boge or Bilstein Porsche front struts to KONI externally double-adjustable struts giving 1974-1989 Porsche 911 owners a better handling suspension package. This 911 front strut conversion allows KONI's 10 position bump and rebound adjustability externally and different valving for sport, street and racing uses. Once the conversion is complete, the strut units are rebuildable and revalvable by TRUECHOICE's KONI shop services. Other options for these conversions include a low-pressure gas option and a coil over conversion.

Boge Strut Conversion \$490.00 Each

Bilstein Strut Conversion \$600.00 Each

PORSCHE 911 REAR SHOCKS

KONI Porsche rear coil-over, monotube or twin-tube hydraulic shocks are externally single- or double-adjustable, and they complete the KONI shock package for 1974-1989 Porsche 911 suspensions. Like the front strut conversion, all of KONI's adjustability and valving is available for the rear Porsche 911 shocks.

\$120.00 - \$480.00

Each (depending on the desired configuration)

8610 SERIES STRUT INSERT

This sport-valved KONI insert will adapt to a wide range of strut housings and is ideally suited to street/race applications. "Our most popular strut conversion," it is externally adjustable for rebound damping and is both rebuildable and revalvable. A bump rubber is fitted as standard. The maximum stroke is 5.94"

Standard (Part #8610-1149) \$169.00


We will adapt an 8610 to your strut housing — Quoted price based on application.

8610

8611 IMPROVED TOURING STRUT

This externally, double-adjustable strut insert can be made to fit many popular McPherson strut applications. Read more about this unit on page 20, in the Suspension Solutions section.

8611



Attention Vintage Mustang Owners!!!

You can once again purchase new Koni double adjustable dampers for your prize racing machine. Truechoice is now offering this exceptional damper, which looks original and is a winning performer. These dampers can be rebuilt and revalved to your requirements. Please call about you application.

Starting at \$500.00 Each Complete

VINTAGE MUSTANG UPGRADE



KONI SPA1 TECHNOLOGY FOR THE DRAG RACER

The KONI Drag Racing Shock Absorber Series SPA1 has long been the mainstay on the professional circuit due to their unique technology in both single- and double-adjustable damper technology.

KONI surpasses the old 90/10 theory.


The KONI SPA1 series of drag-racing-only shock absorbers is a complete departure from the old "90/10" theory which is no longer valid to the modern drag racing competitor. The old thinking was to have the vehicle's front end rise quickly and stay there to promote as much weight transfer as possible to the rear wheels. This was achieved by virtually no damper rebound forces (10) and a great deal of bump force (90). The theory was to hold the front suspension up to maintain that "bite" to the rear tires. Problem was, the high front end destroyed any attempt at proper aerodynamics and E.T.'s suffered as a result.

The KONI SPA1 series of drag racing shocks rewrite the old theory in several ways. First, there is virtually no bump (compression) damping, allowing the front end to settle quicker and restoring the proper nose-down attitude that is essential for clean air flow over the car. Second, the rebound (extension) forces are made velocity sensitive, meaning the forces increase at a rate directly proportionate to the shock's piston speed.

On a dry surface with good hookup, the amount of lift generated by initial launch is very sudden and quite violent. The velocity sensitive KONI SPA1 reacts instantly to dampen this lift, avoiding bogging caused by too much weight transfer. It is all accomplished by good shock design, proper tuning and KONI's fresh look at old theories.

In another condition, a slick surface would provide less lift and tire shock, so the SPA1 then allows more movement of the front end since the lack of initial traction does not lift the chassis as violently. This gentle impulse does not activate the higher speed circuit of the SPA1 valving, and allows more front to rear weight transfer resulting in better bite. SPA1 drag shocks have five settings that enable you to tune your chassis for the best front to rear weight transfer.

For KONI rear SPA1 shocks the new technology has brought about a big difference. The rear shock now has nearly zero bump (compression) damping, but the rebound damping is now digressive. This means they are designed to degress, or "blow off," at high piston speeds. This prevents the possibility of grossly over-dampening the rear suspension on initial launch which would pick up the rear wheels causing a loss of traction. The rear SPA1 KONI will "blow off" and then allow proper unwinding of the rear suspension.



ELECTRIC SPA1

ELECTRIC DRAG SHOCK ABSORBERS

Electric Adjustable Coil Over Shock

A driver-activated remote switch instantly increases or decreases rebound damping forces. Connection is made via a microprocessor to an electric servo motor, built into the piston rod. The adjustable spring platform accepts, a 2 1/4" I.D. spring, or when used with the nylon adapters accepts a 2 1/2" spring. It is supplied with a 2 5/32" (1 9/16" for 8216-2027) thick bump rubber.

Max Length — 19 1/4" Min Length — 12 5/8" Stroke Length — 6 5/8"

\$1,462.50 per pair.



2812 LONG BODY

2812 SERIES LONG BODY DRAG RACING SHOCK

Now available — the advanced control of the Koni 28 Series of shocks! This shock features excellent reliability and repeatability in its functions - now with special valving for the drag racer. See more on the shocks specifications on page 6 of this catalog. Call and find out more about the drag race version.

\$1,050.00 each.



8212 SPA1

8212 SERIES ALUMINUM BODIED SPA1 DRAG RACING SHOCK

Double Adjustable Coil Over Shock

Due to its unique valving and wide range of adjustments in both rebound and compression, this series of KONI drag racing dampers is adaptable to satisfy many suspension requirements. This adjustable platform accepts a 2 1/4" I.D. spring, or when used with nylon adapters, it accepts a 2 1/2" spring. It is supplied with a 2 3/16" bump rubber.

8212-1121 15 7/8" Max 10 3/4" Min 5 1/8" Stroke

These are drag racing shocks only.

8212-1123 19 1/2" Max 12 1/2" Min 7" Stroke

\$355.00 Each

8212-1126 17 1/2" Max 11 1/2" Min 6" Stroke

8216 SPA1 ALUMINUM-BODIED DRAG RACING SHOCK

Externally Adjustable Coil Over Shock

Designed for use with coil springs, this rebound adjustable damper includes an adjustable spring platform which accepts a 2 1/2" inside diameter spring, or when used with nylon adapters it will accept 2 1/2" I.D. springs. It is supplied with a 2 5/32" (1 9/16" for 8216-2027) thick bump rubber.

8216-1906 15 1/2" Max 10 3/4" Min 4 3/4" Stroke

8216-1907 17 1/8" Max 11 1/2" Min 5 5/8" Stroke

8216-1908 19 1/8" Max 12 1/2" Min 6 5/8" Stroke

8216-2027 11 1/4" Max 8 5/8" Min 2 5/8" Stroke

These are drag racing shocks only.

\$213.50

8216 SPA1

80-2650 SPA1

80-2650 SPA1 DRAG RACING SHOCK

Single Adjustable Coil Over Shock

Designed for use with coil springs, this rebound adjustable damper includes an adjustable spring platform which accepts a 2 1/2" inside diameter spring. Silentblocs are fitted into the eye attachments. The inside bore of the bushings supplied is 1/2" I.D.


Max Length — 15 7/8" Min Length — 10 11/16" Stroke Length — 5 3/16"

\$85.00

SUPER STOCK SHOCK

CONVERT YOUR "F" BODY CAMARO, FIREBIRD OR MUSTANG TO KONI SPA1 DOUBLE-EXTERNALLY ADJUSTABLE FRONT STRUTS

- IMPROVED WEIGHT TRANSFER FOR BETTER LAUNCH CONTROL
- CAN BE REBUILT AND REVALVED
- CUSTOMIZED TO YOUR REQUIREMENTS



SUPER STOCK

Cars equipped with this conversion feature and coupled with Koni SPA1 rear shocks can be easily tuned to suit all track conditions.

Starting at **\$400.00** Each - Complete



Joseph Lo Cicero runs Koni Strut conversions on his Camaro. Jim Bralley Photo

All KONI Drag Racing Shocks can be rebuilt at TRUECHOICE

KONI factory-trained technicians provide a wide range of special services to the drag racer.

Professional Drag Racing


KONI's Drag Racing coil-over shocks are specially calibrated for professional drag racing. It is recommended that you send in these shocks every season to determine if any adjustments are required.

Bracket Racing

If an SPA1 shock is not readily available, TRUECHOICE can convert an existing KONI shock to SPA1 drag racing valving.

TIP: Remember, ALL trailer miles add wear to your shock absorbers, and may cost valuable elapsed time on the track. Shocks should be serviced regularly.

Check out page 12 in this catalog for a complete list of TRUECHOICE services and service prices for all KONI shocks.



A TRUECHOICE shock service specialist revalues a KONI SPA1 shock to the specifications required by a particular customer. Special valving of KONI drag shocks translates to better on-track performance.

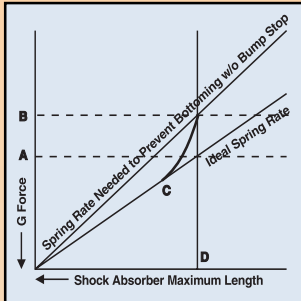


1.800.388.8783
www.truechoice.com

FAX 614.876.9292
E-mail - info@truechoice.com

BUMP STOPS

Since racing dampers are usually required to limit the travel of the suspension, all Koni racing dampers come supplied with a specially-designed cellular polyurethane bump stop. This provides safe and controlled bottoming of the suspension as well as preventing internal damage within the damper from metal-to-metal contact. Between races it is good practice to inspect the bump rubbers. If they show signs of deterioration, they should be replaced.



Bump Stop Graph

- A= load at damper mount when car bottoms without a bump stop
- B= force required to keep car from bottoming
- C= point of contact at the bump stop
- D= point of bottoming

BUMP RUBBERS & PACKERS SUSPENSION TUNING KIT

Another often-overlooked, but easy to utilize, suspension tuning option combines Koni bump rubbers and polyurethane packers. When used effectively, they will prevent the car from bottoming without having to increase the spring rate and:

- Help limit roll
- Provide stability under braking
- Hold turn-in
- Easy-to-install
- Fits all shock shaft sizes



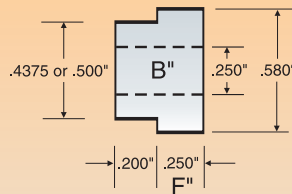
PART NUMBER	DESCRIPTION	PRICE
70.34.05.000.0	45mm Long Linear Soft for 12mm Rod	\$17.63
15.34.20.000.0	55mm Long Progressive Soft for 12mm Rod	\$13.43
72.34.48.000.0	25mm Long Linear Soft for 14mm Rod	\$14.65
71.34.42.000.0	40mm Long Progressive Hard for 14mm Rod	\$10.54
70.34.54.000.0	40mm Long Progressive Soft for 16-20mm Rod	\$16.26
70.34.53.000.0	55mm Long Progressive Soft for 16-20mm Rod	\$13.43
70.34.95.000.0	55mm Long Progressive Soft for 22-24mm Rod	\$13.59
15.34.62.000.0	.125" Thick Plastic Packer Kit of 10 (Split for ease of installation)	\$15.00
15.29.04.003.0	Nylon 2.25" to 2.5" Spring Adapter	\$2.15



COIL-OVER SPRING CONVERSION KITS

Many different types of coil-over set-ups can be achieved by using the variety of hardware Truechoice has available.

50mm ID Steel Sleeve w/55mm x 2 OD Threads	Part # M055x2x150	\$52.95
55mm ID Steel Sleeve w/60mm x1.25 OD Threads	Part # M060x1.25x150	\$52.95
55mm Steel Spring Seat for 2.25" Springs	Part # 71.29.11.048.0	\$20.50
55mm Lock Ring	Part # 71.29.13.008.0	\$16.95
55mm Aluminum Spring Seat for 2.5" Springs	Part # 70.29.11.129.0	\$36.95
55mm Aluminum Lock Ring	Part # 71.29.13.007.0	\$32.75
55mm Aluminum Spring Seat for 2.25" Springs	Part # 71.29.11.043.0	\$37.50
60mm Steel Spring Seat for 2.5" Springs	Part # 70.29.11.153.0	\$42.50
60mm Steel Lock Ring	Part # 70.29.13.012.0	\$28.00
Upper Seat - 2.5" Flat	Part # 70.29.01.119.0	\$35.75
Upper Seat - 2.25" Flat	Part # 70.29.01.121.0	\$15.25
50mm Coil Over Kit including below 4 items	Part # 30.0000	\$65.80
50mm ID Aluminum Sleeve 2.5" Springs Only	Part # 30.0000.0005	\$28.00
Lower Spring Perch with Locking Set Screw	Part # 30.0000.0006	\$23.00
Upper Conical Spring Seat 2.5" Springs	Part # 30.0000.0010	\$21.00
Snap Ring for Upper Perch	Part # 30.0000.0009	\$1.50
42mm ID Coil Over Kit Including Sleeve, Lower Spring Perch with Locking Set Screw and 25mm Tall Upper Spring Perch for 2.25" Springs	Part # 80.0000.1	\$51.25
42mm ID Coil Over Kit Including Sleeve, Lower Spring Perch with Locking Set Screw and 40mm Tall Upper Spring Perch for 2.25" Springs	Part # 80.0000.2	\$51.25
42mm ID aluminum Sleeve	Part# 80.0000.0005	\$26.50
25mm Tall Upper Spring Perch for 2.25" Springs	Part# 80.0000.0007	\$21.00
40mm Tall Upper Spring Perch for 2.25" Springs	Part# 80.0000.0008	\$21.00
Lower Spring Perch with Set-screw	Part# 80.0000.0006	\$23.00
2.0" Spring Seat Bearing	Part # SSB200	Each \$7.75
2.0" Spring Seat Washer	Part # SSW200	Each \$2.75
2.25" Spring Seat Bearing	Part # SSB225	Each \$7.75
2.25" Spring Seat Washer	Part # SSW225	Each \$2.75
2.50" Spring Seat Bearing	Part # SSB250	Each \$8.75
2.50" Spring Seat Washer	Part # SSW250	Each \$3.25



SHOCK EYE BEARING "TOP HAT BUSH"

Semi-finished in mild steel. Bore ("B") and flange ("F") must be machined to suit application. \$2.45 ea
Custom finished to suit your application. \$5.25 ea.



Left: Top hat bushing. Right: Spherical eye bearings

SPHERICAL EYE BEARING UPGRADE

The standard KONI spherical eye bearing is a two piece metal-to-metal bearing which has quite an amount of normal play "even when new." A three-piece lined bearing will increase life of the bearing, reduce harshness and improve repeatability of the shock performance.
7/8" O.D. 1/2" I.D. Part # ABT8-4001 \$35.00 each
1" O.D. 1/2" I.D. Part # ABT8 \$29.00 each
Staked bearings also available.



UPPER STRUT SPRING PERCH

Fits 2.25" or 2.5" spring I.D. and .375" or larger piston rod.
Part # Conical Strut
Price \$49.00 each



CONICAL SPRING SEAT

Made of 6061 Machined Aluminum and designed to move spring 1" further from top eye for clearance. Fits 2 1/4" or 2 1/2" (with adapter) springs.
Part # Conical Spring Seat
Price \$36.00 each


SPANNER WRENCHES

Standard Wrench. Makes adjusting coilovers easy. Works with most coilover setups.

Part # Z902 - \$8.00

Deluxe Coil-over shock adjusting tool. Works with any coil-over shocks that use up to a 3 1/4" diameter adjusting nut. Cast steel Handle. Makes between-round adjustments a snap.

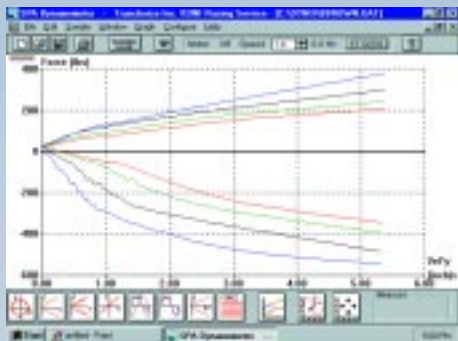
Part # C2760 - \$24.75



TRUECHOICE is an authorized KONI racing distributor and service center. Our KONI factory-trained technicians are able to provide a wide range of services, including:

Dyno Testing

We operate a shock absorber dynamometer to measure and evaluate a number of performance parameters. The only way you can gauge the condition of your shock absorbers is to dyno test. (See photo on page 7).



A TRUECHOICE KONI shock service technician will place your shock on our KONI Shock dynamometer, testing the bump and rebound. The machine plots out the shock's response on a graph (above) to have a visual record of the shock's performance. This graph is of a 2812 double-adjustable shock and illustrates the range of adjustment in both bump and rebound.



COMPLETE KONI SERVICE DEPARTMENT

Over the years our shock service center has grown to include space for several technicians. TRUECHOICE stocks a large supply of KONI shock parts to allow us to rapidly rebuild and/or service your shocks.

NEW KONI SHOCK ABSORBERS

TRUECHOICE can service or customize shock absorbers to your specifications. Generally, we can assess your requirements by discussing a few simple points with you over the phone or by FAX. We urge you to call and discuss all of your requirements with our technicians, whether for new car applications, restorations, updates, or replacements.

SPRING TESTING SERVICE

All springs should be tested on a regular basis to check their integrity. TRUECHOICE will perform this service using our modern testing equipment.

There is no charge if new Eibach springs are purchased as a result of the test diagnosis.

Service

KONI Shock Absorbers, in most cases, are fully rebuildable. Like any component with moving parts, there is a maintenance factor involved. All shock absorbers should be checked and serviced if necessary on a regular basis to ensure optimum performance throughout an event. TRUECHOICE stocks all of the necessary parts and equipment to keep your KONI Shock Absorbers in winning condition.

RESTORATIONS

Vintage street and racing shocks can be refurbished to like-new conditions, including paint and decals. Complete care is taken to restore these shocks to their original specifications.

SHOWROOM STOCK RACING

We can convert most KONI shocks to SP SS (showroom stock) valving. In addition we can convert KONI struts to be double adjustable — externally adjustable in both compression and rebound.

KONI SHOCKS FOR MANY ONE OFF CONVERSIONS, CUSTOM PROTOTYPES AND OTHER SPECIAL APPLICATIONS

- Custom Housings, Mountings and Configurations — Bushing Eye, Pin Top, Spherical Bearings, etc.
- Special Valving — Double and Single adjustment, Monotube High-pressure Gas & Twin-tube Hydraulic.
- Coil-over Conversions & Springs



Revalve Service

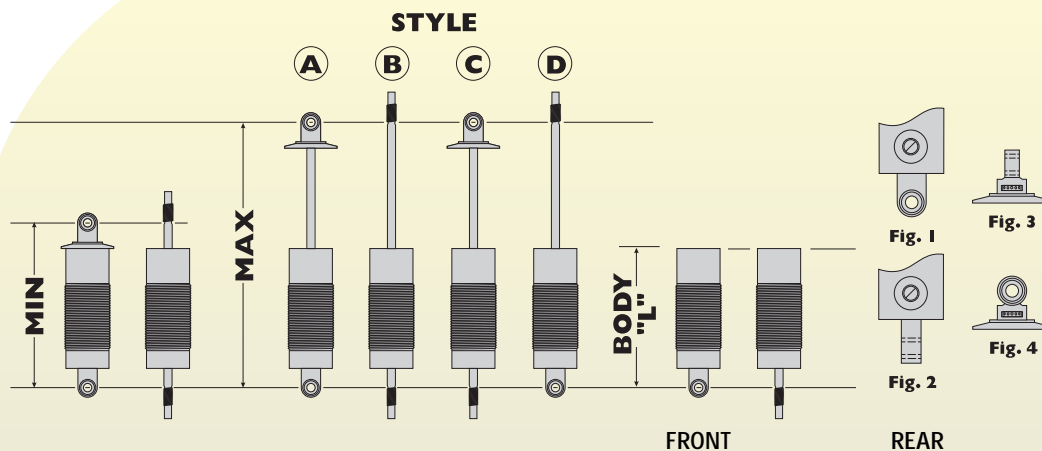
It is vital that the damping rate of the shock absorber be in harmony with the spring rate and unsprung mass of the vehicle on whatever track you are racing. TRUECHOICE will recommend settings and revalve your shock absorbers to suit all applications (not available on all series of shock absorbers).

Track Testing

Shock absorbers are the heart of any car's suspension. Our track testing program allows our trained personnel to assist you to get the most from your car in terms of handling and speed.



RACING SHOCK SPECIFICATIONS



ATTENTION:
PREP SHOPS,
JOBBERS,
INSTALLERS,
TUNERS,
SPEED SHOPS

Style A - B - C - D	_____	_____
Coil-Over or Non Coil-Over (CO/NCO)	_____	_____
Single or Double Adjustable (SA/DA)	_____	_____
Gas or Non-Gas (G/NG)	_____	_____
Body Material - Steel or Aluminum (ST/AL)	_____	_____
Max Suspension Length - Eye to Eye	_____	_____
Min Suspension Length - Eye to Eye	_____	_____
Body Length	_____	_____
Spring I.D. (1.88" - 2.0" - 2.25" - 2.5")	_____	_____
Spring Rate Range	_____ To _____	_____ To _____
Bump Adjuster Position - NA on 3011/12 (See Fig. 1&2)	_____	_____
Rebound Window Position (See Fig 3&4)	_____	_____
Car Make _____ Model _____	_____	_____ Year _____

Please note, the customer must sign off on this specification sheet before Truechoice will build or modify any shock absorbers. Any changes made by the customer, Truechoice will recognize as the customers requested dimensions, and build or modify the shock absorber to the listed dimensions. The customer will be responsible for the dimensions once they have signed off on this specification sheet. Please call us with any questions. 1-800-388-8783

NAME _____ SIGNATURE _____ DATE _____

TRUECHOICE is pleased to offer our trade customers a special program for the resale of Koni Racing Shocks. This program, along with our technical assistance program, will provide a profitable performance gain for your business.

KONI SERVICE PRICES

Series	Rebuild or Revalve (ea)	Testing Only (ea)	Other Shock Services	Rebuild or Revalve (ea)	Testing Only (ea)
2812	\$95.00	\$20.00			
30SP8	\$95.00	\$15.00	Recalibrate Double Adjustable	\$35.00	—
3011,3012	\$95.00	\$20.00	Restoration	\$175.00	—
80	\$85.00	\$15.00	Rebuild Wet Kit	\$125.00	\$15.00
8010, 8011, 8012	\$125.00	\$20.00	Fabricate Wet Kit	P.O.A.	—
8040, 8240	\$85.00	\$15.00	Convert to External Rebound Adj.	P.O.A.	—
8042	\$125.00	\$20.00	Convert 8741 to Double Adj. (NEW)	P.O.A.	—
8041,8241	\$85.00	\$15.00	Convert 8741 to dbl. adj. - includes revalving	P.O.A.	—
82	\$85.00	\$15.00	Remove or Refit Spring	\$15.00	—
8210, 8211, 8212	\$125.00	\$20.00	Test Spring (removed from shock)	—	\$15.00
8216	\$85.00	\$15.00			
8246 (Electric Drag Shock)	\$135.00	\$25.00			
86	\$125.00	\$20.00			
8610, 8611	\$125.00	\$20.00			
87	\$125.00	\$15.00			
8741	\$125.00	\$15.00			
8742	\$125.00	\$20.00			

All prices include painting. Prices *do not* include replacement parts outside of normal rebuild procedures. Please ship shocks *without* hardware.
 (P.O.A. Price based on application)

TRUECHOICE


SUSPENSION SOLUTIONS

"What we have learned in racing is available to you"

Combining technology from the world's leading manufacturers of suspension components, along with years of racing-bred suspension knowledge, Truechoice Inc. has developed a Suspension Solution for all phases of street, sport and competition driving. What racing background? How about 7 North American Touring Car Championship victories (1996), Two IRL championships ('98, '99) several CART Champ car wins ('95, '96) and a host of happy winners contesting many SCCA and vintage race car competitions, with cars utilizing Truechoice and Koni shock and Eibach spring technology. We do stand by our performance record!

There are many considerations to evaluate when choosing a performance package for a street-based car. To help your decision of how radical a suspension modification you should make based upon what type of driving and or racing you will be performing, Truechoice Suspension Solutions are broken down into different phases. Each phase is based on the best components for that level of performance and acts as a starting point from which you can build into the next phase if desired.

Standard Koni Sport shocks are backed by Koni's Factory warranty. In most cases, Koni Sport shocks can be rebuilt and revalved at Truechoice. Our factory-trained technicians and suspension specialists have the knowledge and the expertise to ensure that you arrive at the best solution for the level of performance you are seeking for your car.



Koni Sport Shocks are designed for aggressive driving while continuing to offer driving comfort. The Koni Sport Shocks are manufactured to act as an upgrade unit for many stock applications. All of the Koni Sport Shocks offer adjustability in rebound and some models offer adjustability in both bump compression and rebound.

Eibach Pro-Kit and Sportline performance springs are designed to improve the looks and handling of production cars. Pro-Kit springs are designed to lower cars anywhere from .75" to 1.5", to provide the ultimate balance of comfort and handling. Sportline springs offer an increased drop from 1.5" to 2", or as low as you can safely go on a street car, adding an aggressive level of ride comfort and handling. For more information on Eibach Pro-Kits and Sportline springs, see the Eibach product pages in this catalog.



TRUECHOICE SUSPENSION SOLUTIONS



Phase One - Improved Street Performance

Utilizing Koni Sport Shocks and Eibach Pro-Kit or Sportline Springs.

Phase One Features:

- Lowers vehicle .75" to 2" (depending on Eibach Pro Kit or Sportline springs) — improving car's looks and performance. You get a Touring Car look "out of a box".
- Lower center of gravity reduces "body roll" in turns, "squat" under acceleration and "dive" under braking.

- Does not compromise factory "ride" quality when using Eibach Pro-Kit progressive springs and Koni Sport Shock technology. Eibach Sportline springs create a more aggressive ride quality.
- Koni Sport Shock adjustable rebound allows driver to tune shock for varying driving conditions.


See Page 21 for Pricing.

Photo Guide to Suspension Solutions

As a guide through the different phases of our Suspension Solutions, we have selected two popular street cars for demonstration purposes - A BMW 3-series (E36 chassis) and a Honda Civic (applicable to several models and years of Civics). The photographs over the next four pages will illustrate the changes the four different phases make to the shock/spring packages.

The photos on at the bottom of this page are the **Phase 1 BMW 3 Series Kit**. (From left to right): BMW 3 Series Koni front sport McPherson struts, BMW 3 Series Koni rear sport shocks, and BMW 3 Series Eibach Pro-Kit springs.

The photos above are of the **Phase 1 Honda Civic Kit**. (From left to right) Honda Civic Koni front sport shocks, Honda Civic Koni rear sport shocks, Honda Civic Eibach Pro-Kit springs



TRUECHOICE SUSPENSION SOLUTIONS



Photo Guide to Suspension Solutions

The photos at the top of the page are of the **Phase 2 Honda Civic Kit**. Honda Civic Koni/Eibach front shock/spring kit (left), Honda Civic Koni/Eibach rear shock/spring kit (right).

The photos at the bottom of the page are the **Phase 2 BMW 3 Series Kit**. BMW 3 Series Koni/Eibach front McPherson strut/spring kit (left), BMW 3 Series Koni/Eibach rear shock/spring kit (right).


Phase Two - Street Performance, Autocross & Drag

Utilizing Koni Sport Shock with Coil-over Kit and Eibach ERS Spring System.

Phase Two Features:

- Adjustable ride height improves looks and performance.
- Adjustable corner weights allows driver to optimize chassis balance.
- Adjustable Sport Shock valving can be tuned for street or competition and varying spring rates.
- Multiple springs available for street and competition in both linear and progressive types.
- Lower center of gravity reduces "body roll" in turns, "squat" under acceleration and "dive" under braking.
- Reduction of aerodynamic drag and improved fuel economy.

See Page 21 for Pricing.



Phase Two+

Shock Absorber Shortening Solution for maximum lowering without compromising shock absorber travel. If you plan on lowering your vehicle in excess of two inches from stock ride height this is an essential modification to prevent shock absorber bottoming and suspension damage. Pictured is a VW front Strut.

Price - Phase 2+
\$125.00 per shock
which includes a competition bump rubber.

TRUECHOICE SUSPENSION SOLUTIONS

Photo Guide to Suspension Solutions

Phase 3 Kits. Pictured at the top of the page is the BMW 3 Series Koni/Eibach front McPherson strut/spring kit (*upper right*) and 3 Series Koni/Eibach rear shock/spring kit (*upper right*). At the page bottom are the Honda Civic Koni/Eibach front shock/spring kit (*lower left*), and the Honda Civic Koni/Eibach rear shock/spring kit (*lower right*).



Phase Three - Competition & Street

Utilizing Koni Externally Double-adjustable Sport Shocks with Coil-over Kit and Eibach ERS Spring System.

Phase Three Features:

- All features of Phase Two solution

PLUS:

- Independent adjustment for both compression and rebound damping.
- The wide range of shock damping adjustability is ideal for tuning to all types of track conditions — or from street to track with the turn of a screwdriver.
- Shocks are rebuildable and revalvable for all applications.

See Page 21 for Pricing.



Phase 3 Honda Civic Shocks. Pictured above is the Honda Suspension Solution Phase 3 Kit front shock (*left*) and rear shock (*right*). This kit has slightly different spring perch hardware. Truechoice has several ways to configure each and every Suspension Solution. Call today and ask for more details!



TRUECHOICE SUSPENSION SOLUTIONS



Photo Guide to Suspension Solutions

Phase 4. At the page top are the Honda Civic Koni/Eibach front shock/spring kit (left) and Honda Civic Koni/Eibach rear shock/spring kit (right). At the bottom of the page are the BMW 3 Series Koni/Eibach front McPherson strut/spring kit (left) and BMW 3 Series Koni/Eibach rear shock/spring kit (right).

Phase Four - Competition Only

Featuring specially shortened and modified Koni Externally Double-adjustable Shocks with race valving, Coil-over Kit and Eibach ERS and Tender spring combination.


Phase Four Features:

- All of the features of Phase Two and Three solutions

PLUS:

- Multiple progressive and linear spring rates* for all conditions
- Koni Race Damper technology, specially shortened for ultimate chassis tuning.
- Special Koni Damper construction for ultimate low ride height.
- Adapted to competition camber plates and spring mounting hardware.

*At an additional cost. See Page 21 for Pricing.



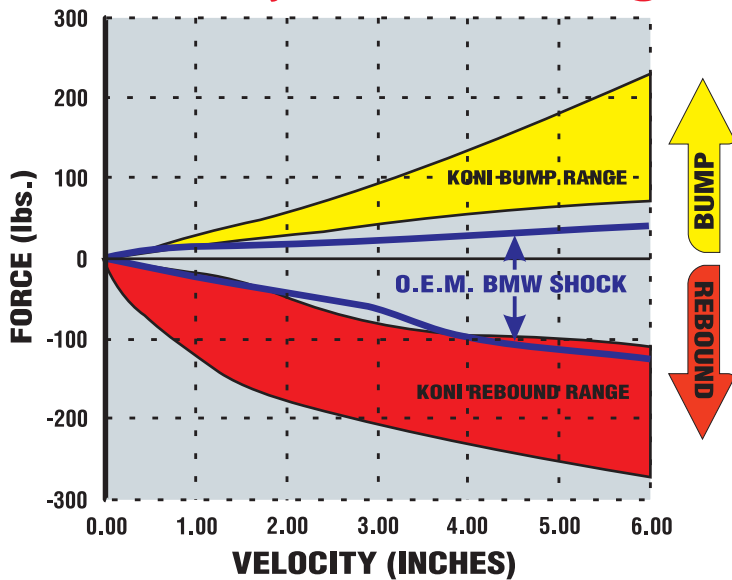
Phase 5?!

What happens when you want something beyond a Truechoice Phase 4 Suspension Solution. Well, this! The ultimate competition package! A Viper GTS Phase 5 Solution utilizing Koni 2812 Racing Shock Technology and specially fabricated shock mounting hardware. Your mind and checkbook are our only limits.




TRUECHOICE SUSPENSION SOLUTIONS

Enhanced Ride Control and Adjustment Range



The above graph illustrates the enhanced ride control and adjustment range available only with TRUECHOICE/KONI Suspension Solutions — allowing one package to be tuned for all driving conditions.



Factory OEM Double-Adjustable KONI Shocks!

Koni externally, double-adjustable factory OEM replacement shocks and struts. Ideal for street and classes that require OEM type shocks.

Chevrolet Camaro 93-98

Front 8242-1005 SP1 \$346.00 ea.
Rear 8242-1006 SP1 \$287.00 ea.

Ford Mustang 94-98

Front 8742-1122 Sport \$293.00 ea.
Rear 8042-1134 Sport \$228.00 ea.

Ford Mustang 87-93 Exc. Cobra R


Front 8742-1121 Sport \$258.00 ea.
Rear 8042-1026 Sport \$228.00 ea.

Pontiac Firebird 93-98

Front 8242-1005 SP1 \$346.00 ea.



To complete your your Suspension Solution package, we suggest that you install Eibach strut tower bars and sway bar kits. See Page14.



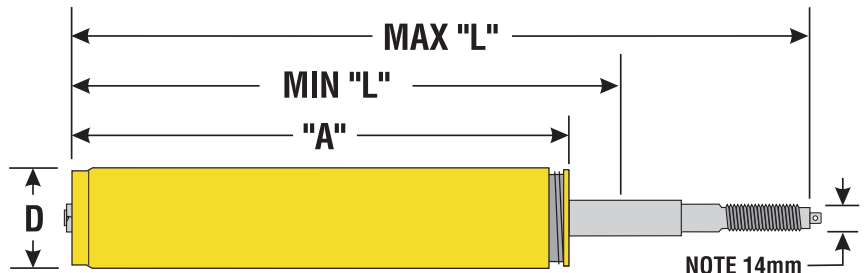
"IT" Improved Touring External, Double-Adjustable Solution.

Price \$239.00 each (unit only)

Truechoice can install this insert in your strut housing from as little as \$60.00 ea. Please call for specific pricing for your application and coil over conversions.

Popular applications: Mazda RX7 - generation 2 on, VW Golf, Jetta, and Scirocco, Porsche 944 and late 911, Dodge Neon, Lotus Elan etc.

Truechoice can adapt this unit to most strut housings provided that the inside tube diameter is at least 44mm and the bottom of the strut assembly is accessible when fitted in the vehicle. Please refer to the measurement table on this page.



Part Number	MAX LENGTH	MIN LENGTH	"A" BODY LENGTH	"D" DIAMETER
8611-1256 Sport	20.47	14.96	12.09	1.79
8611-1257 Sport	19.69	14.06	11.42	1.77
8611-1258 Sport	24.21	17.99	15.32	1.77

TRUECHOICE SUSPENSION SOLUTIONS

COMPLETE KIT PRICING

ACURA Integra 94-99 Phase I \$821.00
Phase II \$1152.00
Phase III \$1800.00
Phase IV \$1995.00

ACURA Integra 90-93 Phase I \$839.00
Phase II \$1170.00
Phase III \$1818.00
Phase IV \$2013.00

AUDI A4 FWD 95-99 Phase I \$709.00**
Phase II \$1575.00** **
Phase III \$2278.00*
Phase IV \$2578.00*

*Rear upper control arms will need modified. Price can be quoted with new control arms.

**Compress to adjust shocks front and rear.

AUDI A4 A4 AWD 95-99 Phase I \$876.00**
Phase II \$1742.00** **
Phase III \$2445.00*
Phase IV \$2745.00*

*Rear upper control arms will need modified. Price can be quoted with new control arms.

**Front shocks are compress to adjust.

BMW 325/328 92-99 Phase I \$865.00
Phase II \$955.00*
Phase III \$1325.00*
Phase IV \$1500.00*

*Phase II-IV is listed as fronts only. For rear applications please call for a quote.

CHEVROLET Camaro 93-99 Phase I \$1006.00
Phase II \$1505.00
Phase III \$2127.00
Phase IV \$2268.00

CHEVROLET Camaro 82-92 Phase I \$838.00
Phase II \$1025.00*
Phase III \$1475.00*
Phase IV \$1725.00*

* Fronts only, rear shocks can be added at a cost of \$101.43 ea. Rear shocks can not be made to coil over.

DODGE Neon 95-99 Phase I \$975.00
Phase II \$1597.00
Phase III \$2277.00
Phase IV \$2472.00

EAGLE Talon 95-98 FWD & AWD Phase I \$814.00
Phase II \$1312.00
Phase III \$1995.00
Phase IV \$2140.00

FORD Contour (Incl. SVT) 97-99 Phase I \$904.00
Phase II \$1640.00
Phase III \$2320.00
Phase IV \$2470.00

FORD Contour 95-96 Phase I \$904.00
Phase II \$1640.00
Phase III \$2320.00
Phase IV \$2470.00

FORD Mustang 94-99 Phase I \$996.00
Phase II \$1528.00
Phase III \$2208.00
Phase IV \$2400.00

FORD Mustang 87-93 8 cyl. (Exc. Cobra R) Phase I \$838.00
Phase II \$1434.00
Phase III \$2114.00
Phase IV \$2306.00

HONDA Accord 90-97 Phase I \$821.00
Phase II \$1092.00
Phase III \$1792.00
Phase IV \$1942.00

HONDA Civic 96-99 Phase I \$821.00
Phase II \$1092.00
Phase III \$1792.00
Phase IV \$1942.00

HONDA Civic 92-95 Phase I \$821.00
Phase II \$1092.00
Phase III \$1792.00
Phase IV \$1942.00

HONDA Civic 89-91 Phase I \$821.00
Phase II \$1092.00
Phase III \$1792.00
Phase IV \$1942.00

HONDA Prelude 97-99 Phase I \$838.00
Phase II \$1115.00
Phase III \$1815.00
Phase IV \$1965.00

HONDA Prelude 92-96 Phase I \$821.00
Phase II \$1092.00
Phase III \$1792.00
Phase IV \$1942.00

MAZDA Miata 98-99 Phase I \$821.00
Phase II \$1175.00
Phase III \$1855.00
Phase IV \$1995.00

MAZDA Miata 89-97 Phase I \$716.00
Phase II \$1105.00
Phase III \$1785.00
Phase IV \$1935.00

MAZDA RX-7 93-96 Phase I \$846.00
Phase II \$1170.00
Phase III \$1870.00
Phase IV \$2020.00*

* With Tender Springs

NISSAN 200SX/SER 95-99 Phase I \$675.00
Phase II \$1600.00
Phase III \$2300.00
Phase IV \$2805.00

MITSUBISHI Eclipse 95-99 FWD & AWD Phase I \$814.00
Phase II \$1312.00
Phase III \$1995.00
Phase IV \$2140.00

PONTIAC Firebird 93-99 Phase I \$1006.00
Phase II \$1505.00
Phase III \$2127.00
Phase IV \$2268.00

TOYOTA Supra 93-98 Phase I \$822.00
Phase II \$1250.00
Phase III NA
Phase IV NA

Phase 5 Competition kit available. Call for quote.

VOLKSWAGEN Golf III & Jetta III 93-98 4cyl. & VR6 Phase I \$851.00
Phase II \$1350.00
Phase III \$1975.00
Phase IV \$2125.00

VOLKSWAGEN Golf & Jetta 90-92 Phase I \$843.00
Phase II \$1342.00
Phase III \$1967.00
Phase IV \$2117.00

VOLKSWAGEN New Golf, Jetta, Beetle IV 99-00 Phase I \$836.00
Phase II \$1380.00
Phase III \$2148.00
Phase IV \$2298.00

PLEASE NOTE: Phase Four price does not include tender springs. Add \$70.00 per linear, \$94.00 per progressive and \$24.00 per spacer, for each corner of car. Price also does not include helper spring. Add \$40.00 per corner, if applicable.

TRUECHOICE understands that Suspension Solutions is a serious investment in your car's performance. TRUECHOICE technicians will be happy to discuss spring rates and shock valving along with the complete package for each specific application.

All installations must be done by a qualified professional.

A comprehensive wheel alignment must be performed after all installations.

For customers within our geographical location, TRUECHOICE will be happy to quote on installation costs and suspension tuning services.

WARRANTY. There are no warranties, written or oral, expressed or implied, made to the purchaser. We assume no liability or responsibility for equipment failure or the suitability of any product or service provided.



K-MAC CAMBER/CASTER BOLT-IN KITS FOR MASS PRODUCED AUTOS

BMW Camber/Caster/Toe

REAR: Camber adjustment reduces wheel squat and inner edge tire wear. Improves traction. Twice the factory adjustment range. NO slotting, grinding welding or special tools. Bush extraction tool enclosed.



FRONT: are all bolt in allowing both separate camber/caster with ongoing adjustment for curb knocks. Simply replace strut tops. Increases traction, reduces uneven tire wear and improves directional stability.

BMW Pricing

BMW FRONT CAMBER KITS	PART #	PRICE
1991-99 - E36 Z3, 318, 318ti, 320, 325, 328, & M3	192416	\$345.00
1999 - E46 323, 328	193516	\$365.00
1988-96 - E34 530, 535, 540, M5 & 1988-8/92 525	193416	\$365.00
1992-96 - E34 525	193316	\$345.00
1984-91 - E30 3 SERIES ALL	193316	\$345.00
1977-83 - E21 320, 323	192016	\$345.00
1966-76 - E10 2002 ALL	192016	\$345.00
BMW REAR KITS	PART #	PRICE
1996-98 E36 Z3	192026	\$295.00
1992-99 E36, E46 318, 320, 323, 325, 328, & M3	192426	\$295.00
1988-96 E34 5 SERIES ALL	193326	\$345.00
1984-91 E30 3 SERIES ALL	192026	\$295.00
1977-83 E21 320, 323	192026	\$295.00
1966-76 E10 2002 ALL	192026	\$295.00

THIS IS A PARTIAL LISTING
...Call for other applications.

HONDA & ACURA Camber & Caster



All models 1984-99. Simply replace front ball joint. Largest adjustment range. Allows for separate camber and caster adjustment. Essential for lowered autos and increases in wheel diameter. Reduce tire wear, improve traction and stability.

Kit includes rear (+) adjustment for independent rear suspensions.

HONDA & ACURA Pricing

HONDA FRONT CAMBER KITS	PART#	PRICE
1990-99 ACCORD	331116	\$365.00
1989-99 CIVIC, CRX	331116	\$365.00
1992-99 PRELUDE	331116	\$365.00
1984-87 CIVIC, CRX	330716	\$345.00
1986-89 ACCORD	330816	\$345.00
ACURA FRONT CAMBER KITS		
1990-99 INTEGRA	331116	\$365.00
1986-89 INTEGRA	330716	\$345.00
1992-99 LEGEND	331116	\$365.00

MITSUBISHI Camber & Caster

Sebring, Talon, Eclipse, Avenger. FRONT /REAR Camber Caster.

Similar to HONDA unit (see photo above).

MITSUBISHI Pricing

MITSUBISHI FRONT CAMBER KITS		
1995-99 Eclipse/Talon	522216	\$345.00
1989-94 Eclipse/Talon	522116	\$345.00
MITSUBISHI REAR CAMBER KITS		
1995-99 Eclipse/Talon	522226	\$295.00
1989-94 Eclipse/Talon	522126	\$195.00

MERCEDES Rear Camber

All models 1968-99. Reduces rear squat and inner edge tire wear. Increases traction. Essential if lowering.



Mercedes Pricing

MERCEDES REAR KITS	PART#	PRICE
1983-99 124, 128-9, 170, 210-2, 210	502026	\$325.00
1990-99 140	501926	\$325.00
1968-93 107, 114-116, 123, 126	501826	\$345.00
1998-99 "A" Series	120116	\$125.00

KWIK FIT CAMBER KITS

FOR TWO BOLT FLANGE STRUTS. FRONT/REAR CAMBER. Over 200 applications available. no slotting grinding or welding. Throw away drill bit enclosed. All Kits \$125.00

KWIK FIT CAMBER KIT APPLICATIONS

- PART #120116 (12MM DIAMETER BOLTS)**
FORD: *PROBE, *CAPRI 91-94. **MAZDA:** *323, *626, *929, MX3, MX6, RX7 '86-'92.
MITSUBISHI: 3000GT. **NISSAN:** 240SX, ALTIMA, SENTRA. **PORSCHE:** 924, 944.
RENAULT: ALLIANCE, GTA, R5. **SAAB:** 9000.
VOLKSWAGEN: CABRIOLET, CORRADO, RABBIT, GOLF, GTI, JETTA, SCIROCCO, PASSAT '88-'96.
VOLVO: 440, 460, 480, 850, 960 '94-'96, C70, S40, V40, S70, V70, S80, V80.
- PART #120216 (14/15MM DIAMETER BOLTS)**
CADILLAC: CATERA. **DODGE:** NEON (120116 FOR REAR). **NISSAN:** 200SX '94-'99, MAXIMA.
SATURN: *ALL. **SUBARU:** *FORESTER, *IMPREZA, *LEGACY, OUTBACK, *SVX.
TOYOTA: COROLLA (120116 FOR REAR), MR2.
- PART #120316 (16/17MM DIAMETER BOLTS)**
CHEVROLET: CAMARO '82-'92.
FORD: MUSTANG '79-'99 (REAR '98-'99), *CONTOUR.
MERCURY: CAPRI '79-'86, *MYSTIQUE.
PONTIAC: FIREBIRD '82-'92.
TOYOTA: AVALON, CAMRY, CELICA (120216 FOR REAR).
 * SAME PART NUMBER ALSO FITS REAR.



K-MAC NEW PRODUCTS FOR 2001!

Ford Strut Tops for 1998-2000 Ford Escort - Part # 183016 and Ford Focus - Part # 183616.

BMW Camber/Caster Competition Kits made of Lightweight Alloy for the 1996-2001 3 Series (E46) - Part # (R)193516. These kits will also fit 5 Series 1996-9/97. BMW Camber/Caster Competition Kits for the 1996-2001 BMW 3 Series (E36) - Part # (R)192416

These new parts will be introduced soon, call for pricing!

Ford Mustang Camber/Caster Kits with urethane bushings for 1979-1989 cars Part # 182116 and for 1990-2000 cars Part # 182316.

Ford Mustang Competition Camber/Caster Kits with spherical bushings for 1979-1989 cars Part # 182216 and for 1990-2000 cars Part # 182416.

PRO-KIT PERFORMANCE LOWERING SPRINGS

The Eibach Pro-Kit is the legendary spring system that dramatically improves both the appearance and performance of street vehicles. Eibach refers to it as "The Look that Performs."

Huge fender-well gap, inherent from the factory or resulting from the installation of performance wheels and tires, gives a vehicle a "lifted" look. An Eibach Pro-Kit is the perfect addition to any vehicle, lowering the car to reduce fender gap and giving your car a more attractive, sportier stance.



EIBACH LEARNS FROM RACING...

By lowering the car's center of gravity, the Eibach Pro-Kit reduces squat during acceleration, body roll in corners and excessive nose-dive under braking. When combined with a plus-1 or plus-2 wheel and tire combination, the Eibach Pro-Kit is the finishing ingredient to a winning recipe for performance.

Eibach's Pro-Kits are engineered by their suspension technicians to offer aggressive good looks and enhanced vehicle handling without compromising safety or ride quality. By using their proprietary, progressive spring design, an Eibach Pro-Kit will provide the ultimate balance that will take your passion for driving to a whole new level.

The following are some of the vehicles for which Eibach has developed Pro-Kit spring systems. Call TRUECHOICE for your specific model.



THE RACING LESSONS APPLIED!!!



PRO-KIT PRICING

Make	Model	Year	Part Number	Price
Acura	Integra	90-93	4010.140	\$239.95
Acura	Integra	94>	4020.140	\$239.95
Acura	NSX	91>	4025.140	\$479.95
Acura	2.2cl	96-97	4011.140	\$239.95
Acura	2.3cl	98>	4011.140	\$239.95
Audi	A4 1.8t 2wd	95>	1531.140	\$279.95
Audi	A4 1.8t Quattro	95>	1534.140	\$279.95
Audi	A4 2.8 2wd	95>	1532.140	\$279.95
Audi	A4 2.8 Quattro	95>	1535.140	\$279.95
Audi	S4	99>	1568.140	\$279.95
Audi	TT 2WD	99>	1567.140	\$279.95
BMW	318 i/is E36	12/90>	2021.140	\$263.95
BMW	318ti 4cyl	95>	2044.140	\$263.95
BMW	325i E36	6/92>	2033.140	\$263.95
BMW	M3 3.2L E36	4/96>	2059.140	\$279.95
BMW	Z3 4cyl E40	4/96>	2026.140	\$279.95
BMW	528i E39	95>	2053.140	\$279.95
BMW	540i E39	96>	2054.140	\$279.95
Chevrolet	Camaro V8	82-92	3801.140	\$255.95
Chevrolet	Camaro V8	93-97	3831.140	\$255.95
Chevrolet	Camaro V6	98>	3870.240	\$255.95
Chevrolet	Camaro V8	98>	3870.140	\$255.95
Dodge	Avenger	95>	2817.140	\$263.95
Dodge	Neon	95-99	2815.140	\$239.95
Dodge	Neon	00>	2820.140	\$239.95
Dodge	Stealth RT, ES	91>	2813.140	\$263.95
Dodge	Stealth RT Turbo	91>	2811.140	\$279.95
Dodge	Viper	96>	2830.140	\$295.95
Eagle	Talon 2WD	89-94	6010.140	\$255.95
Eagle	Talon AWD	89-94	6011.140	\$255.95
Eagle	Talon 2WD	95>	6014.140	\$255.95
Eagle	Talon AWD	95>	6015.140	\$255.95

Eibach Pro-Kit Pricing continued on next page.



A Plus 1 or Plus 2 tire setup can leave an unsightly fender-well gap...making a car look lifted.



Eibach Pro-Kit springs improve your handling, maintain your car's ride quality and add a lower, more aggressive look to your car.

LOWERING SPRINGS - SUSPENSION

PRO-KIT PERFORMANCE LOWERING SPRINGS

Ford	Contour 6Cyl	95-97	3556.140	\$263.95	Mitsubishi	Eclipse	00>	6035.140	\$255.95
Ford	Contour 6Cyl incl. SVT	98>	3582.140	\$263.95	Nissan	200SX	95>	6335.140	\$255.95
Ford	Focus	00>	3588.140	\$239.95	Nissan	240SX	95>	6333.140	\$239.95
Ford	Mustang & Cobra 5.0/V8	79-93	3510.140	\$255.95	Nissan	300Z Non-turbo	90-96	6319.140	\$263.95
Ford	Mustang 4.6/5.0 Hardtop	94>	3510.140	\$255.95	Nissan	300Z Turbo	90-96	6320.140	\$263.95
Ford	Probe	93-97	5522.140	\$239.95	Nissan	Sentra	91-94	6316.140	\$239.95
Ford	Escort ZX2	97>	3584.140	\$239.95	Nissan	Sentra	95>	6335.140	\$239.95
Honda	Accord 4Cyl	90-97	4011.140	\$239.95	Porsche	Boxster	9/96>	7212.140	\$335.95
Honda	Accord 4Cyl	98>	4040.140	\$239.95	Toyota	Celica	00>	8228.140	\$255.95
Honda	Civic	92-95	4017.140	\$239.95	Toyota	MR2	91-95	8215.140	\$255.95
Honda	Civic	96>	4018.140	\$263.95	Toyota	Supra Turbo	93>	8222.140	\$263.95
Honda	Civic Si	99>	4018.140	\$239.95	Volkswagen	Beetle	98>	8567.140	\$239.95
Honda	Prelude	97>	4035.140	\$255.95	Volkswagen	Golf III 4cyl	93-98	8554.140	\$239.95
Honda	S2000	00>	4050.140	\$263.95	Volkswagen	Jetta III 4cyl	93-98	8552.140	\$239.95
Hyundai	Tiburon	97>	4210.140	\$239.95	Volkswagen	Golf III VR6	9/94-98	8547.140	\$239.95
Lexus	SC300	92>	8240.140	\$279.95	Volkswagen	Jetta III VR6	9/94-98	8527.140	\$239.95
Lexus	SC400	91>	8230.140	\$311.95	Volkswagen	Jetta IV 4cyl	99>	8575.140	\$239.95
Mazda	Miata	99>	5535.140	\$263.95	Volkswagen	Jetta IV VR6	99>	8576.140	\$239.95
Mazda	RX7 Twin Turbo	93-95	5525.140	\$239.95	Volkswagen	Golf IV 4cyl	99>	8561.140	\$239.95
Mercedes	SLK W170	97>	2552.140	\$311.95	Volkswagen	Golf IV VR6	99>	8564.140	\$239.95
Mercury	Cougar V6	99>	3547.140	\$263.95	Volkswagen	Passat 1.8t (Exc. Wagon)	98>	8557.140	\$255.95
Mitsubishi	Eclipse 2wd	95>	6014.140	\$281.95					



SPORTLINE LOWERING SPRINGS

Eibach Sportline springs are designed with the extreme enthusiast in mind... one who wants the lowest possible drop for their car to achieve that "race car" look. A vehicle equipped with Eibach Sportline springs makes a dramatic statement to even the most casual observer. It also gives you the ability to back it up with superior Eibach performance. The goal of the Eibach Sportline springs is to provide extreme lowering while at the same time, provide exceptional handling through precision engineered spring rates.

Eibach Sportline Alignment Hardware Kits are also available to cure the alignment difficulties encountered on aggressively lowered vehicles. The Sportline Alignment Kit can both extend tire life and improve handling.



TYPE OF VEHICLE	PART		ALIGNMENT KIT	
	NUMBER	PRICE	PART NUMBER	PRICE
Acura Integra, 1990-93	4.1040	\$231.20	5.84725 Front 5.84580 Rear	\$222.00 \$76.00
Acura Integra, 1994>	4.2040	\$231.20	5.84725 Front 5.84580 Rear	\$222.00 \$76.00
Chevrolet Camaro, Pontiac Firebird, 1994>*	4.3138	\$255.20	N/A	-
Dodge Neon, 95>	4.1528	\$231.20	5.83460K Front 5.83450K Rear	\$27.22 \$27.22
Eagle Talon, AWD 89-94	4.1160	\$247.20	5.83450K Front	\$27.22
Mitsubishi Eclipse, Eagle Talon, Plymouth Eclipse, 2WD, 1989-94	4.1060	\$247.20	5.83450	\$30.00
Mitsubishi Eclipse, Eagle Talon, 2WD, 1995>	4.1460	\$247.20	5.87460	\$105.00
Ford Mustang V8, 1979-93, also 1994>*	4.1035	\$247.20	N/A	-
Honda Accord, V6 included, 1990-96	4.1140	\$231.20	5.84825 Front 5.84680 Rear	\$293.00 \$90.00
Honda Civic/CRX, 1988-91	4.0740	\$231.20	5.84725 Front 5.84560 Rear	\$222.00 \$76.00
Honda Civic, 1992-95	4.1740	\$231.20	5.84725 Front 5.84580 Rear	\$222.00 \$76.00
Nissan 200SX SER, 1995>	4.3563	\$231.20	5.83450 Front	\$30.00
Nissan 240SX, 95>	4.3363	\$231.20	5.83450K Front	\$27.22
Toyota MR2 and Turbo	4.1582	\$255.20	5.83470K Front 5.83470K Rear	\$30.09 \$30.09
Volkswagen Golf 4cyl, 93-96	4.3085	\$231.20	5.83450K Front	\$27.22
Volkswagen Golf 6cyl, 9/94-98	4.4785	\$231.20	5.83450K Front	\$27.22



Pictured above is an Eibach Alignment Kit. These kits are designed to correct any "negative" camber due to lowering a car with Eibach Pro-Kit or Sportline spring kits. The Alignment Kit has enough range to allow a chassis tuner to "dial-in" a performance alignment that uses the negative camber to maximize chassis potential.

*Sportline springs are not recommended for convertible models.

PARTIAL LISTINGS ON BOTH PRO-KITS AND SPORTLINE SPRINGS
CALL TRUECHOICE FOR COMPLETE or UPDATED SELECTIONS!!!



STRUT TOWER BARS/CHASSIS REINFORCEMENTS

A vehicle with a sport tuned suspension can sometimes generate enough cornering forces to cause a slight twisting of the vehicle's unibody chassis. This can cause unwanted alignment changes which leads to unpredictable handling. By tying the top of the front strut towers together, this condition is greatly reduced and vehicle/chassis response is improved.

The following list is a sample of the vehicle part lines we carry, call TRUECHOICE for your specific model.

Make/Model	Year	Part #	Price
Acura Integra	94-99	4017.920	\$175.95
BMW 318 E30	83-91	2003.920	\$175.95
BMW 318 i/is E36	91-98	2044.920	\$207.95
BMW 318 ic E30	91-93	2003.920	\$175.95
BMW 318 ic E36	94-97	2044.920	\$207.95
BMW 318 ti E36	94-98	2044.920	\$207.95
BMW 325 i/is/e E30	83-90	2003.920	\$175.95
BMW 325 i E36	91	2021.920	\$183.95
BMW 325 i E36	92	2044.920	\$207.95
BMW 325 i E36*	93-95	2021.920	\$183.95
BMW 325 ic E30	87-93	2003.920	\$175.95
BMW 325 ic E36*	93-95	2021.920	\$183.95
BMW 328 i/ic E36*	96-99	2021.920	\$183.95
BMW M3 E30	87-92	2003.920	\$175.95
Eagle Talon 2WD, AWD, Incl. Turbo	89-94	6011.925	\$135.95
Eagle Talon 2WD, AWD, Incl. Turbo	95-99	6015.925	\$135.95
Honda Accord	90-93	4011.925	\$135.95
Honda Accord 4cyl	94-97	4026.925	\$135.95
Honda Accord 4cyl	98-99	4040.920	\$175.95
Honda Accord 6cyl	98-99	4041.920	\$175.95
Honda Civic/CRX	88-91	4017.920	\$175.95
Honda Civic	92-99	4017.920	\$175.95
Honda Prelude	92-96	4016.925	\$135.95
Mitsubishi Eclipse	89-94	6011.925	\$135.95
Mitsubishi Eclipse [incl. Spyder]	95-99	6015.925	\$135.95
Nissan 240SX	95>	6333.925	\$135.95
Nissan Sentra Incl. SE-R	91-94	6316.925	\$135.95
Nissan Sentra Incl. SE-R	95>	6335.925	\$135.95
VW Corrado G60 & VR6	89-94	8502.920	\$159.95
VW Golf III 4cyl	93-98	8530.921	\$159.95
VW Golf III VR6	93-98	8530.921	\$159.95
VW Jetta III 4cyl	93-98	8530.921	\$159.95
VW Jetta III VR6	93-98	8530.921	\$159.95

* INDICATES PART CAN ONLY BE USED ON VEHICLES W/ OUT TRACTION CONTROL



ANTI-ROLL BARS

While Eibach Pro-Kit springs represent the major tuning device for your suspension, additional roll stiffness can be achieved by using the Eibach Anti-Roll Bar kit. Anti-roll bars further reduce body roll and allow fine tuning of the vehicle's suspension. The goal is neutral, predictable handling.

The following list is a sample of the vehicle part lines we carry, call TRUECHOICE for your specific model.

Make/Model	Year	Part#	Price
Acura Integra	90-93	4010.320	\$319.95
Acura Integra	94-99	4020.320	\$319.95
Audi A4 Sedan & Wagon (Front)	95>	1531.310	\$295.95
Audi TT (Front)	99>	1567.310	\$295.95
BMW 318i E30	83-90	2003.320	\$367.95
BMW 318i/is E36 Exc. Comp	91-98	2021.321	\$367.95
BMW 318i Cabrio E30	91-93	2003.320	\$367.95
BMW 318i Cabrio E36	94-98	2021.321	\$367.95
BMW 318ti Compact E36	95-98	2044.320	\$367.95
BMW 323i E36 Exc. M-Technic	98>	2021.321	\$367.95
BMW 325 i/is/e E30	83-90	2003.320	\$367.95
BMW 325 i E36	92-95	2021.321	\$367.95
BMW 325ic E30	87-93	2003.320	\$367.95
BMW 325ic E36	94-95	2021.321	\$367.95
BMW 328i/ic E36	96-98	2021.321	\$367.95
BMW 525i E34	88-97	2013.320	\$367.95
BMW 528i E39 Exc. S/Lev.	95>	2053.320	\$479.95
BMW 540i E39	96>	2054.320	\$479.95
BMW M3 6 cyl. E36	93-95	2033.320	\$399.95
BMW M3 3.2i E36	96>	2033.320	\$399.95
BMW Z3	96>	2044.320	\$367.95
Chevy Camaro V6, V8, Z-28	93-97	3831.320	\$319.95
Chevy Camaro V6, V8, Z-28	98>	3831.320	\$319.95
Dodge Neon	95-98	2815.320	\$319.95
Ford Mustang & Cobra 5.0	79-93	3510.320	\$289.95
Ford Mustang & Cobra 5.0 & 4.6 exc. IRS	94>	3517.320	\$289.95
Ford Mustang & Cobra 5.0 & 4.6 with IRS	94>	3590.320	\$289.95
Honda Accord Ex	90-93	4011.320	\$319.95
Honda Civic	88-91	4012.320	\$319.95
Honda Civic w/ original bar	92-95	4017.321	\$367.95
Honda Civic w/o original bar	92-95	4017.320	\$367.95
Honda CRX w/ original bar	88-91	4012.320	\$319.95
Hyundai Tiburon	97>	4210.320	\$000.00
Mazda Miata	90-93	5517.320	\$319.95
Mazda Miata	94-98	5515.320	\$319.95
Mazda Miata	99>	5530.320	\$319.95
Mazda RX7	86-92	5520.320	\$319.95
Mazda RX7	93-96	5525.320	\$319.95
VW Beetle	98-99	1540.320	\$399.95
VW Golf II and III - 4cyl	85-98	8502.320	\$311.95
VW Golf III VR6	95-98	8530.320	\$335.95
VW Jetta II and III - 4cyl	85-98	8502.320	\$311.95
VW Jetta III VR6	93-98	8530.320	\$335.95

PARTIAL LISTINGS ON TOWER BARS & ANTI-ROLL BARS - CALL TRUECHOICE FOR COMPLETE SELECTIONS!





Why Eibach?

AN INTRODUCTION TO EIBACH RACING SPRINGS

Around the world, in over a dozen different countries, Eibach Race Springs are recognized for unsurpassed quality and performance. Here in the U.S., you'll find Eibach championship winning coil springs on top CART, IRL, ALMS, NASCAR, Touring Cars, SCCA, and Off Road racing cars and trucks. Eibach offers both ERS coil over springs, and ESS conventional coils.

ERS: The Eibach Race System

The ERS spring system is specially designed for coil-over type suspensions. This consists of over 250 different main and tender springs, available in 2.00", 2.25" and 2.50" i.d., and free heights of 4" to 14".

ERS *main springs* are linear rated and offered in standardized lengths and inside diameters. They are designed with closed and ground ends and incorporate optimized wire diameters to minimize weight and maximize travel. In addition, all ERS main springs can be cycled to coil bind without a loss in free height.

ERS *tender springs* are the result of Eibach's involvement with rally, Trans-Am, and NASCAR Modified race cars. The ERS tender springs are designed to be stacked on top of an ERS main spring, providing several advantages:

- to keep the wheels in contact with the ground in unloaded conditions such as tight, unbanked corners, or over road irregularities
- to improve steering response and load transfer
- to produce a variable or progressive spring characteristic

By utilizing a two spring system, over 800 different load/deflection characteristics can be achieved simply by switching either the main or tender spring.

ESS: Eibach Short Track/Super Speedway Springs

Designed to meet NASCAR regulations for heavy duty, conventional coils, Eibach's ESS line consists of front springs in 5" and 5.5" o.d. and 5" o.d. rear springs in both 11" and 13" in free height.

All ESS springs are cold formed from top quality chrome silicon and chrome vanadium wire. They are heat tempered, shot peened, and pre-set to resist sagging and buckling, then individually tested to ensure accuracy.

Finally, each spring is phosphate sprayed and powder coated to provide maximum corrosion resistance. Rates are printed or tagged on the coil for easy identification.

Custom Manufacturing

When a standardized spring just won't fit, give us a call. Whether you drive a road or oval racer, off-road truck or monster truck, EIBACH engineers have the experience to design and manufacture the spring you need.

Custom Spring Design Requirements

If you would like us to provide a quote for a custom spring order, please send or fax the following information or a blueprint if possible.

- | | |
|---|------------------------|
| 1) Desired free height or loaded height | 4) Spring i.d. minimum |
| 2) Maximum rebound travel | 5) Spring i.d. maximum |
| 3) Maximum compression travel | 6) Desired spring rate |



GENERAL COMMENTS ON SPRING RATE

To determine the true rate of a specific spring, EIBACH utilizes a standardized testing procedure. By following this procedure, you can eliminate most variables caused by the end condition of the spring (top or bottom coil configuration). All EIBACH Race Springs are checked for rate accuracy before leaving the factory. Our engineers specify a 2% tolerance in spring rate. For example, if you have purchased a 100 lbs/in. spring the actual spring rate may vary between a range of 98 to 102 lbs/in.

Checking the rate on ERS Coil Over Springs and ESS Rear Springs: EIBACH's Quality Control Department tests all these springs between 30% to 70% of the total travel in order to determine the actual spring rate. For example, to properly check the rate of a 12", 2.50" i.d., 500 lbs/in. coil over spring, first refer to the correct entry in the ERS Typelist (Part# 1200-250-0500) and record the Sc measurement. This is the total available travel from free height to coil bind. The Sc is 6", so 20% of 6" would be 1.2", and 80% of 6" would be

4.8". To determine the actual rate, preload the spring 1.2", then check the rate for the next 3.6" of compression. End your testing procedure when the spring has been compressed a total of 4.8". The actual rate is figured by dividing the measured force by the travel (in the example, this is 3.6"), should fall between 485 and 515 lbs/in.

Checking the spring rate of ESS Front Springs: The measuring procedure for the spring rate of ESS Front Springs is different than ERS Coil Over and ESS Rear Springs: First preload the spring for 1 inch. Then check the rate over the next inch of travel. Should your rate vary substantially from the rate tagged on the spring, please contact an EIBACH representative. Over the years, we have determined that most spring rate "variances" are caused by the testing equipment rather than the spring itself.

ESS Front Springs have a tolerance of two percent for the spring rate as explained above.

SOME COMMONLY ASKED QUESTIONS

How do I know when a spring is bad?

Unless the physical dimensions of your spring have been altered (i.e. wire thickness, number of active coils, inside diameter, etc.) the spring rate will always remain the same. Springs do not "lose" rate. However, springs can lose free height or "sag". Verify the free heights of your springs frequently and replace parts that are out of tolerance.

How do I test springs?

The most important factor in the spring testing procedure is your equipment. Avoid the dial type hydraulic testers and spend the money on a digital load cell tester for repeatable, accurate measurement. These type of testers are available from TRUECHOICE.

If your tester has led a life of hard knocks and bumps, have it calibrated frequently. More often than not, good springs are thrown away because of unreliable rate readings.

How do I determine what spring rate I need for my car?

The limited space of this catalog prevents any detailed information. There are several good sources for suspension information that we often recommend.

We will be happy to work with your application to determine the best springs and shock absorber package.



ERS MAIN SPRINGS

ERS - EIBACH RACE SPRING SYSTEM TYPE LIST

ERS MAIN SPRINGS

PART NUMBER	Lo-inch	Di-inch	C-lbs/inch	Sc-inch	Fc-lbs	WT-lbs
0400-200-0350	4.00	2.00	350	2.32	812	0.91
0400-200-0400	4.00	2.00	400	2.21	882	1.09
0400-200-0450	4.00	2.00	450	2.10	946	1.14
0400-200-0500	4.00	2.00	500	2.14	1070	1.21
0400-200-0550	4.00	2.00	550	2.04	1098	1.28
0400-200-0600	4.00	2.00	600	2.04	1223	1.36
0400-200-0650	4.00	2.00	650	1.89	1228	1.43
0400-200-0700	4.00	2.00	700	1.90	1329	1.66
0400-200-0750	4.00	2.00	750	2.00	1500	1.58
0400-200-0800	4.00	2.00	800	1.92	1538	1.69
0400-200-0850	4.00	2.00	850	1.84	1563	1.81
0400-200-0900	4.00	2.00	900	1.75	1576	1.93
0400-200-0950	4.00	2.00	950	1.84	1745	1.86
0400-200-1000	4.00	2.00	1000	1.74	1745	1.99
0400-200-1050	4.00	2.00	1050	1.82	1913	1.92
0400-200-1100	4.00	2.00	1100	1.73	1899	2.06
0400-200-1150	4.00	2.00	1150	1.63	1870	2.20
0400-200-1200	4.00	2.00	1200	1.70	2037	2.14
0400-200-1250	4.00	2.00	1250	1.59	1993	2.29
0400-200-1300	4.00	2.00	1300	1.66	2159	2.23
0400-200-1350	4.00	2.00	1350	1.55	2099	2.38
0400-200-1400	4.00	2.00	1400	1.62	2264	2.33
0400-200-1500	4.00	2.00	1500	1.57	2352	2.43
0400-200-1600	4.00	2.00	1600	1.51	2422	2.55
0400-200-1700	4.00	2.00	1700	1.45	2473	2.67
0400-200-1800	4.00	2.00	1800	1.56	2801	2.57
0400-200-1900	4.00	2.00	1900	1.49	28.31	2.69
0400-200-2000	4.00	2.00	2000	1.42	2841	2.83
0400-200-2100	4.00	2.00	2100	1.35	2830	2.97
0400-200-2200	4.00	2.00	2200	1.43	3153	2.88
0400-200-2400	4.00	2.00	2400	1.28	3064	3.19
0400-200-2600	4.00	2.00	2600	1.27	3304	3.27
0400-200-2800	4.00	2.00	2800	1.26	3527	3.11
0400-200-3000	4.00	2.00	3000	1.37	4120	2.9
0400-225-0350	4.00	2.25	350	2.36	827	1.06
0400-225-0400	4.00	2.25	400	2.33	933	1.11
0400-225-0450	4.00	2.25	450	2.30	1037	1.17
0400-225-0500	4.00	2.25	500	2.26	1129	1.23
0400-225-0550	4.00	2.25	550	2.21	1216	1.29
0400-225-0600	4.00	2.25	600	2.00	1199	1.53
0400-225-0650	4.00	2.25	650	1.95	1267	1.62
0400-225-0700	4.00	2.25	700	1.99	1393	1.86
0400-225-0750	4.00	2.25	750	2.07	1556	1.78
0400-225-0775	4.00	2.25	775	2.05	1577	1.50
0400-225-0800	4.00	2.25	800	2.02	1613	1.89
0400-225-0850	4.00	2.25	850	1.94	1653	2.01
0400-225-0900	4.00	2.25	900	1.87	1682	2.13
0400-225-0950	4.00	2.25	950	1.95	1850	2.06
0400-225-1000	4.00	2.25	1000	1.87	1868	2.19
0400-225-1050	4.00	2.25	1050	1.78	1873	2.33
0400-225-1100	4.00	2.25	1100	1.85	2040	2.26
0400-225-1150	4.00	2.25	1150	1.77	2033	2.41
0400-225-1200	4.00	2.25	1200	1.83	2198	2.34
0400-225-1250	4.00	2.25	1250	1.74	2178	2.50
0400-225-1300	4.00	2.25	1300	1.80	2343	2.43
0400-225-1350	4.00	2.25	1350	1.71	2308	2.59
0400-225-1400	4.00	2.25	1400	1.77	2473	2.53
0400-225-1500	4.00	2.25	1500	1.72	2587	2.64
0400-225-1600	4.00	2.25	1600	1.68	2686	2.75
0400-225-1700	4.00	2.25	1700	1.63	2769	2.87
0400-225-1800	4.00	2.25	1800	1.58	2835	3.00
0400-225-1900	4.00	2.25	1900	1.52	2884	3.14
0400-225-2000	4.00	2.25	2000	1.60	3205	3.04
0400-225-2100	4.00	2.25	2100	1.54	3235	3.18
0400-225-2200	4.00	2.25	2200	1.48	3245	3.33
0400-225-2300	4.00	2.25	2300	1.57	3620	2.57
0400-225-2400	4.00	2.25	2400	1.48	3554	3.40
0400-225-2600	4.00	2.25	2600	1.48	3841	3.48
0400-225-2800	4.00	2.25	2800	1.33	3717	3.82
0400-225-3000	4.00	2.25	3000	1.31	3935	3.92
0400-225-3200	4.00	2.25	3200	1.26	4031	3.53
0400-225-3400	4.00	2.25	3400	1.26	4283	3.64

ERS MAIN SPRINGS

PART NUMBER	Lo-inch	Di-inch	C-lbs/inch	Sc-inch	Fc-lbs	WT-lbs
0500-200-0300	5.00	2.00	300	3.01	903	1.05
0500-200-0350	5.00	2.00	350	2.72	951	1.36
0500-200-0400	5.00	2.00	400	2.72	1086	1.40
0500-200-0425	5.00	2.00	425	2.70	1147	1.38
0500-200-0450	5.00	2.00	450	2.69	1212	1.46
0500-200-0475	5.00	2.00	475	2.68	1272	1.43
0500-200-0500	5.00	2.00	500	2.66	1329	1.53
0500-200-0550	5.00	2.00	550	2.60	1429	1.61
0500-200-0600	5.00	2.00	600	2.54	1523	1.71
0500-200-0650	5.00	2.00	650	2.44	1584	1.82
0500-200-0700	5.00	2.00	700	2.27	1587	2.31
0500-200-0750	5.00	2.00	750	2.41	1806	2.20
0500-200-0800	5.00	2.00	800	2.32	1858	2.33
0500-200-0850	5.00	2.00	850	2.23	1895	2.47
0500-200-0900	5.00	2.00	900	2.13	1919	2.62
0500-200-0950	5.00	2.00	950	2.25	2136	2.52
0500-200-1000	5.00	2.00	1000	2.14	2144	2.68
0500-200-1050	5.00	2.00	1050	2.04	2137	2.85
0500-200-1100	5.00	2.00	1100	2.14	2352	2.75
0500-200-1150	5.00	2.00	1150	2.02	2328	2.93
0500-200-1200	5.00	2.00	1200	2.12	2543	2.84
0500-200-1250	5.00	2.00	1250	2.00	2502	3.03
0500-200-1300	5.00	2.00	1300	1.88	2443	3.22
0500-200-1350	5.00	2.00	1350	1.97	2656	3.13
0500-200-1400	5.00	2.00	1400	1.84	2579	3.34
0500-200-1500	5.00	2.00	1500	1.80	2695	3.46
0500-200-1600	5.00	2.00	1600	1.95	3118	3.30
0500-200-1700	5.00	2.00	1700	1.89	3211	3.44
0500-200-1800	5.00	2.00	1800	1.82	3283	3.59
0500-200-1900	5.00	2.00	1900	1.75	3333	3.75
0500-200-2000	5.00	2.00	2000	1.68	3360	3.92
0500-200-2100	5.00	2.00	2100	1.60	3363	4.09
0500-200-2200	5.00	2.00	2200	1.72	3779	3.96
0500-200-2400	5.00	2.00	2400	1.55	3709	4.34
0500-200-2600	5.00	2.00	2600	1.56	4047	4.42
0500-200-2800	5.00	2.00	2800	1.56	4355	4.51
0500-200-3000	5.00	2.00	3000	1.54	4633	4.61
0500-225-0300	5.00	2.25	300	3.00	899	1.37
0500-225-0350	5.00	2.25	350	3.05	1068	1.38
0500-225-0375	5.00	2.25	375	2.87	1076	1.60
0500-225-0400	5.00	2.25	400	2.94	1176	1.43
0500-225-0425	5.00	2.25	425	2.85	1211	1.66
0500-225-0450	5.00	2.25	450	2.74	1231	1.68
0500-225-0475	5.00	2.25	475	2.93	1393	1.44
0500-225-0500	5.00	2.25	500	2.68	1339	1.76
0500-225-0525	5.00	2.25	525	2.70	1418	1.89
0500-225-0550	5.00	2.25	550	2.64	1454	1.84
0500-225-0575	5.00	2.25	575	2.72	1568	1.59
0500-225-0600	5.00	2.25	600	2.74	1641	1.71
0500-225-0625	5.00	2.25	625	2.59	1618	2.08
0500-225-0650	5.00	2.25	650	2.53	1645	2.03
0500-225-0700	5.00	2.25	700	2.47	1731	2.13
0500-225-0750	5.00	2.25	750	2.42	1814	2.23
0500-225-0800	5.00	2.25	800	2.51	2006	2.16
0500-225-0825	5.00	2.25	825	2.53	2083	2.08
0500-225-0850	5.00	2.25	850	2.41	2048	2.29
0500-225-0875	5.00	2.25	875	2.47	2163	2.17
0500-225-0900	5.00	2.25	900	2.35	2119	2.41
0500-225-0950	5.00	2.25	950	2.30	2184	2.51
0500-225-1000	5.00	2.25	1000	2.35	2346	2.48
0500-225-1050	5.00	2.25	1050	2.20	2310	3.10
0500-225-1100	5.00	2.25	1100	2.34	2577	2.54
0500-225-1150	5.00	2.25	1150	2.19	2524	3.18
0500-225-1200	5.00	2.25	1200	2.19	2633	2.82
0500-225-1250	5.00	2.25	1250	2.18	2722	3.27
0500-225-1300	5.00	2.25	1300	2.13	2771	2.93
0500-225-1350	5.00	2.25	1350	2.15	2904	3.38
0500-225-1400	5.00	2.25	1400	2.07	2905	3.06
0500-225-1450	5.00	2.25	1450	2.16	3129	3.20
0500-225-1500	5.00	2.25	1500	2.02	3032	3.30
0500-225-1550	5.00	2.25	1550	2.11	3264	3.31
0500-225-1600	5.00	2.25	1600	2.02	3238	3.25
0500-225-1650	5.00	2.25	1650	2.05	3390	3.44
0500-225-1700	5.00	2.25	1700	1.97	3351	3.40
0500-225-1750	5.00	2.25	1750	2.00	3504	3.57
0500-225-1800	5.00	2.25	1800	2.05	3692	3.29
0500-225-1850	5.00	2.25	1850	1.95	3609	3.73
0500-225-1900	5.00	2.25	1900	2.00	3807	3.42
0500-225-2000	5.00	2.25	2000	1.95	3898	3.55
0500-225-2100	5.00	2.25	2100	1.81	3818	3.85

PART NUMBER	Lo-inch	Di-inch	C-lbs/inch	Sc-inch	Fc-lbs	WT-lbs
0500-225-2200	5.00	2.25	2200	1.81	3993	3.86
0500-225-2300	5.00	2.25	2300	1.77		

SUSPENSION - RACING SPRINGS

ERS MAIN SPRINGS

ERS MAIN SPRINGS

ERS MAIN SPRINGS

PART NUMBER	Lo-inch	Di-inch	C-lbs/inch	Sc-inch	Fc-lbs	WT-lbs
0600-225-1400	6.00	2.25	1400	2.48	3467	3.92
0600-225-1500	6.00	2.25	1500	2.44	3667	4.04
0600-225-1600	6.00	2.25	1600	2.41	3855	4.1
0600-225-1700	6.00	2.25	1700	2.35	3996	4.31
0600-225-1800	6.00	2.25	1800	2.29	4124	4.47
0600-225-2000	6.00	2.25	2000	2.20	4402	4.77
0600-225-2200	6.00	2.25	2200	2.20	4850	4.85
0600-225-2500	6.00	2.25	2500	1.71	4281	6.42
0600-225-2800	6.00	2.25	2800	1.59	4454	6.83
0600-250-0450	6.00	2.50	450	3.51	1579	2.12
0600-250-0500	6.00	2.50	500	3.50	1749	2.18
0600-250-0550	6.00	2.50	550	3.49	1918	2.25
0600-250-0600	6.00	2.50	600	3.44	2064	2.57
0600-250-0650	6.00	2.50	650	3.39	2201	2.69
0600-250-0700	6.00	2.50	700	3.33	2333	2.82
0600-250-0750	6.00	2.50	750	3.28	2458	2.94
0600-250-0800	6.00	2.50	800	3.22	2578	3.07
0600-250-0850	6.00	2.50	850	3.14	2672	3.23
0600-250-0900	6.00	2.50	900	3.09	2780	3.37
0600-250-1000	6.00	2.50	1000	2.93	2926	3.71
0600-250-1050	6.00	2.50	1050	3.05	3202	3.25
0600-250-1100	6.00	2.50	1100	2.95	3248	3.76
0600-250-1150	6.00	2.50	1150	2.83	3255	3.64
0600-250-1200	6.00	2.50	1200	2.93	3512	3.88
0600-250-1250	6.00	2.50	1250	2.83	3539	3.71
0600-250-1300	6.00	2.50	1300	2.72	3535	3.93
0600-250-1350	6.00	2.50	1350	2.84	3827	3.78
0600-250-1400	6.00	2.50	1400	2.72	3811	4.00
0600-250-1450	6.00	2.50	1450	2.61	3781	4.23
0700-225-0150	7.00	2.25	150	4.77	708	1.29
0700-225-0200	7.00	2.25	200	4.49	898	1.59
0700-225-0250	7.00	2.25	250	4.17	1046	1.98
0700-225-0300	7.00	2.25	300	4.24	1272	1.98
0700-225-0350	7.00	2.25	350	3.98	1393	2.30
0700-225-0400	7.00	2.25	400	3.79	1517	2.58
0700-225-0450	7.00	2.25	450	3.76	1692	2.67
0700-225-0500	7.00	2.25	500	3.77	1886	2.73
0700-225-0550	7.00	2.25	550	3.49	1921	3.13
0700-225-0600	7.00	2.25	600	3.46	2079	3.23
0700-225-0650	7.00	2.25	650	3.49	2269	3.29
0700-225-0700	7.00	2.25	700	3.42	2398	3.43
0700-225-0750	7.00	2.25	750	3.34	2500	3.59
0700-225-0800	7.00	2.25	800	3.27	2614	3.74
0700-225-0850	7.00	2.25	850	3.20	2721	3.90
0700-225-0900	7.00	2.25	900	3.36	3027	3.74
0700-225-0950	7.00	2.25	950	3.23	3074	3.95
0700-225-1000	7.00	2.25	1000	3.16	3161	3.85
0700-225-1100	7.00	2.25	1100	3.28	3607	3.89
0700-250-0275	7.00	2.50	275	4.43	1218	2.16
0700-250-0300	7.00	2.50	300	*	*	*
0700-250-0325	7.00	2.50	325	1.30	1397	2.38
0700-250-0350	7.00	2.50	360	3.77	1320	2.51
0700-250-0400	7.00	2.50	400	3.56	1422	2.83
0700-250-0450	7.00	2.50	450	3.57	1604	2.89
0700-250-0500	7.00	2.50	500	3.29	1645	3.29
0700-250-0550	7.00	2.50	550	3.33	1830	3.35
0700-250-0600	7.00	2.50	600	3.26	1957	3.48
0700-250-0650	7.00	2.50	650	3.25	2111	3.61
0800-225-0150	8.00	2.25	150	5.15	764	1.74
0800-225-0200	8.00	2.25	200	4.90	978	2.09
0800-225-0250	8.00	2.25	250	4.83	1212	2.27
0800-225-0300	8.00	2.25	300	4.66	1397	2.53
0800-225-0350	8.00	2.25	350	4.44	1545	2.85
0800-225-0400	8.00	2.25	400	4.23	1689	3.18
0800-225-0425	8.00	2.25	425	*	*	*
0800-225-0450	8.00	2.25	450	4.26	1920	3.24
0800-225-0475	8.00	2.25	475	4.35	2065	3.42
0800-225-0500	8.00	2.25	500	4.29	2156	3.29
0800-225-0550	8.00	2.25	550	3.94	2160	3.78
0800-225-0600	8.00	2.25	600	3.93	2357	3.88
0800-225-0650	8.00	2.25	650	3.88	2522	4.03
0800-225-0700	8.00	2.25	700	3.85	2701	4.15
0800-225-0750	8.00	2.25	750	3.81	2817	4.33
0800-225-0800	8.00	2.25	800	3.69	2946	4.51
0800-225-0850	8.00	2.25	850	3.61	3068	4.69
0800-225-0900	8.00	2.25	900	3.53	3181	4.88
0800-225-0950	8.00	2.25	950	3.69	3510	4.70
0800-225-1000	8.00	2.25	1000	3.56	3556	4.95

PART NUMBER	Lo-inch	Di-inch	C-lbs/inch	Sc-inch	Fc-lbs	WT-lbs
0800-250-0150	8.00	2.50	150	5.41	811	1.80
0800-250-0175	8.00	2.50	175	5.32	930	2.04
0800-250-0200	8.00	2.50	200	5.19	1037	2.14
0800-250-0225	8.00	2.50	225	5.29	1189	2.19
0800-250-0250	8.00	2.50	250	4.82	1206	2.63
0800-250-0275	8.00	2.50	275	4.95	1362	2.67
0800-250-0300	8.00	2.50	300	4.71	1413	2.88
0800-250-0325	8.00	2.50	325	4.81	1562	2.95
0800-250-0350	8.00	2.50	350	4.54	1587	3.19
0800-250-0375	8.00	2.50	375	4.59	1720	3.29
0800-250-0400	8.00	2.50	400	4.59	1838	3.22
0800-250-0425	8.00	2.50	425	4.69	1994	3.07
0800-250-0450	8.00	2.50	450	4.35	1959	3.62
0800-250-0475	8.00	2.50	475	4.33	2055	3.74
0800-250-0500	8.00	2.50	500	4.37	2187	3.69
0800-250-0550	8.00	2.50	550	4.10	2254	4.16
0800-250-0600	8.00	2.50	600	4.07	2445	4.28
0800-250-0650	8.00	2.50	650	4.05	2633	4.40
0800-250-0700	8.00	2.50	700	4.00	2803	4.55
0800-250-0750	8.00	2.50	750	3.99	2989	4.67
0800-250-0800	8.00	2.50	800	3.89	3109	4.89
0800-250-0850	8.00	2.50	850	3.98	3383	5.07
0800-250-0900	8.00	2.50	900	3.71	3383	5.32
0800-250-0950	8.00	2.50	950	3.85	3656	5.03
0800-250-1000	8.00	2.50	1000	3.53	3531	5.22
0800-250-1050	8.00	2.50	1050	3.65	3830	5.49
0800-250-1100	8.00	2.50	1100	3.83	4210	5.26
0800-250-1150	8.00	2.50	1150	3.70	4252	5.53
0800-250-1200	8.00	2.50	1200	3.63	4354	5.73
0900-225-0150	9.00	2.25	150	5.81	862	2.02
0900-225-0200	9.00	2.25	200	5.56	1110	2.39
0900-225-0250	9.00	2.25	250	5.16	1297	2.91
0900-225-0300	9.00	2.25	300	4.98	1491	3.22
0900-225-0350	9.00	2.25	350	5.06	1769	3.25
0900-225-0400	9.00	2.25	400	4.81	1923	3.63
0900-225-0450	9.00	2.25	450	4.51	2029	4.09
0900-225-0500	9.00	2.25	500	4.53	2266	4.16
0900-225-0550	9.00	2.25	550	4.62	2255	4.26
0900-225-0600	9.00	2.25	600	4.26	2554	4.74
0900-225-0650	9.00	2.25	650	4.25	2765	4.86
0900-225-0700	9.00	2.25	700	4.21	2958	5.01
0900-225-0750	9.00	2.25	750	4.12	3084	5.21
0900-225-0800	9.00	2.25	800	4.04	3225	5.42
0900-225-0900	9.00	2.25	900	3.86	3480	5.86
0900-225-1000	9.00	2.25	1000	3.94	3940	5.88
1000-250-0150	10.00	2.50	150	5.88	882	2.68
1000-250-0175	10.00	2.50	175	5.59	979	3.05
1000-250-0200	10.00	2.50	200	6.22	1245	3.14
1000-250-0225	10.00	2.50	225	6.22	1399	3.23
1000-250-0250	10.00	2.50	250	5.84	1461	3.75
1000-250-0275	10.00	2.50	275	5.81	1598	3.87
1000-250-0300	10.00	2.50	300	5.74	1723	4.03
1000-250-0325	10.00	2.50	325	5.65	1836	4.23
1000-250-0350	10.00	2.50	350	5.56	1946	4.42
1000-250-0375	10.00	2.50	375	5.46	2049	4.62
1000-250-0400	10.00	2.50	400	5.35	2139	4.86
1000-250-0425	10.00	2.50	425	5.20	2212	5.12
1000-250-0450	10.00	2.50	450	5.43	2443	4.88
1000-250-0500	10.00	2.50	500	5.15	2573	5.42
1000-250-0550	10.00	2.50	550	5.16	2839	5.52
1000-250-0600	10.00	2.50	600	4.82	2891	5.67
1000-250-0650	10.00	2.50	650	4.81	3125	5.83
1000-250-0700	10.00	2.50	700	4.78	3343	5.98
1000-250-0750	10.00	2.50	750	4.98	3733	6.14
1000-250-0800	10.00	2.50	800	4.89	3913	6.37
1200-250-0080	12.00	2.50	80	7.77	622	2.96
1200-250-0090	12.00	2.50	90	8.18	737	2.67
1200-250-0100	12.00	2.50	100	8.04	804	2.85
1200-250-0110	12.00	2.50	110	7.97	876	3.00
1200-250-0120	12.00	2.50	120	7.11	852	3.21
1200-250-0125	12.00	2.50	125	8.05	1007	2.92
1200-250-0130	12.00	2.50	130	6.97	905	3.41
1200-250-0140	12.00	2.50	140	7.25	1015	3.24
1200-250-0150	12.00	2.50	150	7.68	1152	3.51
1200-250-0165	12.00	2.50	165	7.80	1288	3.43
1200-250-0175	12.00	2.50	175	7.35	1287	3.97
1200-250-0185	12.00	2.50	185	7.76	1436	3.51
1200-250-0200	12.00	2.50	200	7.44	1488	4.01
1200-250-0225	12.00	2.50	225	7.05	1586	4.59
1200-250-0250	12.00					

ESS FRONT SPRINGS

PART NUMBER	Lo-inch	Do-inch	C-lbs/inch	Sc-inch	Fc-lbs	WT-lbs
0800-550-1900	8.00	5.50	1900	3.55	6741	11.60
0800-550-2000	8.00	5.50	2000	3.27	6543	12.60
0800-550-2100	8.00	5.50	2100	3.44	7234	12.12
0800-550-2200	8.00	5.50	2200	2.79	6128	14.60
0800-550-2300	8.00	5.50	2300	2.79	6406	14.46
0800-550-2400	8.00	5.50	2400	2.88	6904	14.10
0800-550-2600	8.00	5.50	2600	3.23	8421	13.10
0800-550-2800	8.00	5.50	2800	2.56	7165	15.60
0800-550-3000	8.00	5.50	3000	2.84	8529	14.80
0800-550-3200	8.00	5.50	3200	2.94	9400	14.40
0800-550-3400	8.00	5.50	3400	2.53	8602	16.40
0800-550-3600	8.00	5.50	3600	2.73	9817	15.70
0800-550-3800	8.00	5.50	3800	*	*	*
0800-550-4000	8.00	5.50	4000	2.58	10315	16.03

FRONT SPRINGS (9.5" FREE LENGTH, 5.5" OUTSIDE DIAMETER, ONE END OPEN)

0950-550-0400	9.50	5.50	400	6.06	2425	6.33
0950-550-0500	9.50	5.50	500	5.66	2822	7.20
0950-550-0550	9.50	5.50	550	5.28	2899	9.60
0950-550-0600	9.50	5.50	600	5.02	3006	10.00
0950-550-0650	9.50	5.50	650	5.23	3391	9.60
0950-550-0700	9.50	5.50	700	4.97	3472	10.40
0950-550-0750	9.50	5.50	750	4.64	3511	11.30
0950-550-0800	9.50	5.50	800	4.84	3861	11.00
0950-550-0850	9.50	5.50	850	4.56	3869	11.80
0950-550-0900	9.50	5.50	900	4.71	4231	11.50
0950-550-0950	9.50	5.50	950	4.43	4200	12.40
0950-550-1000	9.50	5.50	1000	4.59	4575	12.10
0950-550-1050	9.50	5.50	1050	4.37	4589	12.76
0950-550-1100	9.50	5.50	1100	4.38	4807	12.80
0950-550-1150	9.50	5.50	1150	4.37	5026	12.71
0950-550-1200	9.50	5.50	1200	3.55	4242	15.60
0950-550-1300	9.50	5.50	1300	3.96	5134	15.70
0950-550-1400	9.50	5.50	1400	4.21	5876	13.80
0950-550-1500	9.50	5.50	1500	3.35	5008	16.70
0950-550-1600	9.50	5.50	1600	3.73	5965	15.40

FRONT SPRINGS (9.5" FREE LENGTH, 5.0" OUTSIDE DIAMETER, ONE END OPEN)

0950-500-0500	9.50	5.00	500	5.59	2793	6.59
0950-500-0550	9.50	5.00	550	5.46	3002	7.32
0950-500-0600	9.50	5.00	600	5.33	3198	7.34
0950-500-0650	9.50	5.00	650	4.64	3013	9.42
0950-500-0700	9.50	5.00	700	4.97	3479	8.75
0950-500-0750	9.50	5.00	750	4.56	3421	9.70
0950-500-0800	9.50	5.00	800	4.70	3760	9.37
0950-500-0850	9.50	5.00	850	4.35	3698	10.31
0950-500-0900	9.50	5.00	900	4.56	4107	9.86
0950-500-0950	9.50	5.00	950	4.28	4066	10.89
0950-500-1000	9.50	5.00	1000	4.50	4499	10.42
0950-500-1050	9.50	5.00	1050	4.06	4268	11.64
0950-500-1100	9.50	5.00	1100	4.25	4677	11.19
0950-500-1200	9.50	5.00	1200	3.85	4614	12.16
0950-500-1300	9.50	5.00	1300	3.77	4903	12.74
0950-500-1400	9.50	5.00	1400	4.02	5622	12.19
0950-500-1500	9.50	5.00	1500	3.80	5697	12.94
0950-500-1600	9.50	5.00	1600	3.96	6335	12.50

ESS REAR SPRINGS

PART NUMBER	Lo-inch	Do-inch	C-lbs/inch	Sc-inch	Fc-lbs	WT-lbs
1100-500-0150	11.00	5.00	150	8.06	1209	3.09
1100-500-0175	11.00	5.00	175	7.89	1379	4.30
1100-500-0200	11.00	5.00	200	7.65	1531	4.80
1100-500-0225	11.00	5.00	225	7.42	1669	5.33
1100-500-0250	11.00	5.00	250	7.40	1850	5.44
1100-500-0275	11.00	5.00	275	7.39	2031	5.55
1100-500-0300	11.00	5.00	300	7.03	2109	6.32
1100-500-0325	11.00	5.00	325	7.19	2334	6.57
1100-500-0350	11.00	5.00	350	6.89	2411	6.75

ESS REAR SPRINGS

PART NUMBER	Lo-inch	Do-inch	C-lbs/inch	Sc-inch	Fc-lbs	WT-lbs
1100-500-0375	11.00	5.00	375	6.99	2611	7.12
1100-500-0400	11.00	5.00	400	6.40	2558	7.30
1100-500-0425	11.00	5.00	425	6.80	2889	7.70
1100-500-0450	11.00	5.00	450	6.67	3000	8.09
1100-500-0500	11.00	5.00	500	6.66	3330	8.10
1100-500-0550	11.00	5.00	550	5.78	3179	10.90
1100-500-0600	11.00	5.00	600	6.05	3628	10.30
1100-500-0650	11.00	5.00	650	5.76	3747	11.20
1100-500-0700	11.00	5.00	700	5.40	3781	12.30

REAR SPRINGS (13.0" FREE LENGTH, AND 5.0" OUTSIDE DIAMETER)

1300-500-0150	13.00	5.00	150	9.55	1432	4.80
1300-500-0175	13.00	5.00	175	9.36	1636	5.26
1300-500-0200	13.00	5.00	200	9.11	1821	5.82
1300-500-0225	13.00	5.00	225	8.80	1979	6.52
1300-500-0250	13.00	5.00	250	8.78	2192	6.66
1300-500-0275	13.00	5.00	275	8.46	2323	7.41
1300-500-0300	13.00	5.00	300	8.38	2511	7.66
1300-500-0325	13.00	5.00	325	8.35	2713	7.80
1300-500-0350	13.00	5.00	350	8.28	2897	8.05
1300-500-0375	13.00	5.00	375	8.14	3048	8.41
1300-500-0400	13.00	5.00	400	8.06	3220	8.68
1300-500-0425	13.00	5.00	425	7.80	3313	9.90
1300-500-0450	13.00	5.00	450	6.83	3076	12.80
1300-500-0500	13.00	5.00	500	7.30	3652	11.80
1300-500-0550	13.00	5.00	550	7.00	3849	12.80
1300-500-0600	13.00	5.00	600	6.61	3969	13.90
1300-500-0650	13.00	5.00	650	6.29	4086	15.09
1300-500-0700	13.00	5.00	700	6.51	4557	14.40



ERS - F3 FORMULA CHASSIS RACE SPRING TYPE LIST

For a modern design of Formula chassis Eibach offers a line of performance springs with a smaller inside diameter (Di). They all meet a static length of 4.5" (115 mm) when loaded to 405 lbs (1800 n). Another advantage is their minimum weight of less than 2 lbs (1 kg) each.

F3 FORMULA CHASSIS SPRINGS

PART NUMBER	Lo-inch	Di-inch	C-lbs/inch	Sc-inch	Fc-lbs	WT-lbs
C400	5.50	1.42	400	2.64	1050	1.12
C450	5.50	1.42	450	2.40	1080	1.19
C500	5.35	1.42	500	2.32	1150	1.22
C550	5.25	1.42	550	2.16	1190	1.32
C600	5.25	1.42	600	2.28	1370	1.25
C700	5.12	1.42	700	2.00	1410	1.43
C800	5.03	1.42	800	1.96	1570	1.43
C900	5.00	1.42	900	2.00	1820	1.47
C1000	4.96	1.42	1000	1.85	1840	1.56
C1100	4.92	1.42	1100	1.77	1930	1.58
C1200	4.88	1.42	1200	1.61	1910	1.72
C1300	4.84	1.42	1300	1.57	2020	1.78
C1400	4.84	1.42	1400	1.65	2250	1.67
C1500	4.80	1.42	1500	1.65	2480	1.74
C1600	4.80	1.42	1600	1.49	2380	1.89
C1800	4.76	1.42	1800	1.53	2760	1.87
C2000	4.76	1.42	2000	1.49	2990	1.94

ESS - EIBACH SPEEDWAY SPRINGS TYPE LIST

ESS FRONT SPRINGS

PART NUMBER	Lo-inch	Do-inch	C-lbs/inch	Sc-inch	Fc-lbs	WT-lbs
0800-550-0800	8.00	5.50	800	4.31	3445	7.94
0800-550-0850	8.00	5.50	850	4.02	3420	8.50
0800-550-0900	8.00	5.50	900	3.91	3522	9.30
0800-550-0950	8.00	5.50	950	3.95	3752	9.20
0800-550-1000	8.00	5.50	1000	4.10	4095	8.80
0800-550-1050	8.00	5.50	1050	3.84	4032	9.88
0800-550-1100	8.00	5.50	1100	3.92	4307	9.40
0800-550-1200	8.00	5.50	1200	3.73	4477	10.10
0800-550-1300	8.00	5.50	1300	3.54	4606	10.70
0800-550-1400	8.00	5.50	1400	3.70	5181	10.50
0800-550-1500	8.00	5.50	1500	3.43	5148	11.20
0800-550-1600	8.00	5.50	1600	3.24	5181	12.00
0800-550-1700	8.00	5.50	1700	3.40	5786	11.60
0800-550-1800	8.00	5.50	1800	3.21	5777	12.30

SPRING PRICING

TYPE	LENGTH	RATE	RACER NET
ERS SYSTEM	4	350-850	\$65.00 Ea.
	4	900-3000	\$65.00 Ea.
	5	300-850	\$65.00 Ea.
	5	900-4000	\$65.00 Ea.
	6	200-800	\$55.00 Ea.
	6	900-2800	\$65.00 Ea.
	7	150-500	\$55.00 Ea.
	7	550-1000	\$65.00 Ea.
	8	150-550	\$55.00 Ea.
	8	600-1000	\$65.00 Ea.
	9	150-500	\$60.00 Ea.
	9	550-1000	\$75.00 Ea.
	10	150-375	\$60.00 Ea.
	10	600-700	\$75.00 Ea.
	12	80-200	\$60.00 Ea.
	12	225-1000	\$75.00 Ea.
	14	80-150	\$60.00 Ea.
	14	150-650	\$75.00 Ea.

ERS Linear Tender Springs	\$70.00 Ea.
ERS Progressive Tender Springs	\$94.00 Ea.
ERS Spacer	\$24.00 Ea.
ERS Helper Springs	\$40.00 Ea.

F3 - Formula Chassis Springs \$80.00 Ea.

ESS SYSTEM
All lengths All rates \$75.00 Ea.



RACING CLUTCHES

THE ENGINEERING BEHIND EVERY TILTON MAKES IT ABSOLUTELY THE BEST CLUTCH IN RACING.




METALLIC RACING CLUTCHES

No matter what you race, no matter how you race, Tilton offers clutches to make the most of your hard-earned skills. Each one is meticulously engineered to deliver unmatched performance and reliability while manufacturing the lowest possible moment of inertia (MOI). All Tilton clutches feature one-piece covers for low weight and structural integrity, cool running, high-burst strength under the stress of racing, high-torque capacity, spring curves with the longest wear ranges in racing, and they are readily available from TRUECHOICE.

CARBON/CARBON CLUTCHES

Patented, award-winning, carbon/carbon racing clutches deliver the lowest moment of inertia (MOI), greatest torque capacity, and longest wear in the world. They're not cheap, but in many cases, they actually cost less to run. Please call TRUECHOICE for details and pricing for your application.



CLUTCH COMPARISON CHART

Size	Application	Clutch Type	Rated Torque*		MOI (lb-in ²)	Part #
			Discs	(lb -ft)		
5 1/2" (140 mm)	Racing	Metallic	1	250	20.6	67-001HG
5 1/2" (140 mm)	Rally	Metallic	1	250	21.4	67-301HG
5 1/2" (140 mm)	Racing	Metallic	2	500	29.4	67-002HG
5 1/2" (140 mm)	Rally	Metallic	2	500	32.2	67-302HG
5 1/2" (140 mm)	Racing	Metallic	3	750	36.9	67-003HG
5 1/2" (140 mm)	Racing	Metallic	4	1000	47.0	67-004HG
5 1/2" (140 mm)	Racing and Rally	Carbon/Carbon	1	250	14.6	6551HG-S
5 1/2" (140 mm)	Racing and Rally	Carbon/Carbon	2	500	17.8	6552HG-S
5 1/2" (140 mm)	Racing and Rally	Carbon/Carbon	3	750	22.0	6553HG-S
5 1/2" (140 mm)	Racing and Rally	Carbon/Carbon	4	1000	25.3	6554HG-S
7 1/4" (185 mm)	Racing	Metallic	1	310	44.1	66-001HG
7 1/4" (185 mm)	Nested Hub	Metallic	1**	310	49.5	66-001HG
7 1/4" (185 mm)	Rally	Metallic	1	310	54.5	66-301HG
7 1/4" (185 mm)	Racing	Metallic	2	620	66.3	66-002HG
7 1/4" (185 mm)	Rally	Metallic	2	620	78.3	66-302HG
7 1/4" (185 mm)	Nested Hub	Metallic	2**	620	69.5	66-002HG
7 1/4" (185 mm)	Racing	Metallic	3	930	87.6	66-003HG
7 1/4" (185 mm)	Gear Drive	Metallic	3**	930	93.3	66-003HG
7 1/4" (185 mm)	Racing	Metallic	4	1240	113.1	66-004HG
7 1/4" (185 mm)	Racing and Rally	Carbon/Carbon	1	310	42.0	6571HG-S12
7 1/4" (185 mm)	Racing and Rally	Carbon/Carbon	2	620	49.7	6572HG-S12
7 1/4" (185 mm)	Racing and Rally	Carbon/Carbon	3	930	59.3	6573HG-S12

*Torque ratings are based on gray springs; other springs are available.
** Flat-type flywheels with bolt clearance or spline engagement problems.


TILTON CLUTCH ASSEMBLY PRICING

5 1/2" CLUTCHES (Clutch Assembly does not include Driven Discs)

Part #	Description	Price
67-001HG	OTIII Clutch, Assembly, 1 Disc 5.5" Dia. H/R	\$450.00
67-002HG	OTIII Clutch, Assembly, 2 Disc 5.5" Dia. H/R	\$560.00
67-003HG	OTIII Clutch, Assembly, 3 Disc 5.5" Dia. H/R	\$665.00
67-004HG	OTIII Clutch, Assembly, 4 Disc 5.5" Dia. H/R	\$880.00
67-118HR	OTIII Clutch Pressure Plate 5.5" Steel High Ratio	\$125.00
67-119	OTIII Clutch Floater Plate 5.5" Steel	\$75.00

7 1/4" CLUTCHES (Clutch Assembly does not include Driven Discs)

Part #	Description	Price
66-001	OTII Clutch, Assembly, 1 Disc, H/R	\$395.00
66-002H	OTII Clutch, Assembly, 2 Disc, H/R	\$425.00
66-003H	OTII Clutch, Assembly, 3 Disc, H/R	\$455.00
66-004H	OTII Clutch, Assembly, 4 Disc, H/R	\$515.00
66-118HR	OTIII Clutch Pressure Plate 7.25" Steel High Ratio	\$125.00
95-00X	Bolt Kit, CFA, w/Nuts & Washers (ALL)	\$18.00



CARBON/CARBON CLUTCHES

Due to the Special Applications of Carbon/Carbon Clutches, Check with Truechoice for Pricing.

Porsche 996 GT3R CLUTCH COMPONENTS

66-012H	7.25" Clutch Cover	\$425.00
64185-2-AC-30	Clutch Pack	\$160.00
62-031 HS	Throw-out Bearing	\$85.00
62-905	Bearing Seal Kit	\$28.00

POPULAR 5 1/2" (140 mm) DISC PACKS - PRICING

Spline Size	Disc	Part #	Price
7/8" x 20	1	64140-9-A-25	\$80.00
7/8" x 20	2	64140-9-AA-25	\$160.00
7/8" x 20 Cosworth type	2	64140-9-AC-25	\$180.00
1" x 23 x 30°	1	64140-9-A-30	\$80.00
1" x 23 x 30°	2	64140-9-AA-30	\$160.00
1" x 23 x 30° Cosworth type	2	64140-9-AC-30	\$180.00
1 1/8" x 10 Chevrolet	1	64140-9-A-06	\$80.00
1 1/8" x 10 Chevrolet	2	64140-9-AA-06	\$160.00
1 1/8" x 10 Chevrolet	3	64140-9-ABA-06	\$240.00
1 5/32" x 26	2	64140-9-AA-36	\$160.00
1 5/32" x 26	3	64140-9-ABA-36	\$240.00
1 5/32" x 26 Ilmor, Ford, Honda	3	64140-9-ACC-36	\$240.00
1 5/32" x 26 Ilmor, Ford, Honda	4	64140-9-ACCC-36	\$320.00

POPULAR 7 1/4" (185 mm) DISC PACKS - PRICING

Spline Size	Disc	Part #	Price
7/8" x 20	1	64185-2-A-25	\$80.00
7/8" x 20	2	64185-2-AA-25	\$160.00
7/8" x 20 F/A & Indy Light	2	64185-2-HJ-25	\$340.00
1" x 23 x 30°	1	64185-2-A-30	\$80.00
1" x 23 x 30°	2	64185-0-AA-30	\$160.00
1" x 23 x 30° Cosworth type	2	64185-2-HJ-30	\$340.00
1 1/8" x 10 Chevrolet	1	64185-2-A-06	\$80.00
1 1/8" x 10 Chevrolet	2	64185-2-AA-06	\$160.00
1 1/8" x 10 Chevrolet	3	64185-2-ABA-06	\$240.00
1 1/8" x 10 Gear Hub	3	64185-2-MGG-06	\$605.00
1 5/32" x 26	2	64185-2-AA-36	\$160.00
1 5/32" x 26	3	64185-2-ABA-36	\$240.00
1 5/32" x 26 Gear Hub	3	64185-2-MGG-36	\$605.00

NOTE: Extended hubs are available for single disc clutches. These hubs offer a .550" longer spline engagement, and give much better wear.



CLUTCH SERVICE DEPARTMENT

TRUECHOICE is a refurbishment center for Tilton's Racing clutches.

Learn more about our clutch service and the other work performed in the Truechoice Service Shop. Please see page 36 in this catalog.

tilton


OPEN WHEEL SERIES CLUTCHES

Tilton has developed clutch assemblies that meet the needs of each series of Open Wheel racing. Each clutch provides the lowest possible Moment-of-Inertia (MOI) without sacrificing reliability.

4.5" Push-style Metallic clutch - Tilton's 4.5" 4-plate Push-style clutch has proven successful with many CART and IRL teams for its excellent performance and reliability. It features an extremely low MOI (17.4 lb-in²) with high torque capacity. The modulation of this clutch gives improved pedal feel and driveability during all important pit stops. (Weight 5.9 lbs. - 4-plate)

4.5" Pull-type Metallic clutch - Tilton's newest lightweight clutch designed for CART. Developed for use with the 2000 Reynard chassis and gearbox that utilize a pull-type assembly. As with the proven push-style version, this clutch features an extremely low MOI with high torque capacity. Durability and improved pedal feel make the Tilton 4.5" clutches the ultimate in performance and value. (Weight 5.5 lbs. - 4-plate)

4.9" Metallic clutch - Available in a 3- or 4-plate version. This clutch has been proven in both CART and IRL competition for its reliability. Features a very low MOI and a high torque capacity. The 4.9" clutch is a good compromise between the all-out performance of the 4.5" and the famous durability of the 5.5". This clutch offers great modulation characteristics when a 38mm contact release bearing is used. (Weight 6.3 lbs. - 3-plate)



5.5" Carbon/Carbon clutch - The Tilton 5.5" Carbon/Carbon clutch is standard equipment for Indy Lights and Toyota Atlantics. Features an extremely low MOI (a7.8 lb.-in²) and is very durable. It is not uncommon for team to get multiple seasons from this clutch and actually have a lower cost-per-mile than with a metallic equivalent. (Weight 3.7 lbs. - 2-plate)

5.5" Metallic clutch - This clutch is available in a 1-, 2- and 3-plate versions. The 3-plate is perfect for use in IRL at Superspeedway events, where engine speeds do not change much and where reliability is critical. The 2-plate version is designed for use in Toyota Atlantics. The 1-plate 5.5" clutches are perfect for use in FF2000, providing a lower weight and MOI than the 7.25" clutch. (Weight 7.3 lbs. - 3-plate)

7.25" Metallic clutch - The Tilton 7.25" metallic clutch had become a favorite of FF2000 competitors for its performance and durability. The low MOI allows for quicker engine acceleration and deceleration. The scalloped and open design of this clutch allows for weight savings and cooling capabilities that a closed-style clutch can not match. (Weight 5.1 lbs. - 1-plate)

Championship Auto Racing Teams

Clutches and clutch components

4.5" Pull-type Clutch, Two Springs, 4 Plates	Part # 671-524HG	\$2,450.00
4.5" 4-plate Clutch (Two Springs)	Part # 671-024HG	\$2,125.00
4.5" 4-plate Disc Pack	Part # 64114-9-YYYY-36	\$440.00
4.5" 4-plate Disc Pack (Titanium Hubs)	Part # 64114-9-YYYY-36T	\$600.00

Release Bearings and Parts

38mm Ceramic High Speed Bearing - Angular Contact	Part # 61-2038	\$325.00
42mm Ceramic High Speed Bearing - Angular Contact	Part # 61-2542	\$405.50
High Speed Bearing Rebuild Kit	Part # 61-2100	\$10.00

Indy Racing League

Clutches and clutch components

4.5" 4-plate Clutch (2 Springs)	Part # 671-024HG	\$2,125.00
4.5" 4-plate Disc Pack	Part # 64114-9-YYYY-36	\$440.00
4.5" 3-plate Clutch (2 Springs)	Part # 671-023HG	\$2,025.00
4.5" 3-plate Disc Pack	Part # 64114-9-YYX-36	\$330.00
4.9" 3-plate Clutch	Part # 675-003HG	\$1,400.00
4.9" 3-plate Disc Pack	Part # 64125-9-CCC-36	\$400.00
4.9" 4-plate Clutch	Part # 675-004HG	\$1,590.00
4.9" 4-plate Disc Pack	Part # 64125-9-CCCC-36	\$500.00
5.5" 3-plate Clutch	Part # 67-003HG	\$665.00
5.5" 3-plate Disc Pack	Part # 64140-9-ACC-36	\$240.00
5.5" Replacement Pressure Plate	Part # 67-118HR	\$125.00
5.5" Replacement Floaters	Part # 67-119	\$75.00

Flywheels

4.5" Oldsmobile Flywheel	Part # 50-554	\$750.00
4.9" Oldsmobile Flywheel	Part # 50-551	\$750.00
5.5" Oldsmobile Flywheel	Part # 50-555	\$750.00

NOTE: All flywheels for Oldsmobile applications now use stock timing sensor locations

4.9" Nissan Flywheel with Integral Crank Triggers	Part # 50-542	\$595.00
5.5" Nissan Flywheel with Integral Crank Triggers	Part # 50-540	\$750.00

Release Bearings and Parts

Hydraulic release bearing assembly, G-Force		
52mm bearing (non-Tilton Clutches)	Part # 61-300	\$325.00
52mm replacement bearing for 61-300	Part # 62-002	\$27.50
Hydraulic release bearing assembly, G-Force		
38mm bearing (Tilton Clutches)	Part # 61-303	\$355.00
38mm replacement bearing for 61-303	Part # 62-008	\$47.50
Seal rebuild kit for all Tilton hydraulic bearing assemblies	Part # 62-905	\$34.00

Toyota Atlantic

Flywheels

5.5" step Style, C/C Metallic Clutch	Part # 51-5005	\$395.00
5.5" Lightened, Step Style, C/C only	Part # 51-5006	\$495.00

Clutches and Clutch Components

5.5" 2-plate, C/C, Ultra-high Ratio, Steel Pressure Plate, 7/8 x 20 Spline Contact for use of Aluminum or Titanium Pressure Plates or Hubs	Part # 6552USG-S	\$3,000.00
5.5" 2-plate, Metallic	Part # 67-002HG	\$560.00
5.5" Friction Disc	Part # 64140-9-AC-25	\$160.00
Clutch Bolt Kit, C/C & Metallic	Part # 95-002-85	\$18.00

Starters

Starter Assembly	Part # 54-31470	\$605.00
Pinion Drive Assembly	Part # 59-020	\$250.00
Solenoid	Part # 59-022R	\$49.50

Hydraulic release bearings

Complete Assembly	Part # 61-323	\$355.00
Bearing	Part # 62-008	\$47.50
Hydraulic Seal Kit	Part # 62-905	\$34.00
Piston	Part # 62-619	\$48.50

Indy Lights

Clutches and Clutch Components

5.5" 2-plate, C/C, Ultra-high Ratio, Steel Pressure Plate, 7/8 x 20 Spline Contact for use of Aluminum or Titanium Pressure Plates or Hubs	Part # 6552USG-P	\$3,000.00
Hydraulic release bearings		
Complete Assembly	Part # 61-303	\$355.00
Bearing	Part # 62-008	\$47.50

FF2000

Clutches and Clutch Components

5.5" 1-plate Metallic Clutch Assembly	Part # 67-001HG	\$450.00
5.5" 1-plate Disc Pack	Part # 64140-9-F-25	\$80.00
7.25" 1-plate Metallic Clutch Assembly	Part # 66-001HORA	\$450.00
7.25" 1-plate Disc Pack	Part # 64185-0-F-25	\$80.00
Hydraulic release bearings		
Complete Assembly	Part # 61-302	\$355.00
Bearing	Part # 62-031	\$65.00

RELEASE BEARINGS - BRAKE PARTS



tilton

200 SERIES RELEASE BEARINGS

Mounts inside the Tilton 52-series aluminum and magnesium bell housings to provide the proper set-up height for 4.5", 4.9", 5.5" and 138mm clutches. A 38mm, self-centering bearing for improved modulation and pedal feel. Includes all hardware and fittings

HIGH SPEED RELEASE BEARINGS

To keep up with engines capable of turning 17,000 RPM and more, Tilton has introduced a ceramic high speed clutch release bearing designed for 20,000 RPM. Angular contact design with one-piece phenolic cage.

300 SERIES RELEASE BEARINGS

BULKHEAD MOUNT FOR HEWLAND, WEISMANN AND OTHER SPECIAL APPLICATIONS

Triple bolt, 3" bolt circle pedestal mounting system can be adapted to numerous applications. Includes all hardware and fittings.

400 SERIES RELEASE BEARINGS

CLUTCH HOUSING MOUNTED RELEASE BEARINGS

Designed to be mounted inside Tilton 53 Series OE, LGC bellhousings and 52 Series steel bellhousings. Includes all hardware and fittings.

600 SERIES RELEASE BEARINGS

TWO-PIECE HYDRAULIC BEARING

Designed to replace the stock mechanical release bearing linkage and slave cylinder.

RELEASE BEARING PRICE LIST

Part #	Description	Price
61-203	Hyd. Release Bearing-"52" Clutch Housing	\$395.00
61-300	Hyd. Release Bearing-Radius Faced - 1 7/8" spring hole	\$325.00
61-301	Hyd. Release Bearing- Flat faced for many OEM clutches	\$355.00
61-302	Hyd. Release Bearing- 44mm Self Cent. for 7.38" clutch	\$355.00
61-303	Hyd. Release Bearing- 38mm Self Cent. for 5.5" clutch	\$355.00
61-400	Hyd. Release Bearing-4 Bolt for Chevy, Ford	\$225.00
61-402	Hyd. Release Bearing-4 Bolt w/44mm Self Cent.	\$255.00
61-403	Hyd. Release Bearing-4 Bolt w/38mm Self Cent.	\$255.00
61-600	Hyd. Release Bearing-Adj. w/Radius Face	\$280.00
61-601	Hyd. Release Bearing-Adj. w/Flat Face	\$310.00
61-602	Hyd. Release Bearing-Adj. 44mm Self Cent.	\$310.00
61-603	Hyd. Release Bearing-Adj. 38mm Self Cent.	\$310.00
62-002	Release Bearing 40mm Bore/44.5mm Dia.	\$27.50
62-008	Release Bearing 38mm Self Cent. for 5.5" Clutch	\$47.50
62-031	Release Bearing 44mm Self Cent. for 7.38" Clutch	\$65.00
62-6161	Thrust Ring, Wide Face	\$25.00
62-620L	Piston For Extra Length (1/2") For 61-300/400/500	\$48.50
62-905	Repair Kit (Seals) for 61-300/400/600	\$34.00
62-908	Aluminum piston retrofits Saab, Swift, Ralt (TOB) to allow use of 38mm and 44mm self-centering bearings	\$34.00
HIGH SPEED RELEASE BEARINGS		
61-2038	38mm Ceramic High-Speed Bearing - Angular Contact	\$325.00
61-2542	42mm Ceramic High-Speed Bearing - Angular Contact	\$405.00
61-2100	High-Speed Bearing Rebuild Kit	\$10.00

MASTER CYLINDERS

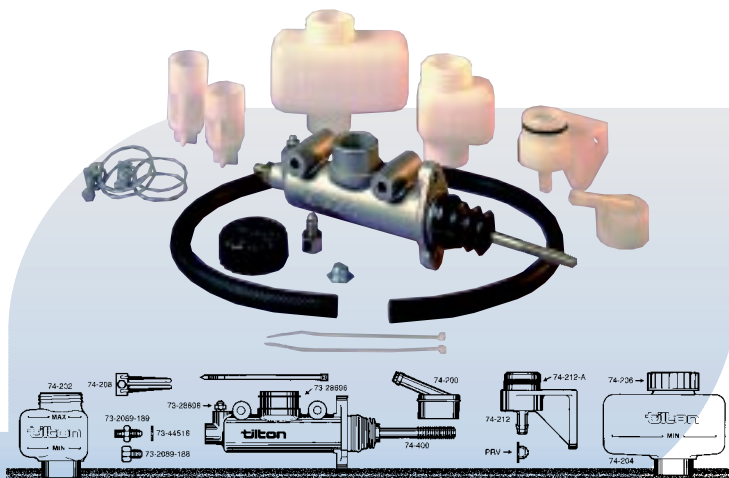
Tilton master cylinders are engineered and crafted to provide optimum performance at a surprisingly moderate cost. These kits are complete, which means you can assemble any of the configurations shown from the parts included. Note: smaller cylinder bores result in more braking force, less volume, and a softer pedal feel.

Features of the Tilton master cylinders are: Universal mounting with side or flange mount, lightweight, anodized aluminum cylinders for wear and corrosion resistance, large (10.7 oz.) and small (4.0 oz.) reservoirs, clearly visible fluid level, includes 3/16" inverted flare and AN-3 line adapters, replaces master cylinders with 2 1/4" 2 bolt mounts, everything you need in a single box.

Description	Price
Master Cylinder Kits, Sizes: .625, .70, .750, .812, .875, .937, 1.00, 1.125, Kit Includes Sm/Lg Reservoir, Remote Fit, Cap (Part # 74-625U)	All kits \$65.00
Master Cylinder Repair Kits (Part # 74-625U-RK)	\$19.00



Master cylinder repair kit



Master cylinder kit

tilton



TILTON PEDAL ASSEMBLIES

Tilton engineering offers the racing industry's widest selection of pedal assemblies with four highly-engineered, race-tested types:

Floor mounted pedal assembly

Floor mounted with the master cylinders bulkhead mounted ahead of the driver's feet.

Overhung pedal assembly

Swing-pedal style with Master cylinder(s) located inside the cockpit, which reduces the effects of engine heat

Firewall-mounted pedal assembly

Swing-pedal style with NASCAR approved location of master cylinder(s) in engine compartment.

Remote-mounted pedal assembly

Used in special applications that do not permit conventional pedal assemblies, with unlimited mounting possibilities

PEDAL ASSEMBLY PRICE LIST

Part #	Description	Price
72-670A*	Overhung Pedal, Single Alum. Pedal, Single Cylinder, 6.2:1 Ratio	\$150.00
72-671A*	Overhung Pedal, Single Alum. Pedal, Single Cylinder, 5.5:1 Ratio	\$150.00

PEDAL ASSEMBLY PRICE LIST (cont.)

72-600A*	Overhung Pedal, Single Alum. Pedal, Dual Cylinders, 6.2:1 Ratio	\$185.00
72-602A*	Overhung Pedal, Single Alum. Pedal, Dual Cylinders, 5.5:1 Ratio	\$185.00
72-620A*	Overhung Pedal, Dual Alum. Pedals, Triple Cylinders, 6.2:1 Ratio	\$245.00
72-623A*	Overhung Pedal, Dual Alum. Pedals, Triple Cylinders, 5.5:1 Ratio	\$245.00
72-642A*	Floor Mount Pedal, Dual Alum. Pedals, Triple Cylinders	\$235.00
72-643A*	Floor Mount Pedal, Single Alum. Pedal, Dual Cylinders	\$170.00
72-6421A*	Package: includes assembly, 3/4", 7/8" and 1" master cylinders and remote cable adjuster	\$435.00
72-6422A*	Package: includes assembly, one 3/4" and two 7/8" master cylinders and remote cable adjuster	\$435.00
72-672	Firewall Mount, Single Steel Pedal, Single Cylinder	\$170.00
72-604	Firewall Mount, Single Steel Pedal, Dual Cylinders	\$230.00
72-644	Firewall Mount, Single Steel Pedal, Dual Cylinders at 34° Angle	\$230.00
72-626	Firewall Mount, Dual Steel Pedals, Triple Cylinders	\$295.00
72-673	Remote Mount, Single Steel Pedal, Single Cylinder	\$150.00
72-610	Remote Mount, Single Steel Pedal, Dual Cylinders, Adjust. Knob	\$185.00
72-650	Remote Mount, Single Steel Pedal, Dual Cylinders (34°), Adjust. Knob	\$190.00
72-630	Remote Mount, Dual Steel Pedals, Triple Cylinders, Adjust. Knob	\$230.00

*NOTE: For steel Pedal(s), delete "A" from part number.


TILTON SUPER STARTERS

These starters are of full ball bearing design, and are unaffected by most hot and cold starting conditions. A low, 250 amp current draw allows more spark for firing your engine. The 3.75:1 reduction Super Starter produces 50% more torque than original equipment (OEM) starters, yet is more than 35% smaller than OEM models, with a total weight of approximately 10 lbs. Its smaller size delivers more header, pan and frame clearance.

All electrical connections are siliconed, and the armature is epoxy encapsulated for increased vibration resistance and reliability. Gaskets and seals are used throughout for moisture and corrosion resistance. Super Starters are built with all new components and dynamometer tested. They are plated and painted to look as good as they perform!

Part #	Description	Price
54-10007	A generic Tilton starter for S2000, FF 1600. It can be adapted to use with existing nose from your old starter.	\$335.00
54-10009	Fits all Chevy 105/109 tooth flywheels, with low ground clearance. Also fits all WSC Spice cars.	\$355.00
54-10005	Fits all late model Chevy 104 tooth flywheels, with low ground clearance.	\$345.00
54-10013	For all 5-litre Mustangs and small block Fords.	\$345.00
54-10034	Fits Swift Toyota Atlantic, DB1 & 4	\$380.00
54-10043	Fits Reynard Toyota Atlantic 4AG	\$450.00
54-11052	Fits all Quartermaster bellhousings, with reverse rotation.	\$375.00
54-21062	Fits all Tilton bellhousings, with reverse rotation. It has ultra-low ground clearance. Fits all SCCA Trans-am late models and ASA cars.	\$480.00
54-10029	Fits all MGB, MGA, Lotus 907, Jag V6. It is a replacement for Lucas starters	\$395.00
54-10030	Sports 2000, FF 1600/2000, Cosworth BDA with FT200 Gearbox	\$345.00
54-11061	Porsche 914, 911, 930	\$450.00
54-31470	Toyota Atlantic - Swift chassis	\$605.00

NOTE: This is just a partial listing of Tilton Super Starters. Call TRUECHOICE to discuss your particular application.



LIGHT-WEIGHT FORMULA FORD STARTER

New TILTON XLT SERIES Formula Ford starter boasts 30% less weight, at 7 pounds total, in a hi-torque starter.

Part # 54-50030
Price \$425.00



tilton BALANCE BAR

Tilton balance bars are heat-treated, rolled thread pivot bars with a clevis design that is superior to rod end style with a 2 1/2" center to center (industry standard). Tilton balance bars can be incorporated into OEM style pedals or they can be used to update and improve products from other manufacturers.

Part #	Description	Price
72-250	Balance Bar Assembly, Small Cntr. Line Dist. 2.5"	\$60.00
72-300	Balance Bar Assembly	\$65.00



MINI- ALTERNATOR

Compact size and light weight of only 6.2 lbs. are the features of this 12 Volt, 45 Amp Tilton Mini-Alternator. Part # 40-100 Price \$345.00



ELECTRIC FLUID PUMP

This compact, high-performance, electric fluid pump is used to power transmission and differential oil coolers, as well as turbocharger oilers, brake cooling systems, cool suits, etc.

Features: integral cooling fan, low weight of just 3.5 lbs., self-priming, 1 to 2 gallons per minute of fluid flow, temperature limit of 265° F (130° C) constant, 300° F (149° C) intermittent. The pump has a mounting plate included, and it can be remote mounted. Part # 17-522 Oil/Water Cooler Assembly, 12V \$199.50

Part # 17-523 Same as above - Viton Seals (for corrosive liquids) \$199.50



BRAKE FLUID BLEED KIT

This ingenious kit lets you eliminate much of the time and uncertainty from bleeding brake lines. Full instructions included.

Part # 72-503 Brake Fluid Bleed Kit w/Hoses Lanyards & Inst. \$30.00

BRAKE PROPORTIONING VALVE

The Tilton brake proportioning valve lets you make seven immediate, distinct changes in braking balance.


Part #	Description	Price
90-1000	Prop Valve, 7 Set, Unv. Mount AN3 & 3/16 Inv. Flare	\$85.00
90-1003	Prop Valve, 7 Set, Unv. Mount 10mm x 1mm	\$85.00
90-1100	Prop Valve Repair Kit for 90-1000/1002/1003	\$12.50



REMOTE CABLE ADJUSTER

This assembly allows you to adjust brake bias quickly and accurately during competition. Features are the finger-grooved, nonslip knob, plate mounting for convenient installation, spring-loaded detent for vibration resistance, and a 6 foot cable that may be fitted as needed. This adjuster will fit any balance bar with 3/8" x 24 threaded shaft.


Part # 72-501
Balance Bar Remote Cable Assembly 6'long \$55.00



RUBBER GREASE

Assembly lubricant — a must for all hydraulic repairs.

Part # RG-17
Rubber Grease \$8.50



TRUECHOICE is proud to be a representative for the full line of Tilton Engineering racing products. Because of space constraints in this catalog, and the custom nature of many of these products, TRUECHOICE advises that you contact us about descriptions and pricing for the entire Tilton line.

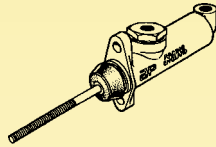
MASTER CYLINDERS - BRAKE PARTS



CP2293 STANDARD LIGHTWEIGHT MASTER CYLINDER

DESCRIPTION

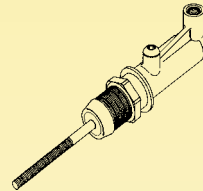
Lightweight master cylinder suitable for most brake & clutch applications where space restrictions are not a primary consideration. The longer available stroke makes it particularly suitable for some clutch installations. Long threaded portion allows push rod length to be cut to suit. See model/part number charts below.



CP4400 LIGHTWEIGHT "CENTER LOCK" MASTER CYLINDER

DESCRIPTION

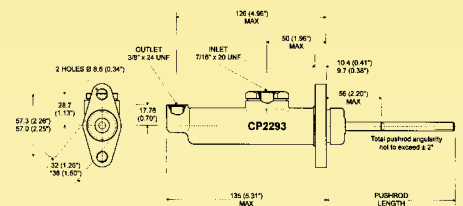

Lightweight aluminum alloy master cylinder which has been specially designed with a "center lock" bulkhead attachment to meet the installation requirements of composite structure racing cars. The inlet port and fluid reservoirs are positioned at the rear of the master cylinder, away from the bulkhead, with the outlet port at the end of the body to provide clearance for steering rods, etc. where required. Models of this master cylinder are available using a stepped locking nut to accommodate a thicker bulkhead. See model/part number charts below.



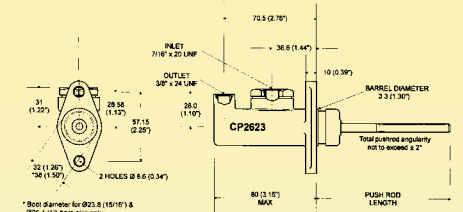
CP2623 EXTRA-SHORT LIGHTWEIGHT MASTER CYLINDER

DESCRIPTION

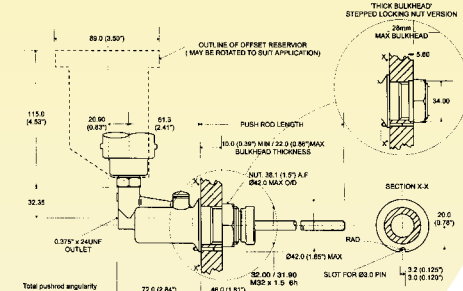
Lightweight extra short master cylinder suitable for all brake & clutch applications especially where space is restricted. Units are individually shimmed to minimize free play at the push rod. Long threaded portion allows push rod length to be cut to suit. See model/part number charts below.



CP2293 BASIC INSTALLATION DIMENSIONS



CP2623 BASIC INSTALLATION DIMENSIONS



CP4400 BASIC INSTALLATION DIMENSIONS

MASTER CYLINDER PRICING

MODELS CP2293 & CP2623
Up to 7/8" dia. \$150.00
15/16" and 1" dia. \$175.00

MODEL CP4400 \$200.00

MASTER CYLINDER SPECIFICATION CHART

MODEL	WEIGHT	FULL STROKE	HYDRAULIC THREADS		TRAVEL TO CUT OFF	PUSH RODS AVAILABLE
			OUTLET	INLET		
CP2293	0.4 Kg (0.88 lb.)	31.75 MM (1.25")	3/8" x 24 UNF	7/16" x 20 UNF	1.5 mm (0.060") Nominal Setting	PRM155 Thread M8 x 1.25 Length 155 mm (6.10")
CP2623	0.3 Kg (0.70 lb.)	25.4 mm (1.00")	3/8" x 24 UNF	7/16" x 20 UNF	0.76 mm to 1.02 mm (0.030" to 0.04")	PRT110 Thread 5/16" UNF Length 110 mm (4.33")
CP4400	0.25 Kg (0.53 lb.)	25.4 mm (1.00")	3/8" x 24 UNF	7/16" x 20 UNF	0.43 mm to 0.53 mm (0.017" to 0.021")	PRT155 Thread 5/16" UNF Length 155 mm (6.10")

MASTER CYLINDER "UNIVERSAL" REPAIR KITS

These repair kits contain all necessary seals and clips to rebuild master cylinder families CP2089, CP2293, CP2617, CP2618, CP2623. All Kits are \$20.00 each

Repair Kit Part#	Bore Size
CP2641-15RK	15.9 mm (5/8")
CP2641-16RK	17.8 mm (0.70")
CP2641-17RK	19.1 mm (3/4")
CP2641-18RK	20.6 mm (13/16")
CP2641-19RK	22.2 mm (7/8")
CP2641-20RK	23.8 mm (15/16")
CP2641-21RK	25.4 mm (1.0")

MASTER CYLINDER PART NUMBER CHART

SERIES	CP2293	CP2623	CP4400
BORE SIZE	PART NUMBER	PART NUMBER	PART NUMBER
15.9 mm (5/8")	CP2293-190	CP2623-190	CP4400-390
17.8 mm (0.70")	CP2293-191	CP2623-191	CP4400-391
19.1 mm (3/4")	CP2293-192	CP2623-192	CP4400-392
20.6 mm (13/16")	CP2293-193	CP2623-193	CP4400-393
22.2 mm (7/8")	CP2293-194	CP2623-194	CP4400-394
23.8 mm (15/16")	CP2293-195	CP2623-195	N/A
25.4 mm (1.0")	CP2293-196	CP2623-196	N/A

ADJUSTABLE BRAKE PROPORTIONING VALVE

Billet aluminum construction, sure grip knob for fine-tuned adjustment, 60% reduction over the full pressure range, anticorrosive brass internals, competition proven.

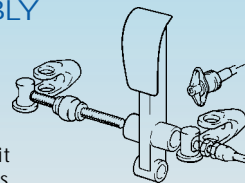
Part# A0707 \$65.00



BALANCE BAR ASSEMBLY

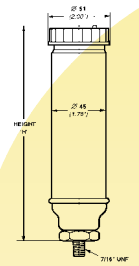
This compact design is ideally suited to Formula cars and Sports racers.

Balance bar and adjuster assembly comes with alloy clevis and is supplied with a cross tube ready to weld into a pedal to fit either 2 1/2" or 3" master cylinder centers.



Part #	Description	Price
BBA36	3'6" Cable	\$94.00 each
AA	Balance Bar & 3'6" cable	\$130.00 each

BRAKE FLUID RESERVOIRS



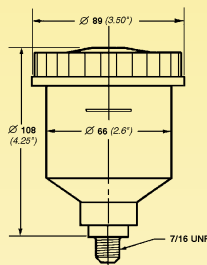
CP2709-10 - \$38.00
CP2709-15 - \$48.00
CP2709-16 - \$48.00

Volume:
 CP2709-10 160 cm³ (9.8 in³)
 CP2709-15 104 cm³ (6.4 in³)
 CP2709-16 69 cm³ (4.2 in³)

Small Diameter Plastic Reservoir screws directly into CP2623/CP2293 type master cylinders.

Supplied complete with adapter CP2623-167 and cap 4325-151.

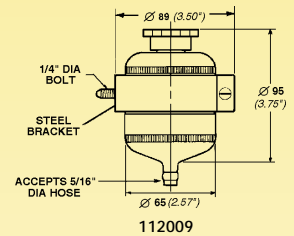
CP2293-10/15/16



CP2293-68

CP2293-68 with diaphragm
 Volume - 200 cm³ (12.2 in³). Large Capacity Plastic Reservoir screws directly into CP2623/CP2293 type master cylinders. Can be supplied with or without rubber diaphragm (bellows) to minimize entry of moisture and dirt and help prevent spillage. Supplied complete with cap 4325-148 and adapter CP2293-4. **\$49.00**

112009
 Volume - 185 cm³ (11.3 in³). Remote Plastic Reservoir. Accepts 5/16" diameter hose. Complete with steel mounting bracket and cap 3871-241. **\$25.00**



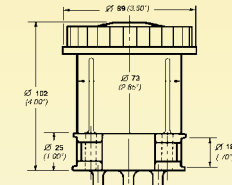
112009

CP2293-69 CP2293-85
 Large Volume Remote Plastic Reservoir. Choice of 1 or 2 outlets. Accepts 5/16" Diameter Hose. Fixing by means of bolts or strap. Supplied with rubber diaphragm (bellows) to minimize entry of moisture and dirt and to help prevent spillage.

Supplied complete with cap 4325-148.

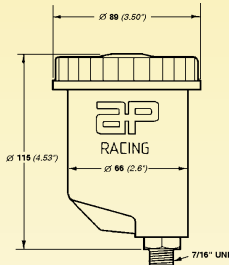
Part # CP2293-69 1 Outlet (B) **\$39.00**

Part # CP2293-85 2 Outlets (A & C) **\$39.00**

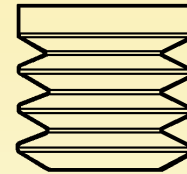


CP2293-69/85

CP2293-143 with diaphragm
 Volume - 275 cm³ (13.4 in³). Large Capacity Plastic Reservoir with offset outlet screws directly into CP2623/CP2293 type master cylinders. Can be supplied with or without rubber diaphragm (bellows) to minimize entry of moisture and dirt and help prevent spillage. Supplied complete with cap 4325-148 and adapter CP2623-167. **\$55.00**



CP2293-143



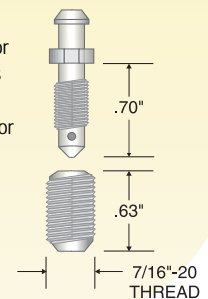
CP2293-48/ RUBBER DIAPHRAGM (BELLOW)

Minimizes entry of moisture and dirt and helps prevent spillage. For use with reservoir cap 4325-148 on reservoir assemblies CP2293-68, CP2293-69, CP 2293-85 and CP2293-105. **\$16.00**

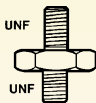
BRAKE CALIPER BLEED SCREW THREAD REPAIR KIT

This two-piece kit will permanently repair stripped or damaged bleed-screw threads and seats. Much quicker and more accurate than helicoils or pipe thread type inserts. Professional finish.

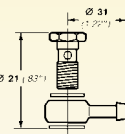
Part # Bleeder Kit
 Price **\$8.95 each**
\$30.00 kit of four



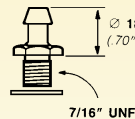
MASTER CYLINDER HARDWARE



CP2623-167 RESERVOIR ADAPTER
 Screws into CP2623/CP2293 Master cylinders to accept CP2709-10, CP2709-15 and CP2709-16 reservoirs. **\$27.00**



CP2623-41 PUSH-ON BANJO ADAPTER KIT
 Screws into CP2623/CP2293 Master cylinders. Accepts 7.9 (5/16") Inside diameter hose. **\$44.00**



CP2623-30 PUSH-ON ADAPTER KIT
 Screws into CP2623/CP2293 Master cylinders. Accepts 5/16" diameter hose. **\$14.00**



RACING BRAKE FLUIDS

AP 550

Suitable for all forms of motorsports, with a much higher boiling point than normal "road use" brake fluids.

500 ml (16.9 fl. oz.) plastic bottle. **\$12.50**

Case Quantity (20) **\$210.00**

AP Super 600

Developed for use in extreme high temperature conditions. Excellent for use with Carbon/Carbon discs.

500 ml (16.9 fl. oz.) plastic bottle. **\$19.50**

Case Quantity (20) **\$340.00**

Performance Friction Z-Rated

Super-high boiling point, DOT 3 brake fluid.

16 fluid ounce metal can. **\$6.60**

Case Quantity (12) **\$65.00**

Castrol SRF

Considered "the best" by many racers. DOT 4 rated with typical boiling points of 270° C (wet) and 310° C (dry).

1 Liter (2.11 pints) metal can. **\$72.95**

Case Quantity (12) **\$750.00**



THERMAL PAINT FOR BRAKE DISCS

Paint these special thermal paints onto your rotors to check your discs operating temperatures. Determine if your brakes are running too hot, too cold or just right.

CP2649-1 Kit of 3 paints —430° C, 560° C, 610° C Price **\$79.95**

RECOMMENDED DISC TEMPERATURE CHART		
430° C (806° F)	GREEN PAINT	COOL
560° C (1040° F)	ORANGE PAINT	IDEAL
610° C (1130° F)	RED PAINT	MELT DOWN



INDICATOR STRIP KIT

This kit includes one each of the following temperature ranges: 160-230° F, 240-310° F, 320-390° F, 400-500° F. Price **\$10.95 per kit.**

PERFORMANCE FRICTION TEMP-SMART™

Performance Friction Corporation's TEMP-SMART™ is the latest generation temperature signaling paint. TEMP-SMART provides vital temperature information necessary for brake component selection, maintenance and tuning. This unique temperature-sensitive paint reacts to temperature by signaling dramatic color changes at five distinct, predetermined temperatures, making it the only indicator paint needed when used on brake rotors or disks. TEMP-SMART not only reveals the peak temperature of the parent material, but also temperature differentials within the applied area. A fast drying, nonflammable coating that is simple to use with the applicator brush affixed in the bottle meaning no brush cleaning is required.



Part # Temp Smart **\$30.00**

AMBIENT	371° C 700° F	468° C 875° F	538° C 1000° F	650° C 1200° F	800° C 1475° F
---------	------------------	------------------	-------------------	-------------------	-------------------

BRAKE CALIPER TEMPERATURE INDICATOR STRIPS

Self adhesive temperature strips for monitoring caliper temperature.

Part # Description

5956K16 160-230° F

5956K17 240-310° F

5956K18 320-390° F

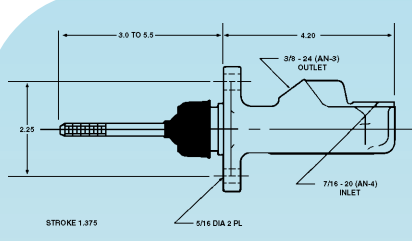
5956K19 400-500° F

Price **\$22.95 per package of 10 strips**

RECOMMENDED CALIPER TEMPERATURE CHART	
170° C (338° F)	COOL
200° C (392° F)	IDEAL
220° C (428° F)	OK
260° C (500° F)	MELT DOWN



GIRLING MASTER CYLINDERS



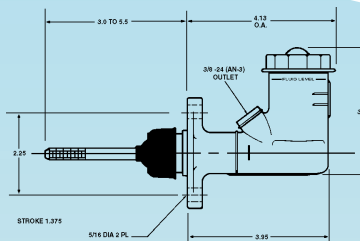
70-100

70-100 \$64.95
 Girling master cylinder for remote reservoir. Aluminum construction. Accepts 70-005 and 70-007 reservoirs. Use for brakes or clutches.

- 70-162 .62" Bore
- 70-170 .70" Bore
- 70-175 .75" Bore

70-200 \$74.00
 Girling master cylinder small reservoir. Aluminum construction. Used for small displacement brake systems or clutch. Accepts reservoir extension 70-008.

- 70-262 .62" Bore
- 70-270 .70" Bore
- 70-275 .75" Bore



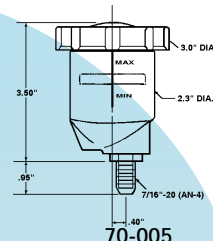
70-200

70-400
 Girling clutch slave cylinders.
 70-475 RH .75" Bore \$59.95
 70-487 RH .87" Bore \$62.35
 70-487 LH .87" Bore \$62.35
 70-487 U .87" Bore \$90.00

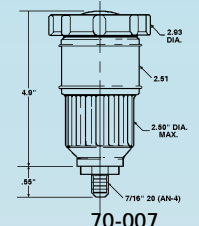
Remote Reservoirs
 For use with 70-100 series master cylinders 70-005 - \$33.50 70-007 - \$27.50

Reservoir Extension
 For use with 70-200 series master cylinders \$21.50

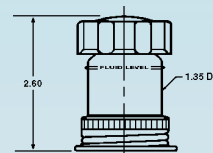
"FORD" SLAVE CYLINDER
 Tab-type mount slave cylinder, mounts through hole in bell housing. \$75.00



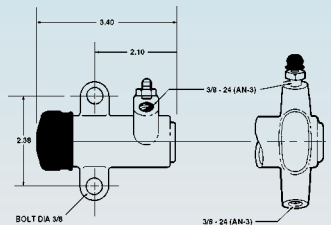
70-005



70-007

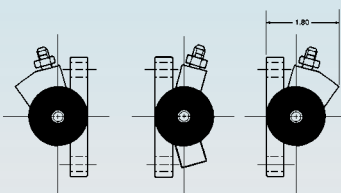


70-008



Right Hand

Universal

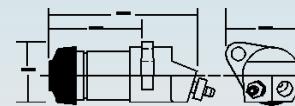


Left Hand

Universal

Right Hand

70-400



"FORD" SLAVE

GIRLING REPAIR KITS

GIRLING MASTER CYLINDER

all .62	MCK 625	\$14.85
all .70	MCK 70	\$14.85
all .75	MCK 75	\$14.85
all .87	MCK 875	\$14.85

CLUTCH SLAVE CYLINDER

.75	SCK 750	\$11.40
.87	SCK 875	\$15.50

TRUECHOICE SERVICE SHOP

TRUECHOICE offers a brake caliper rebuilding and refurbishing service for all Brembo, AP, Girling, Alcon, and Lockheed products. We also offer a complete restoration service for vintage, historic and obsolete calipers and brake system parts. Call 1-800-388-8783 for a quote.

CALIPER REBUILDING AND REFURBISHING SERVICES

REBUILD INCLUDES

1. Complete Disassembly
2. Cleaning
3. Inspection of Pistons, Bores and Bleed Screw Seats
4. Fitment of New Seals
5. Dress Bleed Screw Seats as Necessary
6. Replace Bleed Screws as Necessary
7. Re-Assemble and Pressure Check

TYPICAL PRICING

2 Piston Steel or Aluminum	\$75.50 each
4 Piston Steel or Aluminum	\$109.50 each
6 Piston Steel or Aluminum	\$138.50 each
8 Piston Steel or Aluminum	\$194.50 each

ADDITIONAL SERVICES

Extract Broken off Bleeder	\$65.00 hour
Install Bleed Screw Insert	\$57.50 each
Magnaflux or Zyflo	\$35.50 each
Install New Cross Bolts	Per Quote
Custom Machining	Per Quote
Bore Repairs as Required	Per Quote
Replate or Anodize	Per Quote
Replace Cross Over Pipe	Per Quote

Pistons, seals, bleeders etc...ARE ADDITIONAL COSTS TO THE REBUILD.



TRUECHOICE is a refurbishment facility for Tilton Racing Clutches.

This service includes:

- 1) Inspection of all components
- 2) Cleaning of entire unit
- 3) Crack testing as required
- 4) Inspection of all critical dimensions
- 5) Installation of fresh springs and hardware
- 6) Refurbish/replace all marginal components*



Our Tilton factory-trained technician's goal regarding refurbishment/ replacement work is to have the rebuilt component meet new component performance. The savings with this service makes it very attractive as well as taking the guesswork out of what might be marginal.

BASIC REBUILD PRICE 7 ¼ = \$140.00, 5 ½ = \$221.00 Please call 1-800-388-8783 for details.

*Components outside of a basic rebuild will have additional costs.



The Most Advanced Rotor Available!



Performance Friction DDS™ Series Brake Discs

Dynamic Disc Symmetry (DDS) brake discs raise the performance standard for all rotors. With DDS you'll drive with greater confidence and brake with more control.

Here's why DDS is the ultimate high-performance rotor:

- Driveability - Smooth
- Improves Performance
- Improves Turning Ability
- Superior Crack Resistance
- Less Vibration
- Improved Modulation
- Longer Lasting - More Races per Disc
- Performance Friction Engineered for Uncompromised Integrity
- Made in the USA



CART CHAMP CAR

Part #	Description	Price
328.30.7742.01/02	Brembo - 30mm - Fits PFC Hats	\$295.00
328.30.7742.03/04	Brembo - 30mm - Fits Customer Hat	\$295.00
328.30.7742.13/14	Brembo - 30mm - Fits PFC Hat - Smooth Disc	\$295.00
328.29.7742.01/02	Brembo - 29mm - Fits PFC Hats	\$295.00
328.29.7742.03/04	Brembo - 29mm - Fits Customer Hat	\$295.00
328.29.7742.03/04	Brembo - 29mm - Fits PFC Hat - Smooth Disc	\$295.00
328.28.7742.01/02	Brembo - 28mm - Fits PFC Hats	\$295.00
328.28.7742.03/04	Brembo - 28mm - Fits Customer Hat	\$295.00
328.28.7742.13/14	Brembo - 28mm Fits PFC Hat - Smooth Disc	\$295.00
328.30.7748.03/04	Brembo - Fits Customers Hat	\$295.00
206.600.157.01	PFC Reynard F Hat	\$805.50
206.600.266.01	PFC Reynard R Hat	\$840.33
900.700.002.01	Titanium H-Lock Hardware Kit - 30mm	\$436.00
900.700.002.02	Titanium H-Lock Hardware Kit - 29mm	\$436.00
900.700.002.03	Titanium H-Lock Hardware Kit - 28mm	\$436.00

SPORTS CARS

Part #	Description	Price
355.32.7770.01/02	Brembo - 32mm - 14" - Fits PFC Hats	\$425.00
355.32.7770.03/04	Brembo - 32mm - Fits Oreca Hat	\$425.00
355.32.7790.01/02	AP/Alcon - 32mm 14" - Fits PFC Hat	\$425.00
355.32.7797.01/02	Brembo GP - 32mm 14" - Fits PFC Hat	\$425.00
378.32.0594.01/02	Porsche GT - 32mm 15" - Fits PFC Hat	\$425.00
378.32.0594.03/04	Porsche GT - 32mm 15" - Fits Porsche Hat	\$455.00
378.32.7790.01/02	AP/Alcon - 32mm 15" - Fits PFC Hat	\$455.00
378.32.7797.01/02	Brembo 6 - 32mm 15" - Fits PFC Hat	\$455.00
378.35.7790.01/01	AP/Alcon 6 - 35mm 15" - Fits PFC Hat	\$455.00
378.35.7797.03/04	Brembo 6 - 35mm 15" - Fits Oreca Hat	\$455.00



Please see the Performance Friction Brake Pad Selection on page 40 of this catalog.



BREMBO BRAKES

Brembo Brake Discs and Brake Calipers, in combination with our complete range of Tilton Racing Products, makes Truechoice your one source for all of your racing brake components.



brembo BRAKE DISCS

Brembo offers a wide range of ventilated discs for most applications. Sizes range from 11.0" x .62" to 15.0" x 1.25". The Brembo line is too numerous to list all of the discs here, however full technical details and recommendations are available on request.

Pricing for Brembo Brake Discs is on a per order basis.

X94.44.21/24 CALIPER

Typical touring car, WSC and GT car front brake
Ø380 mm Max disc dia.
32.0 mm Disc Thickness
16" Min wheel diameter

Monobloc caliper body machined from an aluminum forging for low weight and even stress distribution. 8 pistons — 2 differential pistons per pad for minimal pad taper gives the braking power of a twin caliper set-up within one caliper body.



X93.41.21/24 CALIPER

Typical touring car, rally and heavy duty front brake
Ø380 mm Max disc dia.
32.0 mm Disc Thickness
16" Min wheel diameter

Revolutionary new concept of 4-PAD design which gives increased brake "bite" and increased brake power. 8 pistons — 2 differential pistons per pad for minimal pad taper gives the braking power of a twin caliper set-up within one caliper body.



X2.023.21/24 CALIPER

Typical touring car, rally and Trans-Am front brake
Ø380 mm Max disc dia.
28.0-32.0 mm Disc Thickness
16" Min wheel diameter

Monobloc caliper body machined from an aluminum forging for low weight and high stiffness. There is an even stress distribution under load which retains caliper strength throughout its life.



X9.060.71/74 CALIPER

Typical IMSA and WSC endurance brake
Ø355 mm Max disc dia.
32.0-35.0 mm Disc Thickness
16" Min wheel diameter

Monobloc caliper body machined from an aluminum forging for low weight and high stiffness. There is an even stress distribution under load which retains caliper strength throughout its life.



X9.005.91/94 CALIPER

Typical high performance road and track use
Ø328 mm Max disc dia.
28.0 mm Disc Thickness
15" Min wheel diameter

2 piece caliper body machined from aluminum-alloy billet material. 4 differential pistons for minimal pad taper.



X2.040.01/04 CALIPER

Typical rally or road rear brake application
Ø313 mm Max disc dia.
24.0-25.4 mm Disc Thickness
13" Min wheel diameter

2 piece caliper body machined from aluminum-alloy billet material. 4 differential pistons for minimal pad taper.



BRAKE CALIPERS

Pricing for Brembo Brake Calipers is on a per order basis.

X93.73.11/14 CALIPER

Typical Indy and rally front brake for smaller wheels
Ø328 mm Max disc dia.
16.0-32.0 mm Disc Thickness
15" Min wheel diameter

Revolutionary new concept of 4-PAD design which gives increased brake "bite" and increased brake power. 8 pistons — 2 differential pistons per pad for minimal pad taper gives the braking power of a twin caliper set-up within one caliper body.



20.4548.03/06 CALIPER

Typical endurance, heavy-duty racing brake
Ø355 mm Max disc dia.
32.0-35.0 mm Disc Thickness
16" Min wheel diameter

2 piece caliper body machined from aluminum-alloy billet material. 4 differential pistons for minimal pad taper.




Trams Am Brake Kit - New for 2001

Brake Disc

Part # 09.5682.33/43	Standard front disc 328 x 28 Solid	\$285.00 each
Part # 09.7639.30/40	Heavy duty front disc 332 x 35 Solid	\$320.00 each
Part # 09.5682.33/43x	Rear disc modified 328 x 28 Solid	\$295.00 each

Brake Caliper

Part # X99.E8 31/32	6-piston Front Trailing Arm Caliper	\$2,600.00 each
Part # X2028. 01/02	4-piston Front Trailing Arm Caliper	\$1,900.00 each
Part # X9.005.03/04	4-piston Rear Trailing Arm Caliper	\$ 950.00 each



MASTER CYLINDER & FLUID RESERVOIR

FORGED MASTER CYLINDERS

Forged aluminum body is of the highest quality material. Aluminum piston. Minimum free travel before pressure generation. Typical application: racing brake or clutch master cylinder. Maximum stroke - 30.0 mm (Center-lock pictured).

Part#	Description	Price
10.5241.13	17.46 mm Flanged Mount Master Cylinder	\$193.00
10.5241.23	19.05 mm Flanged Mount Master Cylinder	\$193.00
10.5241.33	20.64 mm Flanged Mount Master Cylinder	\$193.00
10.5241.43	22.22 mm Flanged Mount Master Cylinder	\$193.00
10.6815.30	17.46 mm Center-Lock Master Cylinder	\$193.00
10.6815.50	19.05 mm Center-Lock Master Cylinder	\$193.00
10.6815.60	20.64 mm Center-Lock Master Cylinder	\$193.00
10.6815.70	22.22 mm Center-Lock Master Cylinder	\$193.00



FLUID RESERVOIRS

Translucent body with rubber bellows inside cap to eliminate fluid spillage. Offset outlet design increases installation options. 3 capacities available.

80 cc - 78.5 mm height	Part # X1.043.10	\$107.00
160 cc - 113.5 mm height	Part # X1.043.11	\$111.00
240 cc - 151.5 mm height	Part # X1.043.12	\$117.00

PISTON SEALS



Part #	Description	Part #	Description	Part #	Description
05.5702.10	24mm Piston Seal	05.5702.15	34mm Piston Seal	05.5702.20	44mm Piston Seal
05.5702.11	26mm Piston Seal	05.5702.16	36mm Piston Seal	05.5702.21	46mm Piston Seal
05.5702.12	28mm Piston Seal	05.5702.17	38mm Piston Seal	05.5702.22	48mm Piston Seal
05.5702.13	30mm Piston Seal	05.5702.18	40mm Piston Seal	All Brembo Piston Seals are \$10.85 each	
05.5702.14	32mm Piston Seal	05.5702.19	42mm Piston Seal		

At last, a rotor casting available to service a wide range of solid integral "Bell" or hat rotors.

CUSTOM INTEGRAL HAT ROTORS

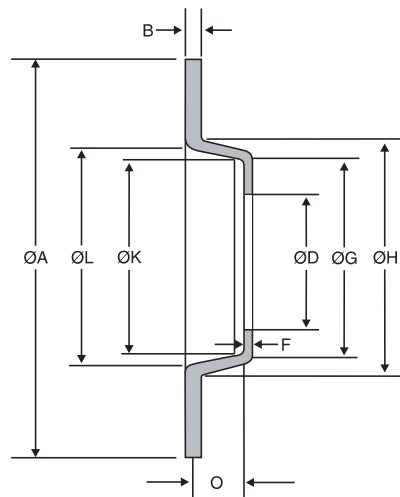
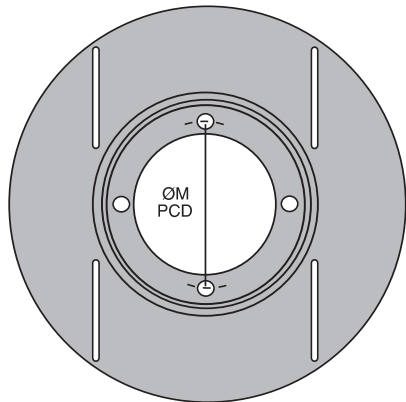

These rotors have been unavailable or scarce for a number of years, leaving many forced to use non-original alternatives or run on worn out components. The casting limitations are listed below.

To order a rotor, simply fill out the specification chart and mail or fax us your order. Please allow two weeks for delivery.

TRUECHOICE will stock the more common applications as we build a data base of our customer requirements.

PRICING: Due to the many variations of rotor specifications, these rotors are priced on a per quote basis.

From \$175.00 Each



CUSTOM INTEGRAL HAT BRAKE ROTOR CASTING LIMITATIONS

	Maximum	Minimum
A	12.125	9.5 Approx.
B	.500	.250
D	N/A	2.250
F	Specify	Specify
G	7.00	Specify
H	—	—
K	6.500	Specify
L	—	—
O	2.700	N/A
M	Specify no. of holes, size & bolt circle	

Cross Drilled - Helps to cool rotors and let gas build-up between pad and rotor to escape. Also, can help reduce overall weight of the rotor.
Note: Cross drilling may cause rotors to crack in some applications.

With Gas Slots - Gas slots are grooved depressions that "store" gases between pad and rotor. Gas then escapes when the slot moves out from under pad into exposed air.

Without Gas Slots - Solid rotor surfaces - no drilling, no slots.

Chassis Type-Class of Vehicle: _____

Special Requirements/Notes: _____

A _____

B _____

D _____

F _____

G _____

H _____

K _____

L _____

O _____

M Number of holes: _____

Size: _____

Bolt Circle: _____

Cross Drilled With Gas Slots Without Gas Slots



GIRLING AR CALIPERS

Classic Caliper Design as Used on Many Great Vintage Cars! \$500.00 Each

GIRLING CALIPER REPLACEMENT PARTS

DESCRIPTION	PART#	PRICE
2.125" SEAL	035521	\$6.40
42.8mm SEAL (DR12)	64326112	\$4.50
1.6875" SEAL	CS1.6875	\$4.50
1.89" SEAL	CS1.89	\$4.50
2.0" SEAL	CS2	\$4.50
GD533 CALIPER SEAL KIT	SP2697-1	\$14.50
2.125" PISTON	050-J3280	\$39.00
60.3mm PISTON	64320163	\$25.00
2.0" PISTON	64321899	\$25.00
1.89" PISTON	67320047	\$25.00
42.8mm X 23.4mm (DR12)	64327882	\$34.00

CUSTOM BRAKE ROTORS

TRUECHOICE stocks a wide range of quality U.S. manufactured brake rotors for almost any application.


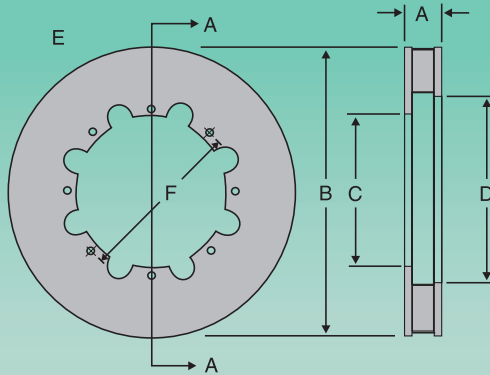
Many common sizes are available for immediate shipment, while custom orders are subject to approximately seven days lead time.

The range includes diameters from 9" to 16" and various thickness from 3/8" to 1 1/2".

Available to suit all mounting applications.

Prices range from \$50.00 to \$200.00 dependant on the application.

- A=Thickness
- B=Outside Diameter
- C=Flange Diameter
- D=Eye Diameter
- E=Size of Holes
- F=Bolt Circle



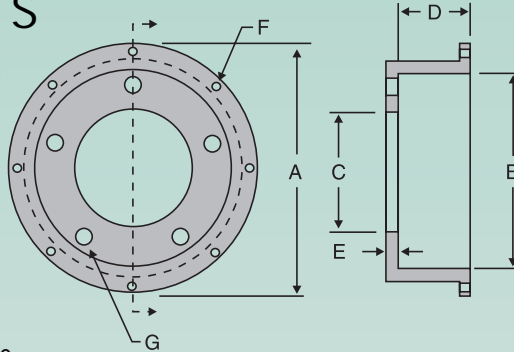
CUSTOM ROTOR HATS

• Made to your specifications from billet aluminum

SIZES NEEDED FOR CUSTOM HATS

- A=Maximum diameter for caliper clearance
- B=Minimum diameter to fit over hub
- C=Center bore diameter
- D=Actual offset
- E=Face thickness
- F=Number of holes, hole size and bolt circle rotor mount
- G=Number of holes, hole size and bolt circle stud pattern

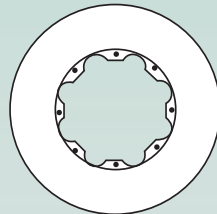
Please send sample hat, blueprint or sketch for quote.



SOLID DISC ROTOR

- Solid
- Non Vented


Mainly used on minimal braking applications such as rear asphalt or front and rear dirt and front and rear small road race cars.



HEAVY-DUTY DIRECTIONAL VANE ROTOR

- Curved Vanes
- Heavy Sidewalls

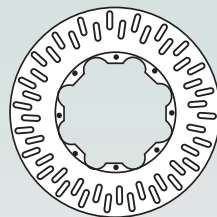
Mainly used on heavy-duty applications such as Winston Cup cars on heavy braking tracks and road race cars.



LIGHTWEIGHT VENTED ROTOR

- Straight Vane
- Staggered Vanes
- Thin Sidewalls

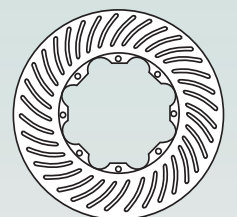
Mainly used on minimal braking applications such as rear asphalt or front and rear dirt and small road race cars.



LIGHTWEIGHT DIRECTIONAL VANE ROTOR

- Curved Vanes
- Thin Sidewalls

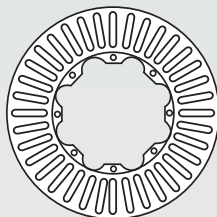
Mainly used on short track asphalt cars and some road race cars.



HEAVY DUTY VENTED ROTOR

- Straight Vane
- Equal Length Vanes
- Heavy Sidewalls

Mainly used on hard braking applications such as front of asphalt and front and rear of road race cars.

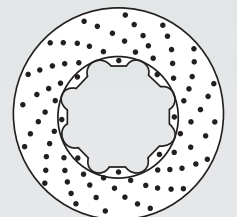


CROSS DRILLED ROTORS

A series of holes drilled through both sides of brake rotor. Helps to cool rotor and also lets gas build-up between pad and rotor escape.

ADD \$50.00 TO EACH ROTOR

NOTE: Cross drilling may cause rotors to crack in some applications.



CarbonMetallic®



RACER NET PRICE LIST

*Axle set contains eight (8) pads **Axle set contains twelve (12) pads

PFC P/N	80	83	90	93
008	\$104.50	\$119.90	\$119.90	INQUIRE
031	\$105.60	\$124.30	\$124.30	INQUIRE
044	INQUIRE	\$63.80	\$63.80	\$81.20
045	\$105.60	\$124.30	\$124.30	\$159.10
051	INQUIRE	\$63.80	\$63.80	\$81.20
052	\$55.13	\$115.50	\$115.50	\$147.84
154	\$86.90	\$115.50	\$115.50	INQUIRE
174	\$103.40	\$118.80	\$188.80	INQUIRE
242	\$90.00	\$125.55	\$125.55	\$160.70
272	\$110.25	\$141.75	\$141.75	INQUIRE
273	\$100.10	\$115.50	\$115.50	\$147.84
278	\$74.80	\$83.60	\$83.60	\$107.01
280	\$100.10	\$115.50	\$115.50	INQUIRE
292	\$102.67	\$123.20	\$123.20	INQUIRE
328	INQUIRE	\$118.80	\$118.80	INQUIRE
334	\$104.50	\$123.20	\$123.20	INQUIRE
345	INQUIRE	\$109.49	\$109.49	\$182.48
373	\$103.40	\$118.80	\$118.80	INQUIRE
382	\$110.00	\$128.70	\$128.70	\$163.80
394	INQUIRE	\$170.50	\$170.50	INQUIRE
395	\$160.41	\$192.50	\$192.50	\$246.40
396	INQUIRE	\$192.50	\$192.50	INQUIRE
412	\$163.90	\$192.50	\$192.50	\$246.40
413	\$110.00	\$128.70	\$128.70	\$164.74
431	INQUIRE	\$128.70	\$128.70	INQUIRE

PFC P/N	80	83	90	93
443	\$110.00	\$128.70	\$128.70	INQUIRE
447	\$161.00	\$193.20	\$193.20	\$268.33
460	\$163.90	\$192.50	\$192.50	\$246.40
461	\$100.10	\$115.50	\$115.50	INQUIRE
463	\$164.00	\$190.75	\$190.75	\$244.16
482	\$74.75	\$93.43	\$93.43	INQUIRE
526	\$135.45	\$154.15	\$154.15	INQUIRE
592	INQUIRE	\$195.30	\$195.30	\$249.98
600	\$145.95	\$187.65	\$187.65	INQUIRE
621	\$110.00	\$128.70	\$128.70	INQUIRE
623	\$106.85	\$197.65	\$197.65	\$252.99
641-69	\$127.00	Special compound for this application.		
642	INQUIRE	INQUIRE	\$127.00	INQUIRE
7700	\$154.00	\$155.10	\$155.10	\$167.40
7702	\$191.40	\$224.40	INQUIRE	\$285.60
*7709	INQUIRE	\$382.00	INQUIRE	\$418.00
7710	\$113.30	\$132.00	INQUIRE	\$168.96
7712	\$177.92	\$213.50	INQUIRE	\$295.10
7714	\$135.30	\$155.10	\$155.10	\$198.53
7719	\$55.00	\$63.80	\$63.80	\$81.20
7720	\$55.00	\$63.80	\$63.80	\$81.20
7725	\$104.50	\$119.90	\$119.90	\$166.53
7735	\$104.50	\$119.90	\$119.90	\$152.60
7740	\$84.80	\$95.70	\$95.70	\$121.80

PFC P/N	80	83	90	93
*7742	INQUIRE	\$382.10	\$382.10	\$498.00
*7743	INQUIRE	\$339.90	\$339.90	\$443.90
7745	\$104.50	\$123.20	\$123.20	\$156.80
7746	\$110.00	\$126.50	INQUIRE	INQUIRE
*7748	INQUIRE	\$339.90	\$339.90	\$443.00
7751	\$70.89	\$119.90	\$119.90	\$152.60
7752	\$41.25	\$57.20	\$57.20	\$73.22
7753	\$110.00	\$126.50	\$126.50	\$161.00
7755	INQUIRE	\$286.00	INQUIRE	\$364.00
7756	INQUIRE	\$308.00	INQUIRE	\$392.00
7757	\$27.00	\$38.50	\$38.50	\$49.28
7760	\$143.00	\$167.20	\$167.20	\$212.80
*7761	INQUIRE	\$318.53	INQUIRE	\$442.40
7765	\$69.30	\$77.00	\$77.00	\$98.00
7767	\$104.50	\$123.20	\$123.90	\$156.80
7768	\$172.70	\$198.00	\$198.00	\$252.00
7770	INQUIRE	\$280.50	\$280.50	\$357.00
7780	\$242.00	\$280.50	\$280.50	\$359.04
**7783	INQUIRE	INQUIRE	INQUIRE	INQUIRE
**7785	INQUIRE	\$357.50	\$357.50	\$454.03
7790	\$233.74	\$280.50	\$280.50	\$357.00
7793	INQUIRE	\$297.00	\$297.00	\$378.00
7794	INQUIRE	\$297.00	INQUIRE	\$378.00
7990	INQUIRE	\$396.00	INQUIRE	INQUIRE

PFC Brake Pad Compound Numbers

80 Medium Torque. Much more brake and less pedal effort than high-performance type pads. Works well with 83 compound when you want less brake in the rear

83 Very High Torque. Least pedal effort. Superior stopping power. Excellent for heavy cars. A must where extreme rotor temperatures are present.

90 High Torque. Great rotor compatibility without sacrificing torque or stopping power. Not quite as much stopping power as 83 compound. Perfect compliment to 93 compound, as 80 is to 83

93 Highest Torque PFC Compound. Easy to modulate throughout the whole braking zone. 93 has a high initial bite so care must be taken to prevent flat-spotting tires.

NEW COMPOUNDS!

97 This compound has a very high bite, very flat torque characteristics, is extremely easy on the discs

and very long wearing. (Conservative reports indicate 1/2 the wear rate of any of the current PFC compounds.

99 The new 99 compound shares the same features as the 97 compound, with higher torque.

These new compounds improve both modulation and release. There is reduced torque rise with temperature in both the 97 and 99 compounds

01 This compound is the highest bite of all PFC compounds. 01 has a high flat curve, providing excellent modulation. It has better pad wear than 83 compound with a faster, smoother release. It polishes the rotor without any pad material build up.

NEW COMPOUNDS!

The following part numbers are available in the new **97** Compound: **447, 594, 7683, 7700, 7735, 7736, 7742, 7743, 7748, 7751, 7752, 7756, 7767, 7768, 7770, 7771, 7774, 7778, 7781, 7790, 7793, 7794, 7797.**

The following part numbers are available in the new **99** Compound: **7684, 7702, 7712, 7714, 7735, 7736, 7742, 7743, 7745, 7748, 7751, 7770, 7771, 7774, 7778, 7790, 7794.**

The following part numbers are available in the new **01** Compound: **7700, 7702, 7720, 7735, 7740, 7748, 7751, 7756, 0594, 7790, 7793, 7794, 7802, 7804, 7770, 7771, 7773, 7775, 7778.**

WARNING AND REPLACEMENT RULE: Improper brake burnish or extended use beyond safe condemning limits may result in poor braking or loss of brake power. Replace disc pads when only 0.187" (5mm) remains. Use of the disc pads beyond this point may lead to catastrophic brake failure.

PFC PROFILES	PAD PROFILES	PAD PROFILES	PAD PROFILES	PAD PROFILES	PAD PROFILES
<p>PFC/PN 008 (Thickness 13.9 mm)</p> <p>CORVETTE</p>	<p>PFC/PN 044 (Thickness 14.2 mm)</p> <p>FORMULA MAZDA</p>	<p>PFC/PN 051 (Thickness 14.2 mm)</p> <p>GD535 CALIPER</p>	<p>PFC/PN 052 (Inner Thickness 14.7 mm) (Outer Thickness 12.8 mm)</p> <p>CHEVY</p>	<p>PFC/PN 154 (Thickness 13.2 mm)</p> <p>CHEVY</p>	<p>PFC/PN 252 (Thickness 17.7 mm)</p> <p>PORSCHE</p>
<p>PFC/PN 273 (Thickness 15.0 mm) (Thickness 17.0 mm)</p> <p>HONDA CRX FRONT</p>	<p>PFC/PN 280 (Thickness 15.5 mm)</p> <p>VW GOLF GTI/JETTA</p>	<p>PFC/PN 334 (Thickness 14.8 mm)</p> <p>ACURA, HONDA</p>	<p>PFC/PN 373 (Thickness 14.8 mm)</p> <p>HONDA</p>	<p>PFC/PN 394 (Thickness 19.5 mm)</p> <p>BMW</p>	<p>PFC/PN 395 (Thickness 19.8 mm)</p> <p>BMW</p>

MORE PAD PROFILES ON NEXT PAGE.



1.800.388.8783 FAX 614.876.9292
www.truechoice.com E-mail - info@truechoice.com

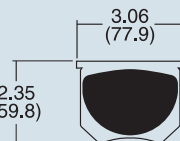
BRAKE PADS

PAD PROFILES	PAD PROFILES	PAD PROFILES	PAD PROFILES	PAD PROFILES	PAD PROFILES
<p>PFC/PN 396 (Thickness 16.5 mm)</p> <p>BMW</p>	<p>PFC/PN 412 (Thickness 15.4 mm) (Thickness 17.0 mm)</p> <p>CAMARO, CORVETTE MUSTANG COBRA</p>	<p>PFC/PN 413 (Inner Thickness 14.7 mm) (Outer Thickness 16.6 mm)</p> <p>CORVETTE, CAMARO, FIREBIRD REAR</p>	<p>PFC/PN 431 431 (Inner Thickness 15.0 mm) 431 (Outer Thickness 16.9 mm)</p> <p>FORD MUSTANG 5 LITER</p>	<p>PFC/PN 443 (Thickness 17.8 mm)</p> <p>PORSCHE</p>	<p>PFC/PN 447 (Thickness 16.5 mm)</p> <p>PORSCHE</p>
<p>PFC/PN 460 (Thickness 19.8 mm)</p> <p>OUTER SHOWN INNER HAS TAB AT BOTTOM CENTER NISSAN 300ZX FRONT</p>	<p>PFC/PN 463 (Thickness 14.8 mm) Front 86-96</p> <p>MAZDA RX7 4</p>	<p>PFC/PN 592 (Thickness 17.0 mm)</p> <p>BREMBO, VIPER (Front) PFC/PN 491.90 Viper Rear</p>	<p>PFC/PN 623 (Thickness 17.3 mm)</p> <p>94 - ON FRONT CAMARO, FIREBIRD</p>	<p>PFC/PN 642 (Thickness 16.5 mm) Neon Front PFC/PN 641-69 Neon Rear</p> <p>NEON</p>	<p>PFC/PN 7700 (Thickness 18.0 mm) (Thickness 19.8 mm) (Thickness 24.8 mm) (Thickness 16.0 mm) (Thickness 17.9 mm)</p> <p>ALCON, BREMBO, WILWOOD</p>
<p>PFC/PN 7702 (Thickness 24.7 mm) (Thickness 27.9 mm)</p> <p>ALCON, AP, WILWOOD</p>	<p>PFC/PN 7708 (Thickness 16.4 mm)</p> <p>AP</p>	<p>PFC/PN 7709 (Thickness 16.0 mm)</p> <p>AP</p>	<p>PFC/PN 7710 (Thickness 16.0 mm) (Thickness 18.0 mm)</p> <p>ALCON, LUCAS</p>	<p>PFC/PN 7714 (Thickness 24.7 mm) (Thickness 30.5 mm)</p> <p>AP</p>	<p>PFC/PN 7719 (Thickness 10.3 mm)</p> <p>AP, LUCAS</p>
<p>PFC/PN 7720 (Thickness 14.4 mm)</p> <p>AP, LUCAS</p>	<p>PFC/PN 7725 (Thickness 18.0 mm) (Thickness 19.0 mm) (Thickness 24.0 mm)</p> <p>PORSCHE</p>	<p>PFC/PN 7735 (Thickness 20.0 mm) (Thickness 16.0 mm)</p> <p>BREMBO F3000</p>	<p>PFC/PN 7740 (Thickness 15.8 mm)</p> <p>ALCON, AP</p>	<p>PFC/PN 7742 (Thickness 19.75 mm)</p> <p>BREMBO 4-PAD CALIPER</p>	<p>PFC/PN 7743 (Thickness 19.3 mm) (Thickness 17.3 mm)</p> <p>BREMBO</p>
<p>PFC/PN 7745 (Thickness 15.8 mm)</p> <p>AP</p>	<p>PFC/PN 7748 (Thickness 19.8 mm)</p> <p>BREMBO</p>	<p>PFC/PN 7751 (Thickness 20.2 mm)</p> <p>JFZ X.L., WILWOOD SUPERLITE</p>	<p>PFC/PN 7752 (Thickness 11.0 mm) (Thickness 16.0 mm)</p> <p>JFZ MINI G.N., WILWOOD DYNALITE</p>	<p>PFC/PN 7757 (Thickness 10.9 mm)</p> <p>WILWOOD DYNALITE SINGLE</p>	<p>PFC/PN 7765 (Thickness 14.8 mm)</p> <p>AP, LUCAS</p>
<p>PFC/PN 7767 (Thickness 16.6 mm) (Thickness 20.2 mm)</p> <p>AP</p>	<p>PFC/PN 7768 (Thickness 16.6 mm)</p> <p>AP, ALCON, INDY LIGHTS, F-3000</p>	<p>PFC/PN 7770 (Thickness 25.0 mm) (Thickness 19.8 mm)</p> <p>BREMBO</p>	<p>PFC/PN 7790 (Thickness 18.0 mm) (Thickness 20.0 mm) (Thickness 25.0 mm) (Thickness 28.0 mm)</p> <p>AP, NASCAR</p>	<p>PFC/PN 7793 (Thickness 18.0 mm)</p> <p>AP</p>	<p>PFC/PN 7794 (Thickness 25.0 mm)</p> <p>AP, GROUP C AND NASCAR</p>

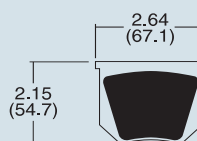
ATTENTION VINTAGE RACERS!

EXCLUSIVE TO TRUECHOICE
PFC BRAKE PADS
FOR AR 504 & NR CALIPERS

Available in both 90 and "Z" compounds
AR504 Caliper - \$166.67 (90) & \$156.25 (Z)
NR Caliper - \$133.33 (90) - \$125.00 (Z)



AR504 Caliper
PFC/PN 7308



NR Caliper
PFC/PN 7309

CarbonMetallic
PERFORMANCE FRICTION
CarbonMetallic

CarbonMetallic®

DISC BRAKE PADS

FOR YOUR STREET CAR OR TRUCK

PERFORMANCE FRICTION

Z RATED™
RACE PROVEN



Listed are some of the most commonly used Z-Rated brake pads. Please call our sales staff to check on any unlisted applications.



Z-RATED BRAKE FLUID - 16 FL. OZ.
\$6.60

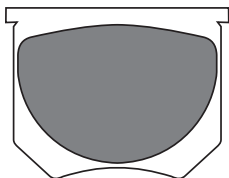
Performance Friction Corporation's Z-Rated glycol-based brake fluid is an excellent replacement for the competition's glycol-based fluids with a conservative dry-boiling point in excess of 555° F. Z-Rated fluid has been formulated to be much easier on both natural and synthetic rubber seals. Other features include extremely-low compressibility, excellent lubrication properties, a 16 oz. sealed steel container to reduce contamination through atmospheric moisture and compatibility with other glycol-based fluids. However, it is highly recommended that the old fluid be purged from the system, as it reduces the integrity of Z-Rated fluid. Z-Rated brake fluid is Department of Transportation approved and is rated DOT 3.

Part Number	Application	Price Position	Part Number	Application	Price Position
163Z		\$83.59	93-94	BMW 740iL	Rear
80-81	BMW 528i	Front	89-95	BMW 750i, iL	Rear
77-82	BMW 630Csi	Front	412Z		\$140.00
78-82	BMW 633Csi	Front	88-92	Chevy Camaro	Front
78-82	BMW 635Csi	Front	88-96	Chevy Corvette	Front
78-86	BMW 733i	Front	95-00	Ford Mustang Cobra (only)	Front
78-86	BMW 735i	Front	413Z		\$95.00
87-88	BMW M6	Front	93-97	Chevy Camaro	Rear
76-86	Ferrari 512BB	Front	88-92	Chevy Camaro	Rear
242Z		\$61.65	88-96	Chevy Camaro	Rear
85-95	Toyota MR2	Front	431Z		\$75.00
89-92	Geo Prizm	Front	87-93	Ford Mustang 5-Liter	Front
86-89	Toyota Celica GT	Front	447Z		\$175.00
86-91	Toyota Celica ST	Front	1995	Porsche 911C2, C4 Sport Option	Frt/Rr
84-92	Toyota Corolla	Front	91-93	Porsche 911 Turbo	Frt/Rr
92-96	Toyota Paseo	Front	86-91	Porsche 928, 928S4, 928 GT	Frt/Rr
83-96	Toyota Tercel	Front	88-89	Porsche 944S (late) Turbo	Frt/Rr
273Z		\$75.00	92-95	Porsche 968 W/Sport Action	Frt/Rr
84-85	Honda Accord	Front	95-96	Porsche 993	Frt/Rr
93-94	Honda Civic Coupe DX	Front	93 up	Ferrari F355, GTB, GTS, Spider	Front
1994	Honda Civic 3-Door SI (w/o ABS)	Front	460Z		\$105.00
94-95	Honda Civic 4-Door (w/o ABS or EX)	Front	91-94	Mitsubishi 3000 GTVR4	Front
92-94	Honda Civic 3-Door (Exc. SI)	Front	89-95	Nissan 300ZX	Front
92-93	Honda Civic 3-Door SI	Front	90-95	Nissan 300 ZX Turbo	Front
92-93	Honda Civic 4-Door (Exc. EX)	Front	91-94	Dodge Stealth (4-w/door drive, w/Turbo)	Front
90-93	Honda Civic 3 & 4-Door (Exc. 4-dr EX)	Front	93-94	Toyota T100 Truck	Front
1990	Honda Civic 4-Door EX	Front	92-95	Toyota 4-Runner (4 cyl.)	Front
88-89	Honda Civic	Front	461Z		\$105.00
93-95	Honda Civic Del Sol (Exc. VTEC non ABS)	Front	89-95	Nissan 300ZX	Rear
88-91	Honda CRX DX	Front	89-95	Nissan 300ZX Turbo	Rear
88-89	Honda CRX Si	Front	463Z		\$98.75
278Z		\$82.78	86-96	Mazda RX-7	Front
83-89	BMW 318i, 325is	Front	465Z		\$47.00
84-92	Mercedes 190 (8v)	Front	94-00	Accord Coupe	Front
88-92	SAAB 900	Front	1993	Accord Coupe	Front
334Z		\$70.00	1992	Accord Coupe	Front
86-89	Acura Integra	Front	482Z		\$89.50
88-89	Honda Accord DX, LX (3 & 4-Dr - Rr Drum)	Front	86-96	Mazda RX-7 W/ 4 Piston Caliper	Rear
86-87	Honda Accord	Front	484Z		Call For Pricing
85-87	Honda Prelude (All w/Fuel Inj.)	Front	91-99	Mitsubishi Eclipse, Galant	Front
93-96	Subaru Impreza, Legacy	Front	95-00	Dodge Avenger	Front
345Z		\$120.00	90-98	Eagle Talon	Front
90-91	Porsche 911 C2/Carrera	Front	505Z		\$95.62
89-94	Porsche 911 C41/Carrera	Frt/Rr	93	Chevrolet Camaro	Front
92-94	Porsche 911 C2/RS America	Frt/Rr	526Z		Call For Pricing
95	Porsche 911 C2/C4	Frt/Rr	93-96	Nissan Altima	Front
78-90	Porsche 911 Turbo	Frt/Rr	89-96	Nissan Maxima	Front
89-92	Porsche 944 S2	Frt/Rr	99-01	Infinity G20	Front
86-88	Porsche 944 Turbo	Frt/Rr	96-01	Infinity I30	Front
92-95	Porsche 968	Frt/Rr	558Z		\$109.28
84-85	Ferrari 288 GTO	Rear	92-96	B.M.W. 318i, 325is	Front
89-95	Ferrari 348 GTB, GTS, Spider	Frt/Rr	All	B.M.W. 318ti, Compact All	Front
92-96	Ferrari Testarossa	Rear	96-97	B.M.W. Z3	Front
93 up	Ferrari F355, GTB, GTS, Spider	Rear	562Z		Call For Pricing
373Z		\$65.00	93-96	Toyota Corolla	Front
90-91	Honda CRX Si	Front	93-96	Geo Prizm	Front
88-90	Honda Prelude S (with Carb)	Front	600Z		\$85.00
394Z		\$120.00	94-96	Ford Mustang 6&8 Cyl.	Front
1995	BMW M3	Front	93-96	Ford Thunderbird	Front
91-93	BMW M5	Front	93-96	Mercury Cougar XR7	Front
89-93	BMW 525i	Front	623Z		\$95.62
94-95	BMW 525i Touring	Front	94-97	Chevrolet Camaro	Front
88-93	BMW 535i	Front	629Z		\$80.57
94-95	BMW 540i	Front	93-96	Toyota Supra Turbo	Front
87-92	BMW 733i, iL	Front	630Z		\$68.34
93-94	BMW 740i iL	Front	93-96	Toyota Supra Turbo	Rear
89-95	BMW 750i, iL	Front	642Z		\$65.00
395Z		\$115.00	95-01	Dodge & Plymouth Neon	Front
88-91	BMW M3	Front	652Z		\$85.00
85-86	BMW 524 TD	Front	95-96	Ford Ranger Pick-up	Front
82-88	BMW 528e	Front	95-96	Ford Explorer	Front
83-88	BMW 635Csi	Front	699Z		\$45.00
396Z		\$115.00	97-01	Oldsmobile Aurora	Front
1995	BMW M3	Rear	731Z		Call For Pricing
88-91	BMW M3	Rear	97-01	Chevrolet Corvette	Front
91-93	BMW M5	Rear	732Z		Call For Pricing
92-93	BMW 318i	Rear	97-99	Chevrolet Corvette	Rear
91-95	BMW 525 i	Rear	749Z		Call For Pricing
94-95	BMW 525 i Touring	Rear	98-99	Chevrolet Camaro	Front
94-95	BMW 525 i Touring	Rear			
88-93	BMW 535i	Rear			
94-95	BMW 540i	Rear			
87-92	BMW 735iL	Rear			

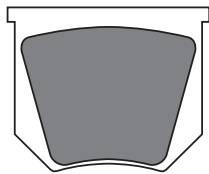
CARBON KEVLAR BRAKE PADS FOR VINTAGE CAR APPLICATIONS

These pads provide an ideal replacement for out of production Ferodo DS11 and other compounds. They have more bite than the Ferodo pads, but are still easy on rotors and extremely easy to modulate and bed.

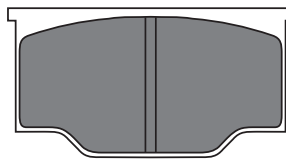
Hard to find replacements. TRUECHOICE will be happy to advise on the right pad compound for your application. Many other sizes and applications are available. Please call our sales staff for more information.



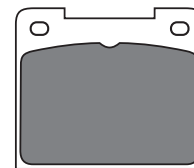
GD504 Girling AR Mk364
Part # KFP5504
Soft Compound **\$135.00**
Hard Compound **\$143.00**



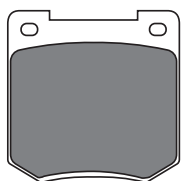
GD505 Girling NR
Part # KFP5505
Soft Compound **\$142.00**
Hard Compound **\$150.00**



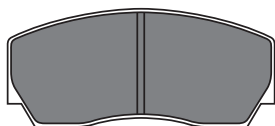
FRP 101 Girling AR Mk5 & Mk6
Part # KFP5101
Soft Compound **\$165.00**
Hard Compound **\$173.00**



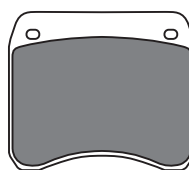
GD533 Girling 14LF
Part # KFP5538
Soft Compound **\$120.00**
Hard Compound **\$127.00**



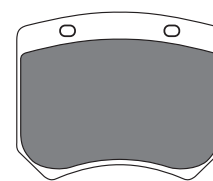
GD535 Girling 14LF/1
Part # KFP5535
Soft Compound **\$120.00**
Hard Compound **\$128.00**



Lockheed Caliper CP2270/71 CP2425
Part # KFP5203
Soft Compound **\$157.00**
Hard Compound **\$169.00**



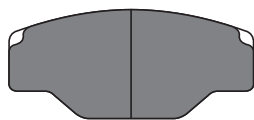
Lockheed Formula Ford
Part # KFP520
Soft Compound **\$84.00**
Hard Compound **\$91.00**



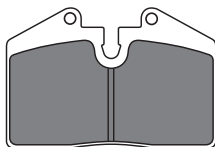
Lockheed S2000 - FF2000
Part # KFP6419
Soft Compound **\$88.00**
Hard Compound **\$95.00**

POWR PADS... EXCELLENT PADS FOR CLUB RACING!


Significant braking improvement over stock street pads for the performance car enthusiast who takes their car to the track!



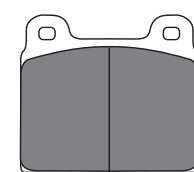
Lockheed CP2340
Part # KFP5201
Soft Compound **\$95.00**
Hard Compound **\$103.00**



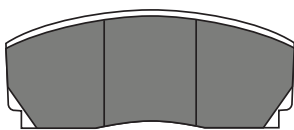
Ferrari 348 Front & Rear
Porsche 993 Rear
Ferrari 355 Front & Rear
Part # KFP345
Soft Compound **\$100.00**
Hard Compound **\$110.00**



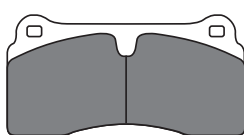
Porsche 993 Front
'91-'92 Porsche 930 Turbo Front
'88-'89 944 Porsche Turbo S Front
Part # KFP372
Soft Compound **\$149.00**
Hard Compound **\$163.00**



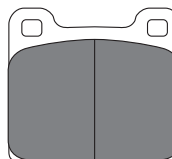
'73-'84 Ferrari 308 Front
Part # KFP45
Soft Compound **\$108.00**
Hard Compound **\$116.00**



Lockheed CP2279
Part # KFP5212
Soft Compound **\$148.00**
Hard Compound **\$163.00**



Ferrari F-40 Front & Rear
Part # KFP6038
Soft Compound **\$185.00**
Hard Compound **\$205.00**



'73-'84 Ferrari 308 Rear
Part # KFP31
Soft Compound **\$98.00**
Hard Compound **\$107.00**

PAD COMPOUND

42A - Gold 4211 - Blue
Both compounds provide excellent bite. The harder 42A compound is for heavier cars where keeping temperature in the pads is not a problem. The softer 4211 compound is ideal for light cars where pad wear is not a problem.

VINTAGE RACERS

POWR PAD BRAKE SHOES!!!
We can now redo your brake shoes in a 42A racing compound. All you need to do is to provide your brake shoe cores to us and we'll do the rest. 10" diameter or smaller - your cost will be **\$180.00** per set of four. Call Truechoice for more information



PowrPad® Brake Pads, from KFP Magnum Pad Company, feature the original Carbon Kevlar® materials with a ceramic heat shield built into each pad. They offer: high coefficient of friction, lower pedal effort, reduced heat transfer to brake fluid, and superior fade resistance. Also, they are easy on rotors!



Lockheed LD65 Formula Ford
Part # KFP5065
Soft Compound **\$137.00**
Hard Compound **\$150.00**

SUPER-PRECISION TRANSMISSION COMPONENTS

HEWLAND MK5 - MK8 - MK9 TRANSAXLE

HEWLAND MK5 GEARS

(Large O.D. Layshaft) Fits Staffs Box.
 1st Gear with Layshaft **\$407.00**
 2nd Gear Set **\$205.00**
 Top Gear Set **\$195.50**

HEWLAND MK 8 & 9 Gears

- Call for Ratio chart
 1st Gear with Layshaft (4 or 5 speed) **\$336.00**
 2nd Gear 5 Speed **\$185.00**
 Top Gear Set **\$175.00**

MK 8-9 Replacement Parts

Main Case

HHC2013A	8mm Nylock Nut	\$1.20
HHC2012	Side Plate Stud	\$7.35
HHC20146A	Main Case Stud	\$7.35

Gear Case

HHC2024	Interlock Plunger	\$20.63
HHC2025	Rear Cover Stud - Short	\$7.35
HHC2026	Rear Cover Stud - Long	\$7.35
HHC2030	Reverse Gear Plunger	\$36.22
HHC232	Dog (Clutch) Ring	\$149.10
HHC2291	Pinion Tail Bearing	\$43.84
HHC2343	Lower Gear Case Bearing	\$128.10
HHC246	Selector Rod - 1st/Rev.	\$159.60
HHC247	Selector Rod - 2nd/3rd	\$159.60
HHC248	Selector Rod - 4th/5th	\$159.60
HHC249	Selector Fork - 1st/Rev.	\$177.45
HHC250	Selector Fork - 2nd/3rd	\$177.45
HHC251	Selector Fork - 4th/5th	\$177.45

Differential Parts

HHC8-2142	Spyder Gear Cross Shaft	\$97.65
HHC8-2143	Spyder Gear	\$80.85
HHC8-2144	Spyder Drive Gear	\$32.55
HHC8-2145	Flat Thrust Washer	\$24.15
HHC8-2146	Bevelled Spyder Washer	\$24.15
HHC8-2147	Seloc Pin	\$3.15
HHC8-221-	Crown Wheel Pinion 9:31 - 8:31 - 10:31	\$1,044.75
HHC8-2212	Crown Wheel Bolt Lock Tab	\$7.35
HHC8-2221	Pinion Bearing	\$126.00
HHC2051	Differential Bearing	\$30.45

More Gear Case

HHC8-227	2nd/3rd Gear Hub	\$232.05
HHC8-228	4th/5th Gear Hub	\$207.90
HHC8-229	Inner Track Hub (Pinion)	\$80.85
HHC8-2341	Layshaft Bearing	\$52.50
HHC8-4-226	Front Hub - 4 Speed	\$252.00
HHC8-5-226	Front Hub - 5 Speed	\$252.00
HHC8-5-231	Reverse Sliding Gear	\$193.20

All parts available. Gearbox manual available. Call for more information.

HEWLAND FT/FG TRANSAXLE

HEWLAND FT/FG TRANSAXLES Gears

Call for Ratio chart
 1st Gear with Layshaft **\$462.00**
 2nd Gear **\$227.00**
 Standard Top Gear **\$218.00**

FT/FG Transaxle Replacement Parts

Gear Case

FT2011	Drain Plug	\$11.55
FT2021	Detent Ball	\$1.21
FT2022	Detent Spring	\$7.45
FT2023	Detent Plug	\$2.46
FT2024	Interlock Plunger	\$21.26
FT2030	1st/Rev. Plunger	\$51.45
FT2032	Plunger Spring	\$6.30
FT2036	Selector Finger Bushing	\$7.35
FT252	Selector Finger	\$162.75
FT2291	Upper Case Bearing	\$56.70
FT2343	Layshaft Bearing	\$46.20
HFG249	Selector Fork - 1st/Rev.	\$259.35
FT250	Selector Fork - 2nd/3rd	\$242.55
FT251	Selector Fork - 4th/5th	\$242.55
FT246	Selector Rod - 1st/Rev.	\$196.35
FT247	Selector Rod - 2nd/3rd	\$196.35
FT248	Selector Rod - 4th/5th	\$196.35
FT230	Pinion Nut	\$54.60
FT236	Layshaft Nut	\$54.60
FT232	FT Dog Ring (Early)	\$182.70
FT231	1st/Rev. Slider	\$248.85
DG232	FT Dog Ring (Late)	\$193.20
FT260	Rear Cover Gasket	\$8.92
FT261	Finger Housing Gasket	\$8.92

Main Case

FT221	Crown Wheel & Pinion Specify Ratio	\$1,128.75
FT2221	Pinion Bearing	\$210.00
FT2252	Pinion Bearing Lock tab	\$9.45
FT245A	Release Bearing	\$88.20
FT24411A	Clutch Shaft Oil Seal	\$24.15
FT24412	Clutch Shaft Bearing	\$30.45

Differential

FT215	LSD Outer Track	\$538.65
FT216	LSD Inner Track	\$302.40
FT217	Cam Pawl	\$27.82
FT2054	Side Plate Seal	\$20.47
VG2211	CWP Bolt	\$13.65
FT2212	CWP Lock Tab	\$7.35

All parts available. Gearbox manual available. Call for more information.

HEWLAND LD200 TRANSAXLE

HEWLAND LD200 Transaxle Gears

Call for Ratio chart
 1st Gear with Integral Layshaft **\$312.00**
 1st Gear Sets **\$190.00**
 Top Gear Sets **\$182.00**

HEWLAND LD200 TRANSAXLE (cont.)

LD200 Replacement Parts

Main Case

HLD20210	M6 Nylock Nut	\$1.15
HLD2029	M6 Washer	\$1.15
HLD2035	Dowty Washer	\$4.20
HLD2037	Dowty Washer	\$3.67
HLD221-	Ring & Pinion 9:31 - 10:31	\$1,044.75
HLD223	Pinion Bearing Track	\$186.90
HLD223A	Pinion Bearing	\$38.85
HLD2342	Bearing Retaining Bolt	\$5.25
HLD2390	Circlip	\$2.36
HLD23911	Clutch Shaft	\$577.50
HLD24410	Circlip -Bearing Housing	\$3.15
HLD24411	Oil Seal -Clutch Shaft	\$19.42
HLD24412	Bearing - Clutch Shaft	\$18.37
HLD24413	O-Ring	\$7.35

Gear Case

HLD20213	Guide Pin	\$22.05
HLD2022	Spring	\$7.98
HLD2025	Stud, Short	\$7.98
HLD2026	Stud, Long	\$7.98
HLD2261	Needle Bearing	\$17.11
HLD227	Hub	\$232.05
HLD228	Hub - Reverse	\$207.90
HLD229	Inner Track	\$77.70
HLD2291A	Outer Track Pinion Bearing	\$120.75
HLD2291B	Pinion Tail Bearing	\$27.30
HLD2301	Spacer	\$70.35
HLD232	Dog Ring	\$149.10
HLD234A	Slide-on Layshaft	\$225.75
HLD2341	Layshaft Bearing	\$42.52
HLD2343	Bearing - Layshaft Tail	\$26.77
HLD2345	Spacer Washer - Layshaft Rear	\$54.60
HLD2346	Spacer - 2nd/3rd - 4th/5th	\$36.22
HLD2347	Spacer - 2nd/3rd	\$36.22
HLD236	Nut, Layshaft	\$50.40
HLD2371	Reverse Idler Gear	\$108.15
HLD2372	Reverse Idler Bearing	\$23.10
HLD238	Reverse Input Gear	\$91.35
HLD246	Selector Rod - 1st/2nd	\$152.77
HLD247	Selector Rod - 3rd/4th	\$152.77
HLD249	Selector Fork -1st/2nd	\$168.00
HLD250	Selector Fork - 3rd/4th	\$168.00
HLD252	Selector Finger	\$161.70
HLD253	Selector Fork, Reverse	\$137.55
HLD2533	Stop Washer	\$22.05
HLD2534	Countersunk Screw	\$3.15

Differential

HLD204	End Cover	\$297.15
HLD205	LH Side Palte	\$572.25
HLD2053	Bearing, Side Plate	\$30.45
HLD2054	Seal, Side Plate	\$17.11

Other

LD Manual	\$35.17
-----------	---------

All parts available. Call for more information.

SHUR SHIFT SHIFTER

Developed for the T-10 type transmission, the Shur Shift Shifter is an interlocking system which prevents the gearbox from being out of sequence with the shifter, resulting in quick, crisp shifts. Both NASCAR approved and precise enough to work with dog ring gearboxes, the Shur Shift Shifter fits most 4 and 5 transmissions.

Part# SS-96-4 SPEED - \$595
 Part# SS-96-5 SPEED - \$645





A Fuel Injection Performance Kit installed on an Acura Integra



Viper Generation II Kit



Firebird Generation II Kit



K&N Drop-In Direct Air Filter Replacement Filters



Why K&N Makes Great Air Filters!

In the early '60s K&N developed the oil-impregnated cotton-gauze air filter which exceeded minimum filtration standards while offering little restriction to air flow. The original concept exists today and has been improved upon, making K&N the performance air filter industry leader!

FUEL INJECTION PERFORMANCE KITS AND GENERATION II FUEL INJECTION PERFORMANCE KITS

The K&N Fuel Injection Performance Kit was designed to promote performance in stock fuel-injected engines by creating filtration with the least resistance in air flow. In addition to the filter, these kits have uniquely designed adapters that create a radius entry which further reduces restriction and allows the engine to ingest even greater amounts of air. The Generation II kits take this theory one step further by replacing the entire air-intake tract, thus isolating the cold air and directing the air through a truly unique chamber system.

APPLICATION	YEAR	PART #	TYPE	PRICE
Acura Integra 1.8	94-95	573506	FIPK	\$208.95
Acura Integra 1.7,1.8	90-93	573501	FIPK	\$211.95
Acura NSX V6 3.0	91-94	573502	FIPK	\$207.95
Chevy Camaro V8 5.7i	95-97	5730101	GENII	\$236.95
Chevy Camaro V6 3.4i	93-95	5730101	GENII	\$236.95
Chevy Camaro V8 5.7i	93-94	5730101	GENII	\$236.95
Dodge Viper	95-98	571508	GENII	\$551.95
Eagle Talon 2.0	90-93	575500	FIPK	\$156.95
Ford Mustang Cobra V8 4.6i	96-98	572523	FIPK	\$143.95
Ford Mustang GT V8 4.6i	96-98	572519	GENII	\$ TBA
Ford Mustang V8 5.0i	94-95	572511	FIPK	\$185.95
Ford Mustang V8 5.0i	89-93	572502	FIPK	\$139.95
Ford Probe V6 2.5i	93-97	572507	FIPK	\$143.95
Honda Civic 1.5,1.6	92-95	573504	FIPK	\$161.95
Honda Civic 1.5,1.6	88-91	573503	FIPK	\$162.95
Mazda Miata 1.6	90-93	575001	FIPK	\$204.95
Mazda MX6 2.5	93-95	572507	FIPK	\$143.95
Mazda RX7 1.3	86-88	575005	FIPK	\$188.95
Mitsubishi Eclipse 2.0	89-93	575500	FIPK	\$156.95
Nissan 240SX 2.4	90-93	576000	FIPK	\$207.95
Nissan 300Z V6	90-93	576001	FIPK	\$220.95
Nissan 300Z V6 and Turbo	84-89	576002	FIPK	\$138.95
Nissan Sentra 2.0	91-94	576003	FIPK	\$136.95
Pontiac Firebird V8 5.7i	93-97	5730101	GENII	\$236.95
Pontiac Firebird V6 3.4i	93-95	5730101	GENII	\$236.95
Toyota MR2 2.0i Turbo	90-95	579001	FIPK	\$161.95

K&N DROP-IN AIR FILTER REPLACEMENTS

The K&N Drop-in direct OEM replacement filters are designed to boost performance with very little work. Dimensions are held to strict tolerances to ensure a perfect fit inside the stock air box.

APPLICATION	YEAR	PART #	PRICE
Acura CL 2.3	98-99	332071	\$41.95
Acura CL 2.2	1997	332071	\$41.95
Acura Integra 1.7,1.8	90-93	332028	\$40.95
BMW 3 Series 2.5,2.8 Including M3	92-97	332070	\$40.95
BMW 318ti 1.8, 1.9	95-98	332733	\$46.95
BMW Z3 1.9	96-98	332733	\$46.95
BMW Z3 2.8	97-98	332070	\$40.95
Chevy Camaro 3.4 V6, 3.8 V6, 5.7 V8	93-97	332042	\$41.95
Chevy Camaro 3.8 V6, 5.7 V8	98-99	332118	\$60.95
Chevy Camaro 5.0 V8, 5.7 V8 TPInjct	91-92	332008	\$30.95
Dodge Neon 2.0	95-99	332087	\$38.95
Eagle Talon (Incl Turbo)	95-98	332072	\$43.95
Ford Mustang 3.8 V6	94-99	E0940	\$43.95
Ford Mustang 5.0 V8, 4.6 V8	94-99	E0945	\$53.95
Ford Probe 2.0, 2.5 V6	93-97	332049	\$41.95
Honda Accord 2.2	95-97	332071	\$41.95
Honda Accord 2.2	90-94	332613	\$36.95
Honda Civic 1.5,1.6	92-97	332047	\$40.95
Honda Civic 1.5,1.6	88-91	332025	\$47.95
Hyundai Tiburon 1.8, 2.0	97-99	332753	\$38.95
Mazda 626/MX6 2.0, 2.5 V6	93-97	332049	\$41.95
Mazda Miata 1.6, 1.8	90-97	332034	\$38.95
Mitsubishi Eclipse 1.8,2.0	90-94	E2875	\$36.95
Nissan 240SX 2.4	89-97	3320312	\$44.95
Nissan Sentra 91-99 1.6	89-97	3320311	\$44.95
Toyota Supra 3.0	93-97	332054	\$59.95
Toyota Camry/Celica	92-97	332052	\$52.95
VW Jetta, Golf 1.8,1.9,2.0,2.8	93-97	332069	\$48.95
VW Corrado/Gti 1.8,2.0,2.8	90-94	332029	\$46.95

NOTE: Due to catalog space constraints, not all K&N applications listed! Please call for your application.



K&N Filter Care Kits

A six-step maintenance system designed to recharge any K&N filter. Completely restores air flow efficiency to perform like new!
Part# 995000
\$10.95



Same as above except has squeeze oil bottle instead of aerosol spray can.
Part# 995050
\$8.95

K&N racing filters



These filters fit inside the scoop in Formula Atlantic, Super Vee and S2000 cars, but can be adapted to a wide variety of applications.

- Part # 28-4100 - Lola sports 2000-5 7/8"x2"x10" - \$31.13
- Part # 28-4105 - Vestal racing cars-5 7/8"x2"x8" - \$ 31.13
- Part # 28-4115 - Tiga sports 2000-5 1/2"x2"x16" - \$33.38
- Part # 28-4120 - 83 to 85 Tiga sport 2000-6 1/8"x3"x16" - \$35.95
- Part # 28-4125 - Ralt formula atlantic, super vee-4 7/8"x2"x16" - \$31.95
- Part # 28-4130 - Swift sport 2000-5 3/4"x2"x16" - \$33.74
- Part # 28-4131 - Extension for 28-4130-8"x4 7/8"x11 5/8" - \$43.67

Air cleaner assemblies for Weber, Mikuni, Solex and SU carburetors.

- Part # 56-1350 - Weber DCOE 40,42,45,48, Mikuni-Solex 40,44,48PHH assembly-4 1/2"x7"x3 1/4" - \$47.83
- Part # 56-1220 - Weber IDA 48-5 1/2"x9"x4 1/2" - \$72.23
- Part # 56-1240 - Weber IDA triple 40,46 (Porsche)-5 1/2"x12"x3 1/4" - \$111.60
- Part # 56-1170 - Weber IDF 40,44,48,44mx-4 1/2"x7"x3 1/4" - \$47.73
- Part # 56-1760 - Weber DGV,DGAV,DGEV 32/36-5 1/2"x9"x2 3/4" - \$74.00
- Part # 56-1630 - SU 1 1/4" bore-5 7/8"x1 13/16" - \$43.22
- Part # 56-1390 - SU 1 1/2" bore-5 7/8"x1 3/4" - \$37.33
- Part # RA-046V - VW solex w/2 1/16" flange-6"x3" round - \$38.46
- Part # RA-072V - VW solex w/ 2 1/16" flange-4 1/2"x7"x3" oval - \$39.20



WATER WETTER WITH SUPERCOOL

Water Wetter with Supercool is a unique wetting agent for cooling systems which reduces coolant temperatures by as much as 30°F. This liquid product can be used to provide rust and corrosion protection in plain water for racing engines, which provides much better heat transfer properties than glycol-based antifreeze. Or, it can be added to new or used antifreeze to improve heat transfer of ethylene and propylene glycol systems. Designed for modern aluminum, cast iron, copper, brass and bronze systems. 12 oz. bottle - \$6.95

RED LINE SYNTHETIC GEAR LUBES & OILS

Gear Oil 75W/90, Lightweight 75W/80, 80W/140, Superlight, Liteweight and Heavy Shockproof

Redline gear oils and transmission lubricants are designed to provide excellent low-temperature shiftability and improved gear protection at higher temperatures. \$7.99 per quart

MTL Lubricant

MT90, 75W/80 Manual Transmission/Manual Transaxle Lubricant

Eliminates notchy shifting, extends gear life, enables high speed downshifting, satisfies manual transmissions and transaxles requiring ATF, Motors oils, GL-1, GL-3, GL-4 gear oils. \$7.99 per quart

Automatic Transmission Fluids

D-4 ATF, ATF

Full-synthetic transmission fluid that provides the best protection under all conditions. Superior stability allows high-temperature operation without varnishing valves and clutches — which causes transmission failures. \$7.99 per quart

Motor Oils 5W/30, 10W/30, 10W/40, 15W/50

Formulated for turbo protection, reduces cam and lifter wear, increases fuel economy, reduces engine temperatures. \$7.99 per quart

Race Oils 30W, 40W, 50W

The ultimate racing lubricant. All-synthetic formula provides the best protection for your racing needs. NOT RECOMMENDED FOR STREET USE. \$7.99 per quart

Two-Stroke Racing Oil

The ultimate in two-cycle performance. Power improvements of 3-5% have been obtained in dyno tests. For Premix or Injection use. It can be used in ratios between 16:1 and 100:1, depending on the engine and the rpm. 16 oz. bottle. \$5.95

Assembly Lube

Provides three times greater film strength than conventional black molybdenum disulfide greases. It can be used safely with all metals, including bearings. It has excellent rust and corrosion protection. It can be used with either petroleum or synthetic oils. 4 oz. container. \$5.65

Synthetic Grease

This high-performance extreme pressure grease with red moly is excellent for CV-joints, wheel bearings and other high-speed bearings. 14 oz. container. \$7.95

SI-1 Fuel System Cleaner

A concentrated package of the most-powerful, high-temperature detergents available to clean gasoline fuel injectors and intake valves. 16 oz. bottle. \$4.95



TYREART PAINT PEN

The Tyreart paint pen allows you to paint your tire's raised letters in white, yellow or silver. Easy to use. The best application and finish we have seen! \$5.50

WHITE TIRE MARKER

The molded, oil-based paint resists weather, washing and peeling.

Part # 4322 - \$4.95

TIRE DIAMETER MEASURING TAPE

It is essential to measure tire diameters to keep track of growth and stagger changes due to pressure and temperature variances. Remember odd tire diameters affect cross weight and setup dramatically.

Part # 122072 - \$49.95



Blue Magic Metal Polish

A unique metal polish that is safe for all metals. Provides a protective coating to help keep the metal from oxidizing. Has hundreds of uses around shop and home.

Part # 10012 - 3.50 oz. Tube of cream - Boxed. \$6.95



PROLONG ENGINE TREATMENT

Superlube engine treatment concentrate reduces temperature, friction and wear. Assists in maintaining maximum compression and horsepower. Provides maximum engine and equipment life. 12 oz. bottle - \$17.95

PROLONG SPL 100 SUPER PENETRATING LUBRICANT

Lubricates, prevents corrosion, reduces friction, reduces wear, penetrates rust, stops squeaks, frees sticky mechanisms and displaces moisture. 12 oz. Spray can - \$5.99

3M BRAKE AND CLUTCH CLEANER

For all brake parts! Removes grease, oil, and brake fluid. Degreases instantly. Also cleans clutch plates, flywheels and pressure plates. 14 oz. Spray can - \$3.99

RAIN-X

Dramatically improves wet weather visibility without using your wipers. Repels rain, sleet, and snow. Provides easy removal of frost, bugs, mud, etc. It makes cleaning your windows a snap. Rain-X - 7 oz. size - \$5.95

RAIN-X ANTI FOG

This anti-fog treatment is a 100% active-solvent product that eliminates and prevents interior fogging, misting and steaming instantly. It cleans and conditions interior glass to resist soiling. Rain-X Anti Fog - 7 oz. size - \$5.95

COPASLIP Anti-seize assembly compound. 2 oz. tube - \$6.99



SOLAR BOOSTER PAC

Perfect for starting your car on the grid!

This compact, portable 12 Volt DC power supply is a must for the garage, shop, trailer or track. Offers emergency jump starting with up to 900 "peak amps" output (250 cranking amps). More than enough power for jump starting cars, trucks, boats, etc. Also, use as a power supply for a range of 12 volt DC powered items. The unit can be recharged from standard 120 volt household outlet with battery charger (included) or recharge from cigarette lighter in your vehicle. Weighs only 17 pounds making it easy to carry and store.

Part # ES2500 - Price \$159.95



VIDEO CAMERA MOUNT

Whether for analyzing a race or test session, or sharing the experience with friends and family, an in-car video camera mount is a worthwhile investment. Capable of being mounted to either a roll bar or any flat surface, the camera's three-axis adjustment allows it to be aimed in almost any direction. In addition, an elastomer bushing helps reduce camera vibration. A security strap, as required by the SCCA, is also included.

Part# CM1
Price \$94.99



THE ULTIMATE RAIN LIGHT!

A solid-state, high-intensity, light emitting diode (LED) cluster designed to replace your existing rain light. It comes with mounting hardware, a 72" power lead and weatherproof SureSeal™ connectors for ease of removal for gear changes and engine maintenance.

Because it is solid state, there is no conventional bulb filament to burn out. The high-intensity LED's have a normal operating life of 100,000 hours. The light draws approximately 1/2 watt of power (conventional lights 20 to 25 watts) meaning less drain on the battery system. The Ultimate Rain Light is much brighter than a conventional bulb meaning longer detection distances which increases safety.

Part # Ultimate Rain Light - \$44.95

WRENCHER GLOVES


The wrencher is a great glove for the mechanic. They feature a high-tack Posigrip palm that moves naturally with the hand, breathable padded back for all day comfort and a terrycloth brow wipe. Available in black/gray only.

Part# 39030 - \$19.95 per pair.

WRENCHER PIT GLOVES - Fire Retardant

Has a full-length (Nomex) sleeve built into the glove as a 1-piece unit. You can roll the sleeve down to the glove when you don't need it. Available in black/gray only.

Part# 390266 - \$49.95 per pair.



LARGER BACKSAVER PAD

Larger in Size. Measures 16" wide by 36" long.

Part # 3440 - \$123.95

BACKSAVER PAD


This is the best material to minimize discomfort and greatly reduce fatigue under difficult conditions. Pad absorbs up to 97% of impact energy resulting in lower rebound. Measures 16" wide by 18" deep and is 1" thick. It can be cut to any size.

Part # 3439 - \$59.95

MotorCheck™ Oil Analyzer

The MotorCheck™ testing kit is like a blood test for your car — telling you if there are hidden problems and where they are. All it takes is a few drops of engine oil or transmission fluid to have a complete diagnosis performed. Kit includes the equipment necessary to extract the sample from your vehicle, a bottle to store and mail the sample to MotorCheck for a complete computerized analysis and a brief questionnaire. You will receive a prompt report outlining the fluid's condition and identification of contaminants and steps to extend your engine's life. All items, mailing, analysis and reporting included in one low price!

Part # MOTORCHECK - \$29.95



WINDOW NETS

Meets SFI Specifications

TRUECHOICE has 18" x 24" nylon, ribbon style window nets that meet SFI 27.1 specifications, meaning they are approved for race use by all sanctioning bodies. These nets are available in black, blue and red and feature an interwoven provision for inserting a steel rod (installation kit) top and bottom which allows the net to be secured.

Part # 50525 - \$29.95

WINDOW NET INSTALLATION KIT

Part # 90906 - \$31.95



MESH WINDOW NETS

These nets provide increased peripheral vision and stop smaller debris than regular window nets. Constructed of durable, lightweight polyester mesh, these nets are SFI approved. Available in red, black, or blue as well as rectangular and angled (pictured).

Part # 10211 - 22" x 18" rectangular - Black - \$24.95

Part # 10212 - 22" x 18" rectangular - Blue - \$24.95

Part # 10213 - 22" x 18" rectangular - Red - \$24.95

Part # 10214 - 25"x27"x18" angled - Black - \$29.95

Part # 10215 - 25"x27"x18" angled - Blue - \$29.95

Part # 10216 - 25"x27"x18" angled - Red - \$29.95

Part # 10218 - Window net installation kit - \$47.50*

*Lever latch release style kit features a 1" x 3/16" x 29" steel bar and comes complete with all necessary mounting hardware and brackets.



FOG CITY - INNOVATIONS IN ANTI-FOG ACCESSORIES

End the plague of fogging helmet face shields and windshields! Introducing the new and improved PRO-SHIELD by Fog City. This next generation PRO-SHIELD is warranted to deliver

advanced anti-fog performance, superior optics, and universal adhesion. Fog City anti-fog products are permanent inserts for motorsports helmet face shields and windshields. Easily installed, no reapplication, and no mess; this anti-fog innovation will continue to provide the user crystal clear fog-free vision.

Part # FCX1H - All full face helmet visors - \$16.95

Part # FCX5 - Simpson Bandit, Super Bandit, RX type visors - \$19.95

Part # FCXF1 - Simpson SX, Shark, Super Shark, Shoei X4 type visors - \$19.95

Part # FCR - Sports auto windshield interior: 3 strips 6" x 5' - \$79.95



Super Glaze - Liquid Carnauba Wax

Easy application and removal. Leaves no white residue in cracks or crevices while removing minor swirls, tar and oil. Non-abrasive, all finish safe. Part # WS01012 - 12 oz. \$9.95

Clear Coat Liquid Wax

For today's hi-tech finishes. Completely non-abrasive. Contains carnauba waxes and no polymers or sealants. Will not smear. Detergent resistant, all finish safe. Part # WS1C012 - 12 oz. \$9.95

Super Glaze Plus - One Step Cleaner/Wax

A concentrated cream formula rich with nutrients to revitalize paint, restoring to a brilliant luster. Will not scratch, smear, or swirl. Long lasting protection for all finishes. Part # WS1P012 - 12 oz. \$9.95

Slick Stuff - Instant Detailer

For those quick wipe downs between washing and waxing. Leaves a slick, shiny surface while removing water spots, dust, dirt and oil. Great for tinted windows, chrome, aluminum and plexiglass. Anti-static. Part # WS20020 - 20 oz. \$8.95

Wash & Shine - Car Wash

Wash and conditioner that cuts grease and film without harsh detergents. Contains promene, leaving a wax like sheen without streaking. Part # WS8012 - 12 oz. \$5.45

Pre-Wax Cleaner

A non-abrasive rubbing formula designed to remove light/medium oxidation and minor blemishes from dark colors, soft enamels and clear coats. Pre-Wax Cleaner/Super Glaze provides ultimate shine. Part # WS12012 - 12 oz. \$8.95

Safe Cut - Paint/Plastic Polish

Ultra-fine abrasive formula to remove light scratches, moderate oxidation and minor blemishes from all painted surfaces. Perfect for polishing and removing scratches from lexan and plexiglass. Part # WS19012 - 12 oz. \$9.95



LRV Protectant

High Gloss Interior-Exterior Formula

A high-gloss conditioner/protectant for leather, rubber and vinyl surfaces. Greaseless formula protects against and reduces damage caused by UV rays. Does not contain amines which can cause materials to dry, crack and harden. Anti-static. Part # WS02020 - 20 oz. \$8.95


Bumper Black

Trim Dressing & Restorer-All color safe

A concentrated cream formula that cleans, restores, protects and beautifies. Deep cleans dirt, wax residue, discoloration from smooth or rough surfaces. Great for all trims, door handles, louvers and more. Part # WS21012 - 12 oz. \$9.95

Wheel & Tire Detail Kit

Unique kit features 5 products to give you the ultimate in clean wheels and tires. Includes: **Foaming Wheel and Tire Cleaner** - designed to clean all wheels and tires, **Spray Wheel Wax** - protects against rust, corrosion and brake dust buildup, **Liquid Metal Polish** - brightens and protects with natural carnauba waxes and is safe for aluminum, brass, copper, stainless and magnesium, **High Gloss Protectant** - A nutrient-rich, greaseless and anti-static formula designed for all interior and exterior rubber, leather and vinyl surfaces, **Brush** - A specially designed brush for cleaning all the hard to reach cracks and crevices. Part # WS49-050 - \$24.95



WINK MIRRORS

Increase your rear vision dramatically with these multi-paneled mirrors. These mirrors have a special coating over them to protect from the glare of headlights and sun. They can mount to the existing rear view mirror.

Part #	Description	Price
91513	3-Panel, 21" long	\$18.95
91514	4-Panel, 29" long	\$23.95
91515	5-Panel, 36" long	\$24.95
93503	Windshield Mounting Kit	\$5.95
3535	Mounting Hardware	\$4.50



ROBIC WATCHES

NEW! Model SC-888 - Triple timer offers speed, chronograph and countdown in an advanced, high performance stopwatch with an on-demand backlighted display. Features include: Customizable to allow use as single, double or triple stopwatch, speed timer or countdown timer, Start timers simultaneously or separately, 200 memory recall on each timer in ascending or descending order, Speed timer in M.P.H./K.P.H., User selectable lap or split timing display, Average, fastest and slowest lap time and number, Up to 3 countdown timers operate independently or simultaneously, Time of day, alarm, calendar. Part # SC-888 - \$49.95

Model SC-808 200 dual-memory chronograph computes speed, counts down time and has a backlighted display. Features include: 200 dual, split memory, 1/100 second precision to 25 hours, User selectable running lap or split times, Auto lap counter to 999, Fastest, slowest and average lap times, speed timer in M.P.H./K.P.H., 200 memory recall of lap speed, time and number, Distance input precise to 1/1000 mi/km, Fastest, slowest and average lap speed and times, Dual countdown timers, time, alarm, calendar. SC-808 - \$49.95

Model SC-505 - Multimode 5-memory stopwatch with lap counter. Features Include: Lap, split or event timing, 1/1000 second resolution to 24 hours, Automatic Lap Counter to 99 laps, Single-action time recordings, Time-out (pause) timing. Available in black, white, grey, red and yellow. Part # 2H-544 - \$24.95

Model SC-554 - Affordable, hand-held speed chronometer is specifically engineered for motorsports timing combining speed and chronograph functions. Features include: Speed timer displays lap speed in M.P.H./K.P.H., 30-lap memory of entry, lap time and number, Automatic lap counter to 999, Distance entry precise to 1/1000 mi/km, Fastest and average lap times on demand, Three chronograph options — lap, split or dual-split timing modes, 1/100 second precision to 24 hours, 30-lap or split memory recall in ascending or descending order. Part # SC-554 - \$36.95

NEW! Model SC-584 Wrist-worn Racing Timer - All of the important timekeeping functions you expect in the convenience of a wristwatch. And, it's even water resistant to a depth of 30 meters! Features include the same advanced timekeeping and racing functions as the Robic SC-808 hand-held unit (See copy above). Part # SC-584 - \$49.95

ACCUSPLIT MX Turbo Series Handheld Stop Watches

Accusplit's MX™ TURBO Memory is a professional dual-split display stopwatch. The 30,000 hour or minute/speed/rate stopwatch range is displayed in 8 digits with a 1/1000 second resolution. Offers lap and total speed/Rate computations, 50 dual split memories and a dual set-point (work-rest) training timer.

Part # - A740MXT - \$39.95

Part # - A760MXT (100 dual split relay memory function) - \$59.95



Memory Stopwatch

An economical triple display stopwatch featuring full professional features and functions. The 10 hour stopwatch range is displayed in 7 digits with a 1/100 second resolution. Includes Time (12/24Hour), Calendar (Date, Month, Year), 100 dual split memory and rate computation for single, 3-sample events. Part #FAST10 \$49.95



ROBIC Stopwatch Clipboard Models

The ideal timing setup! Two Robic hand-held speed chronometers mounted to a sturdy metal clip board.

2-SC-544 Watches mounted on clipboard.

Part # - 2H-544 - \$97.95

2-SC-800 Watches mounted on clipboard.

Part # - 2H-800 - \$126.90



ACCESSORIES

RACE CAR MIRRORS

This race-car mirror, which is exclusive to TRUECHOICE, is by far the best engineered that we have found. The pods are symmetrical, so the mirrors are not handed. The lens is an acrylic mirror instead of glass, and is available in flat or with a "slight" convex—about 35% of the normal which is a welcome feature that gives a wider view. The arm and base are both made of aluminum, and the whole unit is powder-coated in black or white. Ready for installation.



Part # MWF - Flat Lens - \$42.50 Part # MWC - Convex Lens - \$45.00

S-2000 MIRROR

A perfect mirror for sports racers. A 3/8-24 female thread on the bottom for easy mounting to base. Can be mounted upside down! Available in paintable white or black finishes. Viewing area of 2" x 8 1/4".



Flat Mirror - Part # 3211 - \$109.99

Convex Mirror - Part # 3221 - \$124.99

Aero Stand (Post style)

Part # 0115 - \$32.99



TALBOT VINTAGE MIRROR

These authentic mirrors are perfect for vintage racing and restoration. Available in Flat or convex.

Part # SL-300 F JR - Flat - \$108.50

Part # SL-300 C JR - Convex - \$112.95

CHILL FACTOR HEAT RELIEF

"Stay KOOL in Staging and on the Track"



KWIK KOOL SHIRT

- 100% portable
- One can lasts 1-2 hours
- Kwik Kool provides instant relief. 5 one-second blasts
- Weighs just one pound

Shirts are 100% heavy-duty cotton with tubing sewn onto the front and back. Shirts can be machine washed and dried.

Kwik Kool Shirt with Coolant Can

Part # KK - \$119.00

Kwik Kool Club System with Water Cooler and Pump

Part # CSW - \$349.00



KWIK KOOL CLUB DRIVER SYSTEM

- Car-mounted system
- Constant cooling for one to 3+ hours
- Ice provides continuous cool water and air
- Weighs 10-20 pounds with ice

2-PART POLYURETHANE FOAM KIT

This two-part polyurethane foam is perfect for making custom-fitted seats and strengthening composite body parts.

Add equal parts of A & B and stir immediately and vigorously for 30 seconds, pour into cavity to form shape. Foaming action begins in 60 seconds at room temperature. Kit makes approximately three formula style seats.

Great for making seat inserts!

Part # Seat Foam Kit - \$36.95

PIT BOARDS

Easy-to-use, 3-section boards show "Time", "Place", "Lap", numbers from 0-9, +, -, and shows the word "IN". Size 12" x 18".

Part # Pit Board #5201 - \$39.95

CHILL OUT! THE IceVest

Race Tested, the IceVest is designed to hold pre-frozen Coolpacks on the chest and upper back of a driver. Coolpacks are made of a special nontoxic water-based formula that stays frozen longer than water. The IceVest will keep you cool up to 45 minutes — over an hour if you double the Coolpacks.

- One size fits all construction
- Comes with 4 - 9" x 13" Coolpacks
- Conforms to body shape
- Weighs less than 3 pounds
- Coolpacks are reusable
- Coolpacks stay dry



The Indi-Seat System can produce a perfectly fitted driver's seat which provides extra impact protection when made with sufficient thickness.

The basic component of the Indi-Seat kit is a vacuum bag containing foam beads, a fitting which allows attachment of a hose and a cap for adding and removing beads and applying resin to the bag. The bag makes it convenient and cleaner to keep the beads and resin in a concentrated area, keeping material from spreading too thin.

The standard AFR Indi-Seat kit uses a slow-curing resin allowing an hour of working time. It sets in 5 or 6 hours. The Fast Cure Indi-Seat kit has a working time of 20 minutes and sets in 40 minutes.

Kits for all sizes of applications. Please call for info and complete pricing.

Sample IndiSeat Kit price for a small FF2000, Atlantic, etc. car seat
Part # 20404042 - 40 Litre of Resin - 40" x 42" Bead Bag - \$210.00

NOMEX SEAT COVERING MATERIAL - 6 oz. black Nomex cloth used to cover finished foam seat - Part # Nomex Black Cloth - 60" x 36" - \$26.00

3M Spray adhesive for mounting Nomex Material

Part # 3M08074 - \$9.50



Don't let the price fool you...the IceVest really Works! Part # IV-400 - \$125.00

RACING BOOKS TO HELP YOU WITH THE BASICS!

Prepare To Win - Prepare To Win deals exclusively with the nuts and bolts of race car preparation. It contains no theory, only down-to-earth specific instructions on how to set up a race car in a professional manner. (174 pages) **Part # PTW - \$19.95**



Tune To Win - Tune To Win covers the development and tuning of the race car by clearly explaining the basic principles of vehicle dynamics and relating these principals to the various systems of the racing car and to the inputs and control functions of the racing driver. The author explores the subject step by step and explains how and why each system is supposed to work. (172 pages) **Part # TTW- \$19.95**

Engineer To Win - Engineer To Win, the state-of-the-art word about racing materials technology, and many other important subjects, not only answers these kinds of tricky questions but gives you the reasons why. Practicing the timely advise in Engineer To Win will spare you from many of racing's common faults and hazards. Your racing car will be safer and faster. Put Engineer To Win to work today and you'll see results in your very next race. (279 pages) **Part # ETW- \$22.95**

Nuts, Bolts, Fasteners and Plumbing Handbook - Carroll Smith's Nuts, Bolts, Fasteners and Plumbing Handbook, the most complete guide to hardware for race and street cars ever compiled. Famed race team manager and car constructor Carroll Smith tells you what each nut, bolt, fastener and plumbing piece is, how it works, how to torque it, where to use it-and where not to use it. (223 pages) **Part # N&B - \$19.95**

Drive To Win - In Drive To Win, Smith has distilled his more than forty years of professional racing experience into the first driving book written from the racing experience into the first driving book written from a racing engineer's point of view. It is insightful, concise and often entertaining. (205 pages) **Part # DTW-1- \$22.95**

The Great Money Hunt - A practical insider's guide to raising motor racing sponsorship... is just that! A sponsorship campaign strategy workbook with proposals, justifications and other correspondence. Proven in 1991 and 1992 Indy campaigns, a 1992 CART team and other motorsports projects. How to find prospects, build strategies, sell and fulfill sponsors marketing needs and more. (291 pages) **Part # 9636318-0-2- \$69.95**



CARROL SMITH'S ENGINEER IN YOUR POCKET

A Practical Guide to Tuning the Race Car Chassis and Suspension

Years of Racing Knowledge Right at Your Fingertips!

This handy booklet is designed as a guide to common race car handling problems based on Carroll's 40 years of racing experience. Designed as a flip-chart to be read in both directions — problems listed first followed by their causes, or turn it over and read causes with a list of effects. Concise and helpful!

A must have for all levels of racing.
Part # EIYP - \$14.95



MONTEZUMA'S FERRARI

The long-awaited sequel to Burt Levy's racing cult classic, *The Last Open Road!* Buddy Palumbo continues to develop his racing career while juggling the responsibilities of being a husband. As with the first book, Levy's vivid and entertaining cast of characters are interwoven with actual people, places and events of a bygone racing era.

Part # MF - Price \$35

TRUECHOICE IS PROUD TO ANNOUNCE ITS ASSOCIATION WITH THE U.S. IMPORTERS OF THE PILBEAM SPORTS CARS.

Call for more information on this exciting development!



TRUECHOICE
EQUIPMENT & Motorsports TECHNOLOGY



1.800.388.8783 FAX 614.876.9292
www.truechoice.com E-mail - info@truechoice.com

KEEP YOUR RACER SAFE IN TRANSPORTATION
...WITH RACE CAR TIEDOWNS AND TOW STRAPS

Scuff Edge II patented and registered webbing has a PVB coating that makes it weather resistant. Scuff Edge II has a one-year, limited warranty against abrasion.

AXLE STRAPS

Features 10,000 pound rating in the Scuff Edge II material. A protective sleeve is provided to protect the webbing and the vehicle suspension. Blue material with a "D" ring at each end.

Part #	Description	Price
30AS21	2" x 21", 10,000	\$8.95



TOW STRAPS

16 foot strap features the Scuff Edge II material in blue with a hook and "D" rings at each end of the strap.

Part #	Description	Price
210-RS	2" x 16'	\$19.95

RACE CAR TIE-DOWNS

Our 10,000 pound-rated, car tie-downs are made of Scuff Edge II, making them stronger and more resistant to cuts. The tie-down strap comes with twisted-snap hooks with a short, wide, handle-ratchet.

Part #	Description	Price
500-C6	2" x 6', 10,000#	\$26.95
500-C8	2" x 8', 10,000#	\$27.95



CAM BUCKLE TIE-DOWN STRAPS

Perfect for securing fuel jugs, funnels, awnings, motorcycles, etc. on your trailer. Each tie-down comes with cam buckle and vinyl-coated hooks.

Part #	Description	Price
APS-2	1" x 10' strap	\$10.95


"D" RING TIE-DOWN/ ANCHOR POINT

Heavy-duty, recess-mounted "D" ring that requires a cutout in the trailer floor. Tie-down ring is recessed when the ring is folded down to keep it out of the way.

Part #	Description	Price
10064	Recessed "D" ring	\$8.95

360° ROTATING "D" RING TIE-DOWN/ANCHOR POINT

Part #	Description	Price
10113	360° Recessed "D" ring	\$16.95



TIRE BONNET

Fully adjustable Tire Bonnet comes complete with ratchet, cam buckle and flat-strap hooks. A must for supporting your race car in the trailer.

Part #	Description	Price
30ATB	Adjustable Tire Bonnet	\$38.95



COMBO RATCHET/AXLE STRAP

Part #	Description	Price
500-RAS	2" x 8', 10,000#	\$29.95

LIGHTWEIGHT AIR JACKS

CP2995-1

Bore Size 79.0 (3.125")
Lift Capacity (20 bar) 1000 kg (2200 lbs)
Body Material Aluminum Alloy
Piston Material Aluminum Alloy
Weight 1.9 kg (4 lbs, 1 oz) .. Adapter Thread 0.5625" X 18 UNF Typical Applications Sports Cars, CART/IRL, G. T., Saloon Cars

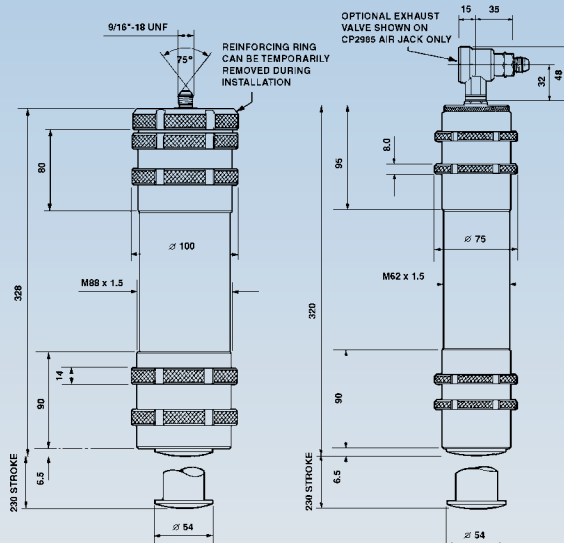
CP2985-1

Bore Size 54.0 (2.125")
Lift Capacity (20 bar) 450 kg (990 lbs)
Body Material Aluminum Alloy
Piston Material Aluminum Alloy
Weight 1.3 kg (2 lbs, 8 oz) .. Adapter Thread 0.5625" X 18 UNF Typical Applications Sports Cars, CART/IRL, G. T., Saloon Cars

CP2985-15

Diameter same as CP2985-1. Housing is 420.7mm tall to accommodate 320mm stroke

Call for Pricing.



AIR JACK SUPPLY WANDS



AIR JACK RECIEVER
Connects to the air jack supply.
\$24.95

KRONTEC AIRLANCE

The Krontec Airlance system is rugged, reliable and designed for easy one-handed use. The connection valve is designed to hold air in the system when the Airlance is disconnected. The valve can easily be opened to bleed the system.

Part #	Airlance Krontec - \$295.00
Part #	Airlance Valve - \$175.00

TRUECHOICE AIR JACK WAND

Used to activate air jack system. Lightweight aluminum construction.

Part #	Air Jack Wand - \$225.00
--------	--------------------------



CREATIVE COMMUNICATIONS

Arizona's Highest Volume Dealer

MOTOROLA
Authorized Two-Way



PORTABLE TWO-WAY RADIOS



MOTOROLA P 1225

- 2 Channel or 16 Channel
- Includes:
- 1200 MAH NiCad Battery
- Drop-in Charger
- Antenna
- 30 Spring Action Belt Clip
- Part # P1225UHF2 - \$449.95
- Part # P1225UHF16 - \$499.95



MOTOROLA SP 50

- 2 Channel Compact or 10 Channel Standard
- Includes:
- NiCad Battery
- Drop-in Charger
- Antenna
- Belt Clip
- Private Line
- Part # SP50UHF2 - \$359.95
- Part # SP50UHF10 - \$399.95

ACCESSORIES



- CAR HARNESS
- Part # RT 4312 - \$149.95
 - Motorola • SP 50
 - P110-GP300 • P 1225
 - Part # RT 4512 - \$159.95
 - Motorola • Expo
 - P-50 • HT 10
 - Part # RT 3292 - \$189.95
 - Motorola • Visar
 - HT 1000



- HELMET KITS
- Part # RT 415 - \$89.95
 - Standard Open Face Kit
 - Part # RT 715 - \$129.95
 - Custom Flex Boom

TWO WAY HEADSETS



THE PLATINUM (Right)

- 3-piece Wire Boom
- Noise Cancelling Mic
- PTT on Left Cup
- Detachable Headset Cable
- Part # PLATNMHS
- Priced from \$259.95



THE ECLIPSE (Left)

- 3-piece Wire Boom
- Noise Cancelling Mic
- In-line PTT Switch
- Detachable Headset Cable
- Part # ECLPSEHS
- Priced from \$259.95



- EARMOLDS
- Part # RT 536 - Custom Earmolds - \$159.95
 - Part # RT 532 - Foam Earmolds - \$99.95

- PUSH TO TALK SWITCH
- Part # RT 403 - Hole Mounted - \$89.95
 - Part # RT 703 - Velcro Mounted - \$89.95



MECHANIX GLOVES

Work with greater confidence while protecting hands from heat and cold. Mechanix Gloves provide increased grip and enhanced finger sensitivity to improve control when working with small or delicate parts. Features include heat-resistant palm and index finger, padded mesh top, wide elastic wristband, genuine Velcro brand wrist closure and a special 3/4 closed anatomical design. Completely machine-washable.

Available in Black, Yellow, Purple, Blue, Green and Red.

Part #	Description	Price
MG-05-008	Small	\$24.95
MG-05-009	Medium	\$24.95
MG-05-010	Large	\$24.95
MG-05-011	X-Large	\$24.95
MG-05-012	XX-Large	\$24.95

M-PACT GLOVES

The next step from the original Mechanix Glove, with features that increase protection and add flexibility. New design features of this glove are the padded thermalweld molded back to add protection, a neoprene knuckle panel to increase flexibility and knuckle reinforcement bands to safeguard high-exposure areas. Also an anatomically cut, double-layer GEL-padded Clarino® palm lessens impacts and reduces vibrations from pneumatic tools.

Available in Black, Yellow, Blue and Red.

Part #	Description	Price
MMP-05-008	Small	\$34.95
MMP-05-009	Medium	\$34.95
MMP-05-010	Large	\$34.95
MMP-05-011	X-Large	\$34.95
MMP-05-012	XX-Large	\$34.95

MECHANIX HEAT SLEEVE

A comfortable work sleeve designed for working in uncomfortable areas. Mechanix Heat Sleeves are both heat-resistant and fire-retardant, and repel fluids such as oil, fuel and water. Constructed from 100% woven Kevlar, the sleeves are 18" long and have a thumb cut.

MG-05-900	One size fits all	\$17.95 each
-----------	-------------------	--------------

MECHANIX APRON

This specially-designed apron was developed for the professional mechanic. The Mechanix Apron is designed to offer greater convenience and added protection from the everyday hazards of the shop and field service. Completely machine-washable. Black with white graphics.


MG-05-600	One size fits all	\$24.95 each
-----------	-------------------	--------------

MECHANIX M6 TRACTION CONTROL BOOT

The M6 Traction Control Boot is designed for maximum comfort and protection, providing superior traction on wet surfaces!

The upper is made of durable, genuine Nubuck leather. Injection-molded padding on side of foot area provides extra protection. Three-quarter top design provides support and protection for ankles. Also features a full-length sock liner with added arch support, reinforced rubber heel and toe area for extra durability and a heavy-duty oil-resistant rubber sole.

Part # M6-05-000 Available in sizes 5-6-7-8-8.5-9-9.5-10-10.5-11-11.5-12-13-14-15 \$99.95 pair



Available in Black, White, Gray, Yellow, Green, Blue & Red

INSTANT FLOOR IN A SNAP!

The next time you need to form a floor quickly and attractively, Kiwi Tiles are for you! Kiwi Tiles are ultra-tough polypropylene, interlocking floor tiles for indoor and outdoor use, both in temporary and permanent installations. The tiles have loops on two sides and tabs on the other two sides and assembly is done by snapping the tabs of one tile into the loops of the next. Decorative, ramped edge tiles are available to finish the floor edges and to transition from the original surface to the Kiwi Tile surface. These tough tiles will withstand a concentrated load of up to 110 p.s.i., which exceeds the Uniform building code requirement for garage floors.



Little or no preparation is required to lay Kiwi Tile over most surfaces including grass, dirt, concrete, asphalt, gravel and sand. No special tools are needed making setup and take-down a snap to use around home work or play!

DIMENSIONS: 13.1" x 13.1" x .4" thick.
A tile weighs 12.5 oz.
9 Tiles make up 10.7 sq. ft.

PART # KIWITILE
PRICE \$3.35 per tile
\$.99 per edge tile



Eurostyle
Driving
SuitVUDO
HelmetSpeedway
Shark
Helmet**SIMPSON®**Child
Safety
Seat

Simpson Eurostyle Race Suit

Standard Euro race suit, 3-layer SFI-5 rated suit featuring Sateen Nomex, expandable waistband, wide shoulders, 360deg arm gussets, lower back gusset, contrast box quilt and trim and inset pockets.

Red, Black and Blue in S, M, L and XL - starting at \$450.00

Simpson Racing Gloves

From the Sportsman grip to the Talon grip, Nomex gloves with soft leather or the Formula Grip leather palms.

Simpson gloves - \$49.95-\$89.95

Simpson Speedway Shark

The Speedway Shark uses Simpsons T-38 Ultralight Titanium reinforced shell design with adjustable air intakes, "gill" vents and stall strips.

Speedway Shark - \$695.00

Simpson VUDO helmet

Simpsons latest advanced technology helmet featuring T-38, Titanium reinforced construction with Virtually Unlimited Downforce Options, allows downforce adjustment on the helmet which, along with the ventilator hood, front chime and chin, curtain defeat lift and buffeting, stabilizing the helmet in high speed airflow environments.

VUDO - \$795.00

Simpson Child Car Safety Seat

Meets or exceeds all applicable motor vehicle safety standards and features durable, machine washable, full-coverage fabric pad, quick adjust harness system, 2-position harness slots and extra thick padding to keep child comfortable.

Car Seat - \$99.95



M3 Extra \$470.00



SR-PRO \$259.00



Fueling II \$865.00



Dominator \$750.00



Vortex \$699.00



M3 \$449.00



BELL HELMETS

Features: Extended Coverage - Impact absorbing FX bead foam liner surrounds your head with protection, Comfort padding, Comfort fit neck pad, Fire-resistant Durvil® fit pad, Kevlar® chin strap.

- Bell's Kevlar Pro Series 2000 Helmets offer the latest in outer shell technology

- Bell's Fiberglass Helmets are constructed of an outer shell utilizing Bell's hand-laid fiberglass with thermo-set resin

NOTE: ALL BELL HELMETS ARE SNELL 00 STANDARD!

ACCESSORIES

Bell SA00/SA95/M95 helmet shields

Vortex, Sport II, M3, AFX-1, XFM-1

Clear Part # 540000170 - \$41.25

Smoke Part # 540000171 - \$41.25

Dark smoke Part # 540000172 - \$44.00

Amber Part # 540000173 - \$44.00

Fog-free clear Part # 540000174 - \$50.50 Fog-free

smoke Part # 540000175 - \$50.50 Fog-free

dark smoke Part # 540000176 - \$53.50

M2, Air extraction, Sport II forced air

Clear Part # 540000178 - \$41.25

Smoke Part # 540000179 - \$41.25

Dark smoke Part # 540000180 - \$44.00

Pivot Kit

Part # 540000019 - \$9.00

Pivot Hex Wrench

Part # 540000020 - \$9.00

Bell Tearoffs

Part # PO-Bell - \$4.00



MAG-5 \$316.00



XFM-1 \$385.00



Sport II \$299.00



M2 \$299.00



Bell Helmet Bags

Black fleece lined bag Part # 540010021 - \$45.00

Red drawstring bag Part # 540010032 - \$7.00

Measurement Conversion Chart

Measurement in Inches	Helmet Size	Measurement in Inches	Helmet Size
21 1/4"	6 3/4	23 1/8"	7 3/8
21 5/8"	6 7/8	23 1/2"	7 1/2
22"	7	23 7/8"	7 5/8
22 3/8"	7 1/8	24 1/4"	7 3/4
22 3/4"	7 1/4	24 3/4"	7 7/8

The circumference of the head should be measured at a point approximately one inch above the eyebrows in front, and at a point in the back of the head that results in the largest possible measurement. See the conversion chart above to help determine the proper size. The sales staff at Truechoice will further assist you after you have made a proper measurement.

FLAMECRUSHER DRIVING SUITS

The New Standard in Driver Suits

Flamecrusher Protek Driving Suits and Crew Uniforms are still available on a special order basis from New Zealand. Flamecrusher suits are professionally designed and tailored to the highest quality standards, providing the ultimate in safety, comfort and style. Please contact us for more information, such as different styles and options, as well as pricing and availability.



PROTEK™ MATERIAL

Flamecrusher 3-layer, FIA approved, lightweight and easy-breathing driving suits are made of the unique Protek™ material, made from wool. This material offers unique features not found in other flame suppressant fabrics. Ask about it!

BIEFFE HELMETS

F1GP Air Concept

- Compo-Tech Lightweight Shell
- Aerodynamics built into shell to reduce lift and buffeting
- Water decal graphics for replicas
- Plush fitting nomex interior
- D-Ring fastener
- Meets or exceeds snell 2000 rating

Part # A097CRX
Replica Helmet - \$579.95
Part # A097CCX
White Helmet - \$484.95



BIEFFE

Predator

- Compo-Tech Lightweight Shell
- Water decal graphics for replicas
- Plush fitting removable nomex interior
- D-Ring fastener
- Meets or exceeds snell 2000 rating

Part # A096CMX
Replica Helmet - \$444.95
Part # A096CCX
White Helmet - \$354.95



Bieffe offers replica colors of the F1 drivers who use their helmets, like Irvine, Diniz, Fisichella, Trulli and Wurz. Call us for more information on these exciting, colorful designs.



Phantom



Racing 2000



Runner Phantom

Momo Safety Gear

Momo fire-resistant clothing has been designed to satisfy both safety and comfort needs. Of course, Momo always stresses the great fashion and fit too! All Momo suits are tested to meet the latest F.i.A. and SFI 3-2A/5 regulations, the other gear is F.i.A. approved. Call us for details on the entire Momo line!

MOMO multi-layer driving suits

R100 Racing 2000 (3-layer)

F.i.A. & SFI 3-2A/5 approved, blue or red - \$499.00

R150 Runner Phantom (3-layer)

F.i.A. & SFI 3-2A/5 approved, red, black, lt blue, blue, navy blue, yellow, gray, green, orange - \$679.00

R200 Glossy Phantom (3-layer)

F.i.A. & SFI 3-2A/5 approved, glossy white or shiny gray - \$829.00

R250 Shadow (3-layer)

F.i.A. & SFI 3-2A/5 approved

Two tone color combinations of:

glossy white/red, glossy white/blue, glossy white/black, glossy white/yellow, glossy white/lt blue, glossy white/green, royal blue, navy, gray, shiny gray, orange - \$819.00

MOMO racing shoes

Exterior in suede leather, fire resistant lining, heat resistant sole, stitching and laces.

R410 Corsa (high top)

red, black, blue, green, yellow and gray - \$199.00

R411 Pista (low top)

red, black and blue - \$179.00

MOMO driving gloves

Nomex III two-layer construction, FIA approved.

R420 Rally Short

Gray suede palm in blue or red - \$69.00

R421 Rally Top

Gray suede palm with additional palm padding in blue, red, yellow, green or black - \$96.00

R422 Formula

Gray suede palm, in blue, red or black - \$99.00

R426 Le Mans

Exterior stitching, brown suede palm in black, red or blue - \$99.00

Neck Supports

Available in Red or Blue - Pricing starting at \$45.00





Sprint 2 ▲

An economical 2-layer suit with an SFI-5 rating features an elasticized nomex fabric in the arm gusset and a special cut in the upper body and shoulder for added comfort.

Part # 108
Sprint 2, Royal Blue, Black,
Red or White
\$399.00

Part # 108X
Sprint 2, All Colors
\$479.00

Sponsor 2 ▶

The Sponsor 2 suit is specially designed for those who want to stand out in a crowd. The excellent cut, the attention to tailoring and the richness of the Nomex III fabric with its shiny finish, which is exclusive to Sparco, make it as much a fashion garment as it is an article of protective clothing. It can be ordered in any color combination.

Part # 112X2
Sponsor 2, All Colors
\$799.00

sparco



Sparco 2 ◀

A stylish and comfortable 2-layer suit designed for maximum comfort and lightweight while still meeting SFI-5 and F.I.A. regulations. The most popular suit in Formula 1.

Part # 112
Sparco 2, All Colors
\$699.00

Part # 112L
Sparco 2, 3-layer, Shiny White
\$799.00



Please Note:

Truechoice has available the entire line of Sparco driving suits and karting suits. Please call us for more information






Sparco Underwear

Undershirt in interlock nomex
Part # 176M - \$79.00

Underpant in interlock nomex
Part # 176P - \$69.00

Socks in Nomex III and available in two versions in two sizes: small, medium, large and extra-large.
Part # 151 Short - \$14.00
Part # 152 Long - \$17.00



Sparco Balaclavas

Single layer balaclava in Nomex III, white smooth fabric.

Part # 144 - Open Style - \$27.00

Part # 145 - Double Eye-hole Style - \$27.00



Sparco Shoes

Made from high quality, super soft leather, with a nomex lining and laces and P7 printed sole meeting all F.I.A. regulations.

Top driver (Far Left) - High-top shoe
Part # 124 - Red, Blue, Black, Green and Yellow - \$169.00

Racing (Above) - Low-top shoe Part # 127 - Red, Blue or Black
\$119.00

Elite (Above) - Mid-top with carbon-look reinforcements on the sides to protect the shoe from damage by the pedals.

Part # 122 - Red, Blue, Black and Green - \$179.00



Sparco gloves

Used throughout the world by most professional drivers, these gloves are made from high-quality materials and are carefully made to achieve a perfect fit, with maximum comfort and protection.

1. SuperPro made in soft calf leather with reinforced palms and knuckles and external stitching around fingers to prevent blistering. Part # 132 - Red, Blue, Black and Yellow - \$110.00

2. Grand Prix suede palm for maximum grip and reinforcing on the knuckles and wrist strap. Part # 137 - Red, Blue, Black and Yellow - \$105.00

3. Profi suede lined palm with reinforcing on the index finger and reinforcing and padding on the palm. Part # 139 - Red, Blue, Black, Green and Yellow - \$95.00


4. Clubman dual layer nomex back. Part # 134 - Starting at \$39.00

Total Restraint Harness Systems Offer Interchangeability


- Features**
- Quick-release Cam Lock buckle design
 - Components available individually allowing the racer to custom-build harness assemblies to exact requirements
 - SFI certified
 - Choice of colors
 - Arm restraints
 - Harness pads



6 Point
- Anti-submarine
clips into
Cam Lock buckle



6 Point Formula Style
- Anti-submarine feeds
through lap buckles and wraps
around shoulder straps



5 Point System
- Anti-submarine
clips into
Cam Lock buckle

Total Restraint Systems modular harness subassemblies allow complete flexibility and make it possible to equip a wide range of cars with a minimum of redesign.

Complete TRS Systems - Available in all 3 styles of mounting hardware

4-Point System - \$193.00 5-Point System - \$210.00 6-Point System - \$217.00 Formula Style System - \$250.00

Add \$90.00 per set of (2) lightweight adjusters (for the shoulder and/or the lap belts) to the complete system price.



Mounting Hardware

Your Choice of 3 Mounting Options; Wraparound, Bolt-in or Clip-in!

1. Wraparound style is used when attaching the belts to a roll bar or other tubing in the vehicle.
2. Bolt-in mounting for a permanent fit.
3. Clip-in mounting uses an eye bolt and spring-loaded mounting tab to provide secure attachment, yet allows easy removal when necessary.




In-stock Colors:
Black, Blue, Red.
Special order:
Green & Yellow.



TRS

Cam Lock Release Buckle

Fully machined from aerospace alloys to exacting standards. The release knob is easy to operate with a gloved hand, but is designed not to be rotated accidentally.



TRS Lightweight Belt Adjusters

These adjusters make adjusting the tension of either the shoulder or lap belts much easier than the standard hardware. Works especially well when in the car!

\$90.00 per set of two

Choose from a wide variety of modular harness components

Shoulder Harnesses

Available with 3" webbing each with your choice of bolt-in, clip-in, or wraparound mounting.

1. Sedan type. Max length 70" - \$55.95
2. Formula type. Max length 38" - \$55.95



Anti-submarine Belts

Three different styles that feature 2" webbing and bolt-in/clip-in mounting hardware.

1. Individual semi-adjustable. Max length Each 39" - \$26.85
2. Dual semi-adjustable. Max length 27" - \$24.50
3. Single semi-adjustable. Max length 25" - \$17.85

Lap Belts

Available with 3" webbing and includes the cam lock buckle. Total Restraint offers two different styles of lap belts, each with your choice of bolt-in or clip-in mounting.

1. Pull down adjustment. Max length 58" - \$141.00
2. Formula Car for 6-point individual anti-submarine belts. (Must be installed to desired length.) Clamp-in hardware supplied. Max length 47" - \$173.00

Arm Restraints

Features strong velcro arm wrap to keep restraint in place. Attaches to harness for easy release on exit. \$39.95



North American Distributor
TRUECHOICE, Inc.

Warning

The effectiveness of this harness is directly related to the way in which it is installed, used and maintained. The user assumes that risk. No warranty, expressed or implied, is made as to its ability to protect against serious injury or death. See instructions for correct installation. If in doubt, consult Manufacturer. Harness should be returned to the Manufacturer for inspection once a year and replaced every two years. Harnesses should be replaced following an accident, or when the webbing or hardware is damaged in any way or does not function properly.



Harness Pads

Increase comfort and reduce bruises resulting from difficult or off-road racing conditions. Accommodates all 3" webbing.

Manufactured from flame-retardant foam and material. \$28.95



Eye Bolt Kit

\$6.00



Different hardware pieces are available to help mount TRS Harness Systems

2" restraint systems and custom designs are available upon request.

FLAMECRUSHER HALON 1211 COMPACT LIGHTWEIGHT SYSTEMS

- Lightweight Compact Systems
- Numerous system designs cover a wide range of applications
- All systems are complete and ready for installation

Fire is the biggest tragedy in motorsports, boating, performance and recreational vehicles. Its strike is sudden, unpredictable and always present. Flamecrusher Halon 1211 Advanced Fire Suppression Systems provide an effective means to fight back, help protect from injury and reduce property damage.



RC550 - RC550E

TYPICAL APPLICATIONS:

- Sprint • Midget • Small Formula & Sports Racers
- Vintage & Collector Cars • Street Rods • Kit Cars



RC1100 - RC1100E

TYPICAL APPLICATIONS:

- Trans AM • Nascar • All Sedan Type Applications
- Vintage & Larger Sports Cars • Off Road
- Stadium Racers • Collector Cars • Street Rods



TT20E & M - TWIN TANK

TYPICAL APPLICATIONS:

- Nascar • WSC • Vintage • Desert Racers
- Drag Racing • Where extra protection is required.

ALL SYSTEMS COMPLETE WITH A FIRE SYSTEM CHECK GAUGE



All Flamecrusher fire suppression systems are equipped with a gauge that indicates the charge level condition.

SPECIFICATIONS

- Material - 300 Series alloy .125" wall thickness
- Fill pressure - 195 p.s.i.
- Burst pressure checked to 900 p.s.i.
- All systems equipped with flexible dip tube
- Mechanical pull cable length 4'(8' available)
- Fire-resistant wire cable length 2'
- Alloy delivery tube length 8'
- 5.5 lb systems have 2 nozzles
- 11 lb. systems have 3 nozzles
- Deluxe battery pack has circuit continuity and battery test mode
- Firing button is aircraft quality
- Approximate discharge is 1 lb. per every 4 seconds.
- Spare hardware parts are available

SPECIFICATIONS AND PRICING

Part Number	Weight Full	Dimensions			System Price	Refill Price	
		Diameter	Length of Bottle	Length of Head			Total Length
RC550	7.25 lbs.	4.75"	6.50"	2.50"	9.00"	\$315.00	\$200.00
RC550E	7.0 lbs.	4.75"	6.50"	2.00"	8.50"	\$490.00	\$285.00
RC1100	13.5 lbs	5.75"	8.75"	2.50"	11.25"	\$446.00	\$345.00
RC1100E	13.25 lbs.	5.75"	8.75"	2.00"	10.75"	\$635.00	\$400.00
TT20M	24.5 lbs.	5.75"	12.00"	1.75"	12.00"	\$754.00	\$616.00
TT20E	24.5 lbs.	5.75"	12.00"	1.75"	12.00"	\$875.00	\$660.00

Prices are current as of publication date, but are subject to change due to market fluctuation. Call for current pricing.

Custom built systems available.



5 lb. "SLIMLINE" FLAMECRUSHER FIRE SYSTEM

This lightweight system is the perfect solution where space saving and weight placement are at a premium. 5 lb of Halon provides a 20 sec. discharge. The bottle has a 600 psi burst pressure and is equipped with a charge level gauge. The slimline system is available in either mechanical or electrical activation.



SPECIFICATIONS AND PRICING

Part Number	Weight Full	Dimensions				System Price	Refill Price
		Diameter	Length of Bottle	Length of Head	Total Length		
RC5SLM	6.5 lbs.	3.25"	12.75"	3.75"	16.5"	\$335.00	\$200.00
RC5SLE	6.5 lbs.	3.25"	12.75"	2.75"	15.75"	\$467.25	\$300.00

HANDHELD PORTABLE FIRE EXTINGUISHER

Great for your race car, where you are not required to use a complete on-board fire system.

FEATURES:

- Vehicle Mounting Plate
- Halon 1211
- UL Approved
- Rechargeable
- Also excellent for Pits, Shop, Boat, or at Home
- Comes with Metal Nozzles

Part# PAH2.5 - Price \$110.00



FIRE SYSTEM ACCESSORIES



AH

EH

PAH



MB



DT



CA



EC



TA

NA

DA

NO



PP



EB

Part #	Description	Price
AH	Activating Head	\$39.00
MB	Mounting Bracket	\$12.00
CA-4	4' Activating Cable	\$26.32
CA-8	8' Activating Cable	\$38.50
DT	Discharge Tubing	\$8.10
EC	Wiring Assembly	\$23.25
EH	Electric Activating Head	\$108.00
PP	Power Pack	\$95.00
PAH	Push Activating Head	\$38.00
TA	Brass Tee Adapter	\$4.25
NA	Brass Nozzle Adapter	\$4.25
DA	Brass Discharge Adapter	\$4.25
NO	Aluminum Nozzle	\$10.00
ET	Electrical Thermostat	\$29.25
EB	Push Button	\$15.85

NOW AVAILABLE! OPTIONAL FITTINGS FOR FIRE SYSTEMS!

Featuring lightweight, easy-to-work with black tubing and quick release, push-to-connect fittings.

Complete Option Add-On Kits
For all 5.5 lb. Systems - \$55.00

For all 11 lb. Systems - \$80.00

Complete Systems with New Lightweight Fittings

RC 550 - \$350.00

RC 550E - \$525.00

RC 1100 - \$510.00

RC 1100E - \$685.00



FIRE SYSTEMS — LIMITED WARRANTY

If in the judgement of Safety Systems, Inc. a product or part thereof be proved defective in material or workmanship within one year from date of original purchase, defects will be repaired or replaced without charge.

To obtain repair or replacement within the terms of this limited warranty, the product must be delivered transportation prepaid to Safety Systems, Inc.

Retail customers are advised that automobile racing is a dangerous sport and products are subject to failure when exposed to the high stresses involved. Safety equipment is related directly to the manner in which it is installed, used, and/or maintained. The user assumes that risk. No warranty or representation is made as to the product's ability to protect from serious injury or death, which may result from circumstances beyond our control.

This limited warranty is in lieu of all other warranties, expressed or implied, and no person or representative is authorized to assume for Safety Systems, Inc. any other liability in connection with the sale of Safety Systems' products.

Fire Bottle & Flamecrusher Systems are Manufactured by Safety Systems, Inc.
North American Distributor TRUECHOICE, Inc.



We can refill your
SPA, LIFELINE and FIRE MARSHALL
Fire System Bottles!

5.5 lb. Mechanical Systems - \$200.00

5.5 lb. Electrical Systems - \$285.00

11 lb. Mechanical Systems - \$345.00

11 lb. Electrical Systems - \$400.00



AFFF FIRE EXTINGUISHER SYSTEMS

Since its introduction and homologation, the SPA Design Firefighter AFFF (Aqueous Film Forming Foam) Fire Extinguisher System has gained an enviable reputation as a market leader in the field of motorsports fire protection.

This non-toxic fire suppression system is now widely used by many of the worlds leading constructors and teams, and offers the competitor the same level of protection whether driving Formula 1, CART, World Championship Rally, American-LeMans Series or SCCA club events.

The SPA LITE AFFF as used in the SPA Firefighter system has worldwide approval in the firefighting industry and is manufactured by a world leader in the firefighting field. When combined with the specially developed SPA Design spray nozzle, a highly-effective, low-pressure (7 bar), fine-mist spray pattern is produced, allowing for fast flame knock-down and fire-out times.



2.25 Electrical
AFFF System
Part # LWE50SR
\$430.00



2.25
Mechanical
AFFF System
Part # LWM50SL
\$319.00



3.375 Electrical AFFF System
Part # LWE755CSR - \$489.00



Electric Halon System 2.25kg
Part # LWE50B - Call for Pricing

3.375 mechanical
AFFF system
Part # LWM75
\$349.00



Mechanical
Halon
System
2.25kg
Part # LWM50B
Call for Pricing



SPA Design racing mirrors

Available with black or white high impact nylon bodies or carbon fiber with flat or convex lenses. All mirrors are supplied with a universal ball end adjustable mount. All SPA Design mirrors meet current FIA regulations.

Saloon mirrors flat lens

GT-series mirrors black or white, right or left - \$67.61

GT-series mirrors carbon fiber right or left - \$128.84

Saloon mirrors convex lens

GTC-series mirrors black or white, right or left - \$86.13

GTC-series mirrors carbon fiber right or left - \$153.99

Formula car mirrors flat lens

F-series mirrors black or white, right or left - \$48.54

F-series mirrors carbon fiber right or left - \$101.92

Formula car mirrors convex lens

C-series mirrors black or white, right or left - \$60.01

C-series mirrors carbon fiber right or left - \$130.08

Sports car mirrors flat lens

SC-series mirrors black or white, right or left - \$154.47

SC-series mirrors carbon fiber right or left - \$241.14

Sports car mirrors convex lens

SCC-series mirrors black or white, right or left - \$160.74

SCC-series mirrors carbon fiber right or left - \$252.74



SPA/Alpha Steering Wheels

Available in sizes to suit most categories in black, red or blue and in leather or suede. Also available with built in shift lights.

240mm flat wheel suede - Part # SW010SBLK - \$139.00

255mm flat wheel suede - Part # SW011SBLK - \$139.00

250mm round wheel suede - Part # SW012SBLK - \$139.00

270mm anatomic grip thin wheel - Part # SW013 - \$139.00



SPA MICRO-DASH

The SPA steering wheel dash system consists of a small steering wheel mounted dash display connected to a small control box via a flexible cord. Both systems are fully upgradeable and come complete with necessary sensors, ready wired harness and comprehensive users manual.


System 1 features:

- Tachometer
- 3-stage integral shift light
- Speedometer
- 1-pressure display
- 1-temperature display
- 6 extra channels available to monitor pressure, temperature, voltage etc.

System 2 has all of the features of System 1 plus:

- Laptimer
 - Performance indicator
 - 4mb of memory built in for future data logging .
- Dimensions: 100mmX75mmX20mm

Part # SPAMINIDASH - Starting at \$1,200



SPA combined tachometer & speedometer

Tachometer including three stage shift light and speedometer features:

- Stepper motor driven needle for high accuracy and definition
- Digital LCD for display of engine RPM or MPH/Km/H and programming menu settings.
- Standing ¼ mile timer including terminal speed and rpm.
- Programmable acceleration timer e.g. 0-60 mph.
- Programmable mid-range timer e.g. 50-90 mph.
- Quartz microprocessor accuracy.
- 3 independently programmable shift points for green, yellow and red shift lamps.
- External sequential light display unit available.
- Peak recall on digital display and needle.
- Low battery warning.
- Fits any ignition system or tach output.
- 1-16 cylinders, 2 or 4 stroke.
- Backlit scale-switchable.
- Digital setting of tire size and trigger points
- Switchable odometer.

Part # SPC-S090 - Tach/Speedometer combined 0-9000 rpm with Black Face - \$349.00

Part #SPC-S090-W - Tach/Speedometer combined 0-9000 rpm with White Face - \$349.00

Other SPA Tachs are available, please call us for more information.



SPA Microprocessor Controlled 52mm Dual Instruments

- Selectable display units for pressure, bar, psi, kg cm2
- Selectable display for temperature, degrees F or degrees C
- Low pressure warning light
- Over temperature warning light
- Backlit display
- Programmable low battery warning
- Digital calibration
- External outputs for warning lights
- Solid machined stainless pressure sensors
- All settings and memory stored without battery power needed
- Maximum values stored and recalls from memory
- All instruments come complete with sensors, wiring loom and comprehensive instruction manual

Oil pressure/water temp. gauge

Part # DG100 - \$249.00

Oil pressure/oil temp. gauge

Part # DG101 - \$249.00

Fuel Pressure/water temp. gauge

Part # DG102 - \$249.00

Water temp./oil temp. gauge

Part # DG103 - \$209.00

Volt meter/water temp. gauge

Part # DG104 - \$199.00

Brake bias dual gauge

Part # DG105 - \$399.00

Oil temp/oil pressure gauge

Part # DG109 - \$209.00

Dual temp. gauge

Part # DG110 - \$209.00

SPA Hand Held Digital Brake Bias Gauge

Features brake bias percentage front and rear, peak pressure recall facility, low battery and sensor fault warnings, solid machines stainless steel sensors. Comes complete with carrying case, all sensors, wiring loom and four way installation kit.

Brake bias dual gauge

Part # DG105

\$399.00



SPA Shift Light and 3-Stage Shift Light

Features digital LCD display of RPM and program settings, microprocessor accuracy, optional backlight facility, low battery warning, fits any ignition system or tach output.

Three stage sequential adds three independent programmable shift light points for green, yellow and red shift lights, peak recall facility, an use sequential light display unit, panel mounted lamps or Alpha steering wheels with shift lights. Both instruments come complete with wiring loom and instruction manual.

Part # SLI112 - Shift Light - \$169.00


Part # SLA112-3 - Three Stage Shift Light - \$199.00





Carbon Fiber Tachs.
4899 Above.

Sport-Comp Tachs.
3910 Left,
3911 Above.



4437

4327

4347

4336

4375

CARBON FIBER GAUGES

Tachometers	PART #	PRICE	Electrical Gauges	
5" 10,000 RPM Monster Tach™ w/ Dial-In Rev limiter and Shift-Lite™	4899	\$254.95	2 1/16"	
3 3/8" 10,000 RPM Monster Tach™	4798	\$139.95	2 5/8"	
Description	Part #	Price	Part #	Price
Fuel Level	4714	\$52.95	4814	\$64.95
Oil Pressure 0-100 psi	4727	\$78.95	4827	\$91.95
Water Temp. 140-280° F	4737	\$60.95	4837	\$73.95
Air Fuel Ratio	4775	\$76.95	-	-
Voltmeter 8-18 volts	4791	\$53.95	4891	\$62.95
Fuel Press. 0-100 psi	4763	\$263.95	4863	\$267.95
Exhaust Gas Temp.	4765	\$145.95	-	-
Intake Temp.	4772	\$286.95	-	-
Mechanical Gauges		2 1/16"	2 5/8"	
Description	Part #	Price	Part #	Price
Boost 30 psi	4703	\$69.95	4803	\$80.95
Fuel Press. 0-100 psi	4712	\$58.95	4812	\$66.95
Oil Press. 0-100 psi	4721	\$57.95	4821	\$66.95
Nitrous Press. 0-1600 psi	4728	\$102.95	4828	\$104.95
Water Temp. 140-280° F	4731	\$83.95	4831	\$100.95
Vacuum 30 in. HG.	4784	\$61.95	4884	\$69.95

PRO-COMP™ ULTRA-LITE® GAUGES

Tachometers	PART #	PRICE	Electrical Gauges	
5" 10,000 RPM Monster Tach™ w/ Redline pointer	3910	\$169.95	2 1/16"	
3 3/8" 10,000 RPM Monster Tach™ w/ Dial-In and Shift-Lite™	3911	\$249.95	2 5/8"	
Description	Part #	Price	Part #	Price
Oil Pressure	4327	\$71.95	4427	\$84.95
Cylinder Head Temp	4336	\$54.95	-	-
Water Temp.	4337	\$54.95	4437	\$66.95
Oil Temp	4347	\$54.95	-	-
Trans. Temp	4357	\$54.95	4457	\$66.97
Clock	4385	\$76.95	4485	\$86.95
Volt Meter 8-18 volts	4391	\$49.95	4491	\$56.95
Fuel Pressure 0-100 psi	4363	\$257.95	4463	\$261.95
Air/Fuel Ratio	4375	\$69.95	-	-
Mechanical Gauges		2 1/16"	2 5/8"	
Description	Part #	Price	Part #	Price
Boost 30 in./20 psi	4301	\$61.95	4401	\$71.95
Boost 30 in./30 psi	4303	\$63.95	4403	\$73.95
Water Pressure	-	-	4407	\$71.95
Nitrous Press. 0-1600 psi	4328	\$95.95	4428	\$98.95



TRUECHOICE CARRIES THE ENTIRE LINE OF AUTOMETER GAUGES!

Be sure to ask about the Autometer Gauge Pods like in the Photo to the left and other Gauge Styles





SOLID STATE MASTER SWITCH

- Fully electronic — replaces mechanical master switches.
- Provides reliable isolation for both battery and alternator/generator in an emergency.

The Armtech Master Switch offers simplified installation — mounts close to the battery, interrupting the ground lead, eliminating long runs of heavy duty cable. Operated by a pair of dash-mounted, switches, plus a flush-mounting, external switch. Includes a safety marshal identification decal.

Armtech Master Switch.
Part # 70BC04 - \$269.00



REV LIMITERS

- Highly effective protection against over-revving
- Highly accurate, offering soft-touch rev limiting with their Intelligent Misfire System
- User adjustable to any speed up to 54,000 sparks per minute

Two simple and easy to install styles — metal clip mounting onto standard ignition coils or panel/bulkhead mount. Full-throttle gearshift unit allows for quick gear changes and improved acceleration.

Armtech Rev Limiter with coil clip mounting.

Part # 15RL01 - \$115.00

Armtech Rev Limiter with flat mounting bracket .

Part # 15RL02 - \$115.00

Armtech Rev Limiter with full throttle gear shift facility.

Part # ARLFG - \$135.00

G-TECH™
performance meter/PRO

ONLY! \$139.95!

How About a Dyno, Skid-pad and a 1/4 Mile Track in a Little Box to Answer Your Performance Questions?!

G-Tech/Pro is an accelerometer-based automotive accessory for measuring performance and safety characteristics of your car. It plugs into the cigarette lighter and mounts to your windshield. If you are looking for hard facts — 0-60 time, 60-0 braking, 1/4 mile E.T., 1/4 mile speed, horsepower and G's — G-Tech will display the results on its high-efficiency 4-digit LED display.

Part # GTECH - Price \$139.95



RACETECH

Racetech's gauges are fitted as original equipment by most British and European race and rally car constructors. All Racetech gauges are hand-built, high-quality instruments designed to withstand the rigours of competition.

2" (52) mm Gauges from RACETECH

Pressure Temperature Gauge
 Pressure - 0-160 psi
 Temperature - 0-120° C
 Part # PT1612 - \$130.00

Oil Pressure/Oil Temperature Gauge
 Oil Pressure - 0-100 psi
 Oil Temperature - 0-140° C
 Part # PT1014 - \$130.00

Oil Pressure/Water Temperature Gauge
 Oil Pressure - 0-100 psi
 Water Temperature - 0-110° C
 Part # PT1011 - \$130.00

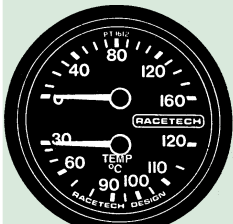
Pressure Gauge
 Pressure - 0-160 psi
 Part # P16 - \$60.00

Fuel Pressure Gauge
 Fuel Pressure - 0-15 psi
 Part # P15 - \$60.00

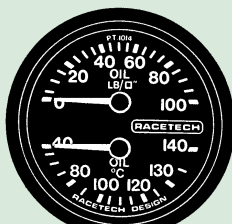
Pressure Gauge
 Pressure - 0-100 psi
 Part # P10 - \$60.00

Water Temperature Gauge
 Temperature - 0-110° C
 Part # T11 - \$80.00


Oil Temperature Gauge
 Temperature - 0-140° C
 Part # T14 - \$80.00




PT1612



PT1014




PT1011



P15




P10



P16



T11



T14



RTT8-4 TACH

3" (80) mm Electronic Tachometer

0-8,000 RPM, Remote Gear Change & RPM Light, Super lightweight, Standard RPM Recall (telltale) and illumination.

Part # RTT8-4 - \$375.00

NOTE: Illumination is available for all gauges. Temperature gauges are fitted with capillary lengths of 7 feet. (9 foot and 12 foot are optional).

Gauge Fittings

TRUECHOICE stocks -3 hose ends designed specifically for direct connection of pressure gauge lines.

Part # 321-03SMP
 \$15.25



STEERING WHEELS



MODEL 1909



MODEL 1920



MODEL 1921



MODEL 1922



MODEL 1922C



MODEL 1924



MODEL 1925



MODEL 1925C



MODEL 1929



MODEL 1930



Full line of Momo race wheels in stock. Available in black suede. Sizes range from 240mm to 350mm sizes, anatomic and round grip.

Model #	Description	Price
1909	330, 350mm, Anatomic grip (Rally, Group A)	\$169.00
1920	260, 270, 280mm, Anatomic grip (Formula)	\$169.00
1921	280mm, 300mm, Round grip (Formula)	\$169.00
1922	250mm, 260mm, Contoured grip (Formula)	\$169.00
1922C	250mm, Contoured grip, Cut top (Formula)	\$169.00
1924	250, 260, 280, 290mm, Anatomic grip (Formula)	\$169.00
1925	270mm, Anatomic grip (Formula)	\$169.00
1925C	270mm, Contoured grip, Cut top (Formula)	\$169.00
1929	270mm, Contoured grip (Sportscar)	\$169.00
1930	320, 340mm, Round grip (Sportscar)	\$169.00
1941	250, 260, 270, 280mm, Anatomic grip w/pad	\$169.00
1905	350mm, Dish Spokes w/holes Red or Black Suede	\$169.00



RACETECH QUICK RELEASE STEERING HUB

This quick-release coupling is used by many F1 and CART/IRL teams and race car manufacturers. A quality product that is exceptionally light weight and machined to exacting tolerances.

Part # RTQ3 Only \$185.00



QUICK RELEASE STEERING HUB

Features a self-contained locking mechanism and a keyed spline for easy wheel orientation. Made from billet aluminum and includes a 4130 stub shaft.

Part # Q-1000 Only \$99.95



ROAD CAR QUICK RELEASE STEERING HUB

This quick release hub can be drilled to match any open center steering wheel like the Momo Model 1909 wheel. It mounts to a 5/8" shaft.

Part # Q-1200 Only \$109.95

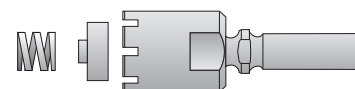


MODEL 1941



MODEL 1905

RENAULT-STYLE STEERING RACK END ASSEMBLY



Available in a 12mm or Standard 3/8"-24 Thread.
Price - \$85.00 each



Rookie

T-Frame

MOMO RACING SEATS

Momo Corse seats have been designed for the most extreme race and rally conditions, while still ensuring the highest amount of driver comfort. The special shape and design ensures that Momo Corse kevlar/carbon and fiberglass seats give the maximum weight savings while still providing great torsional rigidity.

ROOKIE SEATS. This seat is popular for street use and racing. It has many features of the higher priced seats, but at a lower cost.

Colors available: Main Seat Fabric - Black, Blue, & Red.

Part # 1090 Rookie - Fiberglass \$299.00 each

T-FRAME. Tubular steel construction. Thanks to its specially shaped structure, this seat gives a dramatic reduction in vibrations from the car to the driver. Good for all types of racing.

Part # 1095 T-Frame - Tubular Steel \$259.00 each

Colors available: Main Seat Fabric - Black, Blue, & Red.



1000 Lakes Evolution



Acropolis Evolution



Extreme



NASCAR

MOMO RACING SEATS

1000 LAKES EVOLUTION. Available in Fiberglass or Kevlar/Carbon. Excellent for road races, rally, etc.

- Part # 1034 1000 Lakes Evolution - Fiberglass \$580.00 each
- Part # 1035 1000 Lakes Evolution - Kevlar/Carbon \$799.00 each

Colors available: Main Seat Fabric - **Black, Blue, Red & Grey.**
Shoulder Accents - **Grey, Red, Yellow, Black and Light Blue.**

ACROPOLIS EVOLUTION. A larger version of the 1000 Lakes seat, this seat will accommodate a driver heavier than 180 lbs. and taller than 70". Available in Fiberglass or Kevlar/Carbon. An even larger seat, the Acropolis USA is available in fiberglass

- Part # 1054 Acropolis Evolution - Fiberglass \$590.00 each
- Part # 1055 Acropolis Evolution - Kevlar/Carbon \$799.00 each
- Part # 1057 Acropolis USA - Kevlar/Carbon \$590.00 each

Colors available: Main Seat Fabric - **Black, Blue, Red & Grey.**
Shoulder Accents - **Grey, Red, Yellow, Black and Light Blue.**

EXTREME. Excellent seat for improved touring cars and rally cars. Available in Fiberglass or Kevlar/Carbon.

- Part # 1070 Extreme - Fiberglass \$799.00 each
- Part # 1071 Extreme - Kevlar/Carbon \$1,150.00 each

Colors available: Main Seat Fabric - **Black, Blue, Red & Grey.**
Shoulder Accents - **Grey, Red, Yellow, Black and Light Blue.**

NASCAR & TOP NASCAR. An excellent choice for all racing applications with its contoured design to better hold the driver. Available in Fiberglass or Kevlar/Carbon. The Top Nascar seat has the same characteristics as NASCAR, but designed for the larger framed driver. Available in Fiberglass or Kevlar/Carbon.

- Part # 1040 Nascar - Fiberglass \$569.00 each
- Part # 1041 Nascar - Kevlar/Carbon \$699.00 each
- Part # 1045 Top Nascar - Fiberglass \$569.00 each
- Part # 1046 Top Nascar - Kevlar/Carbon \$799.00 each

Colors available: Main Seat Fabric - **Black, Blue, Red & Grey.**
Shoulder Accents - **Grey, Red, Yellow, Black and Light Blue.**

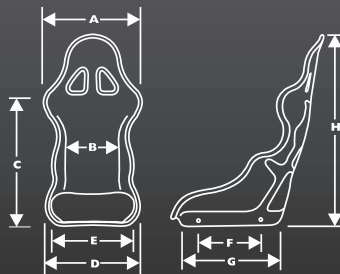
CUP. The Cup is a lower cost fiberglass constructed competition seat good for all types of racing.

- Part # 1086 Cup - Fiberglass \$489.00 each

Colors available: Main Seat Fabric - **Black, Blue, Red & Grey.**



RACE



F - Side Mount Holes
G - Base Holes



Cup

SEAT MEASUREMENTS AND WEIGHTS (See "race" diagram)

SEAT STYLE	A"	B"	C"	D"	E"	F"	G"	H"	WEIGHT
Rookie - Fiberglass	20.9	12.6	23.2	19.3	15.7	13.4	20.9	35.0	12.8 lbs.
T-Frame - Steel Tube	21.3	12.6	22.4	19.7	15.0	13.4	20.5	33.7	17.6 lbs.
1000 Lakes Evo - Fiberglass	22.4	13.4	24.4	18.3	14.8	11.4	19.3	35.0	18.1 lbs.
1000 Lakes Evo - Kevlar/Carbon	22.4	13.4	24.4	18.3	14.8	11.4	19.3	35.0	16.3 lbs.
Acropolis Evo - Fiberglass	23.2	13.4	23.2	20.0	15.3	11.4	19.7	34.6	17.6 lbs.
Acropolis Evo - Kevlar/Carbon	23.2	13.4	23.2	20.0	15.3	11.4	19.7	34.6	16.5 lbs.
Acropolis USA	24.0	14.0	22.8	20.7	16.5	11.4	18.9	34.6	15.4 lbs.
Extreme - Fiberglass	23.0	11.2	26.2	18.5	14.8	11.4	18.7	36.2	15.2 lbs.
Extreme - Kevlar/Carbon	23.0	11.2	26.2	18.5	14.8	11.4	18.7	36.2	12.1 lbs.
Nascar - Fiberglass	21.3	10.2	23.6	17.7	13.8	11.4	19.1	34.1	14.3 lbs.
Nascar - Kevlar/Carbon	21.3	10.2	23.6	17.7	13.8	11.4	19.1	34.1	13.2 lbs.
Top Nascar - Fiberglass	22.6	10.8	24.4	18.7	14.2	11.4	18.1	35.0	15.4 lbs.
Top Nascar - Kevlar/Carbon	22.6	10.8	24.4	18.7	14.2	11.4	18.1	35.0	15.0 lbs.
Cup - Fiberglass	21.8	11.8	22.1	18.9	14.2	11.4	18.1	34.6	13.2 lbs.





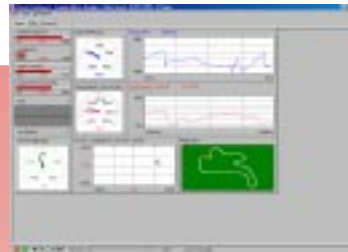
ADL Dash Advanced Dash Logger

Motec ADL Data Logger
Part # M ADL-1
\$3, 257.22

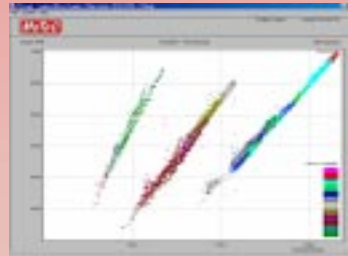
Includes:

- 40 ECU channels through serial port
- 6 analog voltage inputs
- 4 analog temp inputs
- 4 switch inputs
- 2 digital inputs
- 2 speed inputs
- 4 auxiliary outputs
- dash-manager software for Win 95/98/NT/2000
- interpreter software for Win 95/98/NT/2000
- telemetry software for Win 95/98/NT/2000 (requires option enablement to use)
- ADL User's Manual

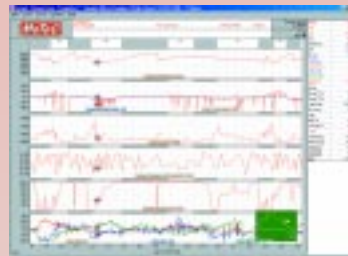
The ADL data logger is fully expandable and upgradeable, weighs less than a pound, and requires no external boxes.



Virtual dashboard



XY plots



Advanced graphing



Thirty definable templates



Six additional overlays

Pro Analysis

We wish you could see these in living color — they're a work of art.

All feature enhancements are field-upgradeable by the user.

Pro analysis adds:

- virtual dashboard
- XY plots
- advanced math functions
- advanced graphing options: 5 params per graph, 6 graphs possible
- 30 definable graph templates
- six additional overlays
- rainbow track mapping
- lap reports

Part # M ADL PRO
\$1,145.93

Caution: knowledge is dangerous. This option could prove the driver's actual ability (or lack thereof).



Rainbow track mapping



Lap reports

MOTEC OFFERS EASY MEMORY AND INPUT/OUTPUT UPGRADES

In base configurations, the Motec ADL ships with 384K of on-board flash memory enabled. For greater logging capacity, the ADL can be upgraded in steps.

Easy to upgrade. Memory chips are already resident in the ADL dash—no hardware installation is involved.

Upgrades are offered sequentially. The first upgrade brings you up to 1MB, after which an additional 1MB is offered, then another 2 MBs can be added, to bring this system up to a total of 4MB.

Memory Pricing

Add 640K memory (to total 1MB)
Part # MADL 1MEG LOG - \$763.95

Add 1MB memory (to total 2MB)
Part # MADL 2MEG LOG - \$763.95

Add 2MB memory (to total 4MB)
Part # MADL 4MEG LOG - \$1,344.95

Inputs/Outputs

30 I/O: Add 8 input/outputs to base set.

- 4 analog volt inputs
- 2 speed inputs
- 2 low-voltage inputs, 0V-1V

Part # MADL 30 I/O \$485.95

50 I/O: Add 20 input/outputs to ADL 30.

- 10 analog volt inputs
- 2 digital inputs
- 4 aux. outputs

Part # MADL 30 I/O \$1,374.95

I/O Upgrade. The 22 I/O connections in the base set can be increased to 50 through upgrades. This chart shows I/O totals in the base set and the two additional upgrades

	Base	30 I/O	50 I/O
Analog voltage inputs	6	10	20
Analog temperature inputs	4	4	8
Digital inputs	2	2	4
Switch inputs	4	4	4
Speed inputs	2	4	4
Low-voltage analog inputs	0	2	2
Auxiliary outputs	4	4	8
Wideband lambda (option)	2	2	2



Realtime Telemetry



Interpreter: Lambda map



Wide-range Air/Fuel Logging

Display air/fuel information graphically

Enable two LSM-11 wide band lambda inputs
Part # M ADL LAM
\$916.74

Call for more information on the hardware connections needed to drive this option.

Telemetry

Telemetry shows engine and vehicle performance in real-time, continuously transmitting multiple data channels (such as lap times, fuel usage, and engine temp) while the vehicle negotiates the track. Telemetric data is invaluable for tuning to the apex of performance, pinpointing when to call a car to the pits, and alerting the team to impending problems.

Call for more information.

Steering Angle

Steer-angle kit w/2pc Sprocket DTM
Part # M ADL SAS 123 DTMK
\$254.46

Steer-angle kit w/2pc Sprocket AS
Part # M ADL SAS 123 ASK
\$339.29

Steer-angle kit w/2pc Sprocket MS
Part # M ADL SAS 123 MSK
\$335.20



Lap Beacon Transmitter/Receiver

1,000-channel IR beacon transmitter Includes cable, angle bracket for 1/4" camera mount. Transmitter sets up on the track.

Part # M ADL BTX
\$625.01

High-perform IR beacon receiver, DTM Receiver mounts in vehicle.

Part # M ADL BRX DTM
\$498.62

Autosport microterm receiver, MS

Part # M ADL BRX MS
\$537.50

Transmitters and receivers offer 1,000 different codes, to avoid conflicts with competitors' beacons.

MOTEC ADL DASH FORMULA FORD KIT

Kit Contains:

- ADL with 384K logging memory, track mapping, single overlay
- CAN cable for PC communication
- Custom Dash wiring harness with Raychem shrink
- Beacon Transmitter 1000 channel
- Beacon Receiver
- Steering angle kit
- Pressure transducer for Oil pressure, 1/8 npt
- Pressure transducer for fuel pressure , 1/8 npt
- Pressure transducer for brake pressure, and dash 3 fitting
- Dash control switches on coiled cord, mount to panel or steering wheel
- Accelerometer, single axis
- Throttle Position sensors (one of each rotation)
- Oil temp sensor
- Water temp sensor
- Hall sensor for engine rpm
- 3.5 inch trigger wheel for engine rpm
- Hall sensor for wheel speed
- Software CD Rom
- Manuals
- Wiring diagram
- Harness has connector for optional multistage shift light kit
- Harness has connector for unused voltage inputs

Part # - M ADL FF KIT List Price \$6945.00

Please call for pricing on other car kits.

Pi System 1 - In addition to your car's gauges



Pi System 1 is an excellent addition to the vintage race car.

Features:

- Expanded Memory
- RPM, wheelspeed, steering, throttle, engine and suspension sensors (depending on kit)
- Gear-change light
- Beacon kit (10 channel)
- Installation kit

PERFORMANCE DATA

- Lap or stage times
- Corner and straight line speeds
- Speed and RPM graphs
- Exhaust gas temperature.

ANALYSIS FEATURES

- Club Expert super PC software
- Circuit maps
- Segment time comparison
- Overlay of speed and RPM traces
- Telltale report by lap

Pi System 1 is a compact data logger which can be used in addition to the standard instrumentation on a vehicle. This system is popular with many club single seater series competitors and is proven to be the most capable data logger for its size on the market. With 6 integral channels and 6 analog sensor channels, System 1

provides a level of analysis which would have been used in F1 only a few years ago, at a fraction of the price. System 1 has speed and RPM inputs as standard, and monitors lateral g, ambient temperature and battery voltage internally. The system is small enough to allow a wide variety of installations and can operate from a small rechargeable battery.

Club Expert super software is included with Pi System 1. For details see the information in this catalog that explains Club Expert super.

Pi Mini Dash - Optional Display for System 1 an Club Expert Software

The Pi Mini Dash is an optional display for use with Pi System 1 and Club Expert super PC software. The mini dash enables drivers to see their lap times while driving. In addition, the driver can view any of the loggable channels and switch between these channels during an outing. When the vehicle is stopped, the Mini Dash displays the fastest lap time of the outing.

Installation of the Mini Dash is simple, with fittings provided to mount it onto the steering wheel and a communication lead to connect the dash to the expansion port of a System 1 logger.

Pi System 1 Price List

Club Vintage Starter Kit

Includes System 1 logger, wheelspeed sensor, RPM box, monster beacon kit, car installation kit and Club Expert super software. **\$2,000.00**

System 1 Car Starter Kit

Includes System 1 logger, expanded memory, wheelspeed sensor, RPM sensor, 10-channel beacon kit, car installation kit and Club Expert super software. **\$3,560.00**

System 1 Upgrade to C-Dash Car Users

RPM box replaced by A C-Dash unit. Includes interface loom **\$3,560.00**

Pi Mini Dash

Note: Existing System 1 systems will need to be upgraded to use the mini dash. This upgrade is free of charge **\$355.00**

Pi C-Dash Upgrade

System 1 users can upgrade their system to accept the Pi C-dash compact electronic instrumentation (dashboard) and data logger. See section on C-Dash. **\$1,300.00**

Please see the Pi System Accessories Price List for further pricing of upgrades, accessories, individual sensors, spare parts, etc.



The C-Dash

A Cost-Effective Replacement for Traditional Vehicle Instrumentation.

The C-Dash is designed to replace the normal set of analog instruments in a vehicle. The C-Dash uses 7-segment LED displays which can also be used to display values directly from sensors or from a Pi System. The C-Dash also has a number of individual bright LEDs which can be used as alarms and gear-change lights.

Used on its own, the C-Dash can display speed, RPM, temperatures, pressures and beacon information from sensors mounted on the vehicle or from the car's ECU (Electronic Control Unit) stream. When used in connection with a Pi System 1 data logger, the C-Dash becomes the visual display for the data system.

The C-Dash is controlled by two remote buttons, which are used to set parameters and acknowledge alarms.

Specifications

Supply Voltage	7-16V
Supply Current	200mA at 12V
Operating Temperature Range	+10°C to +60° C
Dimensions	4.33" x 2.68"
Weight	225 grams

C-Dash Price List

C-Dash Kit

Includes C-Dash unit, wiring looms, button kit, temperature sensor, pressure sensor, RPM sensor and C-Dash user guide. **\$1,295.00**

C-Dash Speed Kit

Includes C-Dash Kit, wheelspeed sensor and a 10-channel beacon receiver **\$1780.00**

Pi System 2 - Integrated Dashboard & Data Logger

Features:

IN-CAR PERFORMANCE DATA

- Lap or stage times
- Corner and straight line speeds
- Gear change light
- Latched speed at any point

IN-CAR ENGINE DATA

- RPM bar graph
- Alarm warning
- Real-time display
- Telltales of max/min values

ANALYSIS DATA

- Expert plus PC software
- Circuit Maps
- Segment time comparison
- Overlay of speed and RPM traces
- Telltale report by lap



Pi System 2 is an integrated dashboard and data logger which provides a neat replacement for a range of analog gauges. The dash displays engine and performance information as you are driving the vehicle and records it for more detailed analysis in the pits.

The dash monitors engine RPM, speed, lap times, oil and water temperatures, oil and fuel pressures, lateral g (for mapping), battery voltage and air temperature. There are also two user channels which can monitor steering and throttle values, temperature of a gearbox and differential, exhaust gas temperatures, or suspension movements. In the event of an out-of-threshold pressure or temperature value an alarm light and warning message is triggered.

System 2 users have found it invaluable to be able to analyze their performance with Club Expert plus analysis software in the pits, decide on changes to the car or driving style and then monitor corner speeds and lap times on a subsequent outing.



PC Software

Club Expert plus software is included with the Pi System 2 Dash Kit and System 2 Basic Kit. For details on the software system see the information in this catalog that explains Club Expert plus.

Pi System 2 Price List

System 2 Dash Kit

Includes System 2 dash/logger with backlighting, wheelspeed sensor, RPM sensor, 2 temperature sensors, 2 pressure sensors, loom, installation kit and user guides. **\$2,850.00**

System 2 Basic Kit


Includes System 2 dash kit plus 10-channel beacon kit **\$3,740.00**

Please see the Pi System Accessories Price List for further pricing of upgrades, accessories, individual sensors, spare parts, etc.

Pi System 2 dominates the Market for Integrated Dash and Data Loggers.

CLUB EXPERT SUPER PC SOFTWARE

All of the features of Expert plus.



MULTIPLE OVERLAYS - Now you can see the whole outing! This function allows you to identify where drivers are inconsistent or trends are occurring during the outing. Fastest lap is highlighted in a contrasting color.



SETUP SHEET - This allows you to get rid of all those sheets of paper and put the important information against the outing as a permanent record. The setup sheet also allows you to create your own fields for information unique to yourself and gives your mechanic a printed setup sheet to work from.



RUNNING SHEET - The running sheet gives the team all the setup information for number of outings at a glance. With a datum setup as a base line, the effect of changes can be quickly analysed and acted upon.



Map Report



% OF LAP TIME - Expert Super lets you get rid of slow and misleading laps which can effect your graphs and reports by allowing you to change the % difference from the fastest lap to between 100.5% and 105%.

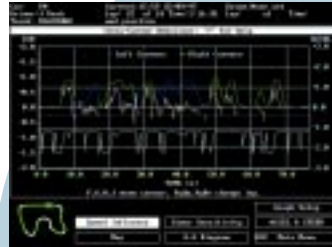


HISTOGRAM
BEACON MOVE - Ever place the beacon in the wrong place? Now there is an answer! Expert Super allows you to move the beacon to the same place as in previous outings and then creates new data preserving your original outings.

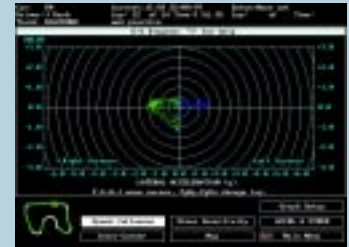
NEW PRINTER DRIVER - Expert Super now has a printer driver for the new Canon BJC-240 color bubble jet printer allowing more freedom of choice when selecting your printer.

Upgrade cost - \$535.00

PI SYSTEMS CORNERING ANALYSIS PROGRAM



Intra-corner graph



The G-G diagram



Animation feature



Speed influence graph

CORNERING ANALYSIS PROGRAM - Provides additional graph functions for Club Expert super software. The graphs relate to vehicle handling, cornering balance and cornering symmetry and can be used to determine understeer and oversteer characteristics. The software is sold complete with a half-day training course at PI (or relative agent - Truechoice) **Price \$270.00 (DOS Version)**

PI RESEARCH CLUB EXPERT super WINDOWS® SOFTWARE



CLUB EXPERT plus SOFTWARE for WINDOWS®

This software option provides a full Windows implementation of the Club Expert super software package. Among a number of additional features, the Windows version provides additional System 1 setup options and the ability to print to any windows-compatible printer.

Price \$890.00

PI SYSTEM CLUB 1 & 2 - Accessories Price List

Pi System Accessories

Remote gear change light (System 1 & 3)	\$75.00	Temperature sensor, Oil/Water temp	\$120.00	Dual wheelspeed connector loom (System 2)	\$200.00
Remote gear change light (System 2)	\$75.00	Exhaust gas temperature probe (thermocouple)(System 2)	\$200.00	Computer lead	\$90.00
Remote button kit (System 2 dash)	\$120.00	Thermocouple amplifier (System 2)	\$170.00	Computer lead extension (9 way-9 way)	\$90.00
Remote alarm kit (System 2 dash)	\$75.00	Throttle potentiometer, 10mm	\$135.00	Remote download loom (DIN-DIN, 1m)	\$85.00
Backlighting (System 2 dash)	\$535.00	Suspension potentiometer, 50mm	\$375.00	Remote download loom (DIN-DIN, 3m)	\$85.00
10 channel Beacon kit (System 1, 2 & 3)	\$890.00	Suspension potentiometer, 75mm	\$375.00	Documentation	
10 channel beacon receiver	\$580.00	Suspension potentiometer, 100mm	\$375.00	System 1 user guide	\$45.00
10 channel beacon transmitter	\$330.00	Suspension potentiometer, 125mm	\$375.00	System 1 performance guide	\$30.00
Pi Mini Dash (System 1 & 3)	\$355.00	Suspension potentiometer, 150mm	\$375.00	System 2 user guide	\$45.00
System 1 car installation kit	\$445.00	Potentiometer, 90 degree, sprung (System 2)	\$145.00	System 3 user guide (hardware)	\$45.00
System 1 Logger Box (Expanded Memory)	\$1,335.00	Steering potentiometer, 360 degree (System 2)	\$190.00	Club expert super PC software guide	\$45.00
System 2 loom installation kit	\$165.00	Potentiometer interface box	\$170.00	V6 user guide	\$65.00
Orange connector box (pair, 18-way)(System 1)	\$20.00	Looms & Cables		Hardware Upgrades	
Dryfit Battery, used to power System 2	\$70.00	Type B sensor lead (2 pin)(System 1)	\$20.00	System 1 expanded memory option	\$270.00
Battery Charger Unit.	\$65.00	Type B sensor lead (3 pin)(System 1)	\$20.00	Software Upgrades	
Pi System Sensors		Type B pressure sensor lead (2 spades)(System 1)	\$20.00	Club expert or expert plus to expert super (DOS)	\$535.00
Wheelspeed sensor, active	\$145.00	Loom (System 2)	\$530.00	Any Club DOS software to expert super Windows	\$300.00
RPM box		Dash-loom extension lead, 0.5mm (System 2)	\$165.00	Corner Analysis Program	\$270.00
Pressure sensor, standard 0 to 120 psi (System 2)	\$145.00				
Pressure sensor, 0 to 40 psi	\$180.00				



TRAK PACK RACING SOFTWARE



GEARS SCREEN

A new software package from BDi will change the way you view racing software. Track Pack is NOT a database front-end or a spread sheet, but rather a powerful stand-alone Windows® program that was written specifically for racing. Track Pack is used in the US, Japan, South Africa, Brazil, England, and New Zealand at every level of racing.

Track Pack includes:

TIMER - The only PC based lap timer accurate to a 1/1000 of a second. Track Pack shows intervals from your car to three of your competitors, times up to 2000 laps per car or a 24 hour race

FUEL CONSUMPTION - It immediately updates fuel consumption with every lap and displays your fuel reserve in laps, gallons and miles.

SETUP NOTES - Setup notes could not be simpler. Once you have entered the basic setup for the car, you only need to enter what you have changed on the car. Your previous session's setup notes are automatically forwarded to each new session. It records all the standard chassis setup information and 2 pages of your own notes.

GEAR RATIOS - Track Pack includes a comprehensive gear ratio program which allows you to optimize your gearing by selecting ratios from your own inventory. Your inventory can be created from scratch or from the manufacturer's inventory sets. Gears are selected from drop down lists with a click of the mouse. No more "tab" or "backspace" keys. Instantly updates RPM drops and MPH.

Unlike other racing programs, all information from a session is saved as a single file! Track Pack is incredibly intuitive. If you use Windows, you can install this program and use it instantly. On-line help is only a keystroke away. Track Pack also makes an excellent companion to any data acquisition or telemetry system.

Free Demos are available at "www.moontower.com/bwc/bdi.html" or from Truechoice.



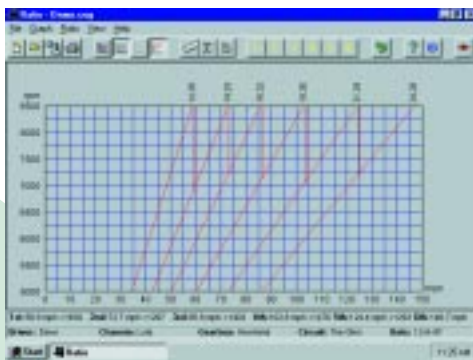
TIMER SCREEN



SETUP SCREEN

Part# TrakPack 1.0 TrakPack racing software \$129.95

RATIO GEAR CALCULATION SOFTWARE FOR WINDOWS



Ratio is a Windows® based software program designed for car, motorcycle and kart racing environments. Ratio is a valuable tool for calculating optimum gear ratios for maximum vehicle performance. The Ratio software is very versatile allowing gearing calculations according to numerous input parameters - e.g. differential gearing, tire diameter, units of measure, etc.

Ratio allows the user to save "input" data and graphs to a file. This enables a database of configurations to be recorded and stored for easy reference. In addition, user charts and associated gearing data may be printed to a suitable printer.

The on-screen display is multi-configurable according to viewing preferences, for both color and line type styles.

Part# Ratio95V1.1 For use with Windows 95/98 \$69.95



RACE TEAM MANAGER

A Windows® program for all the aspects of racing successful teams MUST manage!

Oval, Road, & Motorcycle Racing Multiple Vehicles & Sanctioning Organizations.

Automatic Lap Timing via keyboard.

Complete Set Up records matched to Session details-Weather, Track Conditions, etc.

Set Up calculations: Weights & Tire Temps, Distribution, Fuel Use, Lap Times/ MPH - Total, Average, Range, Best.

Gear Calculations: All ratios, Chart, Sets Inventory, Driving Strategies, Visualization Exercise.

Competitors' Times & Season Points: Maintenance, Log/Schedule, Checklists, To-do Lists, Troubleshooting Guide, Spare Parts Inventory, Bank Account, Sponsor Letters, & More.

Flag-winning setups for instant recall.

Turn off setup fields you don't use.

User defined fields in all set up areas.

Creates blank setup forms (if needed).

104 standard reports, 32 page manual..

Free telephone support.

Requirements: Windows 3.x or Windows 95/98

4 Megabytes of hard disk space.

Part# RaceTeamManager Basic \$100.00

Part# RaceTeamManager Professional \$150.00

Professional version will interface with Longacre's Hot Lap Timer. See Longacre section in this catalog.



HAWKER ENERGY SEALED BATTERY SYSTEMS WHEN QUALITY COUNTS!

The need for a dependable power supply is vital. Hawker Energy's "SBS" range of sealed rechargeable batteries uses the most advanced technology to provide a reliable, clean and safe source of power. The unique materials and manufacturing techniques ensure an unparalleled combination of high density, high reliability power.

Originally designed to be used as the main battery for emergency power and engine starting onboard aircraft, the SBS range is ideally suited for race car applications.

Unlike most sealed lead acid batteries, which use a lead-calcium alloy for the main current carrying grid, the SBS products are constructed of pure lead grids. As a result, the rate of grid corrosion and grid growth (the two main limiting factors of battery life) is significantly reduced. The other benefit that the pure lead grids bring is a reduced rate of "self-discharge" which means an increased shelf life between freshening charges.

Compared to normal sealed lead-acid batteries, they offer much higher performance, especially for high-current discharge requirements.

- Very thin plate design—exceptional high rate performance.
- No free electrolyte—no risk of spillage; can be operated at any attitude.
- Non-hazardous freight classification—can be shipped by air, or ground, as unrestricted freight.
- Flame retardant ABS case.

SBS 15 AMP/HR
\$179.95

SBS 40 AMP/HR
\$290.95

SBS 30 AMP/HR
\$240.95

SBS 60 AMP/HR
\$320.00



TYPE	VOLT	AH	CA	L"	W"	H"	WT
SBS15	12	14	156	7.9	3	5.8	11 lbs.
SBS30	12	25	274	9.8	3.8	6.5	20 lbs.
SBS40	12	36	410	9.8	3.8	8.5	28 lbs.
SBS60	12	50	629	9	4.8	10	39 lbs.

HAWKER GENESIS EP SERIES

FIRE RETARDANT SHELL

12 Volt - 16 Amp Hours

7" L x 3" W x 6.5" H

Weight: 13 Lbs.

Part # 0769-2007 \$99.00



BATTERY MONITOR



The Martel Battery Monitor is designed to be a simple, low-cost and yet very accurate meter for monitoring 12 volt power systems. This unit is simple to connect and has protection circuitry that makes it virtually impossible to damage the unit.

Part # DBM-12 Price \$56.95

CHAMPION ILLUMINATED SPARK PLUG VIEWER



This plug viewer features illuminated 10x magnification to provide the engine tuner an accurate means to precisely read spark plug insulation and electrodes. Lens is deeply shrouded to eliminate unwanted peripheral glare. Requires two "C" batteries (Not included).

Part # CT456A - Price \$51.95

JUMP PLUG

Anderson Plug

Part # SY6325G1 - 175 AMP - \$13.00 each

Part # 4-6319G1 - 50 AMP - \$7.95 each

HANDLE FOR 175 AMP PLUG

This durable plastic handle bolts directly to (SY6325G1) 175 Amp plug. This handle lets you disconnect the 175 Amp plug with minimal effort.

Part # 995G1 \$8.50



KILL SWITCH

Battery cut-off switches.

Part # 41860 Kill Switch \$19.95

Part # GE55 Master Kill Switch with Alternator Protection \$45.95

Part # KEY54 - Spare Key - \$3.00

BUTTERFLY TYPE KILL SWITCH

Vintage Lucas Style.

Part # SSB-106 - Price \$41.95



SWITCHES (Aircraft Quality)

Part# MS1TL1-3	Toggle Switch	\$27.00
Part # MS2TL1-1	Toggle Switch DPDT	\$40.00
Part # 41840	Push Button Switch	\$8.00
Part # NAS5532	Toggle Switch Cover Red	\$8.00
Part # 5582	Toggle Switch SPST for Ignition, Lights, Fuel Pump, etc.	\$8.00
Part # 41750	Toggle Switch Boot - Prevent moisture, dust and dirt with this cone-type switch cover	\$4.40



MAGNECOR®

THE IMPORTANCE OF EMI SUPPRESSED IGNITION WIRES ON COMPETITION ENGINES

Suppressed ignition wires are essential for engines using computer controlled management systems and electronic accessories. EMI emitted from ignition wires will cause tuning and other frustrating problems with on-board electronic equipment that are time-consuming to trace. Often, temporary "fixes" are used to work around problems that can be solved by simply installing EMI suppressed ignition wires.

Despite claims, "low-resistance" spiral conductor ignition wires will not suppress EMI, and some offer only limited-life suppression by nature of the use of conductive coatings over sparse conductor windings. Independent tests have shown **no** "low-resistance" spiral wires for which a horsepower gain is claimed do in fact increase horsepower.

Magnecor Race Wires are specifically designed and constructed to conduct full output from the most powerful ignition system without EMI and RFI emissions and have been extensively used worldwide since 1986 to prevent interference to on-board electronics and communication equipment used on both competition and street vehicles.

Magnecor Race Wires sets eliminate the need to mess around cutting, stripping, terminating and booting "universal" wires. Ready-to-fit wire sets can be ordered in either stock lengths for almost any engine ever made, or in lengths and styles that best suit your application.

EMI SUPPRESSED RACE WIRES

KV85 Competition Ignition Cable Sets:

All use 8.5mm diameter cable with Magnecor's exclusive 2.5mm Metallic Inductance EMI Suppressed Conductor. Cable jacket is formulated from extreme temperature high-strength aerospace silicone rubber to dissipate heat away from sections exposed to extreme temperatures.

For additional heat resistance and extra insulation specify:

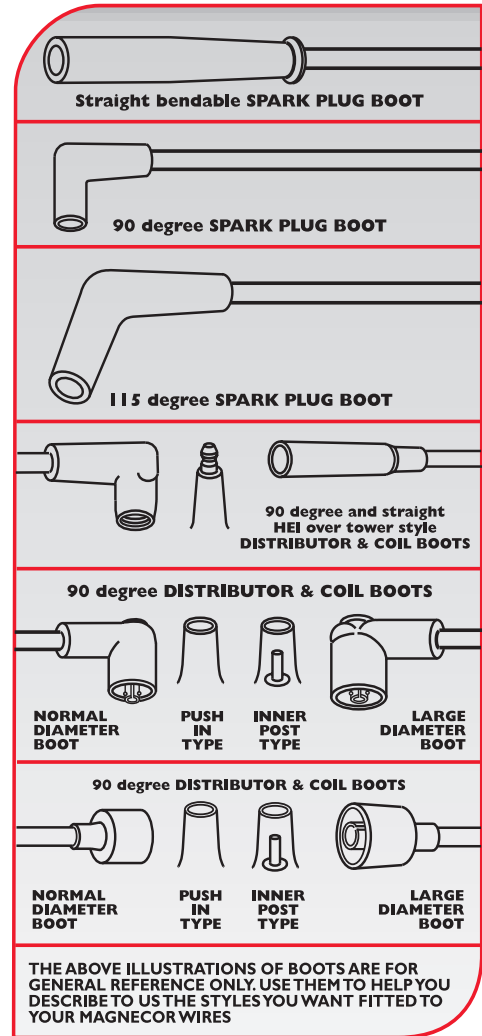
R-100 Racing Ignition Cable Sets

(10mm diameter)



PARTIAL LISTING OF MAGNECOR OEM IGNITION CABLE SETS

APPLICATION YEAR/MODEL	8MM PART#	8MM PRICE	8.5MM PART#	8.5MM PRICE	APPLICATION YEAR/MODEL	8MM PART#	8MM PRICE	8.5MM PART#	8.5MM PRICE
BMW					1992-95 CIVIC SI, EX (VTEC)	40216	\$89.95	45216	\$112.95
1992-98 318, ti, Z3	40247	\$93.95	45247	\$108.95	1996-98 CIVIC ALL	40216	\$89.95	45216	\$112.95
1988-91 E30 M3	40260	\$114.95	45260	\$194.95	1993-96 PRELUDE (VTEC)	40188	\$67.95	45188	\$94.95
1962-83 ALL					1992-96 PRELUDE SI, SE, & SR	40172	\$62.95	45172	\$87.95
4 CYLINDER 320/2002	40295	\$47.95	45295	\$70.95					
1985-91 325e, 325i	6067	\$61.95	6567	\$105.95	MAZDA				
CHEVROLET					1990-99 MIATA	40168	\$69.95	45168	\$75.95
1993-97 CAMARO LT-1	80143	\$68.95	85143	\$121.95	1993-96 RX7	40287	\$58.95	45287	\$63.95
1992-96 CORVETTE LT-1	80145	\$66.95	85154	\$127.95	1986-92 RX7 NON TURBO	4076	\$37.95	4576	\$68.95
DODGE					1979-85 RX7	4002	\$41.95	4502	\$71.95
1996-98 VIPER GTS	1011	\$115.95	1511	\$161.95	MERCEDES BENZ				
1992-96 VIPER RT/10	1009	\$104.95	1509	\$151.95	1985-93 190E 2.3/2.5 16V	40230	\$64.95	45230	\$82.95
1997-98 VIPER RT/10	1011	\$115.95	1511	\$161.95	PORSCHE				
1995-98 NEON DOHC	40231	\$57.95	45231	\$66.95	1983-89 924, 944, & 944 TURBO (EXC. S & S2)	40192	\$43.95	45192	\$63.95
1994-98 NEON SOHC	40223	\$59.95	45223	\$67.95	1985-89 911 3.2 LITER	60108	\$109.95	65108	\$134.95
FORD					1965-83 911, 930, 914-66098	\$68.95	6594	\$125.95	
1996-98 MUSTANG GT 4.6 SOHC	80220	\$129.95	85220	\$171.95	VOLKSWAGEN				
1996-98 MUSTANG COBRA 4.6 DOHC	80225	\$269.95	85225	\$307.95	1975-98 RABBIT, GOLF, GTI, JETTA, SCIROCCO 8V.	4019	\$35.95	4519	\$54.95
1986-95 MUSTANG 5.0	80149	\$70.95	85149	\$127.95	1986-91 GOLF, GTI, JETTA, SCIROCCO 16V.	40126	\$121.95	45126	\$143.95
HONDA									
1994-98 ACCORD 4CYL (VTEC)	40216	\$89.95	45216	\$112.95					



HOW TO ORDER MAGNECOR EMI SUPPRESSED RACE WIRES

Magnecor Race Wires can be ordered a number of ways:

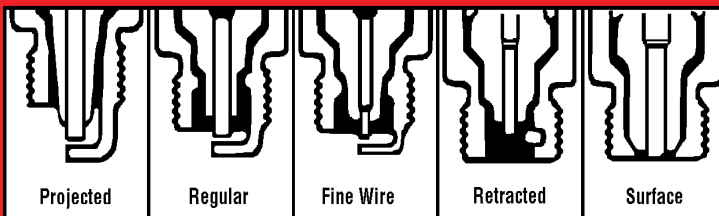
1. A complete set of ready-to-fit wires to replace original equipment wires. Magnecor makes sets for almost every engine ever made (advise coil wire length if coil has been moved, also coil brand and type if coil is not original).
2. A set of ready-to-fit wires with spark plug and/or coil wires made to overall lengths (your choice) different to original equipment lengths. These wires will come with the original equipment connectors (or improved versions) exclusive to your Japanese or European engine at each end (advise coil brand and type if not original).
3. A set of wires, or individual wires, to fit engines not needing exclusive spark plug connectors. We need to know the wire lengths for your engine and the style of boot you want at each end of wires - the chart above shows only a sampling of the styles available. The measurement we need for overall wire lengths is the length measured from the tip of the metal spark plug terminal to the tip of the distributor/coil terminal.

RACING PLUG WIRE PRICING

There are over 2400 spark plug wire combinations with Magnecor. Please let us know of your needs and we will build a custom set for your application.

Due to the huge number of combinations, prices will be quoted per application at competitive rates for your performance dollar.

Truechoice highly recommends these wires to be used in conjunction with all electronic components listed in this catalog!



HEAT RANGE CHART HI-PERFORMANCE SPARK PLUGS

C Series 14mm .750 Reach 5/8" Hex

Range	Projected	Regular	Fine Wire	Retracted	Surface
Hot	796/C63YC	691/C63C			
	794/C61YC	785/C61C	688/C61		
	792/C59YC	771/C59XC	687/C59	696/C59R	
	791/C57YC	769/C57CX	686/C57	690/C57R	C57VC
Cold		767/C55XC	693/C55	695/C55R	C55VC
		765/C53XC	692/C53	689/C53R	694/C53VC

G Series 10mm .750 Reach 5/8" Hex

Range	Projected	Regular	Fine Wire	Retracted	Surface
Hot		654/G59C		696/G59R	
		653/G57C		658/G57R	
		652/G55C		657/G55R	
Cold		651/G53C		656/G53R	709/G54V*
					650/G52V*

J Series 14mm .375 Reach 13/16" Hex

Range	Projected	Regular	Fine Wire	Retracted	Surface
Hot		841/J8C			
		10/J12YC	823/J6C		
			825/J4C		
Cold		835/UJ81C			

L Series 14mm .500 Reach 13/16" Hex

Range	Projected	Regular	Fine Wire	Retracted	Surface
Hot		811/L82C			
		807/L78C			
		821/L77JC4			
			678/QL57		833/L78V*
Cold				677/OL55	831/UL77V*
				676/OL53	827/L76V*

N Series Special Drag Race Plugs

Range	Top Fuel and Alcohol	
Hot	760/N63YD	675/N63DR
	699/N61YD	674/N61DR
	742/N59YDR	673/N59DR
Cold		723/N57DR

S Series 14mm .708 Reach Conical Seat 5/8" Hex

Range	Projected	Regular	Fine Wire	Retracted	Surface
Hot	685/S59YC	683/S59C			
	684/S57YC	682/S57C			
		681/S55C			
Cold		697/S53C			

V Series 14mm .460 Reach Conical Seat 5/8" Hex

Range	Projected	Regular	Fine Wire	Retracted	Surface
Hot	672/V59YC	670/V59C			
	671/V57YC	669/V57C			
Cold		668/V55C			

A Series 12mm .750 Reach 11/16" Hex or 18 mm Hex

Range	Projected	Regular	Fine Wire	Retracted	Surface
Hot		662/A59C			
		661/A57C		667/A57R	
		660/A55C		666/A55R	664/A55V*
		659/A53C		665/A53R	663/A53V*
Cold				707/A51R	
				706/A50R	

This is a sample range of Champion's popular racing plugs. We carry the entire line of plugs. Please call for details.

Engine Type	Suggested Spark Plug	Engine Type	Suggested Spark Plug
Lotus Twin Cam	C59R C57CX	Nissan V-6	C63YC C57YC
Alfa Twin Cam	C59R C57CX	Small Block Chev	Iron Heads/V4C V59C V57C All Heads/C63C C57CX C63Y C57YC
Push Rod English Ford	N67YC	Big Block Chev	V59YC V57YC
BMC A Series	C59C C57CX C59YC	Ford V-8	S59C S55C
BMC B Series	C59C C57CX C59YC	Triumph TR Series	TR '68-'81/C63YC to C57YC Up to '67/L822YC
Cosworth SCA	10mm/G56R 14mm/C57R	Rotary Mazda	Earlier Types/C55C C53C
FVA, FVC	C57R	GM V-6	RSS9YC S59YC S59C
DFV	G57R G54V/Later Models	Buick V-6 ARS	V59C V59YC
BDA, BDG	C57 C55	Formula VEE	L822YC
F/F 1600 Kent	C61	Sprint Car Alcohol	A59C A57C RA6HC
VW Super Vee	C59 C57	Porsche 4, 6, 8 Air Cooled	4 Cyl/L82YC L57C, 6 Cyl/C59 C57, 8 Cyl/C63YC
Olds Quad 4	C59C C57CX		
Toyota Atlantic	C55C	440 Snow Mobile	C57CX

CHAMPION SPARK PLUGS PRICE LIST

Part #	Price	Part #	Price	Part #	Price	Part #	Price
A50R	\$11.00	C55R	\$6.50	G53C	\$4.50	QL53	\$4.50
A51R	\$11.00	C57	\$4.50	G53R	\$11.00	QL55	\$4.50
A53C	\$5.00	C57CX	\$4.50	G54V	\$8.00	QL57	\$4.50
A53R	\$16.00	C57R	\$6.50	G55C	\$4.50	S55C	\$4.50
A53V	\$5.00	C57YC	\$3.60	G55R	\$11.00	S57C	\$4.50
A55C	\$4.50	C59	\$4.50	G57C	\$4.50	S57YC	\$4.50
A55R	\$11.00	C59C	\$4.50	G57R	\$11.00	S59C	\$4.50
A55V	\$5.00	C59R	\$6.50	G59C	\$4.50	S59YC	\$4.50
A57C	\$5.00	C59YC	\$3.60	L78C	\$1.60	V55C	\$3.50
A57R	\$11.00	C61	\$4.50	L77JC4	\$2.25	V57C	\$3.50
A59C	\$5.00	C61C	\$4.50	N61DR	\$3.50	V57YC	\$3.50
C53	\$4.50	C61YC	\$3.60	N61YD	\$4.80	V59C	\$3.50
C53C	\$4.50	C63C	\$4.50	N62DR	\$2.00	V59YC	\$3.50
C55	\$4.50	C63YC	\$3.60	N63DR	\$3.50		
C55C	\$4.50	G52V	\$8.00	N63YD	\$4.80		

PRICING IS PER SPARK PLUG



1.800.388.8783 FAX 614.876.9292
www.truechoice.com E-mail - info@truechoice.com

MSD IGNITION



MSD IGNITION BOX 6200

The MSD 6A will work with virtually any vehicle as long as it has a 12-18 volt electrical system. You can trigger the MSD 6A using breaker points, a magnetic pickup or the output of an electronic amplifier. All the necessary parts and wiring instructions are included with the MSD 6A for most applications.

Part # 6200 Price \$175.00

MSD IGNITION BOX 6420

The MSD 6AL has all the features of the MSD 6A. This unit has a built in soft touch rev control to protect your engine from over-revving. The rev control measures the engine RPM and when it reaches the limit, it randomly drops the spark to some of the cylinders. On the next cycle, those cylinders are fired to prevent loading up with fuel. Rev limiting is very smooth and precise without backfires or roughness. RPM limit is adjusted with plug-in modules. Supplied with the box are 6000, 7000, 8000 RPM. A complete range of other modules are also available.

Part # 6420 Price \$225.00

BLASTER 2 COILS

The Blaster 2 coil is a metal canister, oil-filled coil that has specially designed internal components to make it perfect for use with the MSD 6 ignitions or any stock points or electronic ignition.

Part # 8202 Price \$35.95



FACET (BENDIX) ELECTRIC FUEL PUMPS



- Built-In Pressure Relief
- Lightweight & Compact weighs less than two pounds
- Standard 12 Volt Models Require only 3/4 Amps at Maximum Delivery
- Built-In Filter Included

The Facet Fuel Pumps leave you with nothing to adjust! For best results, mount the pump close to the fuel tank and below the fuel level. Vertical mounting is preferred to assure and maintain rated pressures.

Interrupter - Silver Top - 4 to 5 p.s.i. max. pressure, 30 gal. flow @ 2 p.s.i., 1/8" female NPT fitting size. Part # 476087 \$79.95

Interrupter - Blue Top - 6.5 to 7.5 p.s.i. max. pressure, 45 gal. flow @ 2 p.s.i., 1/4" female NPT fitting size. Part # 480534 \$86.95

Ignition Parts

- FF 2000 Cap Part # 1235522056 - \$7.00
- Rotor Part # 1234332033 - \$6.00
- Condensator Part # 1237330216 - \$19.00
- Points Part # 9232081044 - \$6.50
- FF 1.6 liter Cap Part # 1237330280 - \$7.00
- Rotor Part # 1234332215 - \$3.70
- Condensator Part # 1237330344 - \$6.50
- Points Part # 1237013147 - \$4.95

Ignition Coils

- Blue Top - Part # 9220081083 - \$25.00
- Red Top - Part # 0221119030 - \$38.86
- 1.8 ohm ballast resistor Part # 0227900001 - \$21.00
- Coil Bracket - Part # 1221310053 - \$2.00

ELECTRIC FUEL PUMP 110 GPH WITH MAX-PRESSURE

Recommended for racing applications. This pump is set at approximately 14 PSI. It will flow 420 PPH (pound per hour) while maintaining a fuel pressure of 9 PSI. Complete with regulator and mounting bracket.


PART# 12-802 Price \$119.95



ELECTRIC FUEL PUMP 110 GPH WITH STANDARD PRESSURE

This pump is designed for street applications and is preset at approximately 7 PSI. This is a perfect pump for single or dual street carburetion. You do not need a regulator for this pump. You should locate this pump near the fuel tank with an in-line filter between the tank and the pump inlet.

Part # 12-801 Price \$89.95



LOW-PRESSURE REGULATOR

Designed for vehicles where low pressure is needed, but steady flow is required. Factory adjusted to 2.7 PSI and can be adjusted between a range of 1 to 4 PSI. To be used with a Holley Standard Pressure Pump only. Do not use with the Max-Pressure pump.

PART# 12-804 Price \$28.95

MAX-PRESSURE REGULATOR

Can be adjusted to regulate pressure from 4 1/2 to 9 PSI.

PART# 12-803 Price \$36.95



FRAM HPG1 RACING FUEL FILTERS



Heavy duty filter flows 90 gph at 5 psi. Chrome housing has 3/8" x 18 npt threaded inlet and outlet. Element and HD chrome mounting bracket included.

Part #HPG1 - Fuel Filter \$50.95 each

Part #HPGC1 - Element \$7.95 each

FRAM RACING OIL FILTERS

These high-quality oil filters are designed to work at higher operating pressures. Racers report longer bearing and engine life, in addition to lower operating temperatures.

- Part # HP1 Racing Oil Filter \$10.95 each
- Part # HP4 Racing Oil Filter \$12.50 each
- Part # HP6 Racing Oil Filter \$25.00 each

SPIN-ON FILTER BRACKETS FOR HP1 FILTERS

- Part # HPK1 - Converts cartridge bolt-on filter to spin-on style - \$16.80
- Part # HPK2 - Remote oil filter mount kit - \$24.00

High Pressure Electronic Fuel Pumps

18mm Inlets. Fuel delivery 200 l/H (5 bar) current consumption 13A (5 bar). Sportscars - Indy Lights

Part # 0580254044 - \$300.00

14mm Inlets. 962 - 928 - RSR - WSC
Part # 0580254046 - \$225.00

BOSCH

Spark Plugs

Part # DR7BP - Formula Ford 2000 - \$3.95 ea.

Part # F07DC - Rotary Mazda (Surface Gap) - \$8.00 ea.

Part # F2CS - Small Block Chevy - \$13.00 ea.

Part # F3CS - Porsche - 6 Cylinder - \$13.00 ea.

Part # F4CS - Small Block Chevy (All Heads) - \$13.00 ea.



Part # H2CS - 14 mm Thread, .708 Reach, 5/8" Hex -\$5.50 ea.

Part # H3CS - GM V-6 - \$5.50 ea.

Part # W2CS - Super Vee, Formula Atlantic BDA, 14 mm Thread, 3/4" Reach, 13/16" Hex - \$5.50 ea.

Part # W3CS - 14 mm Thread, 3/4" Reach, 13/16" Hex - \$5.50 ea.

Part # W4CS - 14 mm, 3/4" Reach, 13/16" Hex (Excellent for Go-Karts) - \$5.50 ea.


Part # W3DPO - Formula Ford 1600, Porsche 911 - \$13.00 ea.

Part # XR2CS - Porsche - 6 Cylinder RSR Racing 12 mm Thread, 3/4" Reach, 11/16" Hex - \$5.75 ea.

Pipercross

THE LATEST TECHNOLOGY IN FILTRATION

Pipercross high-performance, full-flow, high-capacity, competition foam air filters offer ultimate engine filtration for those who want the very best from their engines. These filters are manufactured using the latest technology. They feature special porous foam which has been proven to retain far more dirt than other filter designs, without limiting airflow. Air is drawn from the entire filter element surface and not restricted by top covers or mounting hardware. The entire Pipercross line is available through TRUECHOICE.



"FOR ALL RACE, RALLY & OFF ROAD AIR FILTRATION REQUIREMENTS"



KK 150 Filter



KK 3000 Filter



KK 500 Filter



Cutaway view illustrates the unique features of the X Force filter system. Special porous foam retains far more dirt than ordinary filters. Expanded metal cage maintains filter shape. Aluminum internal venturi and base plate enhances air flow.



KK 300 Filter



KK 600 Filter



Ram Pipes



KK 400 Filter



Trumpet Socks

X FORCE

THE ULTIMATE AIR FILTRATION SYSTEM

For Holley®-Type Carburetor & Throttle Body Applications

Most performance air filters compromise good filtration as they attempt to meet the air flow demands of modern induction systems. The X Force filter system provides superior filtration, with bolt-on horsepower and torque, due to its patented, internal venturi and overall design that gives increased air mass in a compact 14" unit. The X Force is totally washable and reusable.

This is absolutely the best and least expensive induction performance gain available!

Part # C8001 - X Force Filter System.
\$149.00 Complete

Pre Filter Offers Extra Protection in Exposed Applications...Like Dirt Track Racing!

Protect your X-Force filter from adverse dirt, sand or other track debris. Just slip it on and go. It will not significantly reduce air flow. Part # Pre Filter - \$24.95

KK150. This filter is specifically designed for SU carburetors. Fits 1.25", 1.5" and 1.75" SU carbs.

KK300 Domed Element. Designed for both road and competition use, the KK300 fits to the carburetor by a separate back mounting plate available for Weber, Dellorto, SU, Solex, Stromberg and many more carburetors, or purchase a blank, back plate and cut it to fit your application.

KK3000 Kit. Flows more air than other filters of similar height and holds a greater amount of dust. The KK3000 filter fits the standard KK300 base plate.

KK400. The ultimate FF 1600 racing air filter suits the Weber DGAV carburetor, and is designed as a lightweight, throwaway filter to be replaced every engine rebuild.

KK500. Designed for twin SU, IDF and DRLA applications where one filter is required for both carburetors. Separate base plates made from aluminum are made for particular applications, or purchase a blank base plate and customize for your carburetor application.

KK600. This is the ultimate filter for twin side draft Dellorto DHLA, Weber DCOE and DCOS/SP carburetors. Also available is the KK600/25 with a compact overall internal height of 1", used for applications where filter height is very limited. Separate base plates made from aluminum are made for particular applications, or purchase a blank base plate and customize for your carburetor application.

Trumpet Socks. Specially designed for applications where there is no room for a filter element. Just slip one of the Pipercross trumpet socks on your ram pipe to improve dust retention and gain high levels of air flow. Attaches with hose clamp or tywrap.

Power Flow Aluminum Ram Pipes. To help you achieve maximum air flow, Pipercross Ram Pipes are designed with a fully rolled back lip and 8 degree inclined wall. The design of these pipes will help prevent spit back/stand off. Available in red, blue or silver aluminum.

See the next page for complete charts of part numbers, dimensions, sizes and pricing for the Pipercross Air Filtration line of products.

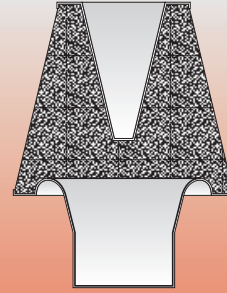




KK Rubber Neck Filters



PX700/ Vector Filters



Vector Cut-away illustration



Pipercross Filter Cleaning Kit

Help extend the life of your filter by keeping it clean and oiled for maximum engine protection. Kit consists of a 500 ml spray bottle of Filter Cleaner and a 200 ml bottle of Dirt Retention Additive.

Part# C9005 Filter Cleaning Kit \$10.95



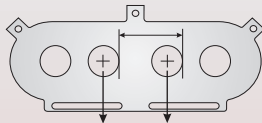
Crank Case Vent Filter

Crank Case Vent Filters. Three sizes of vents are available - 1/2", 5/8" and 3/4".

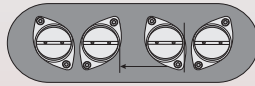
KK Rubber Neck Filters. Features a flexible molded neck flange available in a wide range of diameters. Suitable for most fuel injection applications, replacing standard air box.

PX 700/Vector filter. The PX700 and Vector Filters consist of an aluminum spun neck incorporating a full-radius ram pipe bonded to the filter. The Vector filter has an inverted cone machined into it, which forces the air to straighten before it enters the engine. Both are available in sizes suitable for many applications including turbos.

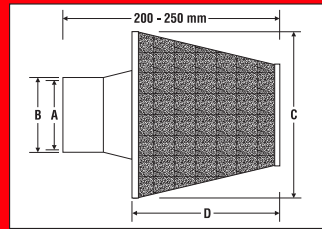
HOW TO DETERMINE BASE PLATE NEEDS



TO DETERMINE THE HOLE SPACING FOR YOUR PIPERCROSS BASE PLATE MEASURE FROM EDGE TO EDGE OF THE TWO MIDDLE HOLES TO DETERMINE THE SPACE BETWEEN THE TWO CARB/THROTTLE BODY SETS

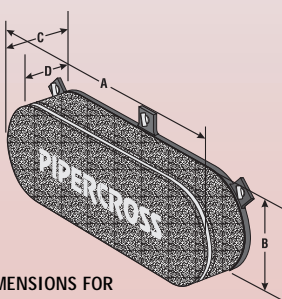


OR MEASURE FROM EDGE TO EDGE OF THE TWO CARB/THROTTLE BODY SETS.

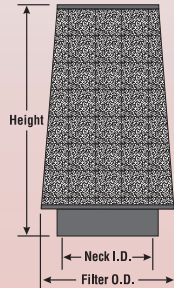


PX700/Vector Filters (Dimension in millimeters)

Part #	A	B	C	D	Price
C7001	60	63	160	150	\$65.00
C7002	60	63	200	150	\$65.00
C7004	80	83	150	150	\$65.00
C7005	73	76	200	150	\$65.00
C7009	68	71	200	150	\$65.00
C7010	68	71	150	150	\$65.00
C7011V	60	71	150	150	\$75.00
C7012V	68	76	150	150	\$75.00



DIMENSIONS FOR KK300, KK400, KK500 & KK600 SERIES FILTERS



DIMENSIONS FOR KK RUBBER NECK FILTERS

KK300/3000, KK400, KK500 & KK600 FILTERS

Dimensions: A - Overall length, B - Overall width,

C - Overall height, D - Inner height. All dimensions are in inches

Part#	Filter Description	A	B	C	D	Price
C302H	KK3000 - Universal	7.5	7.5	2.6	1.6	\$44.95
C302D	KK300 - Universal	7.5	7.5	2.6	1.6	\$35.95
C303D	KK300 - Universal	7.5	7.5	3.6	2.6	\$39.95
C304D	KK300 - Universal	7.5	7.5	5	4	\$39.95
C4005	KK400 - FF1600	6.3	5.3	3	-	\$33.95
C4006	KK400 - FF2000/S2000	6.3	5.1	3.5	-	\$30.50
C502D	KK500 - Universal	14.6	6.7	2.6	1.6	\$95.00
C503D	KK500 - Universal	14.6	6.7	3.5	2.6	\$95.00
C504D	KK500 - Universal	14.6	6.7	5	4	\$95.00
C6001	KK600 - Universal	17.1	7.5	2	1	\$75.00
C602D	KK600 - Universal	17.1	7.5	3.5	2.6	\$75.00
C603D	KK600 - Universal	17.1	7.5	4.7	3.6	\$75.00
C604D	KK600 - Universal	17.1	7.5	6	5	\$75.00
C6514	KK650 - Hart	-	-	2.6	-	\$77.75
C6511	KK650 - DFV March 90°	-	-	2.6	-	\$77.75
C6515	KK650 - DFV F3000	-	-	4	-	\$77.75
C6513	KK650 - DFV F3000 90°	-	-	4	-	\$77.75

NOTE: When ordering filters please fit the biggest possible for your application.

KK RUBBER NECK FILTERS

All dimensions are in inches

Part Number	Neck I.D.	Neck O.D.	Filter O.D.	Price
C0540	2.3	3.5	5.3	\$29.50
C0610	2.3	3.5	2.9	\$29.50
C0179	2.4	5.9	7.9	\$29.50
C0620	2.4	3.9	6.7	\$29.50
C0500	2.5	3.9	6.7	\$29.50
C0510H	2.5	3.9	6.1	\$29.50
C0510	2.5	3.9	6.3	\$29.50
C0520	2.5	3.9	4.1	\$29.50
C0290C	2.8	3.9	6.7	\$29.50
C029H	2.8	3.9	6.1	\$29.50
C029S	2.8	3.9	5	\$29.50
C029SH	2.8	3.9	4.3	\$29.50
C0171	2.8	3.9	7.9	\$52.25
C0176C	2.8	5.9	7.9	\$52.25
C0177C	2.8	7.9	7.9	\$52.25
C0750	2.9	3.9	6.7	\$29.50
C0125	3.1	7.5	2.8	\$35.50
C0310	3.2	4.5	5.9	\$29.50
C0330C	3.2	4.5	6.3	\$29.50
C0330H	3.2	4.5	5.7	\$29.50
C0560	3.5	4.5	5.7	\$29.50
C0600	3.5	4.5	2.9	\$29.50
C0178C	4.3	5.9	7.5	\$52.50
C0174C	5.7	7.9	9.4	\$52.50

TRUMPET SOCKS

C1050	Trumpet Sock Pair	\$23.95
C1150	Dual Sock - 45DCOE - 4"	\$24.50
C1151	Dual Sock - 40DCOE - 4"	\$24.50
C1152	Dual Sock - 45DCOE - 2"	\$26.95
C1153	Dual Sock - 40DCOE - 2"	\$26.95

KK150 FILTERS, BREATHERS & RAM PIPES

Part#	Filter Description	Price
C1501	KK150 - S.U. 1.25" H2, HD2, HS2	\$36.00
C1502	KK150 - S.U. 1.5" HS4, HIF4, HIF38	\$36.00
C1503	KK150 - S.U. 1.75" HS6	\$39.00
C1504	KK150 - S.U. 1.75" HIF44, HIF6, HIF7	\$39.00
C9023	Crankcase Breather Vent filter - 1/2"	\$10.50
C9024	Crankcase Breather Vent filter - 5/8"	\$10.50
C9025	Crankcase Breather Vent filter - 3/4"	\$10.50
W4030	Ram Pipe* - 40DCOE	\$24.95
W4045	Ram Pipe* - 40DCOE	\$24.95
W4060	Ram Pipe* - 40DCOE	\$24.95
W4530	Ram Pipe* - 45/48 DCOE	\$24.95
W4545	Ram Pipe* - 45/48 DCOE	\$24.95
W4560	Ram Pipe* - 45/48 DCOE	\$24.95
D4030	Ram Pipe* - 40DHLA	\$24.95
D4045	Ram Pipe* - 40DHLA	\$24.95
D4060	Ram Pipe* - 40DHLA	\$24.95
D4530	Ram Pipe* - 45/48 DHLA	\$24.95
D4545	Ram Pipe* - 45/48 DHLA	\$24.95
D4560	Ram Pipe* - 45/48 DHLA	\$24.95

*Ram Pipes (Available in red, blue, silver)

PIPERCROSS BASE PLATES

Part #	Description	Price
C3101	KK300 Weber DCOE (DFD), 40/45/48 Dellorto DHLA	\$18.95
C3103	KK300 Weber DGAV	\$18.95
C3119	KK300 Blank (Aluminum) Back Plate	\$18.95
C5005	KK500 Blank Base PTE material)	\$39.95
C5010	KK500 MGB HIF4/HIF38	\$39.95
C5011	KK500 Austin Healey Sprite	\$39.95
C5031	KK500 Fiat X-19 Twin DCNF	\$39.95
C6006	KK600 Blank Back Plate	\$45.95
C6011	KK600 Lotus/BDA Back Plate	\$45.95
C6012	KK600 DCO/SP, Lotus BDA	\$45.95
C6021	KK600 Pinto Back Plate	\$45.95
C6121	KK600 BMW 4-Cyl. DCOE	\$45.95
C6131	KK600 Alfa Twin Cams DCOE	\$45.95

Note: Other Pipercross base plate styles and applications are available. Call for information.



COCKPIT SWAY BAR ADJUSTMENT MECHANISM

- CNC Machined from Billet Aluminum
- Lightweight and Compact
- 5 Position Positive Engagement
- Easy to Operate in Cramped Conditions
- Easy Installation - 2 10-32 Threaded Mounting Bosses

Part # SWA001 - \$175.00
 New! Now offered in a dual, side-by-side design.
 Part # SWA002 - \$295.00

SMARTCAMBER®

The SmartCamber tool digitally measures camber and caster quickly and easily with complete repeatability. The SmartTool module is removable and can be used for measuring drive shaft, wing and suspension angles, making it two tools in one! Great for use around the home, shop or track. The Hands Free Adapter attachment attaches the SmartCamber to the wheel in seconds (as shown).

SmartCamber II is designed for 5" to 10" wheels - for go-karts, midgets, and other small-wheeled cars

- SmartCamber (module and frame)
- Part # Smart Camber Tool - \$199.95
- SmartCamber complete with Hands Free Adapter (12" to 18" wheels)
- Part# Smart Camber Complete - \$239.95
- SmartCamber Frame (only)
- Part# Smart Camber Frame - \$79.95
- SmartCamber Hands Free Adapter (only)
- Part # Hands Free Adapter - \$57.95
- Smart Camber II (module and frame)
- Part # Smart Camber Tool II - \$199.95
- SmartCamber II complete with Hands Free Adapter (5" to 10" wheels)
- Part # Smart Camber Complete II - \$239.95
- SmartCamber II Frame (only)
- Part# Smart Camber II Frame - \$79.95
- SmartCamber II Hands Free Adapter (only)
- Part # Hands Free Adapter II - \$57.95



QUICK LIFT JACKS

NEW & IMPROVED DESIGN Extremely strong design, for formula cars & sports racers, removable handle.

Part # QUICKLIFT JACK - \$240.00

NEW! ECONOMY MODEL QUICK LIFT JACK

Part # RTQLJ - \$149.00



CHASSIS STANDS

At the shop or at the track, these car stands combine all of the features needed to do the job fast!

Folding Stands fold absolutely flat for ease of storage and won't sink into soft ground or damage shop floor. Offered in 21" or 16" height.

\$79.95 each or \$159.90 per pair

Fixed Stands are small and compact yet rugged. Offered in 8" or 10" height - \$60.00 each

DUAL GAUGE LEAK-DOWN TESTER



This tester includes a large 2 1/2" diameter dual gauge with the right-hand gauge being adjustable, a precision air regulator and an anodized main body. Also, It has corrosion resistant solid brass couplers and a stainless steel 14 mm" fitting to accommodate the most popular engines. This tool enables the engine tuner or builder to pinpoint leakage of the piston bore, rings, valves, heads and gaskets.

Part # 08015 - \$85.95

*Optional hose assemblies available

Pole Position Racing Products



FASTRAX - Adjustable Camber/Caster Gauge

- Hands-Free camber/caster adjustment at the track, in the shop.
- FASTRAX displays camber over +/- 4 degrees.
- Caster from - 4 degrees to + 12 degrees.
- Hands-Free adjustment fits most 13" to 18" wheels.

Part # 9100 - \$125.95

4CORNERS - Adjustable Ride Height Gauge

- Displays changes in ride height as you adjust from 3 to 7 inches.
- Accommodates offset frame rails over 24 inches.
- Easy to read, accurate display - Factory calibrated.
- Rugged and attractive gold anodized finish.

Part # 9000 - \$89.95

4CORNERS - For Lower Ride Height Vehicles

Same as above - from 1/2" to 4 1/2" inches. Part # 9010 - \$89.95



SHOCK ABSORBER DYNO

BTP 2000, the latest bench-top portable dynamometer from SPA, has been developed to make greater use of faster Pentium process computers. Designed with the race engineer in mind, SPA has included a host of updated features including an enhanced sampling rate. This model places particular emphasis on low speed control.



Please call TRUECHOICE for pricing on this, and other SPA Dynos.

COMPUTERSCALES™ FROM LONGACRE

The leader in race car wheel scales

Longacre

Computerscale Models are made in a range for every budget. The top-of-the-line COMPUTERSCALES DX™ - New AutoLevel™ feature compensates for differences between your shop and the track. Easy-to-access memory allows you to push a single button to recall. Displays instantly change to weights and all percentages from memory. Also computes center of gravity height. Custom tailor up to 4 different displays — and change those instantly. Includes a universal battery charger, top quality carrying case, HD Yellow cables and a two-year, limited warranty. Now comes with machined scale pads.

Part # 72634 - \$2,098.00.

Part # 72636 (complete with printer)- \$2,495.00



SCALE PLATEN SETUP FIXTURE

For the ultimate in weighing accuracy — at the track or in the shop

- Extra rigid for accurate measurements
- Sets up quickly and easily
- 16 swivel adjusting feet for maximum stability
- Adjusts for car's track (Specify wheel base)
- Wide ramps and bridges for ease of use with 2 1/2" scale pads

Accurate setups can make the difference between winning and not. These setup fixtures are being used by many top teams, sanctioning bodies, race tracks, etc. Part # 72925 - \$1,790.00



Another of the top models is the Original 7263, engineered to display everything you need at the same time — no need to switch back and forth between display screens, yet very simple to operate. The wheel weight displays are larger for easy viewing and a separate display shows distributions plus total weight at the same time. Just set the scales up and turn them on! There is a memory function to store weights for later recall. Includes a two-year, limited warranty.

Part # 7263 - \$1,769.00



The economy model has low profile, 2 1/2" wheel pads that feed information to 4 separate, easy-to-read displays that show all 4 wheel weights. Also displays any percentage at the same time and now offers 4 memory features. A plastic carrying case is included along with HD HiTuff™ Yellow cables. Includes an extended two year limited warranty.

Part # 72606 - \$1,598.00.



The budget model has low profile, 2 1/2" wheel pads that feed information to a basic display that shows individual wheel weights one at a time, partial and total weight, and computes percentage of individual, rear cross wheels, etc. A plastic carrying case is included along with HD red cables. Includes a one year warranty.

Part # 72586 - \$1,298.00



SCALE CART

Holds your control box at a convenient working height. Space for an entire Computerscale system.

Part # 72360 \$339.00



ELECTRONIC COIL SPRING TESTER

The ultimate in coil spring testing accuracy.

- 0-3000 lbs by 1 lb. • Travel to .001"
- Check all springs with equal accuracy, from the softest to the stiffest
- Quickly and easily spot older springs that are "giving up", before they cost you the race
- Load cell base removes to make a handy portable scale.

Part # 7350 - \$899.00



CASTER/CAMBER GAUGE

A precision tool with 1/4° accuracy

- ±6° Camber - ±8° Caster
- Turn plate not needed
- Complete with foam-lined carrying case
- Separate bubbles for positive and negative camber

A quality-built piece of equipment. 2 surfaces machined at 20° to indicate the left and right 20° turn radius used to set caster. All adapters are available.

Part # 78260 - Gauge, case, magnetic adapter - \$139.95

Part # 78262 - Gauge, case, GM factory adapter - \$129.95

Part # 78264 - Gauge, case, Wide 5 adapter - \$135.95

Part # 78250 - Gauge, case only, no adapter - \$98.95

Caster/Camber Gauge Adapters Available Separately

Part # 78405 - Wide 5 Spindle - 1 3/16" - \$39.90

Other Caster/Camber gauge adapters are available.

Please call if you have a specific need.



"DUNLOP" Style Caster/Camber Gauge Adapter

Use with Longacre Caster/Camber gauge. Hold it against tire or wheel to take measurements. Quick and easy, yet still very accurate.

Part # 78425 - \$55.95

BUMP STEER GAUGE


This simplified design uses a single precision dial indicator to tell you directly the exact amount of bump steer automatically - to within .001".

Everything you need is included: wheel plate with mounting holes for most 5 bolt patterns (4 1/2" to 5") and wide 5, adjustable frame stand, and precision dial indicator. (The plate can be easily modified for other wheel patterns if needed.)

No. 7900 \$229.95

No. 7905 \$239.90

(with blank plate)



TOE-IN PLATES

The quick and simple way to measure toe-in.

Rest one of these plates against each tire's side and measure with a tape.

Part # 7950 - Toe-in Plates (Per Pair) - \$59.95



ALUMINUM PIT JACKS

Lightweight Convenience for the Shop or Pit Road

2 models of lightweight jacks to choose from. The easy-to-use, 6-pump model is ideal for daily use around the race shop. The other — the 3-pump race jack — offers quicker performance for lightning-fast pit stops.

Part # 66001 - 6-pump shop jack - \$798.00

Part #66004 - 3-pump race jack - \$798.00

Longacre



MEMORY PYROMETER

Record & Display 12 Tire Temps - Inside, Center and Outside of all 4 Tires at the same time!

Store up to 10 sets of temps for recalling later. Computes tire temperature averages. Includes a night light and stopwatch function — timing laps for up to 4 cars!

Part # 50690 - 100 Lap Memory - \$348.00

Part # 50682 - Original Memory Pyrometer - \$298.00

Accessories and Replacement Parts Available.

DIGITAL TIRE PYROMETER

Measure tire & brake temps with the same pyrometer

- 1400° range, plug-in style probe • Large easy-to-read LCD display • Accurate, fast response
 - Part # 50636 - Deluxe model with coiled cord on probe and carrying case - \$129.00
 - Part # 50675 - Pyrometer, 2 probes (brake & tire) & case - \$189.50
 - Part # 50630 - Economy model with one probe - \$99.75
- Replacement Parts Available.

DIGITAL TIRE PRESSURE GAUGE With Memory!

The ultimate in tire pressure gauges. Store the cold tire pressures in memory, when the car comes off the track, store the new hot pressures also. Recall and toggle back and forth to compare the gain! 0-100 psi range and accurate to within .1 lb. Includes housing bumper for protection, ultra-flexible 17" hose with swivel chuck and padded pouch. Part # 50380 - \$269.95



DUROMETER

Racing tire hardness tester allows you to keep track of hardness of aging race tires and to match new tires's varying hardness. Complete with padded pouch.

Part # 50540 - Durometer/Case - \$65.95

TREAD DEPTH GAUGE

Super accurate and easy tire tread depth gauge is calibrated to 1/32" and is accurate to 1/128" (less than .010"). Complete with padded pouch.

Part # 50560 - Durometer/Case - \$39.95

DUROMETER & TREAD DEPTH GAUGE KIT

Get both great Longacre gauges in one hard case! Part # 50555 - Both Gauges/Hard Case - \$96.95



TIRELIEFS™

Tire Pressure Relief Valves

Keeps critical heat-caused tire pressure and stagger more constant. Helps prevent changes in weight distribution from uneven tire pressure increases. Easy to install and easy to adjust.

Part # 5000 - Adjustable 3-38 psi - Set of 4 - \$59.50

Pro-Team Tire Relief Kit

Kit Contains: 12 Self Sealing Quick Change Adapters, 6 Tire Relief Valves & Covers, 1 Setting tool, 1 Inflation Adapter, 1 Carrying Case. Part # 5010 - \$229.95
Tire Relief accessories are available.



INFRARED PYROMETER

Non-contact instant response to 750°. Great for using on brake temperatures, exhaust pipes, hot spots in the car's firewall, oil pans, transmissions and rear end housings to read fluid temperatures, even the race track surface!

Part # 50618 - Infrared Pyrometer - \$189.95

Part # 50619 - Infrared Pyrometer with Laser Sighting and "max" reading. Complete with carrying case - \$249.00

MINI IR PYROMETER

Maximum temperature response of 500°.

Part # 50625 - Mini Infrared Pyrometer - \$98.99

Part # 50627 - Mini Infrared Pyrometer with Laser Sighting and "max" reading. Complete with carrying case - \$138.99

Part # 50622 - Mini Pyro Carrying Case - \$9.95

MINI LASER SIGHT INFRARED PYROMETER

Maximum temperature reading: 500°

Part # 50627 - \$138.99

Carrying case. - Part # 50622 - \$9.95

HOT LAP In-car Timing System

The Hot Lap system consists of an infrared transmitter mounted trackside that automatically triggers a receiver inside the car. The driver sees his lap time on a display as they happen with 100% accuracy. Standard system has a range of 60 feet.

Part # 21701 - Standard System - \$279.95

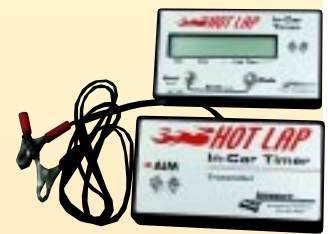
Part # 21702 - Double Range System - \$298.95

Part # 21705 - Small Display System - \$279.95

Part # 21706 - Double Range, Small Display System - \$298.95

Part # 21707 - In-car System (No transmitter) - \$199.95

Part # 21708 - In-car System, Small Display - \$199.95



Other Available Hot Lap Systems and Accessories - Performance Monitor, Complete Performance Monitor System, Complete Double Range, Performance Monitor System, Receiver, Standard Display, Small Display, Steering Wheel Switch, Small Outline Display, Computer Interface, Extended Range Transmitter, Replacement Cable and Microcomputer.

COMPUTERWATCH

Racing's Most Advanced "Talking" Stopwatch "Talking" stopwatch with 100 lap memory can time up to 4 cars at once with lap count or time two cars and average their M.P.H. Enter and sort qualifying times. Gives you lap times thru an earphone allowing you to keep your eyes on the track.

Part # 2210 - "Talking" Computerwatch - \$298.00

Part # 50502 - Foam-lined Carrying Case - \$14.45

LAP TIME/CHASSIS SHEETS

Stay organized with these handy 3-ring binder tablet sheets.

Part # 22523 - Weekly checklist - \$9.95

Part # 22525 - Lap timing/Race scoring - \$9.95

Part # 22528 - Chassis set-up/Tire chart - \$9.95



BRAKE BALANCE GAUGE

See your brake balance at a glance!

Front-to-rear brake balance has a considerable affect on your car's handling. Now you can see exactly what your balance is and tell exactly how much you've changed it. This ready-to-mount panel comes with 2 HD 1500 psi gauges and adapter fittings with bleeders.

Part # 44135 - \$74.95

Available with 3-color panel - Part # 44136 - \$74.95



AIR DENSITY GAUGE

Measure relative air density changes due to weather condition for precise carb jetting race after race

As air density changes you should rejet your carb to keep top horsepower and sharp throttle response. This meter will tell you when and how much to rejet with a quick glance. No complicated math to do. Complete with case and jetting chart.

Part # 5088 - \$118.90



HELMET HOOKS

Helmet hook bolts onto roll bar and is made of lightweight aluminum

Part # 22570 - 1 3/4" Dia. - \$17.90

Part # 22572 - 1 1/2" Dia. - \$17.90



Intercomp manufactures its load cells to weigh accurately as per the regulations set forth by the National Institute of Standards and Technology. The ability to meet these regulations allows Intercomp to manufacture the industry's only 2.5"/64mm low profile scale pad with 1,500 lb/700 kg capacity each, 6,000/2,800 kg per system. Custom heavy-duty color-coded cabling with twisted/braided pairs and low durometer characteristics are functional in the most demanding environments. High-quality, recessed military grade connectors guarantee a solid connection to the control box every time.



SWJD Scale System

- Center of Gravity Calculation
- 14 Display Modes
- Weight Goal/Tune Feature
- 125 Storage Registers
- Display of Four Corner Weights and five Percentages on One Display
- 0.1% Accuracy
- Weatherproof Case
- Jumbo Size Display
- RS232 Output to Computer Interface

Part # 100411
\$2,195.95



SWI Scale System

With Supertwist Display

- Digital Scale System has 0.1% Accuracy
- Large 2 row by 16 character supertwist LCD display of Four Corner Weights, percentage and selected data
- Ultra-quick selections
- Heavy-duty Cabling an control box included
- RS232 Output to Computer Interface

Part # 100331
\$1,495.95



SWII Scale System

- Digital Scale System has Large 2 display of any Combination of Weights and percentages
- Quick, Reliable, Easy-to-Operate
- Heavy-duty Cabling an control box included
- Up to 1/10 of 1% Accuracy with excellent repeatability

Part # 100333
\$1,295.95

Intercomp

advanced weighing technology ... by any measure



Scale Pad Leveler with Roll Off

Designed to fit 55"/380 mm scale pad in either thickness. Allows car to be rolled off and onto scale with ease.
Part # 102001 - \$449.95



Scale Ramp

Low-profile Ramp for 2.5"/64 mm scale pads. 15" x 15"/380 mm x 380 mm. Lightweight aluminum design.
Part # 100342 (Set of 4) - \$298.95



Scale Ramp to Roll-Off/Pad Levelers

To be used with scale pad levelers and/or roll-off pads. Aluminum construction. 36" x 15" x 4" / 914 mm x 380 mm x 120 mm
Part # 102031 (Set of 4) - \$595.95



Mechanical Turn Plate

Precise CNC machined numbers indicate -35 to +35 degrees. Three levels of roller bearings with a high-friction top eliminates tire slippage. Can be upgraded. Can be zeroed with car in place. 13" x 15" x 1.5" / 330 mm x 380 mm x 38 mm
Part # 102007 (Set of 2) - \$595.95



Digital Laser Leveling System

Take the guesswork out of leveling four weigh pads, roll-off pads or drive-on setup racks. Digital leveling, measured in 0.1 degree increments, with laser sighting to remote targets. Can be used with all scale systems.
Part # 102018 (Set of 2) - \$495.95



Digital Caster/Camber Gauge

The racing industry's first digital, high-performance caster/camber gauge indicates to 1/10° and has a ±20° caster/camber reading. Up to 10 times greater accuracy than traditional bubble gauges. Easy-to-use controls include: on/off, caster/camber select, zero adjust. With magnetic adapter and carrying case.

Part # 100005 - \$329.95

On-Board Lap Timer

View lap times as they happen — right from the driver's seat! The on-board unit is easily installed with velcro to the center of a steering wheel, roll bar or dashboard. Many features, such as: Small and lightweight, One-button operation, 250-lap memory, Back light, RS-232 output, Adjustable blanking time, Adjustable sensitivity, Recall of factory settings, Auto shut-off. (Optional Printer)

Part # 360050 - \$299.95



Economy Sport Jack

Lightweight aluminum construction with heavy duty valve. 2200 lb./1000 kg lifting capacity. Reaches working height in three pumps and a maximum height of 17.5"/445 mm in just six pumps. Ultra-low profile design of just 3.375" / 85 mm in down position. 42" / 1066 mm one-piece aluminum handle, a large aluminum front roller and two side handles for easy maneuverability.

Part # 360080 - \$749.95

Deluxe Pyrometer with Tire Probe and Case

0-1500° F, coiled probe cord, hold feature, 1° or 0.1° indication, displays in °F/°C, ultra-quick display update. Ergonomically designed probe. 2000° optional brake probe available.

Part # 360012 - \$159.95



Digital Coil Spring Tester

5,000 lb./2,500 kg. Capacity

Portable, digital force and travel indication, battery powered. Large .5"/13 mm display, knurled pressure relief knob and peak hold feature. Stop guessing, now you can pinpoint spring rates to determine high accuracy splits and enhance chassis tuning. Quick, single-pin adjustment allows almost any spring to be rated. Handles flat coil-over springs up to 6"/150 mm in diameter by 18"/457 mm high.

Part # 100059 - \$795.95

Intercomp
advanced weighing technology... by any measure



RACE CAR MANAGEMENT SOFTWARE

This CD contains these programs and features: Computer Interface with Intercomp scales, Target, Tune, Actual weight and CG calculation, tire temperature, size and pressure analysis, Dual lap timer with complete analysis, Search and sort setups by date, track and situation, Compare individual setup parameters, Print detailed easy-to-read reports, over 100 pre-installed tracks. Windows® 95, 98, NT and 2000 compatible. Comes with comprehensive manual.

Part # 100676 - \$249.95

Digital Air Pressure Gauge (Factory Certified)

Ultra-quick, high-accuracy digital gauge, 0.5 inch display, reading from 0 to 100 PSI in 0.1 lb. increments. Keypad calibration, push-button zero, peak-hold function, 0.5% accuracy, thumb-operated bleed-off, 20" Goodyear hose with 45 degree swivel nozzle.


Part # 360045 - \$274.95



Deluxe Air Pressure Gauges

The most durable and shock resistant gauges in the racing industry. These gauges incorporate patented internal mechanism which provides far more resistance to extreme punishment — having only four moving parts, meaning greater reliability. Available in glow-in-the-dark and liquid-filled, and every unit includes a high-quality thumb operated bleeder, 17" Goodyear hose and swivel nozzle.

Part # 360062	2" Face, 0-15 x 1/2 PSI Indications	\$27.95
Part # 360063	2" Face, 0-30 x 1 PSI Indications	\$27.95
Part # 360064	2" Face, 0-60 x 1 PSI Indications	\$27.95
Part # 360065	2.5" Face, Liquid-filled, 0-15 x 1/2 PSI Indications	\$59.95
Part # 360066	2.5" Face, Liquid-filled, 0-30 x 1 PSI Indications	\$59.95
Part # 360067	2.5" Face, Liquid-filled, 0-60 x 1 PSI Indications	\$59.95
Part # 360068	2.5" Face, Glow-in-dark, 0-15 x 1/2 PSI Indications	\$38.95
Part # 360069	2.5" Face, Glow-in-dark, 0-30 x 1 PSI Indications	\$38.95
Part # 360070	2.5" Face, Glow-in-dark, 0-60 x 1 PSI Indications	\$38.95



RACING SERIES



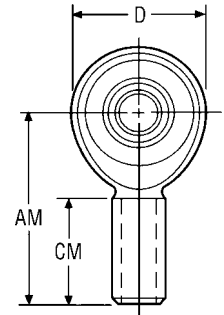
NHBB's RACING SERIES offers a full line of race-proven rod ends and spherical bearings for your most demanding, high performance racing applications.

Their worldwide leadership in aerospace bearing products has given them a wealth of technological experience and expertise that, along with their strict adherence to quality control standards, enable them to meet the challenging requirements of today's racing industry.

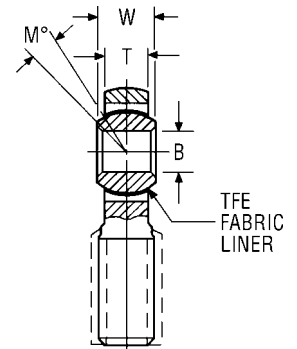
If you're looking for strength, durability and consistent World-Class performance in high-stress racing conditions, you can rely on the NHBB RACING SERIES to deliver — lap after lap, mile after mile.

ART-ECR, ART-CR 3-piece, Teflon Lined Rod End Bearings

PART NUMBER	BORE X THREAD SIZE REF.	# OF THDS	(B)	(D)	(W)	(T)	(AM)	(AF)	(CM)	(CF)	(M°)	ULT. STATIC RADIAL LOAD LBS.	PRICE
			DIA. + .0000 - .0005	HEAD DIA. +/- .010	BALL WIDTH + .000 - .002	BODY WIDTH +/- .005	LENGTH C/L TO END +/- .010	LENGTH C/L TO END +/- .010	THREAD LENGTH +/- .031	THREAD LENGTH MIN.	MIS-ALIGN. REF.		
ART4ECR ART4CR	1/4 x 5/16	24	.2500	.806	.437	.337	1.562	1.469	.968	.750	15	4,860	\$51.00
ART5ECR ART5CR	5/16 x 5/16	24	.3125	.900	.437	.327	1.875	1.625	1.187	.875	14	7,180	\$57.00
ART6ECR ART6CR	3/8 x 3/8	24	.3750	1.025	.500	.416	1.938	1.812	1.187	1.000	8	8,550	\$63.00
ART7ECR ART7CR	7/16 x 7/16	20	.4375	1.150	.562	.452	2.125	2.000	1.281	1.125	10	12,000	\$67.00
ART8ECR ART8CR	1/2 x 1/2	20	.5000	1.337	.625	.515	2.438	2.250	1.468	1.250	9	19,500	\$79.00
ART10ECR ART10CR	5/8 x 5/8	18	.6250	1.525	.750	.577	2.625	2.500	1.562	1.375	12	21,900	\$93.00
ART12ECR ART12CR	3/4 x 3/4	16	.7500	1.775	.875	.640	2.875	2.875	1.687	1.625	13	29,300	\$112.00



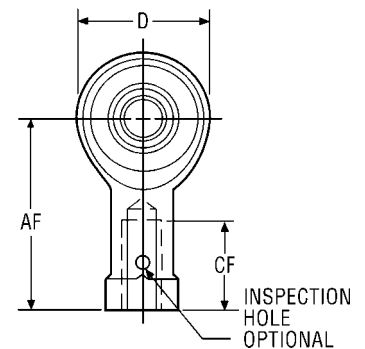
ECR DESIGNATES MALE ROD END



NOTE: For left hand threads, add "L" to prefix. Example ARTL4ECR

ARHT-ECR, ARHT-CR 3-piece, Teflon Lined, Heavy Duty

PART NUMBER	BORE X THREAD SIZE REF.	# OF THDS	(B)	(D)	(W)	(T)	(AM)	(AF)	(CM)	(CF)	(M°)	ULT. STATIC RADIAL LOAD LBS.	PRICE
			DIA. + .0000 - .0005	HEAD DIA. +/- .010	BALL WIDTH + .000 - .002	BODY WIDTH +/- .005	LENGTH C/L TO END +/- .010	LENGTH C/L TO END +/- .010	THREAD LENGTH +/- .031	THREAD LENGTH MIN.	MIS-ALIGN. REF.		
ARHT4ECR ARHT4CR	1/4 x 5/16	24	.2500	.806	.375	.337	1.562	1.469	.968	.750	5	7,100	\$60.00
ARHT5ECR ARHT5CR	5/16 x 3/8	24	.3125	.900	.437	.327	1.875	1.625	1.187	.875	14	8,600	\$65.00
ARHT6ECR ARHT6CR	3/8 x 7/16	20	.3750	1.025	.500	.416	1.938	1.812	1.187	1.000	9	10,100	\$69.00
ARHT7ECR ARHT7CR	7/16 x 1/2	20	.4375	1.150	.562	.452	2.125	2.000	1.281	1.125	10	11,000	\$79.00
ARHT8ECR ARHT8CR	1/2 x 5/8	18	.5000	1.337	.625	.515	2.438	2.250	1.468	1.250	9	21,800	\$94.00
ARHT10ECR ARHT10CR	5/8 x 3/4	16	.6250	1.525	.750	.577	2.625	2.500	1.562	1.375	12	24,300	\$125.00
ARHT12ECR ARHT12CR	3/4 x 7/8	14	.7500	1.775	.875	.640	2.875	2.875	1.687	1.625	13	32,200	\$138.00



CR DESIGNATES FEMALE ROD END

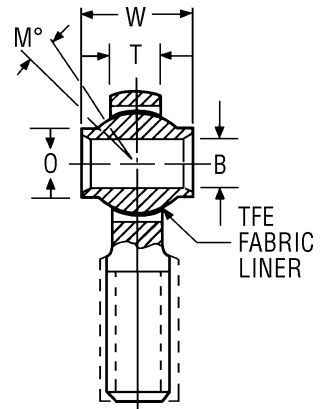
NOTE: For left hand threads, add "L" to prefix. Example ARHTL4ECR



RACING SERIES

ARYT-ECR, ARYT-CR 3-piece, Teflon Lined, High Misalignment Rod End Bearings

PART NUMBER	BORE X THREAD SIZE REF.	# OF THDS	(B)	(D)	(W)	(T)	(O)	(AM)	(AF)	(CM)	(CF)	(M°)	ULT. STATIC RADIAL LOAD LBS.	PRICE
			DIA. +.0000 -0.0005	HEAD DIA. +/- .010	BALL WIDTH +.000 -0.002	BODY WIDTH +/- .005	SHLDR. DIA. REF.	LENGTH C/L TO END +/- .010	LENGTH C/L TO END +/- .010	THREAD LENGTH +/- .031	THREAD LENGTH MIN.	MIS-ALIGN. REF.		
ARYT4ECR	1/4 x 3/8	24	.2500	1.000	.593	.265	.390	1.938	1.625	1.250	.887	23	8,650	\$67.00
ARYT5ECR	5/16 x 7/16	20	.3125	1.125	.813	.355	.512	2.125	1.812	1.375	1.012	22	9,050	\$75.00
ARYT6ECR	3/8 x 7/16	20	.3750	1.125	.813	.355	.512	2.125	1.812	1.375	1.012	22	9,050	\$80.00
ARYT7ECR	7/16 x 1/2	20	.4375	1.312	.875	.355	.618	2.438	2.125	1.500	1.075	21	14,100	\$88.00
ARYT8ECR	1/2 x 5/8	18	.5000	1.500	.937	.411	.730	2.625	2.625	1.625	1.450	19	19,800	\$101.00
ARYT10ECR	5/8 x 3/4	16	.6250	1.750	1.200	.577	.856	2.875	2.875	1.750	1.700	19	26,500	\$126.00
ARYT12ECR	3/4 x 7/8	14	.7500	2.000	1.280	.630	.970	3.375	3.375	1.875	1.825	18	34,200	\$154.00

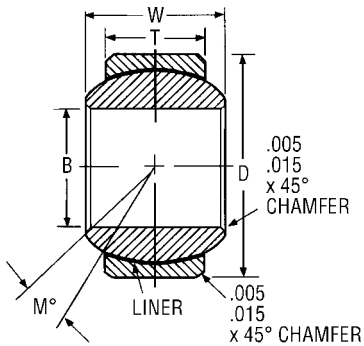


HIGH MISALIGNMENT SIDE VIEW DIMENSION

NOTE: For left hand threads, add "L" to prefix. Example ARYTL4ECR

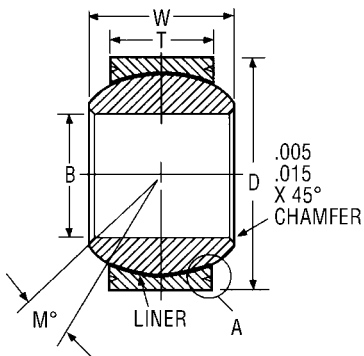
ABT, ABT-V Teflon Lined, Narrow Spherical Bearings

PART NUMBER	(B)	(D)	(W)	(T)	(M°)	ULTIMATE RADIAL LOAD LBS.	ULTIMATE AXIAL LOAD LBS.	PRICE
	BORE DIA. +.0000 -0.0005	OUTSIDE DIA. +.0000 -0.0005	BALL WIDTH +.000 -0.002	RACE WIDTH +/- .005	MIS-ALIGNMENT MIN			
ABT4	.2500	.6562	.343	.250	10	9,060	645	\$19.00
ABT5	.3125	.7500	.375	.281	10	13,125	1,050	\$23.00
ABT6	.3750	.8125	.406	.312	9	15,810	1,650	\$25.00
ABT7	.4375	.9062	.437	.343	8	19,800	2,100	\$27.00
ABT8	.5000	1.0000	.500	.390	8	26,850	3,150	\$29.00
ABT9	.5625	1.0937	.562	.437	8	34,800	5,520	\$31.00
ABT10	.6250	1.875	.625	.500	8	45,750	7,080	\$33.00
ABT12	.7500	1.4375	.750	.703	8	69,600	10,125	\$41.00
ABT14	.8750	1.5625	.875	.703	8	93,300	14,025	\$41.00
ABT16	1.000	1.7500	1.00	.797	9	120,300	18,240	\$48.00



ABWT, ABWT-V Teflon Lined, Wide Spherical Bearings

PART NUMBER	(B)	(D)	(W)	(T)	(M°)	ULTIMATE RADIAL LOAD LBS.	ULTIMATE AXIAL LOAD LBS.	PRICE
	BORE DIA. +.0000 -0.0005	OUTSIDE DIA. +.0000 -0.0005	BALL WIDTH +.000 -0.002	RACE WIDTH +/- .005	MIS-ALIGNMENT MIN			
ABWT4	.2500	.6250	.437	.327	15	10,600*	2,655	\$23.00
ABWT5	.3125	.6875	.437	.317	14	14,100	2,460	\$25.00
ABWT6	.3750	.8125	.500	.406	8	20,550	3,945	\$26.00
ABWT7	.4375	.9375	.562	.442	10	31,050	5,475	\$28.00
ABWT8	.5000	1.0000	.625	.505	9	41,250	7,455	\$29.00
ABWT9	.5625	1.1250	.687	.536	10	51,600	8,055	\$32.00
ABWT10	.6250	1.1875	.750	.567	12	58,500	9,195	\$33.00
ABWT12	.7500	1.3750	.875	.620	13	78,450	11,595	\$42.00
ABWT14	.8750	1.6250	.875	.755	6	100,950	16,200	\$42.00
ABWT16	1.000	2.1250	1.375	1.005	12	189,800	28,950	\$48.00



"V" with STAKING GROOVE

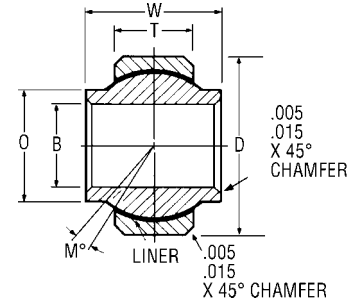
* Based on pin limitation using 108 KSI shear strength pin.





ABYT, ABYT-V High Misalignment, Teflon Lined Spherical Bearings

PART NUMBER	(B)	(D)	(W)	(T)	(O)	(M°)	ULTIMATE RADIAL LOAD LBS.	ULTIMATE AXIAL LOAD LBS.	PRICE
	BORE DIA. +.0000 -.0005	OUTSIDE DIA. +.0000 -.0005	BALL WIDTH +.000 -.002	RACE WIDTH +/- .005	SHOULDER DIA. REF	MIS-ALIGNMENT MIN			
ABYT4 ABYT4V	.2500	.7400	.593	.255	.390	24	10,600*	675	\$33.00
ABYT5 ABYT5V	.3125	.6875	.625	.255	.418	20	13,500	675	\$38.00
ABYT6 ABYT6V	.3750	.9060	.813	.345	.512	23	24,000	3,000	\$36.00
ABYT7 ABYT7V	.4375	1.0000	.875	.345	.618	22	28,950	3,000	\$38.00
ABYT8 ABYT8V	.5000	1.1250	.937	.401	.730	20	39,150	4,800	\$47.00
ABYT10 ABYT10V	.6250	1.3750	1.200	.567	.856	20	66,750	10,500	\$56.00
ABYT12 ABYT12V	.7500	1.5625	1.280	.620	.970	18	82,200	13,050	\$75.00



HIGH MISALIGNMENT SIDE VIEW DIMENSION

* Based on pin limitation using 108 KSI shear strength pin.

ALINABAL

The ALINABAL Racing Rod End Line is an excellent product for the racer looking for a quality piece of racing hardware, while keeping an eye on his budget.

TWO-PIECE ECONOMY RACE CAR SERIES ROD END BEARINGS

Housing: Low carbon steel. Plated for corrosion resistance.

Ball: Hardened, sintered steel - oil filled.

Male and female shanks. Left and right hand threads available.

Male Rod End Part Number	Female Rod End Part Number	Bore	Thread Size	Male Max. Static Radial Load in Pounds	Female Max. Static Radial Load in Pounds	Price
AM-5-GP	AF-5-GP	5/16"	5/16"-24	4,700	5,600	\$4.00
AM-6-GP	AF-6-GP	3/8"	3/8"-24	6,800	7,000	\$4.95
AM-7-GP	AF-7-GP	7/16"	7/16"-20	6,900	6,900	\$7.50
AM-8-GP	AF-8-GP	1/2"	1/2"-20	11,000	11,000	\$9.50
AM-10-GP	AF-10-GP	5/8"	5/8"-18	12,000	12,300	\$13.50
AM-12-GP	AF-12-GP	3/4"	3/4"-16	16,500	16,500	\$18.50

HIGH STRENGTH RACE CAR SERIES ROD END BEARINGS

Housing, Ball & Race: Chrome moly steel — heat treated and plated for corrosion resistance.

Liner: Self lubricating woven Teflon fabric.

Left and right hand threads available.

High Strength (Chrome Moly Steel) Part Number	Bore	Thread Size	High Strength Max. Static Radial Load in Pounds	Price
RMT-5-X5	5/16"	5/16"-24	3,940	\$22.50
RMT-6-X5	3/8"	3/8"-24	6,800	\$22.50
RMT-7-X5	7/16"	7/16"-20	8,360	\$24.95
RMT-8-X5	1/2"	1/2"-20	13,990	\$25.50
RMT-8-6-X5	3/8"	1/2"-20	20,850	\$24.95
RMT-10-X5	5/8"	5/8"-18	16,110	\$32.50
RMT-10-8-X5	1/2"	5/8"-18	26,280	\$29.95
RMT-12-X5	3/4"	3/4"-16	21,950	\$44.95
RMT-12-10-X5	5/8"	3/4"-16	35,900	\$41.50

V-SERIES - SELF LUBRICATING ROD END BEARINGS

Housing, Ball, Race: Low carbon steel. Plated for corrosion resistance. Ball is case hardened for wear resistance. Race is sintered bronze — oil impregnated.

Male and female shanks. left and right hand threads available.

Male Rod End Part Number	Female Rod End Part Number	Bore	Thread Size	Male Max. Static Radial Load in Pounds	Female Max. Static Radial Load in Pounds	Price
VM-3-G	VF-3-G	3/16"	10-32	1,600	1,800	\$5.50
VM-4-G	VF-4-G	1/4"	1/4"-28	2,250	2,300	\$5.95
VM-5-G	VF-5-G	5/16"	5/16"-24	2,850	2,900	\$6.50

The AMPEP GOLDLINE series of self-lubricating rod ends and sphericals has been established to meet the requirements of higher load rated, improved life, maintenance free bearings demanded by designers and operators of high performance racing cars.



Goldline Materials

Liner: Ampep X1 liner system qualified to aerospace specification MIL-B-81820

Outer race: Corrosion resistant steel AMS 5643 (H.1100 condition)

Ball: Corrosion resistant AISI 440C through hardened to 55/62 HRC

Rod End Body: Nickel-chromium-molybdenum (high carbon) steel, electroplated (gold color)

Rod End Bearings, Self-lubricating, Male Series 22 AMR-L Gold

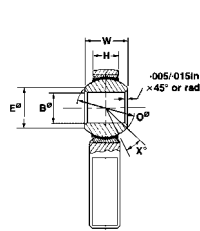
22 AMR-L Part Numbers, Dimensions, Tolerances, Loads, & Prices												
Rod End Bearing Part Number	B	W	D	H	A	T	C	X	O	E	Ultimate Radial Static Load	Price
	Ball Bore Dia.	Ball Width	Head Dia.	Head Width	Length	Thread	Full Thread Length	Angle	Ball Dia.	Ball Face		
	+0.000 -0.005	+0.00 -0.02	+0.01 -0.10	+0.00 -0.10	+0.04 -0.10	UNF-3	+0.60 -0.30	Min	Ref	Min		
Inch							Deg.	Inch		Ibf.		
22AMR05U1 22AML05U1	.3125	.437	.875	.327	1.875	5/16-24	1.250	14°	.593	.360	8400	\$83.00
22AMR05U2 22AML05U2	.3125	.437	.875	.327	1.875	3/8-24	1.250	14°	.593	.360	9200	\$83.00
22AMR06U1 22AML06U1	.3750	.500	1.030	.415	1.938	3/8-24	1.218	8°	.687	.466	11200	\$96.00
22AMR06U2 22AML06U2	.3750	.500	1.030	.415	1.938	7/16-24	1.218	8°	.687	.466	11200	\$96.00
22AMR07U1 22AML07U1	.4375	.562	1.250	.400	2.437	7/16-20	1.593	15°	.781	.537	13800	\$108.00
22AMR07U2 22AML07U2	.4375	.562	1.250	.452	2.125	1/2-20	1.281	10°	.781	.537	18200	\$108.00
22AMR08U1 22AML08U1	.5000	.625	1.337	.515	2.437	1/2-20	1.500	9°	.875	.607	22700	\$132.00
22AMR08U2 22AML08U2	.5000	.625	1.375	.515	2.437	5/8-18	1.500	9°	.875	.607	24300	\$132.00
22AMR10U1 22AML10U1	.6250	.750	1.560	.577	2.625	5/8-18	1.562	12°	1.062	.747	30000	\$155.00
22AMR10U2 22AML10U2	.6250	.750	1.560	.577	2.625	3/4-16	1.562	12°	1.062	.747	30000	\$155.00

High Misalignment, Rod End Bearing, Self-lubricating, Male Series 22HMR-L Gold

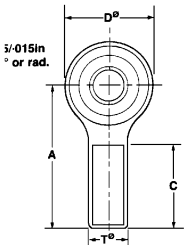
22 HMR-L Part Numbers, Dimensions, Tolerances, Loads, & Prices												
Rod End Bearing Part Number	B	W	D	H	A	T	C	X	O	E	Ultimate Radial Static Load	Price
	Ball Bore Dia.	Ball Width	Head Dia.	Head Width	Length	Thread	Full Thread Length	Angle	Ball Dia.	Ball Face		
	+0.000 -0.005	+0.00 -0.02	+0.01 -0.10	+0.00 -0.10	+0.04 -0.10	UNF-3	+0.60 -0.30	Min	Ref	Min		
Inch							Deg.	Inch		Ibf.		
22HMR04U2 22HML04U2	.2500	.593	1.000	.265	1.938	3/8-24	1.250	24°	.593	.350	8960	\$104.00
22HMR05U2 22HML05U2	.3125	.813	1.125	.355	2.125	7/16-20	1.375	22°	.781	.480	9740	\$104.00
22HMR06U2 22HML06U2	.3750	.813	1.125	.355	2.125	7/16-20	1.375	22°	.781	.480	9740	\$124.00
22HMR07U2 22HML07U2	.4375	.875	1.312	.355	2.438	1/2-20	1.500	22°	.875	.570	14460	\$139.00
22HMR08U2 22HML08U2	.5000	.937	1.500	.411	2.625	5/8-18	1.625	20°	.781	.680	20240	\$158.00

High Misalignment, Spherical Bearing, Self-lubricating, Grooved Race, 11 BHG Gold

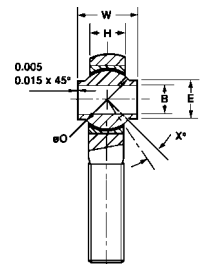
11 BHG Part Numbers, Dimensions, Tolerances, Loads, & Prices												
Bearing Part Number	B	W	D	H	C	X	O	E	Static Load Limit		Price	
	Ball Bore	Ball Width	Race O/Dia.	Race Width	Race Chamfer	Angle	Ball Dia.	Ball Face	Radial	Axial		
	+0.000 -0.005	-0.00 -0.02	+0.000 -0.005	+0.00 -0.10	+0.00 -0.10	Min	Ref	Min	Radial	Axial		
Inch							Deg.	Inch		Ibf.		
11BHG04	.2500	.593	.7400	.260	.675	24°	.593	.350	8120	700	\$75.00	
11BHG05	.3125	.813	.9060	.350	.811	22°	.781	.480	16310	1855	\$85.00	
11BHG06	.3750	.813	.9060	.350	.811	22°	.781	.480	16310	1855	\$100.00	
11BHG07	.4375	.875	1.0000	.350	.905	22°	.875	.570	17500	1960	\$105.00	
11BHG08	.5000	.937	1.1250	.406	1.030	20°	1.000	.680	23310	2905	\$110.00	
11BHG10	.6250	1.200	1.3750	.572	1.255	20°	1.250	.810	43120	6600	\$150.00	
11BHG12	.7500	1.280	1.5625	.625	1.442	19°	1.375	.920	53060	7700	\$160.00	



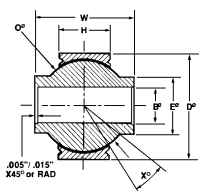
ROD END BEARING SIDE DIMENSIONS



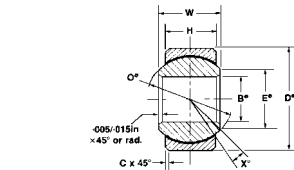
ROD END BEARING FRONT DIMENSIONS



HIGH MISALIGNMENT ROD END BEARING SIDE DIMENSIONS



HIGH MISALIGNMENT SPHERICAL BEARING SIDE DIMENSIONS



SPHERICAL BEARING SIDE DIMENSIONS



Spherical Bearings, Self-lubricating, Narrow Series 11BNZ Gold

11 BNZ (& "G") Part Numbers, Dimensions, Tolerances, Loads, & Prices												
Bearing Part Number	B	W	D	H	C	X	O	E	Static Load Limit		Price	
	Ball Bore	Ball Width	Race O/Dia.	Race Width	Race Chamfer	Angle	Ball Dia.	Ball Face	Radial	Axial		
	+0.000 -0.005	-0.00 -0.02	+0.000 -0.005	+0.00 -0.10	+0.00 -0.10	Min	Ref	Min	Radial	Axial		
Inch							Deg.	Inch		Ibf.		
11BNZ05	.3125	.375	.7500	.286	.020	10°	.593	.419	9450	1155	\$50.00	
11BNZ06	.3750	.406	.8125	.317	.030	9°	.625	.475	11340	1610	\$52.00	
11BNZ07	.4365	.437	.9602	.348	.030	8°	.687	.530	13930	2100	\$53.00	
11BNZ08	.5000	.500	1.0000	.395	.030	8°	.781	.600	19040	3150	\$58.00	
11BNZ09	.5615	.562	1.0937	.442	.030	8°	.875	.670	24220	4060	\$60.00	
11BNZ10	.6250	.625	1.1875	.505	.030	8°	1.000	.739	32130	5530	\$70.00	
11BNZ12	.7500	.750	1.4375	.598	.040	8°	1.250	.920	48300	8050	\$80.00	

Spherical Bearings, Self-lubricating, Wide Series 11BWZ Gold

11 BWZ (& "G") Part Numbers, Dimensions, Tolerances, Loads, & Prices												
Bearing Part Number	B	W	D	H	C	X	O	E	Static Load Limit		Price	
	Ball Bore	Ball Width	Race O/Dia.	Race Width	Race Chamfer	Angle	Ball Dia.	Ball Face	Radial	Axial		
	+0.000 -0.005	-0.00 -0.02	+0.000 -0.005	+0.00 -0.10	+0.00 -0.10	Min	Ref	Min	Radial	Axial		
Inch							Deg.	Inch		Ibf.		
11BWZ05	.3125	.437	.6875	.322	.025	14°	.593	.360	10920	1750	\$50.00	
11BWZ06	.3750	.500	.8125	.411	.030	8°	.687	.466	17010	3255	\$56.00	
11BWZ07	.4375	.562	.9375	.447	.030	10°	.781	.537	21280	3955	\$59.00	
11BWZ08	.5000	.625	1.0000	.510	.030	9°	.875	.607	28420	5810	\$64.00	
11BWZ09	.5625	.687	1.1250	.541	.030	10°	1.000	.721	34650	6510	\$69.00	
11BWZ10	.6250	.750	1.1875	.572	.030	12°	1.062	.747	39060	7350	\$86.00	
11BWZ12	.7500	.875	1.3750	.635	.040	13°	1.250	.845	47670	7000	\$105.00	

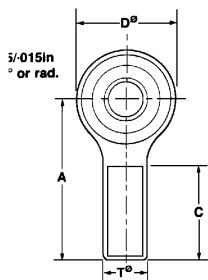
NOTE: All Goldline Spherical Bearings are available with a Staking Groove. Please substitute "G" for "Z" in Part Number.



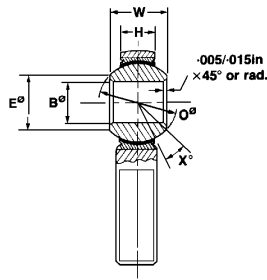
The GLB SILVERLINE products were created to provide the racer with high quality rod ends & spherical bearings at an affordable price, with no compromise in quality or workmanship.



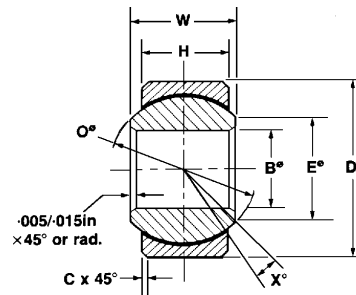
Silverline Materials
 Liner: GLB PTFE1
 Outer Race: AMS 5643 (H11150)
 Ball: AISI 440c through-hardened to 55/62 HRC
 Rod End Body: FULLY MACHINED Corrosion resistant steel AMS 5643
 Conforms to: MS 14102 (Plain) MS 14103 (Grooved).



ROD END BEARING FRONT DIMENSIONS



ROD END BEARING SIDE DIMENSIONS



SPHERICAL BEARING SIDE DIMENSIONS

Rod End Bearings, Self-lubricating, Male Series 22 CMR-L Silver

Spherical Bearing, Self-lubricating, Narrow Series, 21CNZ Silver

22 CMR-L Part Numbers, Dimensions, Tolerances, Loads, & Prices															
Rod End Bearing Part Number	B	W	D	H	A	T	C	X	O	E	Ultimate Radial Static Load	Price			
	Ball Bore Dia.	Ball Width	Head Dia.	Head Width	Length	Thread	Full Thread Length	Angle	Ball Dia.	Ball Face					
	+0.002 -0.005	+0.000 -0.005	±.010	+0.000 -0.010	±.015	UNF-3A	Min	Min	Ref	Min					
	Inch											Deg.	Inch		lbf.
22CMR04U1 22CML04U1	.2500	.437	0.806	.337	1.560	5/16-24	0.940	17°	.531	.300	6750	46.00			
22CMR04U2 22CML04U2	.2500	.375	0.806	.337	1.560	5/16-24	0.940	5°	.531	.300	6750	46.00			
22CMR05U1 22CML05U1	.3125	.437	0.900	.327	1.875	5/16-24	1.160	14°	.594	.400	8150	49.00			
22CMR05U2 22CML05U2	.3125	.437	0.900	.327	1.875	3/8-24	1.160	14°	.594	.400	8150	49.00			
22CMR06U1 22CML06U1	.3750	.500	1.025	.416	1.940	3/8-24	1.160	9°	.687	.470	10300	52.00			
22CMR06U2 22CML06U2	.3750	.500	1.025	.416	1.940	7/16-20	1.160	9°	.687	.470	10300	52.00			
22CMR06U3 22CML06U3	.3750	.500	1.025	.416	1.940	1/2-20	1.160	9°	.687	.470	10300	81.00			
22CMR07U1 22CML07U1	.4375	.562	1.150	.452	2.125	7/16-20	1.250	10°	.781	.540	12900	58.00			
22CMR07U2 22CML07U2	.4375	.562	1.150	.452	2.125	1/2-20	1.250	10°	.781	.540	12900	58.00			
22CMR08U1 22CML08U1	.5000	.625	1.337	.515	2.440	1/2-20	1.440	9°	.875	.610	21250	64.00			
22CMR08U2 22CML08U2	.5000	.625	1.337	.515	2.440	5/8-18	1.440	9°	.875	.610	21250	64.00			
22CMR10U1 22CML10U1	.6250	.750	1.525	.577	2.625	5/8-18	1.530	12°	1.062	.750	23900	85.00			
22CMR10U2 22CML10U2	.6250	.750	1.525	.577	2.625	3/4-16	1.530	12°	1.062	.750	23900	85.00			

21 CNZ Part Numbers, Dimensions, Tolerances, Loads, & Prices															
Bearing Part Number	B	W	D	H	C	X	O	E	Static Load Limit		Price				
	Ball Bore	Ball Width	Race O/Dia.	Race Width	Race Chamfer	Angle	Ball Dia.	Ball Face	Radial	Axial					
	+0.002 -0.005	-0.000 -0.005	+0.000 -0.005	+0.000 -0.010	+0.000 -0.010	Min	Ref	Min	Radial	Axial					
	Inch											Deg.	Inch		lbf.
21CNZ04	.2500	.343	.6562	.255	.020	10°	.500	.364	5430	291	22.00				
21CNZ05	.3125	.375	.7500	.286	.020	10°	.593	.419	7545	485	23.00				
21CNZ06	.3750	.406	.8125	.317	.030	9°	.625	.475	9100	815	24.00				
21CNZ07	.4375	.437	.9062	.348	.030	8°	.687	.530	11300	1146	25.00				
21CNZ08	.5000	.500	1.000	.395	.030	9°	.781	.600	15050	1734	27.00				
21CNZ081	.5005	.437	.8750	.380	.030	6°	.718	.560	12970	1585	27.00				
21CNZ10	.6250	.625	1.1875	.505	.030	9°	1.000	.739	25680	3519	36.00				
21CNZ12	.7500	.750	1.4375	.598	.040	9°	1.250	.920	39300	5375	46.00				

Spherical Bearing, Self-lubricating, Wide Series 21CWZ Silver

21 CWZ Part Numbers, Dimensions, Tolerances, Loads, & Prices															
Bearing Part Number	B	W	D	H	C	X	O	E	Static Load Limit		Price				
	Ball Bore	Ball Width	Race O/Dia.	Race Width	Race Chamfer	Angle	Ball Dia.	Ball Face	Radial	Axial					
	+0.002 -0.005	-0.000 -0.005	+0.000 -0.005	+0.000 -0.010	+0.000 -0.010	Min	Ref	Min	Radial	Axial					
	Inch											Deg.	Inch		lbf.
21CWZ04	.2500	.437	.6250	.332	.025	15°	.531	.300	8220	1157	24.00				
21CWZ05	.3125	.437	.6875	.322	.025	14°	.594	.360	8840	927	24.00				
21CWZ06	.3750	.500	.8125	.411	.030	9°	.687	.470	13890	2148	25.00				
21CWZ07	.4375	.562	.9375	.447	.030	10°	.781	.537	17489	2663	26.00				
21CWZ08	.5000	.625	1.0000	.510	.030	9°	.875	.607	22890	3817	28.00				
21CWZ10	.6250	.750	1.1875	.572	.030	12°	1.062	.747	31730	4993	36.00				
21CWZ101	.6255	.875	1.3750	.630	.040	14°	1.218	.849	40630	6286	48.00				
21CWZ12	.7500	.875	1.3750	.635	.040	13°	1.250	.845	42070	6376	49.00				



GKN MOTORSPORT TRIPODE JOURNALS AND HOUSINGS

Tripode Joint Features:

- Higher efficiency than ball-type joints, resulting in reduced torque losses, due to supporting the spherical tripod rollers on needle bearings, ensuring low friction
- Very low plunge resistance • Low wear rates
- Consistent "off the shelf" performance. No "running in" required
- Simple component assembly and dismantling
- Lightweight - G169 housing is 30% lighter than competitor's equivalent unit, as well as being lighter than a GKN plunging CV joint
- Available in various torque classes to suit most applications
- Race-proven design, used for many seasons from Formula Ford to Formula One



Tripode Journals and Housings

Part#	Size	Spline	Typical Applications	Price
MS3H001	G169	22	F/Ford, F2000, F3, F Atlantic	\$46.00
MS3H002	G169	30	F/Ford, F2000, F3, F Atlantic	\$46.00
MS9H002	G169	30	44 mm Housing	\$163.00
MS9H003	G169	30	Corner Kit - includes Journal, Housing and Boot	\$221.00
MS6H004	G169	30	G169 Boot with Adapter	\$14.00
MS9H004	G169	30	MS9H003 Corner Kit - without Journal	\$189.00
MS3M001	G182	27	Touring Cars, GT Cars, F3000, F1	\$176.00
MS3S003	G187	30	CART Cars, IMSA, GT cars, F1	\$237.00



GKN GREASES

GKN MotorSport has utilized their tribological expertise and resources to develop two new fully-synthetic, high-temperature, constant velocity joint greases specially formulated for motorsports applications.

- Part# MS9U024 Ball Joint Grease
- Part# MS9U025 Tripode Joint Grease
- \$35.00 Each
- \$383.40 per 12 pack

CV JOINT BOOTS & CAPS

- Part# MS6K018 Si 10 Standard Boot - \$9.00
- Part# MS6J002 Si 10 Aero Boot - \$20.00
- Part# MS5076 911 Porsche 75-84 Si 12 Aero Boot - \$22.50
- Part# MS6N001 Si 15 Aero Boot - \$33.50
- Part# MS6S001 Si 18 Aero Boot (Titanium) - \$255.00

GKN MOTORSPORT LIGHTWEIGHT, EASY-MOTION PLUNGING CV JOINTS

Lobro CV Joint Features:

- Significant weight reduction, over 20% lighter than the standard component.
- Improved heat dissipation through the joint due to machined outer race.
- Each joint is hand assembled by a GKN MotorSport Technician.
- Each Joint is given a protective finish.



Advantages:

- Cooler running temperature of the joint, improving joint life and reducing the risk of premature failure.
- Reduced power losses through the driveline system.
- Reduced mass, transmission inertia and unsprung weight.
- When used with GKN MotorSport CV joint grease and either high- or low-angle high-speed boots, joint life is further enhanced.
- Direct replacement of your existing joint.

Standard Lobro CV Joint

Part#	Size	Outside Dia. (mm)	Typical Applications	Price
MS3J001	10	94	F/Ford, F2000, F3	\$53.00
MS3017/L	12	100	FT/F Atlantic, Touring Cars, etc.	\$72.00
MS3050	15	108	Rally, GT Cars, F3000, Historic F1	\$115.00
MS3058	15	108	(40mm Deep plunge) Rally, GT cars F3000, Historic F1	\$89.00

GKN Gold (Lightweight) Lobro CV Joint

Part#	Size	Outside Dia. (mm)	Typical Applications	Price
MS3J003	10	94	F/Ford, F2000, F3	\$170.00
MS3K020	12	100	FT/F Atlantic, Touring Cars, etc.	\$199.00
MS3N015	15	108	Rally, GT Cars, F3000, Historic F1	\$230.00
MS3N014	15	108	(40mm Deep plunge) Rally, GT cars F3000, Historic F1	\$220.00
MS3S001	18	115	GT cars, Can-Am	\$500.00



DRIVE COUPLINGS

FOR LATE MODEL AND FORMULA B, 2 LITER SPORTS RACERS

(Chevron, Brabham, Lola, etc.)
Heavy Duty 5.25" Bolt Circle.

Part # 21/924/1-6
\$225.00 each

METALASTIC COUPLINGS

(DRIVE DONUTS) FOR VINTAGE APPLICATIONS

Coupling for Formula Fords, Juniors, & Lotus. Heavy Duty 3.78" Bolt Circle.

Part # 21/9671
\$125.00 each

Carbon Cloth Thermal Bandage Kit

The 5mm thermal Band-Aid is a self-adhesive insulation material, providing effective protection up to 500f. Easily cut and formed to protect bulkheads, shocks, electronics, ect.

Part #
RS1-50 - 12"x17" sheet - \$64.95



Carbon Cloth Single and Double Knit Gloves

Single kit gloves work well for use around hot components and as a general mechanics glove. Use the double knit gloves for work on high temperature components such as exhaust, brakes, and clutches.

Part # Single Knit Gloves - \$42.00
Part # - Double Knit Gloves \$48.00



RAYCHEM DR25 FLEXIBLE HEAT SHRINK TUBING

Raychem Heat Shrink Tubing is specially formulated for long term heat and fluid resistance. This tubing is shrinkable, flexible and flame retardant, making it particularly suitable for protecting cables and wiring harnesses. Priced per foot.



Part Number	Price
DR25-1/8"	\$4.50
DR25-3/16"	\$4.25
DR25-1/4"	\$4.00
DR25-3/8"	\$4.75
DR25-1/2"	\$5.00
DR25-3/4"	\$6.00
DR25-1"	\$7.50



FUEL JUGS

Heavy-duty DOT Approved. White, Blue, or Red.
 2 1/2-Gallon
Part # 6221 - \$16.95
 5-Gallon
Part # 6220 - \$19.95
 FUEL JUG CAP (SPARE)
Part # 5221 - \$7.95
 REPLACEMENT GASKET FOR FUEL JUG CAP
Part # 5222 - \$3.00

FUEL FUNNELS

D-shape funnel allows for easy storage, prevents funnel from rolling, it also has a lip around the top to prevent fuel from splashing back out.

Part # 6110R \$10.95

FUEL FUNNEL FILTER - 115 Micron
Part # 6119 \$5.75



HEAVY DUTY FUNNEL

This heavy-duty, unbreakable plastic, fast-fill funnel has a wide mouth and narrow filler tube. Features a built-in brass filter screen. 2 quart capacity.

Part # 3697 \$5.95

18" FILLER HOSE

This 18" filler hose fits directly into the cap of the fuel jug (PN 6220). **Part # 5225 - \$8.00**



FUEL PRESSURE GAUGE



Direct Mount, 1 1/2" diameter gauge. Chrome metal housing, glass lens, and 1/8" NPT thread for mounting.

Part# 153002 - Mechanical 15 PSI - Price \$24.95

Part# 153003 - Mechanical 100 PSI - Price \$24.95



NEW CARBON FIBER DUCTING!
 Call us for pricing and product range!

AIR DUCT

Scat ducting is recommended for use in extremely cold or hot air where temperatures range from -65° to +550° F.

Price is Per Foot		
AD	1"	\$4.00
AD1.25	1.25"	\$4.15
AD1.5	1.5"	\$4.75
AD2	2"	\$5.45
AD2.5	2.5"	\$6.25
AD3	3"	\$6.75
AD3.5	3.5"	\$7.80
AD4	4"	\$8.50
AD5	5"	\$11.00



AIR DUCTING SYSTEMS


Air ducts are used by virtually all forms of motor racing. Computer-aided design provides optimum aerodynamic shape for smooth, uninterrupted air flow.

The NACA ducts can be easily installed in side windows or body panels to provide cool outside air for brakes, oil coolers, and/or driver comfort.



Brake Ducts


Part #	Description	Price
7007	Bumper mount, large single hose - 13.5" L x 5.5" W x 9.5" H	\$25.95
7008	Bumper mount, small dual hose - 9.5" L x 5" W x 5.75" H	\$24.50
7009	Bumper mount, small single hose - 9.5" L x 5" W x 5.5" H	\$23.50
7022	Headlight mount - 7.75" L x 5.5" W x 4" H	\$18.95



NACA Ducts

Part #	Description	Price
7019	Single hose-clear - 10.5" L x 6" W x 4" H	\$32.50
7020	Single hose-black - 10.5" L x 6" W x 4" H	\$20.95
7023*	Small single hose-clear - 8" L x 5" W x 3" H	\$28.95
7024*	Small single hose-black - 8" L x 5" W x 3" H	\$19.95
7031	Dual hose-clear - 10.5" L x 9" W x 3.5" H	\$32.95
7030	Dual hose-black - 10.5" L x 9" W x 3.5" H	\$23.50

* Uses 2 1/2" hose - All others use 3" hose



Rear End/Cooler Ducts

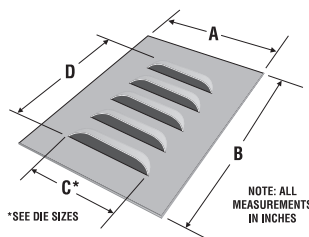

Part #	Description	Price
7028	5 3/4" x 11" single hose - 11.75" L x 8.25" W x 6.25" H	\$33.95
7029	8 1/2" x 11" dual hose - 11.5" L x 11" W x 6.25" H	\$36.95

Air Ducts

Part #	Description	Price
9501	Offset air duct, fits 3" dia. hose - 9.5" L x 5.125" W x 5.5" H	\$23.50
9500	Center air duct, fits 3" or 4" dia. hose - 8.25" L x 6" W x 4" H	\$21.00

NOTE: Most of the ducting shapes shown above are now available in carbon fiber. See the photo to the right of the NACA Ducts. Call us for more information.

STOCK or CUSTOM LOUVERS



If you are looking for a way to allow more air movement through a body panel, or capture that classic louvered look of racing cars of the fifties and sixties, TRUECHOICE offers both standard louvered panels or a custom louver fabricating service. There are five standard louver die widths in stock (2 1/2", 5", 6", 7" & 9") (custom widths are offered). Each louver is 3/4" in depth and can be placed as close as 3/4". Drawing illustrates the dimensions needed for custom fabrication. Chart lists the standard panels that we offer. Standard material used is 3000 series aluminum panel. Other materials can be used on a custom order.

Standard Louvers	
3000 Series Aluminum Panel	
5" x 16" with 10-2 1/2" Louvers	\$20.00
8" x 16" with 10-5" Louvers	\$22.00
9" x 16" with 10-6" Louvers	\$23.00
10" x 16" with 10-7" Louvers	\$25.00
14" x 10" with 2 rows (12) of 5"	\$32.00



ADJUSTABLE HOOD PIN KIT

Hood Pin Kit adjusts from 3" to 4". Comes complete with all the mounting hardware.

Part #	Description	Price
4051	3" to 4" Hood Pin Kit	\$8.45

HOOD PIN KIT

Made from aluminum, these hood pin kits are ideal as an extra safety measure. Available in two sizes.

Part #	Description	Price
1301	3" Hood Pin Kit	\$6.85

Terry body hold-down springs

These easy to install body fasteners will allow body panels to move when impacted, but the springs will pull the parts back in line. Made from stainless steel, with natural or black finish.

Terry spring kit black - \$12.00 pair
Terry spring kit - \$13.00 pair

Clevis style hood pin kit

Stainless clevis pin retainers bolt or rivet to the hood, allows easy attachment without worrying about losing clips or pins like standard hood pin kits.

Steel lynchbolt - \$15.00 kit



HELICOPTER TAPE

Leading Edge Tape
Strong, tough and clear, Helicopter tape is used to protect the leading edges of wings, noses, etc. Designed to protect rotor edges of helicopters, hence its name.


2"	2" X 50 yards	\$79.65
4"	4" X 50 yards	\$99.95
2"	2" x 10 yard roll	\$18.00
4"	4" x 10 yard roll	\$35.95



PROTEX BODY LATCHES

These super-high-strength, over-center latches are the perfect solution for retaining large body panels, noses, doors, spoilers, etc. They have a positive-locking feature, and will not bend or lose adjustment.

Part # 89-1069 \$24.50 each



JAB ROCK SKID MATERIAL

83 7/8" x 39 3/8" Sheet
4 mm - Price \$250.00
6 mm - Price \$265.00



Borgeson shifter linkage joints

These pin and block joints are comparable to the original joints used by race car manufacturers. They are very lightweight and durable.

Part number	Description	Price
U7H-1/2 X 5/8	.625 O.D. X .500 on both ends	\$32.95 each
U7H-1/2 X 1/2	.750 O.D. X .500 on one end and .625 on one end	\$32.95 each
U7H-5/8 X 5/8	.750 O.D. X .625 on both ends	\$32.95 each
U7H-5/8 X 3/4	1 inch O.D. X .625 on one end and .750 on one end	\$45.95 each
U7H-3/4 X 3/4	1 inch O.D. X .750 on both ends	\$45.95 each



THROTTLE RETURN ASSEMBLY

available in 2 inch or 3 inch.
\$50.00 each



GAFFERS TAPE

Less aggressive adhesive than racer's tape, leaves no residue. 2" x 60 yards available in Black, Red, and Blue. \$14.00 each

RACERS TAPE

1st Quality
2" x 60 yards available in White, Red, Blue, Yellow, Silver, Black, Orange, Green.
\$6.00 each



ROLL BAR PADDING

Offset and lightweight. Available in 3 foot lengths.

080-500	Black	\$5.50
080-501	Blue	\$5.50
080-502	Red	\$5.50
080-504	Silver	\$5.50

ALUMINIZED RACERS TAPE

Shiny silver in color.
\$8.50 each

APEX UNIVERSAL JOINT

Rubber covered and permanently lubricated.

MS20271B10	1/2" Bore X 2-3/4"	\$67.00
MS20271B12	5/8" Bore X 3-3/16"	\$72.00
MS20271B14	3/4" Bore X 3-5/8"	\$87.00



D-CLAMPS


Aluminum with protective rubber sleeve.



Part Number	Size	Price
31300	1/8" O.D.	\$0.85
31301	3/16" O.D.	\$0.85
31302	1/4" O.D.	\$0.85
31304	3/8" O.D.	\$0.85
31305	7/16" O.D.	\$0.95
31306	1/2" O.D.	\$0.95
31308	5/8" O.D.	\$0.95
31310	3/4" O.D.	\$1.20
31311	13/16" O.D.	\$1.50
31314	1" O.D.	\$1.75
31322	1-1/2" O.D.	\$2.20

ABA SURE-SEAL CLAMPS

Reusable clamps feature a super-strong housing with rounded-band edges and a smooth inner surface to grip the hose properly but without cutting or damaging the surface. Available in both aluzinc and stainless steel.



Part #	Application	SAE Size	Inches	MM	Price Stainless	Price Aluzinc
12017	Fuel-Line & Air Hose	4	7/16 - 11/16	11-17	\$1.40	\$0.70
12020	Fuel-Line & Air Hose	6	1/2 - 13/16	13-20	\$1.50	\$0.75
12028	Heater Hose	10	3/4 - 1 1/8	19-28	\$1.60	\$0.80
12032	Heater Hose	12	7/8 - 1 1/4	22-32	\$1.70	\$0.85
12044	Radiator Hose	20	1 1/4 - 1 3/4	32-44	\$1.80	\$0.90
12056	Radiator Hose	28	1 3/4 - 2 1/4	44-56	\$2.00	\$1.00
12065	Radiator Hose	32	2 - 2 9/16	50-65	\$2.20	\$1.20
12075	Radiator Hose	40	2 5/16 - 3	58-75	\$2.40	\$1.30
12095	Air Duct Hose	52	3 - 3 1/4	77-95	\$2.60	\$1.40
12112	Air Duct Hose	64	3 7/16 - 4 7/16	87-112	\$2.80	\$1.40

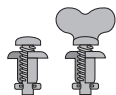
CAMLOC QUARTER TURN FASTENERS

Smaller and lighter than Dzus fasteners, Camlocs are standard equipment on most late-model race cars and are an excellent method of panel & body-work retention for a wide range of applications.

2600/2700 SERIES STUD SELECTION TABLE USING 212-12 RECEPTACLES

Total Grip Thickness	Dash Number
.020 - .029	-
.030 - .059	-1
.060 - .079	-
.060 - .089	-2
.080 - .089	-
.090 - .119	-3
.120 - .149	-4
.150 - .179	-5
.180 - .209	-6
.210 - .239	-7
.240 - .269	-8
.270 - .299	-9
.300 - .329	-10
.330 - .359	-11
.360 - .389	-12
.390 - .419	-13
.420 - .449	-14
.450 - .479	-15
.480 - .509	-16
.510 - .539	-17
.540 - .569	-18
.570 - .599	-19
.600 - .629	-20

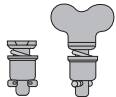
Larger sizes available upon request



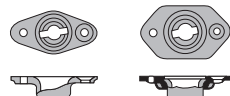
2600 SERIES



2700 SERIES



4002 SERIES



214-16 244-16
4002 RECEPTACLES

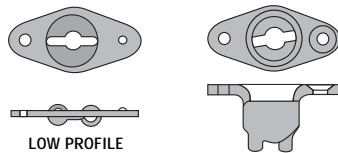


- 2600 • Series Protruding Studs
- 2700 • Series Flush Mount Studs
- 212-12 • Receptacles for 2600/2700
- 4002 • Series High Strength Studs
- 4002 • Series Grommets & Snap Rings
- 214-16 & 244-16 • Receptacles for 4002 Studs

Most sizes from dash 1-16 studs are stocked dependant on availability.

Camloc Prices starting at \$3.50 for Stud and Receptacles in box

To select the proper length 2600 or 2700 Series stud assembly, refer to the stud selection chart. Opposite the grip range: .120 - .149, stud length -4 is indicated for use with the 212-12 receptacle.



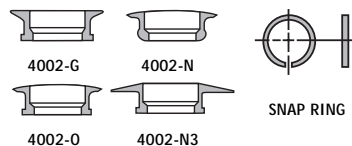
212-12 RECEPTACLES

4002 SERIES STUD SELECTION TABLE USING 214-16			
Total Grip	4002-G	4002-N, O	4002-N3
.021 - .050	-	-1	-2
.051 - .080	-	-2	-3
.081 - .110	-2	-3	-4
.111 - .140	-3	-4	-5
.141 - .170	-4	-5	-6
.171 - .200	-5	-6	-7
.201 - .230	-6	-7	-8
.230 - .260	-7	-8	-9
.261 - .290	-8	-9	-10
.291 - .320	-9	-10	-11
.321 - .350	-10	-11	-12

Add one to each Dash No. for 244-16

Ordering information:

Determine total grip thickness. **Note:** increase total grip to allow for thickness of paint or other finishes, and for the compressed thickness of any gasket.



DZUS FASTENERS

EHF5 STUD ASSEMBLIES - Dzus EHF5 stud assemblies are sold with the stud and ejector spring secured in the mounting plate. The plate is riveted to the top of the removable panel, providing an advantage on weak materials by spreading stud tensile load. The extreme self-ejection on EHF5 studs is a special advantage on curved or sliding panels.

Materials and Finishes: Stud - steel, heat treated and zinc plated. Retaining Plate - steel, zinc plated. Spring - 300-series stainless steel. **Prices starting at \$2.25 each**

Part #	Price	Grip
EHF5-40	\$2.25	.400"
EHF5-45	\$2.25	.450"
EHF5-50	\$2.25	.500"
EHF5-55	\$2.25	.550"
EHF5-60	\$2.25	.600"
EHF5-65	\$2.25	.650"
EHF5-75	\$3.35	.750"



8120 & 8210 WELD PLATES FOR PANEL FASTENERS -

The 8120 & 8210 weld plates have a stud entry hole especially designed to accept the EHF5. Extra plate length permits bending to fit a variety of applications.

Part #	Description	Price
8120	Weld Plate Receptacle - Self-eject Plate - for 1" Spring	\$2.10
8210	Weld Plate Receptacle - Flat Plate - for 1 3/8" Spring	\$2.10

S5A 1" SPRINGS - S5A receptacle springs are riveted to a support or attached to a weld plate receptacle. **Spring material:** Music wire, zinc plated with yellow chromate finish.

Part #	Price	Grip
S5A-200	\$0.85	.200"
S5A-225	\$0.85	.225"
S5A-250	\$0.85	.250"
S5A-275	\$0.85	.275"



EHF5 WINGED DZUS ASSEMBLIES - Perfect for inspection plates, battery boxes, etc.

Part #	Price	Grip
EHF5W-40	\$2.50	.400"
EHF5W-50	\$3.00	.500"
EHF5W-60	\$3.00	.600"



DZUS FASTENERS PANEL THICKNESS - BUILD CHART

Total Thickness	Use Stud EHF5-	With Spring S5A	Total Thickness	Use Stud EHF5-
.120 - .149	-40	-275	.032 - .064	-40
.150 - .174	-40	-250	.065 - .089	-40
.175 - .199	-40	-225	.090 - .114	-40
.200 - .224	-40	-200	.115 - .139	-40
.225 - .249	-50	-275	.140 - .164	-50
.250 - .274	-50	-250	.165 - .189	-50
.275 - .299	-50	-225	.190 - .214	-50
.300 - .324	-50	-200	.215 - .239	-50
.325 - .349	-60	-275	.240 - .264	-60
.350 - .374	-60	-250	.265 - .289	-60
.375 - .399	-60	-225	.290 - .314	-60
.400 - .424	-60	-200	.315 - .339	-60

DZUS FASTENER KIT

Contains 4 each of the following fasteners: EHF-5-40, -45, -50, -55, -60. Includes 8 each of the following springs: S5A-200, -225, -250. One Dzus tool. Packaged in a durable plastic box. **\$58.95**

DZUS TOOL This tool is a must if you have Dzus fasteners on your car. Enables a quick operation of Dzus fasteners. **Part # 71600 - \$6.25 each**



CAMLOC PLIERS

These pliers work with both the heavy-duty and light-duty Camloc studs. To install the studs you must compress the internal spring — which can be difficult to do without the proper pliers **\$50.00**



AIRCRAFT BOLTS

AN3 TO AN8

Hex head aircraft bolts are made of high-strength alloy steel. These bolts are centerless, ground and threaded after heat treatment. Minimum tensile strength 125,000 psi. Cadmium plated finish. The length of AN aircraft bolts is measured from under the head to the end of the shank. The "grip" is the unthreaded portion of the shank.

AN No.	AN3		AN4		AN5		AN6		AN7		AN8	
Dia.	(.186-.189)		(.246-.249)		(.309-.312)		(.371-.374)		(.433-.437)		(.495-.499)	
Dash No.	Grip	Length	Grip	Length	Grip	Length	Grip	Length	Grip	Length	Grip	Length
3	.063	.469	.063	.469	-	-	-	-	-	-	-	-
4	.125	.531	.063	.531	.063	.594	-	-	-	-	-	-
5	.250	.656	.188	.656	.188	.719	.063	.703	.063	.719	-	-
6	.375	.781	.313	.781	.313	.844	.188	.828	.188	.844	.063	.844
7	.500	.906	.438	.906	.438	.969	.313	.953	.313	.969	.188	.969
10	.625	1.03	.563	1.03	.563	1.09	.438	1.08	.438	1.09	.313	1.09
11	.750	1.16	.688	1.16	.688	1.22	.563	1.20	.563	1.22	.438	1.22
12	.875	1.28	.813	1.28	.813	1.34	.688	1.33	.688	1.34	.563	1.34
13	1.00	1.41	.938	1.41	.938	1.47	.813	1.45	.813	1.47	.688	1.47
14	1.13	1.53	1.06	1.53	1.06	1.59	.938	1.58	.938	1.59	.813	1.59
15	1.25	1.66	1.19	1.66	1.19	1.72	1.06	1.70	1.06	1.72	.938	1.72
16	1.38	1.78	1.31	1.78	1.31	1.84	1.19	1.83	1.19	1.84	1.06	1.84
17	1.50	1.91	1.44	1.91	1.44	1.97	1.31	1.95	1.31	1.97	1.19	1.97
20	1.63	2.03	1.56	2.03	1.56	2.09	1.44	2.08	1.44	2.09	1.31	2.09
21	1.75	2.16	1.69	2.16	1.69	2.22	1.56	2.20	1.56	2.22	1.44	2.22
22	1.88	2.28	1.81	2.28	1.81	2.34	1.69	2.33	1.69	2.34	1.56	2.34
23	2.00	2.41	1.94	2.41	1.94	2.47	1.81	2.45	1.81	2.47	1.69	2.47
24	2.13	2.53	2.06	2.53	2.06	2.59	1.94	2.58	1.94	2.59	1.81	2.59
25	2.25	2.66	2.19	2.66	2.19	2.72	2.06	2.70	2.06	2.72	1.94	2.72
26	2.38	2.78	2.31	2.78	2.31	2.84	2.19	2.83	2.19	2.84	2.06	2.84
27	2.50	2.91	2.44	2.91	2.44	2.97	2.31	2.95	2.31	2.97	2.19	2.97
30	2.63	3.03	2.56	3.03	2.56	3.09	2.44	3.08	2.44	3.09	2.31	3.09
31	2.75	3.16	2.69	3.16	2.69	3.22	2.56	3.20	2.56	3.22	2.44	3.22
32	2.88	3.28	2.81	3.28	2.81	3.34	2.69	3.33	2.69	3.34	2.56	3.34
33	3.00	3.41	2.94	3.41	2.94	3.47	2.81	3.45	2.81	3.47	2.69	3.47
34	3.13	3.53	3.06	3.53	3.06	3.59	2.94	3.58	2.94	3.59	2.81	3.59
35	3.25	3.66	3.19	3.66	3.19	3.72	3.06	3.70	3.06	3.72	2.94	3.72
36	3.38	3.78	3.31	3.78	3.31	3.84	3.19	3.83	3.19	3.84	3.06	3.84
37	3.50	3.91	3.44	3.91	3.44	3.97	3.31	3.95	3.31	3.97	3.19	3.97
40	3.63	4.03	3.56	4.03	3.56	4.09	3.44	4.08	3.44	4.09	3.31	4.09

AIRCRAFT BOLT PRICING / AN3's from \$0.20 AN4's from \$0.30 AN5's from \$0.50 AN6's from \$0.94 AN7's from \$1.20 AN8's from \$1.75

HARDWARE KITS
One of our best-selling items!



TRUECHOICE HARDWARE KITS ARE LOADED!

TRUECHOICE has combined some of the most commonly used aircraft hardware items into kits for workshop and racetrack. Our kits and assortments are packaged in unbreakable plastic boxes and contain enough hardware for maintenance and repair. **AN AIRFRAME WASHER KIT** - Contains AN 960 steel flatwashers (gold cadmium plated). Regular thickness is 1/16", light thickness is 1/32". Kit contains sizes #10 (3/16") to 3/8" in quantities of 100, and sizes 7/16" and 1/2" in quantities of 50...priced at only **\$32.35** which includes unbreakable box!

AIRFRAME WASHER & AIRCRAFT LOCKNUT KIT - Contains 100 each thick and thin AN 960 steel flatwashers per above listing in each size #10, 1/4, 5/16, 3/8. Also contains 10 each AN 364 half-height and AN 365 full-height nylon insert locknuts and 10 MS21042 all metal self-locking "jetnuts" in each size #10-32, 1/4-28, 5/16-24, 3/8-24. Price of **\$54.60** includes unbreakable box.

AIRFRAME WASHER AND JETNUT KIT - Contains 100 each thick and thin AN 960 steel flatwashers in each size #10, 1/4, 5/16, 3/8. Also contains 40 each #10-32 and 1/4-28 and 25 each 5/16-24 and 3/8-24 all metal "jetnuts". Priced at **\$69.95** which includes unbreakable box.

"TYRAP" KITS - Contains an assortment of the most commonly used cable tie sizes. T&B tyrap use a stainless steel locking tab in the head to ensure positive grip. Assortment of 265 black, UV and weather resistant tyrap priced at only **\$31.25**



AN AIRFRAME BOLT ASSORTMENTS

The assortment for each bolt diameter contains a selection of bolts with lengths up to 3". Grips (unthreaded shanks) are provided in 1/4" increments through the range of lengths supplied.

AN BOLT DIAMETER	SIZE	BOLT QTY	GRIP RANGE	OAL RANGE	PRICE
3	#10-32	34	1/16-2 1/2	1/2 - 3	\$10.80
4	1/4-28	34	1/16-2 7/16	1/2 - 3	\$15.50
5	5/16-24	30	3/16-2 7/16	3/4 - 3	\$23.85
6	3/8-24	18	5/16-2 5/16	1 - 3	\$24.30
7	7/16-20	12	5/16-2 5/16	1 - 3	\$25.35
8	1/2-20	12	5/16-2 3/16	1 - 3	\$32.95

Unbreakable bolt box (holds up to 6 diameters) Part# 4629T19 **\$8.95**
NOTE: Each diameter sold separately.



AEROSPACE BOLTS

NAS 1103 TO NAS 1108 SHEAR BOLTS

NAS aerospace bolts are fine-threaded, dimple-head hex bolts with an ultimate shear strength of 95,000 psi. These bolts are centerless, ground and threaded after heat treatment. Cadmium plated finish. The length of NAS aircraft bolts is measured from under the head to the end of the shank. The "Grip" is the unthreaded portion of the shank.

NAS No.	NAS 1003		NAS 1104		NAS 1105		NAS 1106		NAS 1107		NAS 1108	
Dia.	3/16" (.186-.189)		1/4" (.246-.249)		5/16" (.309-.312)		3/8" (.371-.374)		7/16" (.433-.437)		1/2" (.495-.499)	
Dash No.	Grip	Length	Grip	Length	Grip	Length	Grip	Length	Grip	Length	Grip	Length
1	.062	.338	.062	.378	.062	.437	.062	.453	.062	.515	.062	.515
2	.125	.401	.125	.441	.125	.500	.125	.516	.125	.578	.125	.578
3	.188	.464	.188	.504	.188	.563	.188	.579	.188	.641	.188	.641
4	.250	.526	.250	.566	.250	.625	.250	.641	.250	.703	.250	.703
5	.312	.588	.312	.628	.312	.687	.312	.703	.312	.765	.312	.765
6	.375	.651	.375	.691	.375	.750	.375	.766	.375	.828	.375	.828
7	.438	.714	.438	.754	.438	.813	.438	.829	.438	.891	.438	.891
8	.500	.776	.500	.816	.500	.875	.500	.891	.500	.953	.500	.953
9	.562	.838	.562	.878	.562	.937	.562	.953	.562	1.015	.562	1.015
10	.625	.901	.625	.941	.625	1.000	.625	1.016	.625	1.078	.625	1.078
11	.688	.964	.688	1.004	.688	1.063	.688	1.079	.688	1.141	.688	1.141
12	.750	1.026	.750	1.066	.750	1.125	.750	1.141	.750	1.203	.750	1.203
13	.812	1.088	.812	1.128	.812	1.187	.812	1.203	.812	1.265	.812	1.265
14	.875	1.151	.875	1.191	.875	1.250	.875	1.266	.875	1.328	.875	1.328
15	.938	1.214	.938	1.254	.938	1.313	.938	1.329	.938	1.391	.938	1.391
16	1.000	1.276	1.000	1.316	1.000	1.375	1.000	1.391	1.000	1.453	1.000	1.453
17	1.062	1.338	1.062	1.378	1.062	1.437	1.062	1.453	1.062	1.515	1.062	1.515
18	1.125	1.401	1.125	1.441	1.125	1.500	1.125	1.516	1.125	1.578	1.125	1.578
19	1.188	1.464	1.188	1.504	1.188	1.563	1.188	1.579	1.188	1.641	1.188	1.641
20	1.250	1.526	1.250	1.566	1.250	1.625	1.250	1.641	1.250	1.703	1.250	1.703
21	1.312	1.588	1.312	1.628	1.312	1.687	1.312	1.703	1.312	1.765	1.312	1.765
22	1.375	1.651	1.375	1.691	1.375	1.750	1.375	1.766	1.375	1.828	1.375	1.828
23	1.438	1.714	1.438	1.754	1.438	1.813	1.438	1.829	1.438	1.891	1.438	1.891
24	1.500	1.776	1.500	1.816	1.500	1.875	1.500	1.891	1.500	1.953	1.500	1.953
25	1.562	1.838	1.562	1.878	1.562	1.937	1.562	1.953	1.562	2.015	1.562	2.015
26	1.625	1.901	1.625	1.941	1.625	2.000	1.625	2.016	1.625	2.078	1.625	2.078
27	1.688	1.964	1.688	2.004	1.688	2.063	1.688	2.079	1.688	2.141	1.688	2.141
28	1.750	2.026	1.750	2.066	1.750	2.125	1.750	2.141	1.750	2.203	1.750	2.203
29	1.812	2.088	1.812	2.128	1.812	2.187	1.812	2.203	1.812	2.265	1.812	2.265
30	1.875	2.151	1.875	2.191	1.875	2.250	1.875	2.266	1.875	2.328	1.875	2.328
31	1.938	2.214	1.938	2.254	1.938	2.313	1.938	2.329	1.938	2.391	1.938	2.391
32	2.000	2.276	2.000	2.316	2.000	2.375	2.000	2.391	2.000	2.453	2.000	2.453
34	2.125	2.401	2.125	2.441	2.125	2.500	2.125	2.516	2.125	2.578	2.125	2.578
36	2.250	2.526	2.250	2.566	2.250	2.625	2.250	2.641	2.250	2.703	2.250	2.703
38	2.375	2.651	2.375	2.691	2.375	2.750	2.375	2.766	2.375	2.828	2.375	2.828
40	2.500	2.776	2.500	2.816	2.500	2.875	2.500	2.891	2.500	2.953	2.500	2.953
42	2.625	2.901	2.625	2.941	2.625	3.000	2.625	3.016	2.625	3.078	2.625	3.078
44	2.750	3.026	2.750	3.066	2.750	3.125	2.750	3.141	2.750	3.203	2.750	3.203
46	2.875	3.151	2.875	3.191	2.875	3.250	2.875	3.266	2.875	3.328	2.875	3.328
48	3.000	3.276	3.000	3.316	3.000	3.375	3.000	3.391	3.000	3.453	3.000	3.453
50	3.125	3.401	3.125	3.441	3.125	3.500	3.125	3.516	3.125	3.578	3.125	3.578
52	3.250	3.526	3.250	3.566	3.250	3.625	3.250	3.641	3.250	3.703	3.250	3.703
54	3.375	3.651	3.375	3.691	3.375	3.750	3.375	3.766	3.375	3.828	3.375	3.828
56	3.500	3.776	3.500	3.816	3.500	3.875	3.500	3.891	3.500	3.953	3.500	3.953
58	3.625	3.901	3.625	3.941	3.625	4.000	3.625	4.016	3.625	4.078	3.625	4.078
60	3.750	4.026	3.750	4.066	3.750	4.125	3.750	4.141	3.750	4.203	3.750	4.203
62	3.875	4.151	3.875	4.191	3.875	4.250	3.875	4.266	3.875	4.328	3.875	4.328
64	4.000	4.276	4.000	4.316	4.000	4.375	4.000	4.391	4.000	4.453	4.000	4.453

AEROSPACE BOLT PRICING NAS 1103's from \$0.50 NAS 1104's from \$0.75 NAS 1105's from \$1.40 NAS 1106's from \$3.50 NAS 1107's from \$6.50 NAS 1108's from \$6.75



SAFETY WIRE AND PLIERS

- Lock Wire 1 lb. cans**
- .025 .025 Diameter \$12.65
 - .032 .032 Diameter \$12.00
 - .041 .041 Diameter \$14.00

- Safety Wire Pliers**
- 01424 6" Diagonal Nose \$49.95
 - 01425 9" Standard \$53.95

SAFETY WIRE WINDING TOOL



Easy-grip handle makes twisting of safety wire a simple task. The holes in the end of the shaft hold the wire while a quick twist of the handle makes perfect double-twists every time. Part #01426 Price \$15.95

DRILL FIXTURES

Made from aircraft-grade aluminum with a hard anodized finish, this tool makes drilling bolts nearly foolproof! The drill fixture can be used with a hand drill or drill press on #10 through 5/8" bolts. It allows you to drill a hole through the center of the bolt head. You will rarely break a drill bit using this fixture! Price \$49.95



THREAD-CLEANING TAP SET

This thread-chasing tap set allows for quick cleaning of material from damaged coarse threads. Simply start the tap by hand, then run the tap in and out with a wrench. Each set includes 1/4", 5/16", 3/8", 7/16", 1/2" and 9/16" thread cleaning taps. *Not to be used for cutting new threads.*



Part #01450
Price \$12.95

NYLOCK NUTS

These elastic insert nuts are inexpensive and almost infinitely re-usable. Suitable for use where temperatures do not exceed 250° F, these steel nuts have a 125,000 psi tensile rating. The AN 364 series are reduced height (half-high) for shear application and the AN 365 series are full-height nuts.



Number	Size	Each	Per 100
-3	10-32	\$0.13	\$11.00
-4	1/4-28	\$0.18	\$15.00
-5	5/16-24	\$0.22	\$19.00
-6	3/8-24	\$0.24	\$21.00
-7	7/16-20	\$0.84	\$67.00
-8	1/2-20	\$1.20	\$96.00
-10	5/8-18	\$1.40	\$112.00

KAY NUTS

Commonly referred to as "Kay" or "Jet" nuts, these nuts are a good combination of high-strength (160,000 psi tensile), light weight and temperature resistance (to 450° F). They have a ring base for positive seating and a reduced hex for better wrench access. Universal use in CART/IRL and Formula One.



Part Number	Thread Size	Price Each	Price Per 100
MS21042-06	6-32	\$0.20	\$16.00
MS21042-08	8-32	\$0.20	\$16.00
MS21042-3	10-32	\$0.18	\$15.00
MS21042-4	1/4-28	\$0.24	\$19.00
MS21042-5	5/16-24	\$0.50	\$43.00
MS21042-6	3/8-24	\$0.75	\$69.00
MS21042-7	7/16-20	\$3.95	P.O.A.
MS21042-8	1/2-20	\$4.50	P.O.A.
6PH135M	6 X 1.0 mm	\$1.30	P.O.A.
8PH135M	8 X 1.25 mm	\$2.50	P.O.A.
10PH135M	10 X 1.25 mm	\$4.00	P.O.A.

JAM NUTS

Left and right hand threads.
Sizes 10-32 thru 1/2-20



Part Number	Price	Part Number	Price
JLH-3	\$0.46 ea.	JLH-6	\$0.64 ea.
JRH-3	\$0.15 ea.	JRH-6	\$0.35 ea.
JLH-4	\$0.59 ea.	JLH-7	\$1.20 ea.
JRH-4	\$0.29 ea.	JRH-7	\$0.53 ea.
JLH-5	\$0.57 ea.	JLH-8	\$1.58 ea.
JRH-5	\$0.22 ea.	JRH-8	\$0.68 ea.

SCREWS • SCREWS • SCREWS

Socket Head Cap Screws

Button Head Cap Screws

Flat Head Cap Screws

10-32, 1/4-28

All common sizes in stock.

Call for pricing.



THOMAS & BETTS TYRAPTS WITH METAL TONGUE

Great item, and they come in packs of 100!



T&B TYRAP MOUNT

Rivet to panel, etc., — small bracket gives a location to mount tyrapts.
Part # TB105 - \$0.75 ea.

NEW! PLASTIC MOUNT
With Super Peel-and-stick adhesive.

Part # TC5342A - \$1.00 each

Quantity discounts available.

Part Number	Size	Price per pack
TY23MX	.091" x 3.61"	\$5.50
TY24MX	.140" x 5.5"	\$7.95
TY25MX	.184" x 7.31"	\$9.45
TY26MX	.140" x 11.00"	\$12.35
TY27MX	.301" x 13.38"	\$32.00
TY28MX	.184" x 14.19"	\$23.00
TYRAP KIT (Assortment of 265)		\$31.25

WASHERS

The following washers are the highest quality and are useful for all applications including shims.

AN 970 LARGE AREA WASHERS

These large O.D. steel "fender" washers are used where a large washer bearing area is required. Manufactured in gold cad-plated steel.

AN960 COMMON WASHER

Commonly referred to as "AN" washers these are available in 1/16" (Regular Full Height) and 1/32" (Light Low Profile) thickness for each diameter. Manufactured in gold cad-plated steel.

MS20002 SERIES

These washers are chamfered on the top surface of the I.D. to match the radius under the heads of MS 20004 and NAS 624 series bolts. Plain, and countersunk, heat-treated flat MS2002 washers are available.



AN 970 Flat Washer		
Part #	Bolt Size	Price **
AN970-3	3/16"	\$0.07 ea.
AN970-4	1/4"	\$0.11 ea.
AN970-5	5/16"	\$0.15 ea.
AN970-6	3/8"	\$0.22 ea.
AN970-7	7/16"	\$0.48 ea.
AN970-8	1/2"	\$0.64 ea.
AN 960 Flat Washers Full Height-.063" Low Profile (L)-.032"		
Part #	Bolt Size	Price per 100
AN960-10	3/16"	\$2.15
AN960-10L	3/16"	\$1.65
AN960-416	1/4"	\$2.60
AN960-416L	1/4"	\$1.95
AN960-516	5/16"	\$3.30
AN960-516L	5/16"	\$2.15
AN960-616	3/8"	\$3.70
AN960-616L	3/8"	\$2.60
AN960-716	7/16"	\$4.82
AN960-716L	7/16"	\$4.45
AN960-816	1/2"	\$6.50
AN960-816L	1/2"	\$5.45
MS20002 Hardened Washers		
Part #	Bolt Size	Price **
MS20002-4	1/4"	\$0.04 ea.
MS20002-5	5/16"	\$0.09 ea.
MS20002-6	3/8"	\$0.11 ea.
MS20002-7	7/16"	\$0.13 ea.
MS20002 Beveled I.D. Washers		
Part #	Bolt Size	Price **
MS20002-C4	1/4"	\$0.18 ea.
MS20002-C5	5/16"	\$0.19 ea.
MS20002-C6	3/8"	\$0.24 ea.
MS20002-C7	7/16"	\$0.31 ea.

**Quantity discounts available.

AVEX POP RIVETS

All steel. Available in sizes 1/8", 5/32", and 3/16". Dome head, large head and countersunk. Multiple grip lengths available.

Price \$.10 to \$.20 each



NUT PLATES

Nut plates are used in blind mount applications where hex nuts are impractical or where an attached nut makes maintenance or disassembly easier.

Floating nut plates are extremely useful in applications where misalignment and/or size is a problem (body panels, skirts, spoilers, etc.) All nuts are steel, low height, self-locking and good to 450° F.

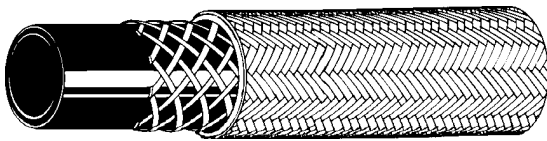


Part Number	Description	Price	
		10-32	1/4"-28
MS21047	Straight Fixed Lug	\$0.31 each	\$0.38 each
MS21055	Corner Fixed Lug	\$0.38 each	\$0.60 each
MS21059	Straight Floating	\$0.44 each	\$0.60 each
MS21061	1 Lug Floating	\$0.46 each	\$0.79 each
MS21069	2 Lug Reduced Spacing	\$0.31 each	\$0.39 each
MS21071	1 Lug Reduced Spacing	\$0.31 each	\$0.60 each

Other sizes are available - Call for information

AUTO-FLEX™ HTE™* HOSE

* HIGH TEMPERATURE ELASTOMERIC



USE WITH SWIVEL SEAL or AUTO-FIT HOSE ENDS

Hose Size	I.D.	O.D.	Maximum Operating Pressure (psi)*	Clamped Maximum Pressure (psi)**	Minimum Bend Radius	Part No.	Price per Foot
4	7/32	7/16	1500	250	2	300004	\$6.55
5	1/4	1/2	—*	250	2	300005	\$6.55
6	11/32	35/64	1500	250	2-1/2	300006	\$6.55
7	3/8	5/8	—*	250	3	300007	\$7.48
8	7/16	41/64	1500	250	3-1/2	300008	\$7.90
10	9/16	51/64	1250	250	4	300010	\$9.35
12	11/16	15/16	1000	250	4-1/2	300012	\$10.20
14	3/4	1-1/32	—*	250	5	300014	\$12.75
16	7/8	1-5/32	750	250	5-1/2	300016	\$14.00

*no hose ends to hook too.

PSI* - when used with AUTO-FIT or SWIVEL-SEAL hose ends.

PSI** - Pressure limiting factor will be the hose clamp. The hose limit far exceeds any pressure obtainable by clamping.

RUFF-STUFF™ HOSE



USE WITH SWIVEL SEAL or AUTO-FIT HOSE ENDS

Hose Size	Part No.	I.D.	O.D. (without cover)	O.D. (with cover)	Maximum* Pressure (psi)	Bend Radius	Price per Foot
4	200040	7/32	7/16	1/2	1500	2	\$12.40
6	200060	11/32	17/32	5/8	1500	2-1/2	\$15.50
8	200080	7/16	21/32	25/32	1500	3-1/2	\$18.15

*when used with auto-fit or swivel-seal hose ends.

SWIVEL-SEAL™ HOSE ENDS



STRAIGHT

Part #	Size	Price
800106	6	\$7.65
800108	8	\$10.20
800110	10	\$13.20
800112	12	\$18.70
800116	16	\$29.75



90°

90° TUBE

Part #	Size	Price
809106	6	\$21.70
809108	8	\$26.35
809110	10	\$30.60
809112	12	\$38.25
809116	16	\$46.75

120°

120° TUBE

Part #	Size	Price
812006	6	\$24.65
812008	8	\$29.75
812010	10	\$33.15
812012	12	\$40.40
812016	16	\$65.45



45°

45° LOW PROFILE

Part #	Size	Price
804506	6	\$23.40
804508	8	\$28.40
804510	10	\$34.85
804512	12	\$43.35
804516	16	\$61.30



90°

90° LOW PROFILE

Part #	Size	Price
809006	6	\$23.40
809008	8	\$28.40
809010	10	\$34.85
809012	12	\$43.35
809016	16	\$61.30



150°

150° TUBE

Part #	Size	Price
815006	6	\$24.65
815008	8	\$29.75
815010	10	\$33.15
815012	12	\$40.40
815016	16	\$65.45

180°

180° TUBE

Part #	Size	Price
818006	6	\$24.65
818008	8	\$29.75
818010	10	\$33.15
818012	12	\$40.40
818016	16	\$65.45

45° TUBE

Part #	Size	Price
804606	6	\$21.70
804608	8	\$26.35
804610	10	\$30.60
804612	12	\$38.25
804616	16	\$46.75

AUTO-FIT™ HOSE ENDS



STRAIGHT

Part #	Size	Price
300104	4	\$7.25
300106	6	\$7.65
300108	8	\$9.80
300110	10	\$12.35
300112	12	\$18.30



120° BENT TUBE

Part #	Size	Price
312004	4	\$23.80
312006	6	\$23.80
312008	8	\$28.75
312010	10	\$31.30
312012	12	\$35.80



45° BENT TUBE

Part #	Size	Price
304604	4	\$18.70
304606	6	\$19.55
304608	8	\$22.95
304610	10	\$27.20
304612	12	\$34.00
304616	16	\$42.50



150° BENT TUBE

Part #	Size	Price
315004	4	\$23.80
315006	6	\$23.80
315008	8	\$28.75
315010	10	\$31.30
315012	12	\$35.80
315016	16	\$48.55



90° BENT TUBE

Part #	Size	Price
309104	4	\$18.70
309106	6	\$19.55
309108	8	\$22.95
309110	10	\$27.20
309112	12	\$34.00
309116	16	\$42.50



180° BENT TUBE

Part #	Size	Price
318004	4	\$23.80
318006	6	\$23.80
318008	8	\$28.75
318010	10	\$31.30
318012	12	\$35.80

ALUMINUM ADAPTER FITTINGS

STEEL ALSO AVAILABLE

Earl's offers the most complete line of adapter fittings in the industry. In addition to the standard range of AN adapters in both aluminum and steel, over the past 30 years Earl's has designed and manufactured a wide selection of special adapter fittings to meet the needs of the racing industry.



PIPE THREAD TO AN ADAPTERS



STRAIGHT

Part #	Size	Thread	Price
981603	3	1/8	\$2.55
981604	4	1/8	\$2.55
981644	4	1/4	\$2.98
981662	6	1/8	\$3.40
981606	6	1/4	\$3.15
981666	6	3/8	\$4.25
981668	6	1/2	\$5.95
981607	8	1/4	\$4.00
981608	8	3/8	\$4.00
981688	8	1/2	\$5.95
981611	10	3/8	\$5.95
981610	10	1/2	\$5.95
981609	10	3/4	\$9.95
981612	12	3/4	\$10.65
981613	12	1/2	\$10.65
981615	16	3/4	\$21.25
981616	16	1	\$21.25



45° ELBOW

Part #	Size	Thread	Price
982303	3	1/8	\$8.50
982304	4	1/8	\$7.65
982344	4	1/4	\$8.50
982362	6	1/8	\$10.45
982306	6	1/4	\$8.50
982366	6	3/8	\$11.90
982368	6	1/2	\$18.95
982307	8	1/4	\$14.20
982308	8	3/8	\$10.45
982388	8	1/2	\$17.10
982311	10	3/8	\$17.10
982310	10	1/2	\$17.10
982309	10	3/4	\$23.75
982313	12	1/2	\$23.75
982312	12	3/4	\$23.75
982316	16	1	\$37.90

PIPE THREAD TO PIPE THREAD ADAPTERS



FEMALE COUPLING

Part #	Size	Price
991001	1/8	\$3.35
991002	1/4	\$3.85
991003	3/8	\$6.65
991004	1/2	\$10.45
991006	3/4	\$16.10



90° ELBOW - INTERNAL PIPE THREAD

Part #	Size	Price
991601	1/8	\$14.20
991602	1/4	\$16.70
991603	3/8	\$23.75



TEE - INTERNAL PIPE THREAD

Part #	Size	Price
991701	1/8	\$14.20
991702	1/4	\$16.70
991703	3/8	\$23.75



REDUCER - PIPE BUSHING

Part #	Size	Thread	Price
991201	1/8	1/4	\$3.85
991202	1/4	3/8	\$4.35
991203	1/8	3/8	\$4.35
991204	3/8	1/2	\$4.75
991205	1/4	1/2	\$5.80
991206	1/8	1/2	\$5.80
991207	1/2	3/4	\$9.55
991208	3/8	3/4	\$9.55
991209	1/4	3/4	\$11.40
991210	3/4	1	\$14.20
991211	1/2	1	\$14.20
991212	3/8	1	\$14.20
991213	3/4	1 1/4	\$23.70

AN TO AN ADAPTERS



UNION - MALE

Part #	Size	Price
981503	3	\$2.98
981504	4	\$2.98
981506	6	\$3.15
981508	8	\$5.10
981510	10	\$6.40
981512	12	\$12.35
981516	16	\$18.30



90° ELBOW

Part #	Size	Thread	Price
982203	3	1/8	\$8.50
982204	4	1/8	\$7.65
982244	4	1/4	\$8.50
982262	6	1/8	\$10.20
982206	6	1/4	\$8.50
982266	6	3/8	\$11.90
982268	6	1/2	\$18.70
982207	8	1/4	\$14.50
982208	8	3/8	\$10.65
982288	8	1/2	\$18.70
982211	10	3/8	\$17.00
982210	10	1/2	\$17.00
982209	10	3/4	\$23.40
982213	12	1/2	\$23.80
982212	12	3/4	\$23.80
982215	16	3/4	\$38.25
982216	16	1	\$38.25



TEE - PIPE THREAD ON SIDE

Part #	Size	Thread	Price
982503	3	1/8	\$10.45
982504	4	1/8	\$9.55
982506	6	1/4	\$11.39
982508	8	3/8	\$17.10
982510	10	1/2	\$18.95
982512	12	3/4	\$33.15



90° ELBOW - INTERNAL/EXTERNAL PIPE THREAD

Part #	Size	Price
991401	1/8	\$14.20
991402	1/4	\$16.70
991403	3/8	\$23.75



MALE NIPPLE

Part #	Size	Price
991101	1/8	\$2.50
991102	1/4	\$4.50
991103	3/8	\$6.65
991104	1/2	\$8.50
991106	3/4	\$9.70



TEE - PIPE THREAD ON RUN

Part #	Size	Thread	Price
982603	3	1/8	\$12.35
982604	4	1/8	\$9.55
982606	6	1/4	\$11.39
982608	8	3/8	\$17.10
982610	10	1/2	\$18.95
982612	12	3/4	\$33.15



45° ELBOW - INTERNAL/EXTERNAL PIPE THREAD

Part #	Size	Price
991501	1/8	\$14.20
991502	1/4	\$16.70
991503	3/8	\$23.75

UNION - REDUCER

Part #	Lg. Size	Sm. Size	Price
991902	4	3	\$4.35
991903	5	4	\$6.20
991906	6	4	\$4.75
991907	6	5	\$6.20
991912	8	6	\$6.65
991914	10	6	\$9.50
991915	10	8	\$9.50
991918	12	6	\$14.20
991919	12	8	\$14.20
991920	12	10	\$14.20
991922	16	10	\$20.85
991923	16	12	\$20.85

ALUMINUM ADAPTER FITTINGS

Continued STEEL ALSO AVAILABLE



90° ELBOW

Part #	Size	Price
982103	3	\$8.50
982104	4	\$7.65
982106	6	\$8.50
982108	8	\$11.40
982110	10	\$17.10
982112	12	\$24.65
982116	16	\$37.90



45° BULKHEAD

Part #	Size	Price
983703	3	\$9.55
983704	4	\$7.15
983706	6	\$9.55
983708	8	\$14.20
983710	10	\$18.95
983712	12	\$28.39



TUBE SLEEVE

Part #	Per Pack	Size	Tube	Price
581903	2	3	3/16	\$2.15
581904	2	4	1/4	\$2.15
581905	2	5	5/16	\$2.15
581906	2	6	3/8	\$2.15
981908	1	8	1/2	\$1.45
981910	1	10	5/8	\$1.60
981912	1	12	3/4	\$2.89
981916	1	16	1	\$5.10



STRAIGHT FEMALE AN SWIVEL COUPLING

Part #	Size	Price
915103	3	\$6.55
915104	4	\$6.55
915106	6	\$6.55
915186	8-6	\$8.15
915108	8	\$8.15
915110	10	\$10.65
915112	12	\$14.70
915116	16	\$20.40



TEE

Part #	Size	Price
982403	3	\$ 9.55
982404	4	\$ 9.55
982406	6	\$ 9.55
982408	8	\$18.95
982410	10	\$22.70
982412	12	\$30.25
982416	16	\$47.35



90° BULKHEAD

Part #	Size	Price
983303	3	\$9.55
983304	4	\$7.15
983306	6	\$9.55
983308	8	\$14.20
983310	10	\$18.96
983312	12	\$28.39

ALUMINUM WRENCHES

Anodized wrenches designed to fit aluminum fittings and hoses. Color coded by size.

Part #	Size	Wrench	Price
03506	AN 6		\$13.20 each
03508	AN 8		\$13.55 each
03510	AN 10		\$16.15 each
03512	AN 12		\$16.85 each
03516	AN 16		\$20.25 each

03502 - Complete set of all five aluminum wrenches. \$70.00

SAVE \$10.00!!!



BULKHEAD NUT

Part #	Per Pack	Size	Price
592403	2	3	\$2.15
592404	2	4	\$2.15
592406	2	6	\$2.15
992408	1	8	\$2.50
992410	1	10	\$2.50
992412	1	12	\$2.89
992416	1	16	\$5.80



AN REDUCER ("O" RING SEAL)

Part #	Female Size	Male Size	Price
989404	10	8	\$18.96
989409	12	8	\$28.39
989410	12	10	\$28.39
989411	16	12	\$37.90
989443	4	3	\$8.10
989464	6	4	\$8.10
989486	8	6	\$10.45



STRAIGHT BULKHEAD

Part #	Size	Price
983203	3	\$4.75
983204	4	\$3.30
983206	6	\$4.75
983208	8	\$7.65
983210	10	\$11.39
983212	12	\$14.20
983216	16	\$28.40




TUBE NUT

Part #	Per Pack	Size	Tube	Price
581803	2	3	3/16	\$2.55
581804	2	4	1/4	\$2.55
581805	2	5	5/16	\$2.55
581806	2	6	3/8	\$2.55
981808	1	8	1/2	\$2.15
981810	1	10	5/8	\$2.89
981812	1	12	3/4	\$3.85
981816	1	16	1	\$6.38



Due to catalog space constraints, we can not list everything that Earl's makes. Please call for any need other than what you see listed.



SPEED-FLEX HOSE

Stiff teflon liner combined with the tightly woven high tensile stainless steel outer braid. SPEED-FLEX hoses are compatible with gasoline, hydrocarbon fuels, alcohols, nitro-methane, mineral and synthetic lubricants, and high density fuel additives. Sizes 6 and up are carbon lined to dissipate static electricity.

Hose Size	I.D.	Maximum Operating Pressure (PSI)	Liner Wall Thickness	Minimum Bend Radius	Operating Temperature	Bulk Part No.	Price per Foot
2	5/64"	2000	.040"	1-1/2"	-65° to +450°F	600002	\$ 5.55
3	1/8"	2000	.040"	1-1/2"	-65° to +450°F	600003	\$ 3.40
4	3/16"	2000	.040"	1-1/2"	-65° to +450°F	600004	\$ 4.10
6	11/32"	1500	.040"	4"	-65° to +450°F	600006	\$ 7.25
8	7/16"	1000	.040"	5"	-65° to +450°F	600008	\$ 8.95
10	9/16"	800	.040"	6-1/2"	-65° to +450°F	600010	\$ 10.20
12	11/16"	800	.040"	7-1/2"	-65° to +450°F	600012	\$ 12.75



SPECIAL SPEED SEAL™ BRAKE HOSE ENDS (Steel)

ALUMINUM AND STAINLESS STEEL ALSO AVAILABLE FOR USE WITH SPEED-FLEX -3 BRAKE HOSE



ADJUSTABLE TUBE 90°
Non-Adjustable Available

Part #	Size	Price
609203	3	\$13.60
609204	4	\$17.00
609206	6	\$21.25
609208	8	\$32.30
609210	10	\$37.40
609212	12	\$53.55



BULKHEAD



FEMALE



MALE



MALE 45°



MALE STRAIGHT

-3 Brake Hose Ends

Part #	Thread Size	Price
640196	5/8-18 MALE I.F.	\$8.50
640203	-3 AN Bulkhead	\$8.50
640303	Male 10mm x 1 Convex	\$8.50
640503	Female 3/8-24 Convex	\$10.63
640603	Female 10mm x 1 Convex	\$10.63
640703	Female 10mm x 1.25 Convex	\$10.63
640803	Male 10mm x 1 Long Concave	\$10.00
640903	Female 10mm x 1 Honda	\$9.20
641003	Female 10mm x 1 Toyota	\$11.90
641103	Female 10mm x 1 Concave	\$10.63
641203	Female 10mm x 1.25 Concave	\$12.50
641303	Male 10mm x 1.25 Convex	\$8.50
641403	Male 10mm x 1.25 Bulkhead	\$8.50

SPEED SEAL™ HOSE ENDS (Steel)

ALUMINUM AND STAINLESS STEEL ALSO AVAILABLE FOR USE WITH SPEED-FLEX HOSE



STRAIGHT

Part #	Size	Price
600103	3	\$7.23
600104	4	\$7.23
600106	6	\$8.08
600108	8	\$9.00
600110	10	\$13.52
600112	12	\$18.00



ADJUSTABLE TUBE 45°
Non-Adjustable Available

Part #	Size	Price
604703	3	\$13.60
604704	4	\$17.00
604706	6	\$21.25
604708	8	\$32.30
604710	10	\$37.40
604712	12	\$53.55



ADJUSTABLE LOW PROFILE 45°
Non-Adjustable Available

Part #	Size	Price
604503	3	\$20.40
604504	4	\$20.40
604506	6	\$34.00
604508	8	\$34.00
604510	10	\$41.40
604512	12	\$44.95



ADJUSTABLE LOW PROFILE 90°
Non-Adjustable Available

Part #	Size	Price
609003	3	\$20.40
609004	4	\$20.40
609006	6	\$34.00
609008	8	\$34.00
609010	10	\$46.75
609012	12	\$44.95



ADJUSTABLE TUBE 120°
Non-Adjustable Available

Part #	Size	Price
612103	3	\$19.55
612104	4	\$19.55
612106	6	\$29.75
612108	8	\$38.25
612110	10	\$46.75
612112	12	\$59.50



ADJUSTABLE TUBE 150°
Non-Adjustable Available

Part #	Size	Price
615103	3	\$19.55
615104	4	\$19.55
615106	6	\$29.75
615108	8	\$38.25
615110	10	\$46.75
615112	12	\$59.50



ADJUSTABLE TUBE 180°
Non-Adjustable Available

Part #	Size	Price
618103	3	\$19.55
618104	4	\$19.55
618106	6	\$29.75
618108	8	\$38.25
618110	10	\$46.75
618112	12	\$59.50

REPLACEMENT OLIVES FOR SPEED SEAL™ SMOOTH BORE HOSE ENDS

Part #	Description	Price Each
699030	Brass -3 Olive	\$1.20
699033	Aluminum -3 Olive	\$2.00
699039	Stainless -3 Olive	\$3.00
699040	Brass -4 Olive	\$1.20
699043	Stainless -4 Olive	\$2.00



SPEED SEAL™ BANJO, TEE & CROSS ENDS (Steel)

ALUMINUM AND STAINLESS STEEL ALSO AVAILABLE
FOR USE WITH SPEED-FLEX -3 BRAKE HOSE (Also -4 Where Noted)



**STRAIGHT
NON-ADJUSTABLE
SHORT**

.425" H - 3/8" or 10mm Bolt
Part # 600303 - \$7.65
(-4) .425" H - 7/16" Bolt
Part # 600304 - \$10.65
.425" H - 3/8" or 10mm Bolt
Part # 600341 - \$9.00



**STRAIGHT
NON-ADJUSTABLE
LONG**

.425" H - 3/8" or 10mm Bolt
Part # 600703 - \$7.65
8mm H - 3/8" or 10mm Bolt
Part # 601703 - \$8.50



**STRAIGHT
ADJUSTABLE
LONG**

.425" H - 3/8" or 10mm Bolt
Part # 600403 - \$12.75



**30° BENT
NON-ADJUSTABLE
LONG**

.425" H - 3/8" or 10mm Bolt
Part # 600803 - \$9.00



**30° BENT
ADJUSTABLE
LONG**

.425" H - 3/8" or 10mm Bolt
Part # 600503 - \$12.75



**90° BENT
NON-ADJUSTABLE
LONG**

.425" H - 3/8" or 10mm Bolt
Part # 601503 - \$11.90



**20° SIDE BENT
NON-ADJUSTABLE**

.425" H - 3/8" or 10mm Bolt
Part # 601103 - \$9.00
8mm H - 3/8" or 10mm Bolt
Part # 601903 - \$7.00



**20° SIDE BENT
ADJUSTABLE**

.425" H - 3/8" or 10mm Bolt
Part # 601203 - \$11.25



**DOUBLE
NON-ADJUSTABLE
SHORT**

.425" H - 3/8" or 10mm Bolt
Part # 600603 - \$12.75



**HOSE TO HOSE
- AN TEE**

#10 or 3/16" Bolt
Part # 6453103 - \$42.50



**MOUNT TO HOSE TO
HOSE TO A CROSS**

#10 or 3/16" Bolt
Part # 6453203 - \$42.50

**SPEED SEAL™ -2
BRAKE HOSE ENDS (Steel)**



Part #	Description	Price
6001902	-2 Stainless straight hose end	\$21.25
6001923	-2 Hose, size 3 nut, stainless hose end	\$21.25
6007092	-2 Stainless banjo with 5/16 - 8 mm bolt hole	\$34.00
6007293	-2 Stainless banjo with 3/8 - 10mm bolt hole	\$34.00
6044902	-2 Stainless 45°, non-adjustable hose end	\$55.25
6044923	-2 Hose, size 3 nut, stainless 45° non-adjustable hose end	\$55.25
6045902	-2 Stainless 45° adjustable hose end	\$68.00
6045923	-2 Hose, size 3 nut, stainless 90° non-adjustable hose end	\$68.00
6089902	-2 Stainless 90° adjustable hose end	\$55.25
6089923	-2 Hose, size 3 nut, stainless 90°, non adjustable hose end	\$55.25
699020	-2 Brass replacement olive	\$1.79

SOLO BLEED Brake Bleeder Fittings

Earl's Solo-Bleed bleeder screws solves both the mess and the need for two people to bleed a brake system. Now you can have a firm brake pedal and do it all by yourself!

Part #	Thread Size	Price Pair
280021	3/8" - 24	\$9.45
280022	10mm x 1.00	\$9.45
280023	1/4" - 28	\$9.45
280024	8mm x 1.25	\$9.45
280025	7mm x 1.00	\$9.45
280026	5/16" - 24	\$9.45
280027	8mm x 1.00	\$9.45
280028	10mm x 1.25	\$9.45
280029	10mm x 1.50	\$9.45
280039	7/16" - 20	\$9.45

Metric Sizes are Available



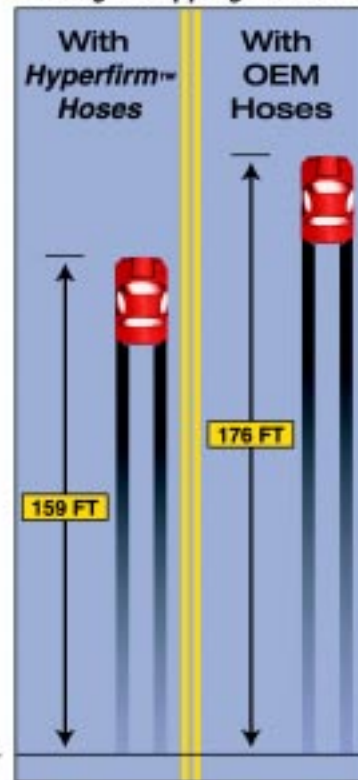
**EARL'S HYPERFIRM®
HIGHWAY LEGAL
BRAKE LINE KITS**



Earl's Hyperfirm® brake hoses not only meet all D.O.T., T.U.V. and J.W.A. standards and specifications for flexible brake hoses including SAE J 1401 (Jan '81) and FMVSS 106-74-38 FR31302 1973, they are individually inspected and tested before shipment.

Large Range of Applications Available. Please ask your salesman for pricing on a kit for your vehicle.

Average Stopping Distance



This illustration represents the results of our initial comparison testing. The vehicle used was a 1996 Toyota Supra, equipped with anti-lock brakes. Professional drivers were used on a closed course. *As tested by Earl's Performance Products.

STEEL ADAPTER FITTINGS

BRAKE AND HYDRAULIC ADAPTER FITTINGS - ZINC PLATED



BANJO FITTING

Part No.	Thd. Size	Hole Diameter	Height	Price
997603	-3 AN	3/8"	.425	\$7.99
997604	-4 AN	7/16"	.425	\$7.99
997631	-3 AN	10mm	.425	\$7.99
997634	-3 AN	7/16"	.425	\$7.99
997641	-4 AN	10mm	.425	\$7.99
997643	-4 AN	3/8"	.425	\$7.99



BANJO FITTING

BANJO BOLTS

BULKHEAD UNION

Part No.	Pkg. Qty.	Thread Size	Price
963243	1	-4 to -3 Steel Bulkhead Adapter	\$4.59
963203	1	-3 AN Steel	\$4.59
963204	1	-4 AN Steel	\$5.95
983203	1	-3 AN Aluminum	\$4.75
983204	1	-4 AN Aluminum	\$3.30

BULKHEAD UNION

BRAKE ADAPTER

TUBING ADAPTERS

BANJO BOLT (Includes 2 crush washers)

Part No. for .425"	Price	Part No. for 8mm	Price	Thread Size	Banjo Hole Diameter
977503	\$4.68	977503	\$5.00	3/8-24 Single	3/8"
977504	\$4.68	NA		7/16-20 Single	7/16"
977513	\$5.60	997513	\$6.00	3/8-24 Double for 2 Banjos	3/8"
977514	\$5.60	NA		7/16-20 Double for 2 Banjos	7/16"
977515	\$4.68	997515	\$5.00	10mmx1.25 Single	10mm
977516	\$5.60	NA		3/8-24 Inverted Flare	3/8"
977517	\$4.68	997517	\$5.00	10mmx1.0 Single	10mm
977518	\$5.60	997518	\$6.00	10mmx1.25 Double	10mm
977519	\$5.60	997519	\$6.00	10mmx1.0 Double	10mm
977520	\$4.68	997520	\$5.00	10mmx1.50 Single	10mm
977521	\$5.60	NA		1/8 NPT Male	3/8"
977522	\$4.68	NA		7/16-24 Single	7/16"

BRAKE ADAPTER

Part No.	Pkg. Qty.	Thread Size	Price
592032	2	-3 AN to 10mmx1.0	\$10.20
592035	2	-3 AN to 10mmx 6.80	\$10.20
592042	2	-4 AN to 10mmx1.0	\$10.20
592045	2	-4 AN to 10mmx1.25 Inverted Flare	\$10.20
581531	2	-3 AN to 3/8-24 Inverted Flare - Short	\$8.50
581533	2	-3 AN to 3/8-24 Inverted Flare - Long	\$8.50
591941	2	-4 AN to 7/16-20 Inverted Flare	\$10.20
591932	2	-3 AN to 7/16-24 Inverted Flare	\$10.20
591942	2	-4 AN to 7/16-24 Inverted Flare	\$10.20
591972	2	-4 AN to 3/8-24 Inverted Flare - Short	\$10.20
591982	2	-4 AN to 3/8-24 Inverted Flare - Long	\$10.20
501902	2	-3 AN to -4 AN	\$8.50
591902	2	-3 AN to -4 Alum.	\$10.20
592046	2	-3 AN to 1/2-20 Inverted Flare - Alum.	\$10.20
592047	2	-4 AN to 1/2-20 Inverted Flare - Alum.	\$10.20
592048	2	-3 AN to 9/16-18 Inverted Flare - Alum.	\$10.20
592049	2	-4 AN to 9/16-18 Inverted Flare - Alum.	\$10.20

TUBING ADAPTER

Part No.	Pkg. Qty.	Thread Size	Price
989531	1	-3 AN to 3/8-24 Fem.	\$5.00
989543	1	-3 AN to 3/8-24 Fem., Inverted Flare	\$5.00
989534	1	-3 AN to Fem. 10mmx1.0	\$5.00
989535	1	-3 AN to Fem. 10mmx1.25	\$5.00
989545	1	-3 AN to Fem. 10mmx1.0 Inverted Flare	\$5.00
989536	1	-3 AN to Fem. 10mmx1.25 Inverted Flare	\$5.00
989532	1	-4 to 3/8-24 Fem. Inverted Flare	\$5.00
989541	1	-4 to 3/8-24 Fem.	\$5.00
989542	1	-4 to Fem. 10mmx1.0	\$5.00
989544	1	-4 to Fem. 10mmx1.0 Inverted Flare	\$5.00
989546	1	-4 AN to Fem. 10mmx1.25	\$5.00
989547	1	-4 AN to Fem. 10mmx1.25 Inverted Flare	\$5.00
989537	1	-3 AN to 10mmx1.0 I.F.* (Honda)	\$5.00
989538	1	-3 AN to 10mmx1.0 I.F.* (Toyota)	\$5.00
989548	1	-4 AN to 7/16-24 Inverted Flare	\$5.00
989549	1	-3 AN to 7/16-24 Inverted Flare	\$5.00
989500	1	-3 hose Clip-in Fairlead	\$5.00

SUPER STOCK HOSE & HOSE ENDS

SUPER STOCK HOSE - A high quality, synthetic rubber hose reinforced by a braided fabric sheath. Designed as an OEM replacement hose, it has recently found favor by professional racing teams. Suitable for fuel, oil and water. Available in black, red or blue. 250 PSI Maximum Operating Pressure rating when used with EARL'S Super Stock Push-On Hose Ends. See chart at right for hose specifications and pricing.

Hose Part Number	Hose Size	I.D.	O.D.	Minimum Bend Radius	Price Per Foot
740004	4	1/4"	15/32	2.5"	\$2.60
740006	6	3/8"	5/8"	3.0"	\$2.60
740008	8	1/2"	3/4"	5.0"	\$4.68
740010	10	5/8"	15/16"	6.0"	\$5.95
740012	12	3/4"	1-1/32"	7.0"	\$6.80



STRAIGHT

STRAIGHT

Part No.	AN Fitting Size	Hose No.	Hose Size	Price
700145	4	4	1/4"	\$4.68
700167	6	6	3/8"	\$4.68
700109	8	8	1/2"	\$5.55
700111	10	10	5/8"	\$7.65
700113	12	12	3/4"	\$13.10

120°

Part No.	AN Fitting Size	Hose No.	Hose Size	Price
712045	4	4	1/4"	\$18.00
712067	6	6	3/8"	\$19.85
712009	8	8	1/2"	\$27.00
712011	10	10	5/8"	\$28.85
712013	12	12	3/4"	\$34.25

MALE PIPE THREAD

Part No.	AN Fitting Size	Hose No.	Hose Size	Price
720142	1/8"	4	1/4"	\$3.85
720164	1/4"	6	3/8"	\$5.10
720186	3/8"	8	1/2"	\$6.75
720111	1/2"	10	5/8"	\$9.60
720113	3/4"	12	3/4"	\$13.35



45°

45°

Part No.	AN Fitting Size	Hose No.	Hose Size	Price
704645	4	4	1/4"	\$18.00
704667	6	6	3/8"	\$18.00
704609	8	8	1/2"	\$24.30
704611	10	10	5/8"	\$27.00
704613	12	12	3/4"	\$30.60

150°

Part No.	AN Fitting Size	Hose No.	Hose Size	Price
715045	4	4	1/4"	\$18.00
715067	6	6	3/8"	\$19.85
715009	8	8	1/2"	\$27.00
715011	10	10	5/8"	\$28.85
715013	12	12	3/4"	\$34.25

REPLACEMENT SLEEVES

Part No.	AN Fitting Size	Price
798045	4	\$2.15
798067	6	\$2.15
798009	8	\$2.55
798011	10	\$2.98
798013	12	\$3.40




90°

90°

Part No.	AN Fitting Size	Hose No.	Hose Size	Price
709145	4	4	1/4"	\$18.00
709167	6	6	3/8"	\$18.00
709109	8	8	1/2"	\$24.30
709111	10	10	5/8"	\$27.00
709113	12	12	3/4"	\$30.60

180°

Part No.	AN Fitting Size	Hose No.	Hose Size	Price
718045	4	4	1/4"	\$18.00
718067	6	6	3/8"	\$19.85
718009	8	8	1/2"	\$27.00
718011	10	10	5/8"	\$28.85
718013	12	12	3/4"	\$34.25



180°

SLEEVES

MALE PIPE THREAD

CHECK VALVES (One-way or Non-return)



Earl's has redesigned the original "surplus valve" with modern elastomers which are not affected by most fuels and lubricants.

Part #	Size	Flapper Style	Price Each
Blue Anodized Aluminum			
250004	4	Reinforced Viton	\$51.00
250006	6	Reinforced Viton	\$51.00
250008	8	Reinforced Viton	\$51.00
Red Anodized Aluminum			
251004	4	Aluminum w/Rubber Hinge	\$68.00
251006	6	Aluminum w/Rubber Hinge	\$68.00
251008	8	Aluminum w/Rubber Hinge	\$68.00
251010	10	Aluminum w/Rubber Hinge	\$102.00
Red Anodized Aluminum			
252012	12	All-Metal, Conventional Hinge	\$110.50

IN-LINE FUEL & OIL FILTERS (Screen Type)



For use as "pre" filters for fuel and oil system. Easily disassembled for inspection and cleaning. **Blue anodized.**

Fuel Filter Part #	Oil Filter Part #	Fitting Size	Price Each
230204	230304	4	\$32.30
230206	230306	6	\$32.30
230208	230308	8	\$40.80
230210	230310	10	\$40.80
230212	230312	12	\$49.30
230216	230316	16	\$52.35

IN-LINE FUEL FILTERS



In-line 35 micron sintered bronze element fuel filter that can be easily disassembled for inspection and cleaning. Available with size 6 or 8 AN, or hose barb. **Blue Anodized**

Part #	Description	Price Each
230103	Barb 5/16"-3/8"	\$32.30
230106	6 AN Male	\$32.30
230108	8 AN Male	\$40.80
230107	Element Only	\$9.35

STAT-O-SEALS

The Stat-O-Seal consists of a synthetic rubber "O" ring mechanically locked to the I.D. of an aluminum washer. When tightened, the "O" ring is compressed, forcing the sealing surfaces around the bolt shank.

NOTE: SOLD IN PAIRS ONLY

Part #	I.D.	Price Per Pair
178003	3/16"	\$3.32
178004	1/4"	\$3.32
178005	5/16"	\$3.32
178006	3/8"	\$3.32
178007	7/16"	\$3.32
178008	1/2"	\$4.34
178009	9/16"	\$4.34
178010	5/8"	\$6.04
178012	3/4"	\$6.04
178014	7/8"	\$8.59

DOWTY SEALS

Dowty seals are similar in concept to the Stat-O-Seal, but are considerably smaller in diameter, and they are thicker in cross section. **NOTE: SOLD IN PAIRS ONLY**

Part #	I.D.	Price Per Pair
178103	3/16"	\$3.32
178104	1/4"	\$3.32
178105	5/16"	\$3.32
178106	3/8"	\$3.32
178107	7/16"	\$3.32
178108	1/2"	\$4.34
178109	9/16"	\$5.44
178110	5/8"	\$6.01
178112	3/4"	\$6.01
178114	7/8"	\$8.59

AN 901 ALUMINUM CRUSH WASHERS

To be used with straight threaded adapter fittings when sealing at a port which has no relief for an "O" ring.

Part #	Per Pack	AN Size	I.D.	Price Each
177003	10	3	3/8"	\$5.36
177004	10	4	7/16"	\$5.36
177005	10	5	1/2"	\$5.36
177006	10	6	9/16"	\$5.36
177008	5	8	3/4"	\$5.36
177010	5	10	7/8"	\$5.36
177012	5	12	1-1/16"	\$5.36
177016	2	16	1-5/16"	\$5.36
177100	10	10mm	10mm	\$5.36



ALUMINUM WELD FITTING Female AN Bare Aluminum



Part #	AN Thread	Price Each
987104	4	\$6.65
987106	6	\$6.65
987108	8	\$6.65
987110	10	\$10.45
987112	12	\$14.20
987116	16	\$15.00

ALUMINUM WELD FITTING Male AN Bare Aluminum



Part #	AN Thread	Price Each
997106	6	\$4.35
997108	8	\$5.78
997110	10	\$6.65
997112	12	\$11.39
997116	16	\$15.25
997120	20	\$20.85



QUICK RELEASE PINS

These pins are a quality answer for a quick release fastener where safety and speed of removal are important. Made of 4130 alloy steel. Comes with key ring.

Part #	Grip Length	Price Each
I405	1/4" x 1/2"	\$10.50
I410	1/4" x 1"	\$10.50
I415	1/4" x 1 1/2"	\$10.50
I420	1/4" x 2"	\$10.50
I425	1/4" x 2 1/2"	\$10.50
I430	1/4" x 3"	\$10.50
I435	1/4" x 3 1/2"	\$10.50
I440	1/4" x 4"	\$10.50
I505	5/16" x 1/2"	\$10.50
I510	5/16" x 1"	\$10.50
I515	5/16" x 1 1/2"	\$10.50
I520	5/16" x 2"	\$10.50
I525	5/16" x 2 1/2"	\$12.85
I530	5/16" x 3"	\$12.85
I535	5/16" x 3 1/2"	\$12.85
I540	5/16" x 4"	\$12.85
I605	3/8" x 1/2"	\$12.85
I610	3/8" x 1"	\$12.85
I615	3/8" x 1 1/2"	\$12.85
I620	3/8" x 2"	\$12.85
I625	3/8" x 2 1/2"	\$12.85
I630	3/8" x 3"	\$12.85
I635	3/8" x 3 1/2"	\$12.85
I640	3/8" x 4"	\$12.85




FLAME GUARD INSULATION

It is often necessary to insulate hoses (or cables) from extreme heat sources. Earl's non-asbestos Flame Guard is the most efficient insulating sleeve available. Color: Brick Red. Operating Temperature: -65° F to +500° F (with splashes to 2000° F)

Part #	I.D. Size	Price per Foot
730006	3/8"	\$5.95
730008	1/2"	\$6.97
730010	3/4"	\$8.95
730012	1"	\$12.35
730014	1 1/4"	\$14.45
730016	1 1/2"	\$15.30

Setrab

OIL COOLERS



100 Series

Setrab oil coolers are ideal for all forms of motorsports. Their universal fit makes them suitable for everything from your race car to your tow car.

Setrab oil coolers are now manufactured in standard sizes with specialized low profile female ports. These ports are converted to AN4, AN6, AN8, AN10, or AN12 fittings depending on your application using the listed AN adapters which are sold separately. See the bottom part of the chart.



600 Series



900 Series

Part #	Height	Width	Price
110	3"	8 1/4"	\$84.00
113	4"	8 1/4"	\$96.00
607	2"	13"	\$90.00
610	3"	13"	\$104.00
613	4"	13"	\$120.00
619	5 3/4"	13"	\$158.00
625	7 1/2"	13"	\$188.00
634	10 1/4"	13"	\$270.00
920	6"	16"	\$186.00
925	7 1/2"	16"	\$218.00

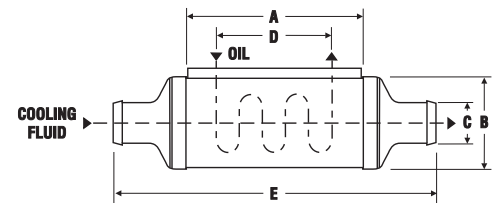

Adapters for oil coolers

Part #	Adapter	Price
M22-AN4	AN4	\$6.50
M22-AN4	AN6	\$6.50
M22-AN4	AN8	\$6.50
M22-AN4	AN10	\$6.50
M22-AN4	AN12	\$6.50

Note: Other size oil coolers are available. Please call for additional information.

TUBE COOLERS

- Light Weight
- Heavy Duty Construction
- Higher Efficiency



Part #	A	B	C	D	E	Price
TOC-150	6"	3"	1.5"	4"	9.5"	\$208.00
TOC-200	8"	3"	1.5"	5.75"	11.75"	\$256.00
TOC-300	12"	3"	1.5"	8.75"	15.5"	\$345.00

STANT RADIATOR CAPS



Part #	Description	Price
XC3	28-30 lbs.	\$18.00
XL1	19-21 lbs.	\$19.00
XL2	22-24 lbs.	\$19.00
XR1	19-21 lbs	\$18.00
XR2	22-24 lbs.	\$18.00
XR3	28-30 lbs	\$18.00

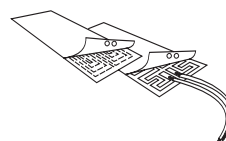
FLEXIBLE OIL TANK OR PAN HEATERS

Warm up your oil system quickly and save on costly engine repairs with these silicone rubber, flexible oil tank or pan heaters.

- Self-adhesive backing makes the units very easy to install.
- Available in 3 different sizes.
- Kit includes an extension lead to connect it to standard 120V outlets.
- 20 minutes of pre-heating is recommended to increase the oil temperature to a safe level.



Size	Watt	Price
6" x 5"	150	\$60.00
6" x 10"	300	\$85.00
5" x 15"	375	\$100.00



PUROSIL 70 SILICONE RUBBER COOLANT HOSE & 90 DEGREE SILICONE RUBBER ELBOWS

Part #	Description	Price Per 3'
70-062	5/8" ID	\$26.95
70-075	3/4" ID	\$28.95
70-100	1" ID	\$31.95
70-112	1-1/8" ID	\$35.95
70-125	1-1/4" ID	\$37.95
70-150	1-1/2" ID	\$40.95
70-175	1-3/4" ID	\$49.95

90 Degree Elbows		
Part #	Description	Price
90-100	1" ID	\$22.00
90-125	1-1/4" ID	\$25.50
90-150	1-1/2" ID	\$30.50
90-175	1-3/4" ID	\$32.50
90-200	2" ID	\$37.95

Weld-On Filler Neck

Weld-on Filler Neck made of stamped aluminum is ideal for custom applications. Accepts standard size radiator cap. Ideal for multiple applications including race and street performance.

Part # 63485 - \$19.95





Dry Sump Oil Tanks

Peterson's "New Generation" Oil Tanks are the leader in tank technology. Manufactured using aircraft quality components, and featuring internal baffling which provides excellent deaeration of the scavenged oil while maintaining a tall column of oil over the pickup. The tank disassembles easily and the tank's top can rotate in relation to the bottom for ease in fitting placement.

All tanks are equipped with -12 AN female fittings unless indicated otherwise.

1.5 Gallon Tanks

Part #	Description	Price
08-0003	1.5 Gallon Single Scavenge Inlet - 15.5" high x 6" dia.	\$288.36
08-0004	1.5 Gallon Dual Scavenge Inlet - 15.5" high x 6" dia.	\$308.96
08-0024	Same as 08-0004 with -12 AN male fittings	\$313.12

2 Gallon Tanks

Part #	Description	Price
08-0005	2 Gallon Single Scavenge Inlet - 19.5" high x 6" dia.	\$288.36
08-0006	2 Gallon Dual Scavenge Inlet - 19.5" high x 6" dia.	\$308.96
08-0025	Same as 08-0005 with -12 AN male fittings	\$288.36
08-0026	Same as 08-0006 with -12 AN male fittings	\$313.12

2.5 Gallon Tanks

Part #	Description	Price
08-0007	2.5 Gallon Single Scavenge Inlet - 24" high x 6" dia.	\$288.36
08-0008	2.5 Gallon Dual Scavenge Inlet - 24" high x 6" dia.	\$308.96
08-0027	Same as 08-0005 with -12 AN male fittings	\$288.36
08-0028	Same as 08-0006 with -12 AN male fittings	\$313.12

3 Gallon Tanks

Part #	Description	Price
08-0009	3 Gallon Single Scavenge Inlet - 16" high x 9" dia.	\$288.36
08-0010	3 Gallon Dual Scavenge Inlet - 16" high x 9" dia.	\$308.96

4 Gallon Tanks

Part #	Description	Price
08-0011	4 Gallon Single Scavenge Inlet - 19" high x 9" dia.	\$319.67
08-0012	4 Gallon Dual Scavenge Inlet - 19" high x 9" dia.	\$350.16

5 Gallon Tanks

Part #	Description	Price
08-0013	5 Gallon Single Scavenge Inlet - 19" high x 9" dia.	\$339.90
08-0014	5 Gallon Dual Scavenge Inlet - 19" high x 9" dia.	\$368.59

Replacement O-Rings

Part #	Description	Price
08-0110	Replacement O-Ring for 6" dia. tanks	\$4.12
08-0111	Replacement O-Ring for 9" dia. tanks	\$5.36

Tank Mounting Brackets

Machined from billet aircraft aluminum for durability, with stainless steel straps

Part #	Description	Price
08-0100	Mounting Brackets (One Pair) for 6" dia. oil tanks	\$49.44
08-0101	Mounting Brackets (One Pair) for 9" dia. oil tanks	\$49.44



Accusump

Used on wet sump engines to overcome momentary oil pressure loss during hard cornering, braking or acceleration.

Part #	Description	Price
15-2400	3 Quart Manual Valve	\$251.60
15-2401	3 Quart Electric Valve	\$387.60
15-2410	2 Quart Manual Valve	\$238.00
15-2411	2 Quart Electric Valve	\$374.00
15-2420	Mount Brackets and Hardware	\$23.80

Remote Relief Valve

Peterson's remote relief valve enables the racer to adjust oil pressure on engines where the rules require that the oil pump be in its stock location in the oil pan. This valve can also be used in dry sump applications to make the pressure regulator more accessible.

Part #	Description	Price
09-0160	Remote relief valve, -10 AN fittings	\$91.75
09-0161	Remote relief valve, -12 AN oil fittings, -10 AN relief line fitting	\$91.75

Oil tank Heaters

Pre-heating of oil in dry or wet sump systems is important to insure good lubrication on initial start-up on a racing engine. The Peterson 300 WATT immersion-style heater does a great job of pre-heating your oil. It requires you to weld a 1/2" NPT bung into your sump tank, which is provided in this package. 110 Volt with a detachable cord set.

Part # 08-0300 - \$58.65

Lightweight Cap and Bung

Peterson now offers the billet aluminum cap and bung, featured on their popular lightweight tank as a separate part. The cap is anodized red and features an o-ring seal. A larger 3 1/8" size is also available. Both are complete with o-ring.

Part #	Description	Price
08-0611	Cap and bung assembly - 1 7/16"	\$34.45
08-0612	Cap only - 1 7/16"	\$16.50
08-0613	Bung only - 1 7/16"	\$7.00
08-0614	O-ring only - 1 7/16"	\$0.70
08-0621	Cap and bung assembly - 3 1/8"	\$48.95
08-0622	Cap only - 3 1/8"	\$29.75
08-0623	Bung only - 3 1/8"	\$18.25
08-0624	O-ring only - 3 1/8"	\$1.00

Oil-Water Heat Exchanger

Efficiency of this type of cooler is 30%-50% better than an air flow cooler. The oil cooler can be placed within the structure of the race car, keeping it from damage in frontal collisions. Aluminum construction.

Part #	Description	Price
10-2257	Water Neck Spacer - 10 AN fitting for water source	\$43.95
15-9010	Heat exchanger -12 AN fittings 15" x 4 1/2" x 63/8"	\$400.00
15-9020	Heat exchanger 1 3/4" water hose x 1" NPT oil	\$470.00
15-9021	Heat exchanger -12 AN water hose x 1" NPT Oil	\$470.00



In-Line Fuel Filters

Peterson's fuel filters feature cleanable pleated stainless steel screens and hardcoat anodizing for compatibility with all fuels. Proven in all types of racing!



400 Series - 2 1/2" OD x 7" Long

Part #	Description	Price
With bypass		
09-0462	-8 AN -6 AN return ports,	\$150.95
09-0463	-10 AN -6 AN return ports,	\$150.95
09-0464	-12 AN -6 AN return ports,	\$150.95
Without bypass		
09-0466	-8 AN -6 AN return ports,	\$150.95
09-0467	-10 AN -6 AN return ports,	\$137.95
09-0468	-12 AN -6 AN return ports,	\$137.95
With bypass		
09-0475	-8 AN fittings	\$119.95
09-0476	-10 AN fittings	\$119.95
09-0477	-12 AN fittings	\$119.95
Without bypass		
09-0482	-8 AN fittings	\$119.95
09-0483	-10 AN fittings	\$119.95
09-0484	-12 AN fittings	\$119.95
09-0485	-16 AN fittings	\$119.95



600 Series - 2 1/2" OD x 4 1/2" Long.

Part #	Description	Price
09-0610	-6 AN 45 Micron	\$118.95
09-0611	-8 AN 45 Micron	\$118.95
09-0612	-10 AN 45 Micron	\$118.95
09-0613	-12 AN 45 Micron	\$118.95
09-0616	-6 AN 60 Micron	\$118.95
09-0617	-8 AN 60 Micron	\$118.95
09-0618	-10 AN 60 Micron	\$118.95
09-0619	-12 AN 60 Micron	\$118.95
09-0620	-6 AN 60 Micron	\$118.95
09-0621	-8 AN 100 Micron	\$118.95
09-0622	-10 AN 100 Micron	\$118.95
09-0623	-12 AN 100 Micron	\$118.95



600 Series - 2 1/2" OD x 4 1/2" Long.

Part #	Description	Price
09-0600	-6 AN 45 Micron	\$118.95
09-0601	-8 AN 45 Micron	\$118.95
09-0602	-10 AN 45 Micron	\$118.95
09-0603	-12 AN 45 Micron	\$118.95
09-0606	-6 AN 60 Micron	\$118.95
09-0607	-8 AN 60 Micron	\$118.95
09-0608	-10 AN 60 Micron	\$118.95
09-0609	-12 AN 60 Micron	\$118.95
09-0624	-6 AN 60 Micron	\$118.95
09-0625	-8 AN 100 Micron	\$118.95
09-0626	-10 AN 100 Micron	\$118.95
09-0627	-12 AN 100 Micron	\$118.95



Inline Oil Filters

Peterson inline oil filters feature a built-in bypass, and offer 25% more filter area than similar filters.

60 Micron Element With Bypass-

Part #	Description	Price
09-0450	-8 AN Fittings	\$133.25
09-0451	-10 AN Fittings	\$133.25
09-0452	-12 AN Fittings	\$133.25
09-0453	-16 AN Fittings	\$133.25

Without Bypass-

Part #	Description	Price
09-0456	-8 AN Fittings	\$119.46
09-0457	-10 AN Fittings	\$119.46
09-0458	-12 AN Fittings	\$119.46
09-0459	-16 AN Fittings	\$119.46

75 Micron Element With Bypass-

Part #	Description	Price
09-0430	-8 AN Fittings	\$133.25
09-0431	-10 AN Fittings	\$133.25
09-0432	-12 AN Fittings	\$133.25
09-0433	-16 AN Fittings	\$133.25
09-0426	-20 AN Fittings	\$133.25

Without Bypass-

Part #	Description	Price
09-0436	-8 AN Fittings	\$119.46
09-0437	-10 AN Fittings	\$119.46
09-0438	-12 AN Fittings	\$119.46
09-0439	-16 AN Fittings	\$119.46
09-0425	-20 AN Fittings	\$119.46

100 Micron Element With Bypass-

Part #	Description	Price
09-1430	-8 AN Fittings	\$136.65
09-1431	-10 AN Fittings	\$136.65
09-1432	-12 AN Fittings	\$136.65
09-1433	-16 AN Fittings	\$136.65
09-1426	-20 AN Fittings	\$136.65

Without Bypass-

Part #	Description	Price
09-1436	-8 AN Fittings	\$122.86
09-1437	-10 AN Fittings	\$122.86
09-1438	-12 AN Fittings	\$122.86
09-1439	-16 AN Fittings	\$122.86
09-1425	-20 AN Fittings	\$122.86

In-line Oil Filters With Accessory Port

These inline filters feature a new end cap for the addition of an accessory fitting at the filter. The -10 AN port will accept fittings for additional lines or temperature sensor fittings. Available in many sizes, CALL!

Fuel Filter Replacement Parts

Fuel Filter Elements

- For 600 Series Small Body Filters

Part #	Description	Price
09-0660	60 Micron - Gold/Black end cap	\$32.95
09-0680	45 Micron - Gold/Red end cap	\$32.95
09-0699	100 Micron - Gold/Silver end cap	\$32.95

- For 400 Series Large Body Filters

Part #	Description	Price
09-0480	45 Micron, -8, -10, -12, -16 element without bypass - Gold/Red end cap	\$40.95
09-0481	45 Micron, -8, -10, -12, -16 element with bypass - Gold/Red end cap	\$58.95

Scavenge Filters

Peterson's billet aluminum in-line scavenge filters are compact and provide a great way of removing harmful particles from the oil before they reach the pump. Free Flowing — sizes -10, -12 and -16 have twice the filter area of the Peterson Dry Sump Pan Screens.

In-line

Part #	Description	Price
09-0401	-8 AN In-line scavenge filter	\$43.95
09-0402	-10 AN In-line scavenge filter	\$49.95
09-0403	-12 AN In-line scavenge filter	\$49.95
09-0405	-16 AN In-line scavenge filter	\$66.65

In-line 90°

Part #	Description	Price
09-0401	-8 AN 90° In-line scavenge filter	\$68.95
09-0402	-10 AN 90° In-line scavenge filter	\$66.95
09-0403	-12 AN 90° In-line scavenge filter	\$66.95

Replacement Screens

Part #	Description	Price
09-0410	Screen filter for 09-0402, 09-0403, 09-0407 and 09-0408	\$9.95
09-0402	Screen filter for 09-0401, 09-0406	\$8.65
09-0403	Screen filter for 09-0405	\$49.95

Remote Oil Filter Mounts

Machined from billet 6061-T6 aluminum for durability. Ports are machined for free flow of oil. These remote filter adapters feature -12 AN ports on the inlets and outlets. Fittings are included.

Chevrolet Filter - 13/16" Thread

Part #	Description	Price
09-0301	Flow left to right, -10 AN fittings	\$68.95
09-0302	Flow left to right, -12 AN fittings	\$68.95
09-0303	Flow right to left, -10 AN fittings	\$68.95
09-0304	Flow right to left, -12 AN fittings	\$68.95

Ford Filter - 3/4" Thread

Part #	Description	Price
09-0311	Flow left to right, -10 AN fittings	\$72.95
09-0312	Flow left to right, -12 AN fittings	\$72.95
09-0313	Flow right to left, -10 AN fittings	\$72.95
09-0314	Flow right to left, -12 AN fittings	\$72.95

Large Diameter Remote Oil Filter Mounts

Peterson's large diameter remote filter mount is CNC Machined from aircraft aluminum billet and is profiled for light weight and maximum strength. Mount has two -12 AN inlet and two -12 AN outlet ports. Filters include two each, AN adapter fittings and two each, solid plugs. Filter thread sizes available for most popular 4 1/2" diameter filters, including Fram HP6, WIX 51742, Motorcraft FL784, Purolator PER 288/30288, AC PF 1054, Moroso 22465 and STP-43R.

1 1/2 - 12 Thread Filters

Part #	Description	Price
09-0530	-10 AN fittings	\$101.95
09-0531	-12 AN fittings	\$101.95

1 1/2 - 16 Thread Filters

Part #	Description	Price
09-0533	-10 AN fittings	\$101.95
09-0534	-12 AN fittings	\$101.95

15/16 - 12 Thread Filters

Part #	Description	Price
09-0530	-10 AN fittings	\$101.95
09-0531	-12 AN fittings	\$101.95

Accessory Fittings

Part #	Description	Price
089-0501	-10 AN x -12 port fitting	\$10.95
089-0502	-12 AN x -12 port fitting	\$10.95
089-0505	-12 AN port plug - solid	\$2.95
15-1010	-12 AN port plug x 1/8 -18 temp port	\$8.95
15-1012	-12 AN port plug x 1/8 NPT port	\$8.95
15-1025	-12 AN port plug x -4 AN nose	\$10.95

IRL Fuel Filters

See Photo at bottom right.

Part #	Description	Price
09-0890	Fuel Element, 60 Micron, Short	\$84.96
09-0891	Fuel Element, 60 Micron, Long	\$99.41



TRUECHOICE ALSO CARRIES REPLACEMENT FILTER ELEMENTS AND O-RING KITS FOR ALL PETERSON OIL FILTERS — AND, WE CAN GET OTHER PETERSON FLUID SYSTEMS PRODUCTS NOT DISPLAYED IN THIS CATALOG!



STAINLESS STEEL LOCKING TIES

STAINLESS STEEL LOCKING TIES are used anywhere there is extreme heat, vibration or a need for extra strength.

Part # 010201 (8" - 8 per pack) - \$12.95

Part # 010202 (14" - 4 per pack) - \$7.95

EXHAUST WRAP

Control heat in headers and exhaust pipes for additional horsepower and reduce unwanted heat in the engine and driver's compartment. EXHAUST WRAP is excellent for wrapping the exhaust on your RV, heavy-duty truck, street rod or street machine. Easy to install, and free of asbestos.

Part # 010102 (50' x 2") - \$39.95

Part # 010101 (50' x 1") - \$25.95



HEAT RESISTANT SEALANT

The finest adhesive available for use around areas of extreme heat with intermittent exposure up to 600° F. Good for use with HEAT CLOTH. Sealant is colored red.

Part # 010410 (3 oz. tube) \$14.95



HEAT SHROUD

Aluminized Sleeve with Hook & Loop Fastening

Protect wires and lines from unwanted radiant heat! HEAT SHROUD is made of the same materials as our HEAT SHEATH sewn sleeve. Simply wrap and fasten it to itself by connecting the hook and loop material.

Part # 010405 (1" x 36") - \$28.95

HEAT SHEATH

Aluminized Sleeve (Sewn)

HEAT SHEATH slides over wires, fuel lines or hoses to protect them from excessive heat of headers, engine block and other hot spots. Available in two sizes, HEAT SHEATH can be cut to length with scissors or a sharp knife.

Part # 010403 (3/4" I.D. x 36") - \$12.95


Part # 010404 (1 1/4" I.D. x 36") - \$15.95



RADIATOR RELIEF

Designed to function in two ways when added to water or anti-freeze. First, it eliminates problems with high operating temperatures. Second, it provides a 50% quicker warm-up time.

Part # 040104 32 oz. Bottle - \$19.95



COOL TAPE


A superior tape compared to competing products! It is 40% lighter, reflects 30% more heat up to 1500° F. Cool tape features a smooth finish and strong adhesive backing. Use it for wrapping lines or wires that are close to a heat source. Also can be used as a quick fix for sealing openings in firewalls and floorboards.

Part # 010408 (1 3/8" x 15") - \$13.95

COOL TAPE PLUS

Same great material as COOL TAPE only wider - 2"

Part # 010413 (2" x 60") - \$55.00



HEAT CLOTH

Aluminized Radiant Matting

HEAT SCREEN is capable of withstanding direct heat up to 1,000° F on one side while protecting against radiant heat up to 2,000° F on the aluminized side. This material can be applied with a high temperature glue, or fastened down with screws or rivets.

Part # SG1022 (Per Sq. Yard) - \$39.95



REFLECT-A-COOL

A strong, adhesive-backed, aluminized fiberglass material similar to COOL TAPE material. Available in 48" wide sheets and sold by the yard. Excellent for protecting carbon fiber body panels from engine heat.

Part # 010412 (48" wide) - \$50.00 per yard

PROTECT-A-BOOT

Protect your spark plug boots and wires from the extreme temperatures (up to 1200° F) created by headers and exhaust manifolds, eliminating misfire and possible additional engine damage.

Part # 010501 (2-pack) - \$17.95



COOL-TUBE

Protect wiring, fuel lines, brake lines, etc. from extreme heat up to 500° F. Made from a convoluted Nylon 6 tubing covered with aluminized fiberglass fabric, COOL-TUBE is slit longitudinally for ease of installation.

Part # 010406 (3/4" I.D. x 3') - \$25.95

Part # 010407 (3/4" I.D. x 15') - \$71.95



VERSA-SHIELD

Universal Heat Shield

VERSA-SHIELD protects starters, cool cans, carburetors, fuel pumps, master cylinders, electrical boxes, instruments and many other areas of a car, boat or truck. VERSA-SHIELD cuts to shape with scissors or knife and attaches to itself with hook and loop material. Part # 010402 (7" x 24") - \$28.95



HT SILICONE COATING

HT SILICONE COATING is used directly on exhaust surfaces or in conjunction with other Design Engineering products such as EXHAUST WRAP. Apply to exhaust manifolds, pipes and mufflers to maintain the integrity of the metal surface from weathering, chemicals, solvents, acid and salt.

Part # 010301 (Black) - \$5.95

Part # 010302 (Aluminum) - \$5.95

Part # 010303 (White) - \$5.95



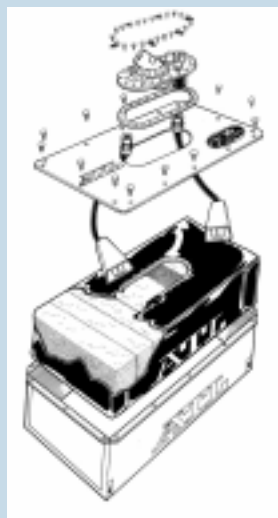
COLD FIRE

This product gets its name from its ability to remove heat from any object in which it comes in contact. Use as an instant cool-down spray without causing distortion to the material or as an instant heat barrier to protect surfaces while welding. Cold Fire's superior cooling effect and heat shielding is derived from a 100% biodegradable, non-toxic, non-corrosive, non-staining formulation. Simply revolutionary heat dispersion!

Part # 040101 32 oz. Bottle - \$15.95



"Laps Ahead of the Competition"™



ATL Fuel Cells are sophisticated safety fuel tanks for race cars, rally cars, stunt cars and off-road vehicles. Over the past 30 years, ATL Fuel Cells have clearly demonstrated that they offer fire and explosion protection far in excess of any conventional fuel tanks.

The ATL Fuel Cell system is comprised of an impact resistant rubberized "bladder" filled with explosion suppressant foam baffling and outfitted with a leak-tight cap and fittings. Additional safety equipment frequently includes roll-over check valves and a metal container to deflect impacts and to serve as a flame shield.

Quality ATL Fuel Cells also feature aircraft-type nut-ring flanges, fill-valve plates of steel and aluminum plus exclusive fuel-trap devices to prevent fuel starvation.

All of these refined ATL components, working in harmony, provide the serious racer with outstanding protection against fuel spillage, post-crash fire and explosion.



SP108 Fuel Cell (Sport Cell)



SP115 Fuel Cell (Sport Cell)



170120 Porsche 911 - 17 Gallon Cell - Accepts OEM Porsche Fuel Sending Unit



171110 Universal D-Cell - Spare Tire "Well Cell"

Part Number	Capacity Gallon	Container Dimensions (Inches)			Weight Lbs.	Price
		Length	Width	Height		
SP105	5	13.20	13.20	9.10	19	\$443.00
SP108	8	20.37	12.31	9.00	28	\$480.00
SP112	12	20.25	17.62	9.43	34	\$499.00
SP115	15	24.31	17.62	9.43	40	\$530.00
SP122A	22	25.75	25.75	8.50	50	\$608.00
SP122B	22	25.00	16.75	13.62	49	\$608.00
SP122C	22	34.00	17.50	9.50	48	\$608.00
SP126	26	29.10	17.00	13.75	55	\$693.00
SP129	29	24.00	24.00	12.50	59	\$733.00
SP132A	32	25.75	25.75	13.25	64	\$765.00
SP132B	32	26.12	19.00	17.18	63	\$765.00
SP132C	32	34.12	17.62	14.50	62	\$765.00
SP144	44	15.75	25.75	17.00	72	\$911.00
170120	17	21.00	22.00	12.00	23	\$1,720.00

Part Number	Capacity Gallon	Container Dimensions (Inches)		Weight Lbs.	Price
		Diameter	Height		
171110	12	22.00	8.00	197	\$390.00

Part #	Replacement Part/Accessory Description	Price
KS143	Electronic Fuel Level Gauge (12V)	\$151.00
TF217	Heavy Duty Gasket - 6" x 10" Oval	\$5.40
TF236	Heavy Duty Gasket - 4" x 6" Oval	\$4.50
TF147	Heavy Duty Gasket - 4.75" Bolt Circle	\$4.20
TF148	Heavy Duty Gasket - 3.00" Bolt Circle	\$2.60
KS161	Quick-Fill Flapper Valve Seal Kit	\$40.90
KS162	Regular Fill Flap-Valve Seal Kit	\$38.10
RF102	2 1/4" Clear Hose (Per Foot)	\$12.50
RF103	2 1/4" Reinforced Black Hose (Per Foot)	\$10.10
RF118	2 1/4" Aluminum Tube (Per Foot)	\$9.60
RE127	2" Corrugated Refueling Hose (Per Foot)	\$10.00
RE155	2" Corrugated Vent Hose (Per Foot)	\$8.30
RE140	1 1/4" Clear Vent Hose (Per Foot)	\$3.90
RE118	1" Clear Vent Hose (Per Foot)	\$3.70
TF159	3/8" (#6) Fuel Hose (Per Foot)	\$2.50
TF197	1/2" (#8) Fuel Hose (Per Foot)	\$2.70
TF212	5/8" (#10) Fuel Hose (Per Foot)	\$3.20
TF207	Dip Stick with Threaded Cap	\$13.80



ATL Offers a Wide Range of Fuel Hose, Vent Hose and Tubing



12V Electronic Fuel Level Gauge



KS162 Seal Kit

If You Do Not See An ATL Fuel Cell that fits your needs, please contact Truechoice for your application.

ATTENTION VINTAGE RACERS

ATL can custom-build a fuel cell to meet your specific need. From a complete new system to retrofits into existing tanks...contact us for details and a quote.





“Laps Ahead of the Competition”™



ST520 3 Door Surge Tank for Road Course Applications



SU115 15 Gallon Super Cell



TF239, TF240, TF242 Duck Foot Fuel Pick-ups



ST528 3 Door Surge Tank in Molded Box



FB181 SCCA Spec Racer Bladder

Part #	Replacement Part/Accessory Description	Price
ST520	3 Door Surge Tank (For Road Course Application)	\$310.00
ST528	Surge tank 3 door molded	\$171.00
TF239	“Duck-Foot” pick-ups	\$43.00
TF240	“Duck-Foot” pick-ups	\$51.00
TF442	“Duck-Foot” pick-ups	\$61.00
SF103	Safety foam (per cubic ft.)	\$31.00
SF105	Safety foam (per cubic ft.)	\$36.00
SF110	Safety foam (per cubic ft.)	\$45.00
RE104	Dry breaks- female	\$211.00
RE105	Dry breaks- male	\$233.00
RE158	Dual dry break - female	\$661.00
RE159	Dual dry break - male	\$755.00
SU115	15 gallon “super cell”	\$830.00
FB181	SCCA Spec Racer Bladder plus Foam	\$666.00
FC150	5 gallon Formula/Sport Racer Wedge Cell	\$830.00
RE 169	5 Gallon Vent Bottle / “Top-Off” Refueler	\$202.00
RE146	Refueling rig - 1” hose	\$3186.00
RE136	Refueling rig - 1.5”hose	\$3186.00



RE169 5 Gallon Vent Bottle “Top-Off” Refueler



FC150 Formula/Spec Racer Wedge Cell



SF 103, SF105, SF110 Safety Foam Random Sized Replacement Blocks



RE104 - Female and RE105 - Male Dry Breaks



RE159 Male Dual Dry Break



RE158 Female Dual Dry Break

TF195 Sport Cell Flap Valve Assembly



RE136 Refueling Rig Excellent for Vintage/SCCA