Hex Cap Screws

1/4"-20 Diameter - Coarse Thread

Plain, Zinc Plated, or Yellow Zinc Plated
Wrench Size: 7/16"



FASTENER FACT

Did you know?

*In the fastener industry, **low carbon** hex head cap screws are often substituted with a more cost effective A307 bolt. Differences are subtle and unimportant in most applications. Fastenal can provide its customers with either Gr2 or A307, however, the A307 bolt is the more commonly stocked item.*

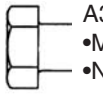

A307 Hex Cap Screw
•Minimum tensile 60,000
•No washer face

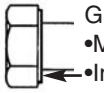

Grade 2 Hex Cap Screw
•Minimum tensile 74,000
•Includes washer face

			Grade A307A				Grade 5						Grade 8			
			Plain		Zinc		Plain		Zinc		Yellow Zinc		Plain		Yellow Zinc	
Length	Pkg. Qty.	Case Qty.	Part No.	UOM /100	Part No.	UOM /100	Part No.	UOM /100	Part No.	UOM /100	Part No.	UOM /100	Part No.	UOM /100	Part No.	UOM /100
3/8"	100	3600			11000	^	12000	^	13000	^	95000	^	14000	^	15000	^
1/2"	100	3300	10001	—	11001	—	12001	—	13001	—	95001	—	14001	—	15001	—
5/8"	100	3000	10002	—	11002	—	12002	—	13002	—	95002	—	14002	—	15002	—
3/4"	100	2700	10003	—	11003	—	12003	—	13003	—	95003	—	14003	—	15003	—
7/8"	100	2500			11004	—	12004	—	13004	—	95004	—	14004	—	15004	—
1"	100	2200	10005	—	11005	—	12005	—	13005	—	95005	—	14005	—	15005	—
1-1/8"	100	2000							13006	—					15006	—
1-1/4"	100	1900	10007	—	11007	—	12007	—	13007	—	95007	—	14007	—	15007	—
1-3/8"	100	1600							13008	—					15008	—
1-1/2"	100	1600	10009	—	11009	—	12009	—	13009	—	95009	—	14009	—	15009	—
1-3/4"	100	1400	10010	—	11010	—	12010	—	13010	—	95010	—	14010	—	15010	—
2"	50	1200	10011	—	11011	—	12011	—	13011	—	95011	—	14011	—	15011	—
2-1/4"	50	1000			11012	—	12012	—	13012	—	95012	—	14012	—	15012	—
2-1/2"	50	900	10013	—	11013	—	12013	—	13013	—	95013	—	14013	—	15013	—
2-3/4"	50	750			11014	—	12014	—	13014	—	95014	—	14014	—	15014	—
3"	50	750	10015	—	11015	—	12015	—	13015	—	95015	—	14015	—	15015	—
3-1/4"	50	600			11016	—			13016	—	95016	—	14016	—	15016	—
3-1/2"	50	550	10017	—	11017	—	12017	—	13017	—	95017	—	14017	—	15017	—
3-3/4"	50	500			11018	—			13018	—	95018	—			15018	—
4"	25	450	10019	—	11019	—	12019	—	13019	—	95019	—	14019	—	15019	—
4-1/4"	25	450							13020	—					15020	—
4-1/2"	25	450	10021	—	11021	—	12021	—	13021	—	95021	—	14021	—	15021	—
5"	25	400	10023	—	11023	—	12023	—	13023	—	95023	—	14023	—	15023	—
5-1/2"	25	400	10024	—	11024	—	12024	—	13024	—	95024	—	14024	—	15024	—
6"	25	350	10025	—	11025	—	12025	—	13025	—	95025	—	14025	—	15025	—
6-1/2"	10	350			11026	—	12026	—	13026	—					15026	—
7"	10	300	10027	—	11027	—	12027	—	13027	—						
7-1/2"	10	275							13028	—						
8"	10	275	10029	—	11029	—	12029	—	13029	—						

Longer lengths available

Grade 9 Hex Cap Screws available on page 3-20

1/4"-20 Diameter - Coarse Thread - U.S.A.

Plain, Zinc Plated or Yellow Zinc Plated
Wrench Size: 7/16"

Made in USA

			Grade 5				Grade 8			
			Plain		Zinc		Plain		Yellow Zinc	
Length	Pkg. Qty.	Case Qty.	Part No.	UOM /Each	Part No.	UOM /Each	Part No.	UOM /Each	Part No.	UOM /Each
3/8"	100	3000			11100094	^	11100099	^	11100213	^
1/2"	100	3000			0138294	—	11100100	—	0152606	—
5/8"	100	3000	0137342	—	0137485	—	0137628	—	0137770	—
3/4"	100	2700	0137343	—	0137486	—	0137629	—	0137771	—
7/8"	100	2500	0137344	—	0137487	—	0137630	—	0137772	—
1"	100	2200	0137345	—	0137488	—	0137631	—	0137773	—
1-1/4"	100	1900	0137346	—	0137489	—	0137632	—	0137774	—
1-1/2"	100	1600	0137347	—	0137490	—	0137633	—	0137775	—
1-3/4"	100	1400	0137348	—	0137491	—	0137634	—	0137776	—
2"	50	1200	0137349	—	0137492	—	0137635	—	0137777	—
2-1/4"	50	1000	0137350	—	0137493	—	0137636	—	0137778	—
2-1/2"	50	900	0137351	—	0137494	—	0137637	—	0137779	—
3"	50	750			0138295	—			0149995	—
3-1/2"	50	550			0138296	—			0149997	—
4"	25	450			0138297	—			0149999	—
4-1/2"	25	450			0149670	—			0150001	—
5"	25	400							0150002	—
6"	25	350							0150003	—
6-1/2"	10	350							0152607	—
7"	10	300							0152608	—
8"	10	275							0149991	—

Grade 9 Hex Cap Screws available on page 3-20

If its not on our shelf...we'll make it!
Ask the local store to quote your threaded and machined parts.

Hex Head Bolts, Hex Head Cap Screws

Hex Head Bolts Cont.

2"-4.5 Diameter - Coarse Thread
ASTM, A449 & A354 Grade BD
Plain
Wrench Size 3"



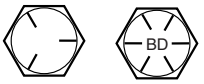

Length	Pkg. Qty.	Case Qty.	Grade A449 Plain Part No.	UOM /100	Grade A354 BD Plain Part No.	UOM /100
4"	1	5	12769	^	14769	^
4-1/2"	1	5	12771	—	14771	—
5"	1	5	12773	—	14773	—
5-1/2"	1	5	12774	—	14774	—
6"	1	5	12775	—	14775	—
6-1/2"	1	5	12776	—	14776	—
7"	1	5	12777	—	14777	—
8"	1	5	12779	—	14779	—
9"	1	5	12781	—	14781	—
10"	1	5	12783	—	14783	—
12"	1	5	12786	—	14786	—
14"	1	5	12788	—	14788	—
16"	1	5	12790	—	14790	—
18"	1	5	12791	—	14791	—
20"	1	5			14792	—
24"	1	5			14794	—

Hex Head Cap Screws

Drilled Head
Grade 5
Zinc Plated

1/4-20 Diameter

Length	Part No.	Pkg. Qty.	Case Qty.	UOM /Ea
1/2	11100477	100	500	^
5/8	11100478	100	500	—
3/4	11100479	100	500	—
1	11100480	100	500	—

5/16-18 Diameter

Length	Part No.	Pkg. Qty.	Case Qty.	UOM /Ea
1/2	11100481	100	500	^
3/4	11100482	100	500	—
1	11100483	100	500	—
1-3/4	11100484	100	500	—
1-1/2	11100485	100	500	—

3/8-16 Diameter

Length	Part No.	Pkg. Qty.	Case Qty.	UOM /Ea
3/4	11100486	100	500	^
1	11100487	100	500	—
1-1/4	11100488	100	500	—
1-1/2	11100489	100	500	—
1-3/4	11100490	100	500	—
2	11100491	100	500	—

1/2-13 Diameter

Length	Part No.	Pkg. Qty.	Case Qty.	UOM /Ea
3/4	11100492	50	300	^
1	11100493	50	300	—
1-1/4	11100494	50	300	—
1-1/2	11100495	50	300	—
1-3/4	11100496	50	300	—
2	11100497	50	300	—

5/8-11 Diameter

Length	Part No.	Pkg. Qty.	Case Qty.	UOM /Ea
1-1/2	11100498	50	250	^
1-3/4	11100499	50	250	—
2	11100500	50	250	—
2-1/2	11100501	50	250	—

3/4-10 Diameter

Length	Part No.	Pkg. Qty.	Case Qty.	UOM /Ea
2	11100502	25	200	^
2-1/2	11100503	25	200	—
3	11100504	25	200	—

Grade 9 Hex Head Cap Screws
High Strength (180,000 min PSI Tensile)
Yellow Zinc Dichromate

Head height is larger than standard hex cap screw.

Also see page 3-154 for Grade 9 nuts and page 3-170 for flat washers.



1/4"-20 and 1/4"-28 Diameter Coarse and Fine Thread

Length	Pkg. Qty.	Case Qty.	1/4"-20 Part No.	UOM /100	1/4"-28 Part No.	UOM /100
1/2"	100	2400	20650	^	20819	^
3/4"	100	2400	20651	—	20820	—
1"	100	1800	20652	—	20821	—
1-1/4"	100	1800	20653	—	20822	—
1-1/2"	100	1800	20654	—	20823	—
1-3/4"	100	1200	20655	—		
2"	50	1200	20656	—	20824	—
2-1/2"	50	900	20657	—	20825	—
3"	50	800	20658	—	20826	—
3-1/2"	25	600	0184890	—		
4"	25	600	20659	—		

5/16"-18 and 5/16"-24 Diameter Coarse and Fine Thread

Length	Pkg. Qty.	Case Qty.	5/16"-18 Part No.	UOM /100	5/16"-24 Part No.	UOM /100
1/2"	100	2400	20660	^		
3/4"	100	1800	20661	—	20827	—
1"	100	1800	20662	—	20828	—
1-1/4"	100	1200	20663	—	20829	—
1-1/2"	100	1200	20664	—	20830	—
1-3/4"	100	800	20665	—	20831	—
2"	100	800	20666	—	20832	—
2-1/2"	50	800	20667	—	20833	—
3"	25	600	20668	—	20834	—
3-1/2"	25	600	20669	—		
4"	25	450	20670	—		

3/8"-16 and 3/8"-24 Diameter Coarse and Fine Thread

Length	Pkg. Qty.	Case Qty.	3/8"-16 Part No.	UOM /100	3/8"-24 Part No.	UOM /100
1/2"	50	1200	20671	^		
3/4"	50	1200	20672	—	20835	—
1"	50	900	20673	—	20836	—
1-1/4"	50	900	20674	—	20837	—
1-1/2"	50	800	20675	—	20838	—
1-3/4"	25	800	20676	—	20839	—
2"	25	600	20677	—	20840	—
2-1/4"	25	600	20678	—	20841	—
2-1/2"	25	450	20679	—	20842	—
3"	25	400	20680	—	20843	—
3-1/2"	25	400	20681	—	20844	—
4"	10	400	20682	—	20845	—
4-1/2"	10	400	20683	—		
5"	10	300	20684	—		
6"	10	300	20685	—		

7/16"-14 and 7/16"-20 Diameter Coarse and Fine Thread

Length	Pkg. Qty.	Case Qty.	7/16"-14 Part No.	UOM /100	7/16"-20 Part No.	UOM /100
3/4"	25	1200	20686	^		
1"	25	600	20687	—	20846	—
1-1/4"	25	600	20688	—	20847	—
1-1/2"	25	600	20689	—	20848	—
1-3/4"	25	450	20690	—	20849	—
2"	10	400	20691	—	20850	—
2-1/2"	10	400	20692	—	20851	—
3"	10	300	20693	—	20852	—
3-1/2"	10	300	20694	—	20853	—
4"	5	225	20695	—		
5"	5	150	20696	—		
6"	5	150	20697	—		

1/2"-13 and 1/2"-20 Diameter Coarse and Fine Thread

Length	Pkg. Qty.	Case Qty.	1/2"-13 Part No.	UOM /100	1/2"-20 Part No.	UOM /100
3/4"	25	600	20698	^		
1"	25	450	20699	—	20855	—
1-1/4"	25	450	20700	—	20856	—
1-1/2"	25	400	20701	—	20857	—
1-3/4"	25	400	20702	—	20858	—
2"	10	300	20703	—	20859	—
2-1/4"	10	300	20704	—	20860	—
2-1/2"	10	300	20705	—	20861	—
3"	10	200	20706	—	20862	—
3-1/2"	10	200	20707	—	20863	—
4"	5	200	20708	—	20864	—
4-1/2"	5	150	20709	—	0153937	—
5"	5	150	20710	—		
6"	5	100	20711	—	20866	—
7"	1	100	20712	—	20867	—
8"	1	100	20713	—		

9/16"-12 and 9/16"-18 Diameter Coarse and Fine Thread

Length	Pkg. Qty.	Case Qty.	9/16"-12 Part No.	UOM /100	9/16"-18 Part No.	UOM /100
1"	25	300	20714	^		
1-1/2"	25	300	20715	—	20869	—
2"	10	225	20716	—	20870	—
2-1/2"	10	200	20717	—	20871	—
3"	10	200	20718	—	20872	—
3-1/2"	10	150	20719	—	20873	—
4"	5	150	20720	—	20874	—
5"	5	100	20721	—		

Hex Head Cap Screws Cont.



5/8"-11 and 5/8"-18 Diameter Coarse and Fine Thread

Length	Pkg. Qty.	Case Qty.	5/8"-11 Part No.	5/8"-11 UOM /100	5/8"-18 Part No.	5/8"-18 UOM /100
1"	10	300	20722	^	20875	^
1-1/4"	10	200	20723	—		
1-1/2"	10	200	20724	—	20876	—
1-3/4"	10	200	20725	—	20877	—
2"	5	200	20726	—	20878	—
2-1/4"	5	200	20727	—	20879	—
2-1/2"	5	150	20728	—	20880	—
2-3/4"	5	150	20729	—	20881	—
3"	5	150	20730	—	20882	—
3-1/2"	5	100	20731	—	20883	—
4"	5	100	20732	—	20884	—
4-1/2"	5	100	20733	—	20885	—
5"	5	100	20734	—	20886	—
5-1/2"	5	100	20735	—		
6"	5	100	20736	—	20888	—
7"	1	75	20737	—	20889	—
8"	1	75	20738	—	20890	—
9"	1	75	20739	—	20891	—
10"	1	50	20740	—		

3/4"-10 and 3/4"-16 Diameter Coarse and Fine Thread

Length	Pkg. Qty.	Case Qty.	3/4"-10 Part No.	3/4"-10 UOM /100	3/4"-16 Part No.	3/4"-16 UOM /100
1-1/2"	10	180	20965	^	20892	^
1-3/4"	10	160	20743	—	20893	—
2"	5	160	20744	—	20894	—
2-1/4"	5	120	20745	—	20895	—
2-1/2"	5	120	20746	—	20896	—
2-3/4"	5	120	20747	—	20897	—
3"	5	120	20748	—	20898	—
3-1/2"	5	120	20749	—	20899	—
4"	5	80	20750	—	20900	—
4-1/2"	5	80	20751	—	20901	—
5"	5	80	20752	—	20902	—
5-1/2"	5	80	20753	—	20903	—
6"	5	60	20754	—	20904	—
7"	1	60	20755	—	20905	—
8"	1	60	20756	—	20906	—
9"	1	60	20757	—		
10"	1	30	20758	—		

7/8"-9 and 7/8"-14 Diameter Coarse and Fine Thread

Length	Pkg. Qty.	Case Qty.	7/8"-9 Part No.	7/8"-9 UOM /100	7/8"-14 Part No.	7/8"-14 UOM /100
2"	5	120	20761	^	20910	^
2-1/2"	5	90	20762	—	20911	—
3"	5	90	20763	—	20912	—
3-1/2"	5	60	20764	—	20913	—
4"	4	60	20765	—	20914	—
4-1/2"	4	60	20766	—	20915	—
5"	4	60	20767	—	20916	—
5-1/2"	4	60	20768	—	20917	—
6"	4	60	20769	—	20918	—
7	1	45	20770	—		
8"	1	45	20771	—		
9"	1	30	20772	—		
10"	1	30	20773	—		

1"-8 and 1"-14 Diameter Coarse and Fine Thread

Length	Pkg. Qty.	Case Qty.	1"-8 Part No.	1"-8 UOM /100	1"-14 Part No.	1"-14 UOM /100
2"	4	80	20776	^		
2-1/2"	4	60	20777	—	20925	—
3"	4	60	20778	—	20926	—
3-1/2"	4	60	20779	—	20927	—
4"	4	60	20780	—	20928	—
4-1/2"	2	40	20781	—	20929	—
5"	2	40	20782	—	20930	—
5-1/2"	2	40	20783	—	20931	—
6"	2	40	20784	—	20932	—
7"	1	40	20785	—	20933	—
8"	1	30	20786	—		
9"	1	24	20787	—		
10"	1	16	20788	—		

1-1/8"-7 and 1-1/8"-12 Diameter Coarse and Fine Thread

Length	Pkg. Qty.	Case Qty.	1-1/8"-7 Part No.	1-1/8"-7 UOM /100	1-1/8"-12 Part No.	1-1/8"-12 UOM /100
3"	1	48	20791	^	20939	^
3-1/2"	1	36	20792	—	20940	—
4"	1	36	20793	—	20941	—
4-1/2"	1	36	20794	—		
5"	1	32	20795	—	20943	—
6"	1	24	20796	—	20944	—
7"	1	24	20797	—	20945	—
10"	1	16	20798	—		

1-1/4"-7 and 1-1/4"-12 Diameter Coarse and Fine Thread

Length	Pkg. Qty.	Case Qty.	1-1/4"-7 Part No.	1-1/4"-7 UOM /100	1-1/4"-12 Part No.	1-1/4"-12 UOM /100
3"	1	36	20799	^	20948	^
3-1/2"	1	32	20800	—	20949	—
4"	1	32	20801	—	20950	—
4-1/2"	1	32	20802	—	20951	—
5"	1	24	20803	—	20952	—
5-1/2"	1	24	20804	—	20953	—
6"	1	18	20805	—	20954	—
7"	1	18	20806	—	20955	—
8"	1	18	20807	—		
9"	1	12	20808	—		
10"	1	12	20809	—		

Hex Cap Screws with Nylon Patch

Grade 8 Yellow Zinc
Coarse Thread

Use when vibration is a concern

1/4"-20 Diameter Wrench Size: 7/16"

Length	Pkg. Qty.	Case Qty.	Part No.	UOM /Ea
1"	100	500	11102394	^
1-1/4"	100	500	11102395	—
1-1/2"	100	500	11102396	—
1-3/4"	100	500	11102397	—
2"	100	500	11102398	—
2-1/2"	100	500	11102399	—
3"	100	500	11102400	—

Hex Cap Screws with Nylon Patch *Continued*

Grade 8 Yellow Zinc
Coarse Thread

5/16"-18 Diameter Wrench Size: 1/2"

Length	Pkg. Qty.	Case Qty.	Part No.	UOM /Ea
1"	100	500	11102401	^
1-1/4"	100	500	11102402	—
1-1/2"	100	500	11102403	—
1-3/4"	100	500	11102404	—
2"	100	500	11102405	—
2-1/2"	100	500	11102406	—
3"	100	500	11102407	—

3/8"-16 Diameter Wrench Size: 9/16"

Length	Pkg. Qty.	Case Qty.	Part No.	UOM /Ea
1-1/4"	100	500	11102408	^
1-1/2"	100	500	11102409	—
1-3/4"	100	500	11102410	—
2"	100	500	11102411	—
2-1/2"	100	500	11102412	—
3"	100	500	11102413	—
3-1/2"	100	500	11102414	—
4"	100	500	11102415	—

1/2"-13 Diameter Wrench Size: 3/4"

Length	Pkg. Qty.	Case Qty.	Part No.	UOM /Ea
1-1/2"	50	300	11102416	^
1-3/4"	50	300	11102417	—
2"	50	300	11102418	—
2-1/2"	50	300	11102419	—
3"	25	200	11102420	—
3-1/2"	25	200	11102421	—
4"	25	150	11102422	—
5"	25	100	11102423	—

5/8"-11 Diameter Wrench Size: 15/16"

Length	Pkg. Qty.	Case Qty.	Part No.	UOM /Ea
1-3/4"	25	100	11102424	^
2"	25	100	11102425	—
2-1/2"	25	100	11102426	—
3"	25	75	11102427	—
3-1/2"	25	75	11102428	—

3/4"-10 Diameter Wrench Size: 1-1/8"

Length	Pkg. Qty.	Case Qty.	Part No.	UOM /Ea
2"	25	50	11102429	^
2-1/2"	25	50	11102430	—
3"	25	50	11102431	—
3-1/2"	25	50	11102432	—
4"	25	50	11102433	—

If its not on our shelf...we'll make it!
Ask the local store to quote your threaded and machined parts.

Hex Head Cap Screws, Hex Bolts, ASTM A307A Hot Dipped Galvanized

Hex Head Cap Screws Cont.

Left Hand Thread Hex Head Cap Screws
Grade 5
Plain



1/4"-20
Wrench Size: 1/2"

Length	Case Qty.	Pkg. Qty.	Part No.	UOM /100
1"	2200	100	0123422	^—

3/8"-16
Wrench Size: 1/2"

Length	Case Qty.	Pkg. Qty.	Part No.	UOM /100
1"	900	50	0123423	^—
1-1/2"	675	50	0123424	—
1-3/4"	600	50	0123425	—
2"	550	25	0123426	—
2-1/2"	400	25	0123427	—
3"	325	25	0123428	—
4"	250	10	0123429	—

1/2"-13 Diameter
Wrench Size: 3/4"

Length	Case Qty.	Pkg. Qty.	Part No.	UOM /100
1-1/2"	300	25	0123430	^—
1-3/4"	270	25	0123431	—
2"	250	10	0123432	—
2-1/2"	250	10	0123433	—
2-3/4"	225	10	0123434	—
3"	200	10	0123435	—
4"	150	5	0123436	—

5/8"-11 Diameter
Wrench Size: 15/16"

Length	Case Qty.	Pkg. Qty.	Part No.	UOM /100
1"	250	10	0123437	^—
1-1/4"	225	10	0123438	—
1-1/2"	200	10	0123439	—
1-3/4"	175	10	0123440	—
2"	175	5	0123441	—
2-1/2"	125	5	0123442	—
3"	100	5	0123443	—
3-1/2"	100	5	0123444	—
4"	90	1	0123445	—

3/4"-10 Diameter
Wrench Size: 1-1/8"

Length	Case Qty.	Pkg. Qty.	Part No.	UOM /100
1-1/2"	125	10	0123446	^—
1-3/4"	120	10	0123447	—
2"	100	5	0123448	—
2-1/4"	100	5	0123449	—
2-1/2"	90	5	0123450	—
3"	80	5	0123451	—
4"	60	5	0123452	—

Hex Bolts, ASTM A307A Hot Dipped Galvanized

Hex Bolts, ASTM A307A Hot Dipped Galvanized

1/4"- 20 Diameter
Wrench Size: 7/16"

Length	Pkg. Qty.	Case Qty.	Part No.	UOM /100
1/2"	100	3300	91800	^—
3/4"	100	2700	91802	—
1"	100	2200	91804	—
1-1/4"	100	1900	91805	—
1-1/2"	100	1600	91806	—
1-3/4"	100	1400	91807	—
2"	50	1200	91808	—
2-1/4"	50	1000	91809	—
2-1/2"	50	900	91810	—
2-3/4"	50	750	91811	—
3"	50	750	91812	—
3-1/2"	50	550	91814	—
4"	25	450	91816	—
4-1/2"	25	450	91817	—
5"	25	400	91818	—
5-1/2"	25	400	91819	—
6"	25	350	91820	—
7"	10	300	91822	—

5/16"-18 Diameter
Wrench Size: 1/2"

Length	Pkg. Qty.	Case Qty.	Part No.	UOM /100
3/4"	100	1650	91827	^—
1"	100	1400	91829	—
1-1/4"	100	1100	91830	—
1-1/2"	100	1000	91831	—
1-3/4"	100	850	91832	—
2"	50	800	91833	—
2-1/4"	50	700	91834	—
2-1/2"	50	600	91835	—
2-3/4"	50	550	91836	—
3"	50	500	91837	—
3-1/2"	50	450	91839	—
4"	25	400	91841	—
4-1/2"	25	300	91842	—
5"	25	250	91843	—
5-1/2"	25	250	91844	—
6"	25	250	91845	—
6-1/2"	10	250	91846	—
7"	10	225	91847	—

3/8"-16 Diameter
Wrench Size: 9/16"

Length	Pkg. Qty.	Case Qty.	Part No.	UOM /100
1/2"	50	1300	91850	^—
3/4"	50	1100	91852	—
7/8"	50	1000	91853	—
1"	50	900	91854	—
1-1/4"	50	800	91855	—
1-1/2"	50	675	91856	—
1-3/4"	50	600	91857	—
2"	25	500	91858	—
2-1/4"	25	450	91859	—
2-1/2"	25	400	91860	—
2-3/4"	25	400	91861	—
3"	25	325	91862	—
3-1/4"	25	325	91863	—
3-1/2"	25	300	91864	—
4"	10	250	91866	—
4-1/2"	10	225	91867	—
5"	10	225	91868	—
5-1/2"	10	175	91869	—
6"	10	175	91870	—
6-1/2"	5	175	91871	—
7"	5	150	91872	—
7-1/2"	5	150	91873	—
8"	1	150	91874	—
9"	1	130	91876	—
10"	1	120	91878	—
11"	1	110	91879	—
12"	1	100	91880	—

7/16"-14 Diameter
Wrench Size: 5/8"

Length	Pkg. Qty.	Case Qty.	Part No.	UOM Per Pkg
3/4"	25	750	0189648	—
1"	25	650	0189649	—
1-1/4"	25	550	0189650	—
1-1/2"	25	500	0189651	—
2"	10	400	0189653	—
2-1/2"	10	300	0189655	—
3"	10	275	0189657	—
3-1/2"	10	275	0189659	—

Hex Cap Screws

Hex Cap Screws Cont.

1/4"-28 Diameter - Fine Thread

Plain, Zinc Plated or Yellow Zinc Plated
Wrench Size: 7/16"

			Grade 5 Zinc		Grade 8 Plain		Grade 8 Yellow Zinc	
Length	Pkg. Qty.	Case Qty.	Part No.	UOM /100	Part No.	UOM /100	Part No.	UOM /100
3/8"	100	3600	17000	^—	18000	^—	18750	^—
1/2"	100	3300	17001	—	18001	—	18751	—
5/8"	100	3000	17002	—	18002	—	18752	—
3/4"	100	2700	17003	—	18003	—	18753	—
7/8"	100	2500	17004	—			18754	—
1"	100	2200	17005	—	18005	—	18755	—
1-1/4"	100	1900	17007	—	18007	—	18757	—
1-1/2"	100	1600	17009	—	18009	—	18759	—
1-3/4"	100	1400	17010	—	18010	—	18760	—
2"	50	1200	17011	—	18011	—	18761	—
2-1/4"	50	1000	17012	—	18012	—	18762	—
2-1/2"	50	900	17013	—	18013	—	18763	—
2-3/4"	50	750	17014	—	18014	—	18764	—
3"	50	750	17015	—	18015	—	18765	—
3-1/4"	50	600					18766	—
3-1/2"	50	550	17017	—	18017	—	18767	—
3-3/4"	50	500					18768	—
4"	25	450	17019	—	18019	—	18769	—
4-1/2"	25	450	17021	—			18771	—
5"	25	400	17023	—			18773	—
5-1/2"	25	400					18774	—
6"	25	350					18775	—

Grade 9 Hex Cap Screws available on page 3-20

Determining Thread Length
6 inches or less = 2 times diameter plus 1/4" Over 6 inches = 2 times diameter plus 1/2"

Mechanical Specifications

A307-A

Length over 6 inches and diameter over 1 inch may be supplied to A307A specification.

Material
Low or Medium Carbon Steel

Size Range
1/4" to4"

Minimum Tensile Strength
60,000 psi

Rockwell Core Hardness
HRB 69-100*

* 3x dia. & longer do not have min. hardness requirements.

SAE J429-Grade 5

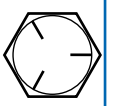

Material
Medium Carbon Steel
Quenched and Tempered

Size Range
1/4 to 1-1/2

Minimum Proof Strength
85,000 psi for 1/4 to 1
74,000 psi for 1-1/8 to 1-1/2

Minimum Tensile Strength
120,000 psi for 1/4 to 1
105,000 psi for 1-1/8 to 1-1/2

Rockwell Core Hardness
C25(min.) / C34(max) for 1/4 to 1
C19(min.) / C30(max) for 1-1/8 to 1-1/2

Minimum Yield Strength
92,000 psi for 1/4 to 1
81,000 psi for 1-1/8 to 1-1/2

SAE J429-Grade 8

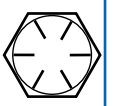

Material
Medium Carbon Alloy Steel
Quenched and Tempered

Size Range
1/4 to 1-1/2

Minimum Proof Strength
120,000 psi for 1/4 to 1-1/2

Minimum Tensile Strength
150,000 psi for 1/4 to 1-1/2

Rockwell Core Hardness
C33(min.) / C39(max) for 1/4 to 1-1/2

Minimum Yield Strength
130,000 psi for 1/4 to 1-1/2

All users of the Technical Information listed on this page are warned that such standards may be revised or withdrawn without warning. Reliance on this information for any purpose by anyone is at the sole risk of that person and Fastenal Company is not responsible for any loss, claim or damage arising therefrom.

Hex Cap Screws Cont.

5/16"-18 Diameter - Coarse Thread
Plain, Zinc Plated or Yellow Zinc Plated
Wrench Size:1/2"



FASTENER FACT

Did you know?
*In the fastener industry, **low carbon** hex head cap screws are often substituted with a more cost effective A307 bolt. Differences are subtle and unimportant in most applications. Fastenal can provide its customers with either Gr2 or A307, however, the A307 bolt is the more commonly stocked item.*

A307 Hex Cap Screw
•Minimum tensile 60,000
•No washer face

Grade 2 Hex Cap Screw
•Minimum tensile 74,000
•Includes washer face

			Grade A307A				Grade 5						Grade 8			
			Plain		Zinc		Plain		Zinc		Yellow Zinc		Plain		Yellow Zinc	
Length	Pkg. Qty.	Case Qty.	Part No.	UOM /100	Part No.	UOM /100	Part No.	UOM /100	Part No.	UOM /100	Part No.	UOM /100	Part No.	UOM /100	Part No.	UOM /100
1/2"	100	1950	10051	^—	11051	^—	12051	^—	13051	^—	95051	^—	14051	^—	15051	^—
5/8"	100	1800			11052	—	12052	—	13052	—	95052	—	14052	—	15052	—
3/4"	100	1650	10053	—	11053	—	12053	—	13053	—	95053	—	14053	—	15053	—
7/8"	100	1500	10054	—	11054	—	12054	—	13054	—	95054	—	14054	—	15054	—
1"	100	1400	10055	—	11055	—	12055	—	13055	—	95055	—	14055	—	15055	—
1-1/8"	100	1200							13056	—	95056	—			15056	—
1-1/4"	100	1100	10057	—	11057	—	12057	—	13057	—	95057	—	14057	—	15057	—
1-3/8"	100	1000							13058	—	95058	—			15058	—
1-1/2"	100	1000	10059	—	11059	—	12059	—	13059	—	95059	—	14059	—	15059	—
1-3/4"	100	850	10060	—	11060	—	12060	—	13060	—	95060	—	14060	—	15060	—
2"	50	800	10061	—	11061	—	12061	—	13061	—	95061	—	14061	—	15061	—
2-1/4"	50	700			11062	—	12062	—	13062	—	95062	—	14062	—	15062	—
2-1/2"	50	600	10063	—	11063	—	12063	—	13063	—	95063	—	14063	—	15063	—
2-3/4"	50	550			11064	—	12064	—	13064	—	95064	—	14064	—	15064	—
3"	50	500	10065	—	11065	—	12065	—	13065	—	95065	—	14065	—	15065	—
3-1/4"	50	450			11066	—	12066	—	13066	—	95066	—	14066	—	15066	—
3-1/2"	50	450	10067	—	11067	—	12067	—	13067	—	95067	—	14067	—	15067	—
3-3/4"	50	400			11068	—	12068	—	13068	—	95068	—			15068	—
4"	25	400	10069	—	11069	—	12069	—	13069	—	95069	—	14069	—	15069	—
4-1/4"	25	350							13070	—	95070	—			15070	—
4-1/2"	25	300	10071	—	11071	—	12071	—	13071	—	95071	—	14071	—	15071	—
4-3/4"	25	300							13072	—	95072	—			15072	—
5"	25	250	10073	—	11073	—	12073	—	13073	—	95073	—	14073	—	15073	—
5-1/2"	25	250	10074	—	11074	—	12074	—	13074	—	95074	—	14074	—	15074	—
6"	25	250	10075	—	11075	—	12075	—	13075	—	95075	—	14075	—	15075	—
6-1/2"	10	250			11076	—	12076	—	13076	—	95076	—	14076	—	15076	—
7"	10	225					12077	—	13077	—			14077	—	15077	—
7-1/2"	10	225							13078	—			14078	—	15078	—
8"	5	225							13079	—			14079	—	15079	—
10"	1	200											14083	—		

5/16"-18 Diameter - Coarse Thread - U.S.A.
Plain, Zinc Plated or Yellow Zinc Plated
Wrench Size: 1/2"

Made In USA

			Grade 5				Grade 8			
			Plain		Zinc		Plain		Yellow Zinc	
Length	Pkg. Qty.	Case Qty.	Part No.	UOM /100	Part No.	UOM /100	Part No.	UOM /100	Part No.	UOM /100
5/8"	100	1800	0137352	^—	0137495	^—	0137638	^—	0137780	^—
3/4"	100	1650	0137353	—	0137496	—	0137639	—	0137781	—
7/8"	100	1500	0137354	—	0137497	—	0137640	—	0137782	—
1"	100	1400	0137355	—	0137498	—	0137641	—	0137783	—
1-1/4"	100	1100	0137356	—	0137499	—	0137642	—	0137784	—
1-1/2"	100	1000	0137357	—	0137500	—	0137643	—	0137785	—
1-3/4"	100	850	0137358	—	0137501	—	0137644	—	0137786	—
2"	50	800	0137359	—	0137502	—	0137645	—	0137787	—
2-1/4"	50	700	0137360	—	0137503	—	0137646	—	0137788	—
2-1/2"	50	600	0137361	—	0137504	—	0137647	—	0137789	—
2-3/4"	50	550	0137362	—	0137505	—	0137648	—	0137790	—
3"	50	500	0137363	—	0137506	—	0137649	—	0137791	—
3-1/2"	50	450	0137365	—	0137508	—	0137651	—	0137793	—
4"	25	400	0137367	—	0137510	—	0137653	—	0137795	—

Grade 9 Hex Cap Screws available on page 3-20

If its not on our shelf...we'll make it!
Ask the local store to quote your threaded and machined parts.

Hex Cap Screws

Hex Cap Screws Cont.

5/16"-24 Diameter - Fine Thread
Plain, Zinc Plated or Yellow Zinc Plated
Wrench Size: 1/2"

Length	Pkg. Qty.	Case Qty.	Grade 5 Zinc Part No.	Grade 5 Zinc UOM /100	Grade 8 Plain Part No.	Grade 8 Plain UOM /100	Grade 8 Yellow Zinc Part No.	Grade 8 Yellow Zinc UOM /100
1/2"	100	1950	17051	^	18051	^	18791	^
5/8"	100	1800	17052	—	18052	—	18792	—
3/4"	100	1650	17053	—	18053	—	18793	—
7/8"	100	1500	17054	—	18054	—	18794	—
1"	100	1400	17055	—	18055	—	18795	—
1-1/4"	100	1100	17057	—	18057	—	18797	—
1-1/2"	100	1000	17059	—	18059	—	18799	—
1-3/4"	100	850	17060	—	18060	—	18800	—
2"	50	800	17061	—	18061	—	18801	—
2-1/4"	50	700	17062	—	18062	—	18802	—
2-1/2"	50	600	17063	—	18063	—	18803	—
2-3/4"	50	550	17064	—	18064	—	18804	—
3"	50	500	17065	—	18065	—	18805	—
3-1/4"	50	450	17066	—	18066	—	18806	—
3-1/2"	50	450	17067	—	18067	—	18807	—
3-3/4"	50	400	17068	—	18068	—	18808	—
4"	25	400	17069	—	18069	—	18809	—
4-1/2"	25	300	17071	—	18071	—	18811	—
5"	25	250	17073	—	18073	—	18813	—
5-1/2"	25	250	17074	—	18074	—	18814	—
6"	25	250	17075	—	18075	—	18815	—

Grade 9 Hex Cap Screws available on page 3-20

3/8"-16 Diameter - Coarse Thread
Plain, Zinc Plated or Yellow Zinc Plated
Wrench Size: 9/16"



Length	Pkg. Qty.	Case Qty.	Grade A307A Plain Part No.	Grade A307A Plain UOM /100	Grade A307A Zinc Part No.	Grade A307A Zinc UOM /100	Grade 5 Plain Part No.	Grade 5 Plain UOM /100	Grade 5 Zinc Part No.	Grade 5 Zinc UOM /100	Grade 5 Yellow Zinc Part No.	Grade 5 Yellow Zinc UOM /100	Grade 8 Plain Part No.	Grade 8 Plain UOM /100	Grade 8 Yellow Zinc Part No.	Grade 8 Yellow Zinc UOM /100
1/2"	50	1300	10101	^	11101	^	12101	^	13101	^	95101	^	14101	^	15101	^
5/8"	50	1200	10102	—	11102	—	12102	—	13102	—	95102	—	14102	—	15102	—
3/4"	50	1100	10103	—	11103	—	12103	—	13103	—	95103	—	14103	—	15103	—
7/8"	50	1000	10104	—	11104	—	12104	—	13104	—	95104	—	14104	—	15104	—
1"	50	900	10105	—	11105	—	12105	—	13105	—	95105	—	14105	—	15105	—
1-1/8"	50	800					12106	—	13106	—	95106	—	14106	—	15106	—
1-1/4"	50	800	10107	—	11107	—	12107	—	13107	—	95107	—	14107	—	15107	—
1-3/8"	50	675					12108	—	13108	—	95108	—	14108	—	15108	—
1-1/2"	50	675	10109	—	11109	—	12109	—	13109	—	95109	—	14109	—	15109	—
1-3/4"	50	600	10110	—	11110	—	12110	—	13110	—	95110	—	14110	—	15110	—
2"	25	550	10111	—	11111	—	12111	—	13111	—	95111	—	14111	—	15111	—
2-1/4"	25	450	10112	—	11112	—	12112	—	13112	—	95112	—	14112	—	15112	—
2-1/2"	25	400	10113	—	11113	—	12113	—	13113	—	95113	—	14113	—	15113	—
2-3/4"	25	400			11114	—	12114	—	13114	—	95114	—	14114	—	15114	—
3"	25	325	10115	—	11115	—	12115	—	13115	—	95115	—	14115	—	15115	—
3-1/4"	25	325			11116	—	12116	—	13116	—	95116	—	14116	—	15116	—
3-1/2"	25	300	10117	—	11117	—	12117	—	13117	—	95117	—	14117	—	15117	—
3-3/4"	25	250			11118	—	12118	—	13118	—	95118	—	14118	—	15118	—
4"	10	250	10119	—	11119	—	12119	—	13119	—	95119	—	14119	—	15119	—
4-1/4"	10	225			11120	—	12120	—	13120	—	95120	—	14120	—	15120	—
4-1/2"	10	225	10121	—	11121	—	12121	—	13121	—	95121	—	14121	—	15121	—
4-3/4"	10	225							13122	—					15122	—
5"	10	225	10123	—	11123	—	12123	—	13123	—	95123	—	14123	—	15123	—
5-1/2"	10	175	10124	—	11124	—	12124	—	13124	—	95124	—	14124	—	15124	—
6"	10	175	10125	—	11125	—	12125	—	13125	—	95125	—	14125	—	15125	—
6-1/2"	5	175	10126	—	11126	—	12126	—	13126	—	95126	—	14126	—	15126	—
7"	5	150	10127	—	11127	—	12127	—	13127	—	95127	—	14127	—	15127	—
7-1/2"	5	150	10128	—	11128	—	12128	—	13128	—			14128	—	15128	—
8"	1	150	10129	—	11129	—	12129	—	13129	—	95129	—	14129	—	15129	—
8-1/2"	1	130	10130	—	11130	—	12130	—	13130	—					15130	—
9"	1	130	10131	—	11131	—	12131	—	13131	—	95131	—	14131	—	15131	—
10"	1	120	10133	—	11133	—	12133	—	13133	—	95133	—	14133	—	15133	—
11"	1	110											14135	—		
12"	1	100											14136	—		

Hex Cap Screws Cont.

3/8"-16 Diameter - Coarse Thread - U.S.A.

Plain, Zinc Plated or Yellow Zinc Plated
Wrench Size: 9/16"

			Grade 5				Grade 8			
			Plain		Zinc		Plain		Yellow Zinc	
Length	Pkg. Qty.	Case Qty.	Part No.	UOM /100	Part No.	UOM /100	Part No.	UOM /100	Part No.	UOM /100
5/8"	50	1200	0137368	^—	0137511	^—	0137654	^—	0137796	^—
3/4"	50	1100	0137369	—	0137512	—	0137655	—	0137797	—
7/8"	50	1000	0137370	—	0137513	—	0137656	—	0137798	—
1"	50	600	0137371	—	0137514	—	0137657	—	0137799	—
1-1/8"	50	800	0138016	—	0138017	—	0138019	—	0138020	—
1-1/4"	50	525	0137372	—	0137515	—	0137658	—	0137800	—
1-1/2"	50	440	0137373	—	0137516	—	0137659	—	0137801	—
1-3/4"	50	600	0137374	—	0137517	—	0137660	—	0137802	—
2"	25	350	0137375	—	0137518	—	0137661	—	0137803	—
2-1/4"	25	450	0137376	—	0137519	—	0137662	—	0137804	—
2-1/2"	25	275	0137377	—	0137520	—	0137663	—	0137805	—
2-3/4"	25	400	0137378	—	0137521	—	0137664	—	0137806	—
3"	25	325	0137379	—	0137522	—	0137665	—	0137807	—
3-1/4"	25	325	0137380	—	0137523	—	0137666	—	0137808	—
3-1/2"	25	300	0137381	—	0137524	—	0137667	—	0137809	—
4"	10	250	0137382	—	0137525	—	0137668	—	0137810	—
4-1/2"	10	175	0137383	—	0137526	—	0137669	—	0137811	—
5"	10	150	0137384	—	0137527	—	0137670	—	0137812	—
5-1/2"	10	125	0137385	—	0137528	—	0137671	—	0137813	—
6"	10	125	0137386	—	0137529	—	0137672	—	0137814	—

Grade 9 Hex Cap Screws available on page 3-20

3/8"-24 Diameter - Fine Thread

Plain, Zinc Plated or Yellow Zinc Plated
Wrench Size: 9/16"

			Grade 5		Grade 8		
			Zinc		Plain		Yellow Zinc
Length	Pkg. Qty.	Case Qty.	Part No.	UOM /100	Part No.	UOM /100	Part No.	UOM /100
1/2"	50	1300	17101	^—	18101	^—	18830	^—
5/8"	50	1200	17102	—			18831	—
3/4"	50	1100	17103	—	18103	—	18832	—
7/8"	50	1000	17104	—	18104	—	18833	—
1"	50	900	17105	—	18105	—	18834	—
1-1/8"	50	800	17106	—	18106	—	18835	—
1-1/4"	50	800	17107	—	18107	—	18836	—
1-1/2"	50	675	17109	—	18109	—	18838	—
1-3/4"	50	600	17110	—	18110	—	18839	—
2"	25	550	17111	—	18111	—	18840	—
2-1/4"	25	450	17112	—	18112	—	18841	—
2-1/2"	25	400	17113	—	18113	—	18842	—
2-3/4"	25	400	17114	—	18114	—	18843	—
3"	25	325	17115	—	18115	—	18844	—
3-1/4"	25	325	17116	—	18116	—	18845	—
3-1/2"	25	300	17117	—	18117	—	18846	—
3-3/4"	25	250	17118	—	18118	—	18847	—
4"	10	250	17119	—	18119	—	18848	—
4-1/4"	10	225			18120	—	18849	—
4-1/2"	10	225	17121	—	18121	—	18850	—
5"	10	225	17123	—	18123	—	18852	—
5-1/2"	10	175	17124	—	18124	—	18853	—
6"	10	175	17125	—	18125	—	18854	—
6-1/2"	5	175					18855	—
7"	5	150			18127	—	18856	—
7-1/2"	5	150	17128	—	18128	—	18857	—
8"	1	150	17129	—	18129	—	18858	—

Grade 9 Hex Cap Screws available on page 3-20

If its not on our shelf...we'll make it!
Ask the local store to quote your threaded and machined parts.

Hex Cap Screws

Hex Cap Screws Cont.

7/16"-14 Diameter - Coarse Thread
Plain, Zinc Plated or Yellow Zinc Plated
Wrench Size: 5/8"



			Grade A307A		Grade 5						Grade 8			
			Zinc		Plain		Zinc		Yellow Zinc		Plain		Yellow Zinc	
Length	Pkg. Qty.	Case Qty.	Part No.	UOM /100	Part No.	UOM /100	Part No.	UOM /100	Part No.	UOM /100	Part No.	UOM /100	Part No.	UOM /100
3/4"	25	750			12153	^—	13153	^—	95153	^—	14153	^—	15153	^—
7/8"	25	700			12154	—	13154	—	95154	—			15154	—
1"	25	650	11155	—	12155	—	13155	—	95155	—	14155	—	15155	—
1-1/8"	25	600			12156	—	13156	—					15156	—
1-1/4"	25	550	11157	—	12157	—	13157	—	95157	—	14157	—	15157	—
1-3/8"	25	500			12158	—	13158	—			14158	—	15158	—
1-1/2"	25	500	11159	—	12159	—	13159	—	95159	—	14159	—	15159	—
1-3/4"	25	450	11160	—	12160	—	13160	—	95160	—	14160	—	15160	—
2"	10	400	11161	—	12161	—	13161	—	95161	—	14161	—	15161	—
2-1/4"	10	350			12162	—	13162	—			14162	—	15162	—
2-1/2"	10	300	11163	—	12163	—	13163	—	95163	—	14163	—	15163	—
2-3/4"	10	300	11164	—	12164	—	13164	—	95164	—	14164	—	15164	—
3"	10	275	11165	—	12165	—	13165	—	95165	—	14165	—	15165	—
3-1/4"	10	250			12166	—	13166	—	95166	—	14166	—	15166	—
3-1/2"	10	225	11167	—	12167	—	13167	—	95167	—	14167	—	15167	—
3-3/4"	10	225			12168	—	13168	—			14168	—	15168	—
4"	5	200	11169	—	12169	—	13169	—	95169	—	14169	—	15169	—
4-1/4"	5	200					13170	—					15170	—
4-1/2"	5	175	11171	—	12171	—	13171	—			14171	—	15171	—
4-3/4"	5	175					13172	—					15172	—
5"	5	150	11173	—	12173	—	13173	—			14173	—	15173	—
5-1/2"	5	150			12174	—	13174	—			14174	—	15174	—
6"	5	125	11175	—	12175	—	13175	—			14175	—	15175	—
6-1/2"	1	125			12176	—	13176	—			14176	—	15176	—
7"	1	125	11177	—	12177	—	13177	—			14177	—	15177	—
7-1/2"	1	110			12178	—	13178	—					15178	—
8"	1	110					13179	—			14179	—	15179	—

Grade 9 Hex Cap Screws available on page 3-20

7/16"-14 Diameter - Coarse Thread - U.S.A.
Plain, Zinc Plated or Yellow Zinc Plated
Wrench Size: 5/8"

Made In USA

			Grade 5				Grade 8			
			Plain		Zinc		Plain		Yellow Zinc	
Length	Pkg. Qty.	Case Qty.	Part No.	UOM /100	Part No.	UOM /100	Part No.	UOM /100	Part No.	UOM /100
3/4"	25	750	0137387	^—	0137530	^—	0137673	^—	0137815	^—
7/8"	25	750	11100000	—			11100119	—		
1"	25	650	0137388	—	0137531	—	0137674	—	0137816	—
1-1/4"	25	550	0137389	—	0137532	—	0137675	—	0137817	—
1-1/2"	25	500	0137390	—	0137533	—	0137676	—	0137818	—
1-3/4"	25	450	0137391	—	0137534	—	0137677	—	0137819	—
2"	10	400	0137392	—	0137535	—	0137678	—	0137820	—
2-1/4"	10	350	0137393	—	0137536	—	0137679	—	0137821	—
2-1/2"	10	300	0137394	—	0137537	—	0137680	—	0137822	—
2-3/4"	10	300	0137395	—	0137538	—	0137681	—	0137823	—
3"	10	275	0137396	—	0137539	—	0137682	—	0137824	—
3-1/4"	10	250	0137397	—	0137540	—	0137683	—	0137825	—
3-1/2"	10	225	0137398	—	0137541	—	0137684	—	0137826	—
3-3/4"	10	225	11100001	—	11100096	—	11100120	—		
4"	5	200	11100002	—			11100121	—	0150035	—
4-1/2"	5	175	11100003	—			11100122	—	0150036	—
5"	5	150	11100004	—			11100123	—	0150037	—
5-1/2"	5	150	11100005	—			11100124	—	0150038	—
6"	5	125	11100006	—			11100125	—	0150039	—

Grade 9 Hex Cap Screws available on page 3-20

Hex Cap Screws Cont.

7/16"-20 Diameter - Fine Thread
Plain, Zinc Plated or Yellow Zinc Plated
Wrench Size: 5/8"

			Grade 5		Grade 8			
			Zinc		Plain		Yellow Zinc	
Length	Pkg. Qty.	Case Qty.	Part No.	UOM /100	Part No.	UOM /100	Part No.	UOM /100
3/4"	25	750	17153	^—	18153	^—	18870	^—
7/8"	25	700	17154	—	18154	—	18871	—
1"	25	650	17155	—	18155	—	18872	—
1-1/4"	25	550	17157	—	18157	—	18874	—
1-1/2"	25	500	17159	—	18159	—	18876	—
1-3/4"	25	450	17160	—	18160	—	18877	—
2"	10	400	17161	—	18161	—	18878	—
2-1/4"	10	350	17162	—	18162	—	18879	—
2-1/2"	10	300	17163	—	18163	—	18880	—
2-3/4"	10	300	17164	—	18164	—	18881	—
3"	10	275	17165	—	18165	—	18882	—
3-1/4"	10	250	17166	—	18166	—	18883	—
3-1/2"	10	225	17167	—	18167	—	18884	—
3-3/4"	10	225	17168	—	18168	—	18885	—
4"	5	200	17169	—	18169	—	18886	—
4-1/2"	5	175	17171	—	18171	—	18888	—
5"	5	150	17173	—	18173	—	18890	—
5-1/2"	5	150	17174	—	18174	—	18891	—
6"	5	125	17175	—	18175	—	18892	—
6-1/2"	1	125	17176	—	18176	—	18893	—
7"	1	125	17177	—	18177	—	18894	—

Grade 9 Hex Cap Screws available on page 3-20

Determining Thread Length
6 inches or less = 2 times diameter plus 1/4" Over 6 inches = 2 times diameter plus 1/2"

Mechanical Specifications

A307-A

Length over 6 inches and diameter over 1 inch may be supplied to A307A specification.

Material
Low or Medium Carbon Steel
Size Range
1/4" to4"
Minimum Tensile Strength
60,000 psi
Rockwell Core Hardness
HRB 69-100*
* 3x dia. & longer do not have min. hardness requirements.

SAE J429-Grade 5

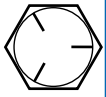

Material
Medium Carbon Steel
Quenched and Tempered
Size Range
1/4 to 1-1/2
Minimum Proof Strength
85,000 psi for 1/4 to 1
74,000 psi for 1-1/8 to 1-1/2
Minimum Tensile Strength
120,000 psi for 1/4 to 1
105,000 psi for 1-1/8 to 1-1/2
Rockwell Core Hardness
C25(min.) / C34(max) for 1/4 to 1
C19(min.) / C30(max) for 1-1/8 to 1-1/2
Minimum Yield Strength
92,000 psi for 1/4 to 1
81,000 psi for 1-1/8 to 1-1/2

SAE J429-Grade 8

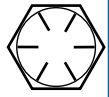

Material
Medium Carbon Alloy Steel
Quenched and Tempered
Size Range
1/4 to 1-1/2
Minimum Proof Strength
120,000 psi for 1/4 to 1-1/2
Minimum Tensile Strength
150,000 psi for 1/4 to 1-1/2
Rockwell Core Hardness
C33(min.) / C39(max) for 1/4 to 1-1/2
Minimum Yield Strength
130,000 psi for 1/4 to 1-1/2

All users of the Technical Information listed on this page are warned that such standards may be revised or withdrawn without warning. Reliance on this information for any purpose by anyone is at the sole risk of that person and Fastenal Company is not responsible for any loss, claim or damage arising therefrom.

If its not on our shelf...we'll make it!
Ask the local store to quote your threaded and machined parts.

Hex Cap Screws

Hex Cap Screws Cont.

1/2"-13 Diameter - Coarse Thread
Plain, Zinc Plated or Yellow Zinc Plated
Wrench Size: 3/4"



			Grade A307A				Grade 5						Grade 8			
			Plain		Zinc		Plain		Zinc		Yellow Zinc		Plain		Yellow Zinc	
Length	Pkg. Qty.	Case Qty.	Part No.	UOM /100	Part No.	UOM /100	Part No.	UOM /100	Part No.	UOM /100	Part No.	UOM /100	Part No.	UOM /100	Part No.	UOM /100
3/4"	25	475	10203	^—	11203	^—	12203	^—	13203	^—	95203	^—	14203	^—	15203	^—
7/8"	25	450	10204	—	11204	—			13204	—					15204	—
1"	25	400	10205	—	11205	—	12205	—	13205	—	95205	—	14205	—	15205	—
1-1/8"	25	400					12206	—	13206	—	95206	—			15206	—
1-1/4"	25	375	10207	—	11207	—	12207	—	13207	—	95207	—	14207	—	15207	—
1-3/8"	25	350					12208	—	13208	—	95208	—	14208	—	15208	—
1-1/2"	25	300	10209	—	11209	—	12209	—	13209	—	95209	—	14209	—	15209	—
1-3/4"	25	275	10210	—	11210	—	12210	—	13210	—	95210	—	14210	—	15210	—
2"	10	250	10211	—	11211	—	12211	—	13211	—	95211	—	14211	—	15211	—
2-1/4"	10	225	10212	—	11212	—	12212	—	13212	—	95212	—	14212	—	15212	—
2-1/2"	10	225	10213	—	11213	—	12213	—	13213	—	95213	—	14213	—	15213	—
2-3/4"	10	200	10214	—	11214	—	12214	—	13214	—	95214	—	14214	—	15214	—
3"	10	200	10215	—	11215	—	12215	—	13215	—	95215	—	14215	—	15215	—
3-1/4"	10	175	10216	—	11216	—	12216	—	13216	—	95216	—	14216	—	15216	—
3-1/2"	10	150	10217	—	11217	—	12217	—	13217	—	95217	—	14217	—	15217	—
3-3/4"	10	150			11218	—	12218	—	13218	—	95218	—	14218	—	15218	—
4"	5	150	10219	—	11219	—	12219	—	13219	—	95219	—	14219	—	15219	—
4-1/4"	5	125					12220	—	13220	—			14220	—	15220	—
4-1/2"	5	125	10221	—	11221	—	12221	—	13221	—	95221	—	14221	—	15221	—
4-3/4"	5	125					12222	—	13222	—	95222	—	14222	—	15222	—
5"	5	125	10223	—	11223	—	12223	—	13223	—	95223	—	14223	—	15223	—
5-1/2"	5	100	10224	—	11224	—	12224	—	13224	—	95224	—	14224	—	15224	—
6"	5	100	10225	—	11225	—	12225	—	13225	—	95225	—	14225	—	15225	—
6-1/2"	1	100	10226	—	11226	—	12226	—	13226	—	95226	—	14226	—	15226	—
7"	1	90	10227	—	11227	—	12227	—	13227	—	95227	—	14227	—	15227	—
7-1/2"	1	80	10228	—	11228	—	12228	—	13228	—	95228	—	14228	—	15228	—
8"	1	80	10229	—	11229	—	12229	—	13229	—	95229	—	14229	—	15229	—
8-1/2"	1	80	10230	—	11230	—	12230	—	13230	—	95230	—			15230	—
9"	1	75	10231	—	11231	—	12231	—	13231	—	95231	—	14231	—	15231	—
9-1/2"	1	70							13232	—			14232	—	15232	—
10"	1	65	10233	—	11233	—	12233	—	13233	—	95233	—	14233	—	15233	—
11"	1	60	10235	—	11235	—	12235	—	13235	—			14235	—	15235	—
12"	1	55	10236	—	11236	—	12236	—	13236	—			14236	—	15236	—
13"	1	50	10237	—	11237	—	12237	—	13237	—			14237	—	15237	—
14"	1	50	10238	—	11238	—	12238	—	13238	—			14238	—	15238	—

Grade 9 Hex Cap Screws available on page 3-20

1/2"-13 Diameter - Coarse Thread - U.S.A.
Plain, Zinc Plated or Yellow Zinc Plated
Wrench Size: 3/4"

			Grade 5				Grade 8			
			Plain		Zinc		Plain		Yellow Zinc	
Length	Pkg. Qty.	Case Qty.	Part No.	UOM /100	Part No.	UOM /100	Part No.	UOM /100	Part No.	UOM /100
3/4"	25	475	0137399	^—	0137542	^—	0138021	^—	0138022	^—
1"	25	400	0137400	—	0137543	—	0137685	—	0137827	—
1-1/4"	25	375	0137401	—	0137544	—	0137686	—	0137828	—
1-1/2"	25	300	0137402	—	0137545	—	0137687	—	0137829	—
1-3/4"	25	275	0137403	—	0137546	—	0137688	—	0137830	—
2"	10	250	0137404	—	0137547	—	0137689	—	0137831	—
2-1/4"	10	225	0137405	—	0137548	—	0137690	—	0137832	—
2-1/2"	10	225	0137406	—	0137549	—	0137691	—	0137833	—
2-3/4"	10	200	0137407	—	0137550	—	0137692	—	0137834	—
3"	10	200	0137408	—	0137551	—	0137693	—	0137835	—
3-1/4"	10	175	0137409	—	0137552	—	0137694	—	0137836	—
3-1/2"	10	150	0137410	—	0137553	—	0137695	—	0137837	—
4"	5	150	0137411	—	0137554	—	0137696	—	0137838	—
4-1/2"	5	125	0137412	—	0137555	—	0137697	—	0137839	—
5"	5	125	0137413	—	0137556	—	0137698	—	0137840	—
5-1/2"	5	100	0137414	—	0137557	—	0137699	—	0137841	—
6"	5	100	0137415	—	0137558	—	0137700	—	0137842	—

Grade 9 Hex Cap Screws available on page 3-20

Hex Cap Screws Cont.

1/2"-20 Diameter - Fine Thread

Plain, Zinc Plated or Yellow Zinc Plated
Wrench Size: 3/4"

			Grade 5		Grade 8			
			Zinc		Plain		Yellow Zinc	
Length	Pkg. Qty.	Case Qty.	Part No.	UOM /100	Part No.	UOM /100	Part No.	UOM /100
3/4"	25	475	17203	^—	18203	^—	18907	^—
7/8"	25	450	17204	—			18909	—
1"	25	400	17205	—	18205	—	18910	—
1-1/8"	25	400	17206	—	18206	—		
1-1/4"	25	375	17207	—	18207	—	18911	—
1-3/8"	25	350	17208	—	18208	—		
1-1/2"	25	300	17209	—	18209	—	18912	—
1-3/4"	25	275	17210	—	18210	—	18913	—
2"	10	250	17211	—	18211	—	18914	—
2-1/4"	10	225	17212	—	18212	—	18915	—
2-1/2"	10	225	17213	—	18213	—	18916	—
2-3/4"	10	200	17214	—	18214	—	18917	—
3"	10	200	17215	—	18215	—	18918	—
3-1/4"	10	175	17216	—	18216	—	18919	—
3-1/2"	10	150	17217	—	18217	—	18920	—
3-3/4"	10	150	17218	—	18218	—	18921	—
4"	5	150	17219	—	18219	—	18922	—
4-1/4"	5	125	17220	—	18220	—		
4-1/2"	5	125	17221	—	18221	—	18923	—
4-3/4"	5	125	17222	—	18222	—		
5"	5	125	17223	—	18223	—	18924	—
5-1/2"	5	100	17224	—	18224	—	18925	—
6"	5	100	17225	—	18225	—	18926	—
6-1/2"	1	100	17226	—	18226	—	18927	—
7"	1	90	17227	—	18227	—	18928	—
7-1/2"	1	80			18228	—	18929	—
8"	1	80	17229	—	18229	—	18930	—
8-1/2"	1	80			18230	—	18931	—
9"	1	75			18231	—	18932	—
10"	1	65			18233	—	18934	—
11"	1	60			18235	—	18935	—
12"	1	55			18236	—	18936	—
14"	1	50			18238	—	18938	—

Grade 9 Hex Cap Screws available on page 3-20

9/16"-12 Diameter - Coarse Thread

Plain, Zinc Plated or Yellow Zinc Plated
Wrench Size: 13/16"



			Grade 5				Grade 8			
			Plain		Zinc		Plain		Yellow Zinc	
Length	Pkg. Qty.	Case Qty.	Part No.	UOM /100	Part No.	UOM /100	Part No.	UOM /100	Part No.	UOM /100
1"	25	350	12255	^—	13255	^—	14255	^—	15255	^—
1-1/4"	25	300	12257	—	13257	—	14257	—	15257	—
1-1/2"	25	275	12259	—	13259	—	14259	—	15259	—
1-3/4"	25	250	12260	—	13260	—	14260	—	15260	—
2"	10	225	12261	—	13261	—	14261	—	15261	—
2-1/4"	10	200			13262	—	14262	—	15262	—
2-1/2"	10	175	12263	—	13263	—	14263	—	15263	—
2-3/4"	10	150	12264	—	13264	—			15264	—
3"	10	150	12265	—	13265	—	14265	—	15265	—
3-1/4"	10	125	12266	—	13266	—			15266	—
3-1/2"	10	125	12267	—	13267	—	14267	—	15267	—
3-3/4"	10	125			13268	—			15268	—
4"	5	100	12269	—	13269	—	14269	—	15269	—
4-1/2"	5	100	12271	—	13271	—	14271	—	15271	—
5"	5	100	12273	—	13273	—	14273	—	15273	—
5-1/2"	5	75			13274	—	14274	—	15274	—
6"	5	75			13275	—	14275	—	15275	—
6-1/2"	1	75							15276	—
7"	1	75					14277	—	15277	—
8"	1	75					14279	—	15279	—

Grade 9 Hex Cap Screws available on page 3-20

If its not on our shelf...we'll make it!
Ask the local store to quote your threaded and machined parts.

Hex Cap Screws

Hex Cap Screws Cont.

9/16"-18 Diameter - Fine Thread
Plain, Zinc Plated or Yellow Zinc Plated
Wrench Size: 13/16"

			Grade 5		Grade 8			
			Zinc		Plain		Yellow Zinc	
Length	Pkg. Qty.	Case Qty.	Part No.	UOM /100	Part No.	UOM /100	Part No.	UOM /100
1"	25	350	17255	^—	18255	^—	18939	^—
1-1/4"	25	300	17257	—	18257	—	18940	—
1-1/2"	25	275	17259	—	18259	—	18941	—
1-3/4"	25	250	17260	—	18260	—	18942	—
2"	10	225	17261	—	18261	—	18943	—
2-1/4"	10	200	17262	—	18262	—	18944	—
2-1/2"	10	175	17263	—	18263	—	18945	—
2-3/4"	10	150	17264	—	18264	—	18946	—
3"	10	150	17265	—	18265	—	18947	—
3-1/4"	10	125	17266	—	18266	—	18948	—
3-1/2"	10	125	17267	—	18267	—	18949	—
3-3/4"	10	125	17268	—	18268	—	18950	—
4"	5	100	17269	—	18269	—	18951	—
4-1/2"	5	100	17271	—	18271	—	18952	—
5"	5	100	17273	—	18273	—	18953	—
5-1/2"	5	75			18274	—	18954	—
6"	5	75			18275	—	18955	—
7"	1	75			18277	—		
8"	1	75			18279	—		

Grade 9 Hex Cap Screws available on page 3-20

5/8"-11 Diameter - Coarse Thread
Plain, Zinc Plated or Yellow Zinc Plated
Wrench Size: 15/16"



			Grade A307A				Grade 5						Grade 8			
			Plain		Zinc		Plain		Zinc		Yellow Zinc		Plain		Yellow Zinc	
Length	Pkg. Qty.	Case Qty.	Part No.	UOM /100	Part No.	UOM /100	Part No.	UOM /100	Part No.	UOM /100	Part No.	UOM /100	Part No.	UOM /100	Part No.	UOM /100
1"	10	250	10305	^—	11305	^—	12305	^—	13305	^—	95305	^—	14305	^—	15305	^—
1-1/4"	10	225	10307	—	11307	—	12307	—	13307	—	95307	—	14307	—	15307	—
1-1/2"	10	200	10309	—	11309	—	12309	—	13309	—	95309	—	14309	—	15309	—
1-3/4"	10	175	10310	—	11310	—	12310	—	13310	—	95310	—	14310	—	15310	—
2"	5	175	10311	—	11311	—	12311	—	13311	—	95311	—	14311	—	15311	—
2-1/4"	5	150	10312	—	11312	—	12312	—	13312	—	95312	—	14312	—	15312	—
2-1/2"	5	125	10313	—	11313	—	12313	—	13313	—	95313	—	14313	—	15313	—
2-3/4"	5	125	10314	—	11314	—	12314	—	13314	—	95314	—	14314	—	15314	—
3"	5	100	10315	—	11315	—	12315	—	13315	—	95315	—	14315	—	15315	—
3-1/4"	5	100	10316	—	11316	—	12316	—	13316	—	95316	—	14316	—	15316	—
3-1/2"	5	100	10317	—	11317	—	12317	—	13317	—	95317	—	14317	—	15317	—
3-3/4"	5	100	10318	—	11318	—	12318	—	13318	—	95318	—	14318	—	15318	—
4"	1	90	10319	—	11319	—	12319	—	13319	—	95319	—	14319	—	15319	—
4-1/4"	1	90					12320	—	13320	—	95320	—	14320	—	15320	—
4-1/2"	1	80	10321	—	11321	—	12321	—	13321	—	95321	—	14321	—	15321	—
4-3/4"	1	80					12322	—	13322	—	95322	—	14322	—	15322	—
5"	1	75	10323	—	11323	—	12323	—	13323	—	95323	—	14323	—	15323	—
5-1/2"	1	70	10324	—	11324	—	12324	—	13324	—	95324	—	14324	—	15324	—
6"	1	65	10325	—	11325	—	12325	—	13325	—	95325	—	14325	—	15325	—
6-1/2"	1	60	10326	—	11326	—	12326	—	13326	—	95326	—	14326	—	15326	—
7"	1	55	10327	—	11327	—	12327	—	13327	—	95327	—	14327	—	15327	—
7-1/2"	1	55			11328	—	12328	—	13328	—	95328	—	14328	—	15328	—
8"	1	50	10329	—	11329	—	12329	—	13329	—	95329	—	14329	—	15329	—
8-1/2"	1	50			11330	—	12330	—	13330	—	95330	—	14330	—	15330	—
9"	1	45	10331	—	11331	—	12331	—	13331	—	95331	—	14331	—	15331	—
9-1/2"	1	45	10332	—	11332	—	12332	—	13332	—	95332	—	14332	—	15332	—
10"	1	40	10333	—	11333	—	12333	—	13333	—	95333	—	14333	—	15333	—
11"	1	40					12335	—	13335	—			14335	—	15335	—
12"	1	35	10336	—			12336	—	13336	—			14336	—	15336	—
13"	1	30	10337	—			12337	—	13337	—			14337	—	15337	—
14"	1	30	10338	—			12338	—	13338	—			14338	—	15338	—
16"	1	30	10340	—			12340	—	13340	—			14340	—		
18"	1	30	10341	—			12341	—	13341	—			14341	—		
20"	1	30											14342	—		

Grade 9 Hex Cap Screws available on page 3-20

Hex Cap Screws Cont.

5/8"-11 Diameter - Coarse Thread - U.S.A.
Plain or Yellow Zinc Plated
Wrench Size: 15/16"

Made in USA

			Grade 5				Grade 8			
			Plain		Zinc		Plain		Yellow Zinc	
Length	Pkg. Qty.	Case Qty.	Part No.	UOM /Each	Part No.	UOM /Each	Part No.	UOM /Each	Part No.	UOM /Each
1"	10	225	11100032	^—	0149749	^—	11100151	^—		
1-1/4"	10	225	0137416	—	0137559	—	0137701	—	0137843	^—
1-1/2"	10	200	0137417	—	0137560	—	0137702	—	0137844	—
1-3/4"	10	175	0137418	—			0137703	—	0137845	—
2"	5	175	0137419	—	0137562	—	0137704	—	0137846	—
2-1/4"	5	150	0137420	—	0137563	—	0137705	—	0137847	—
2-1/2"	5	125	0137421	—	0137564	—	0137706	—	0137848	—
2-3/4"	5	125	0137422	—	0137565	—	0137707	—	0137849	—
3"	5	100	0137423	—	0137566	—	0137708	—	0137850	—
3-1/4"	5	100	0137424	—	0137567	—	0137709	—	0137851	—
3-1/2"	5	100	0137425	—	0137568	—	0137710	—	0137852	—
3-3/4"	5	100	0137426	—			0138023	—	0138024	—
4"	1	90	0137427	—	0137570	—	0137711	—	0137853	—
4-1/2"	1	80	0137428	—	0137571	—	0137712	—	0137854	—
5"	1	75	0137429	—	0137572	—	0137713	—	0137855	—
5-1/2"	1	70	0137430	—	0137573	—	0137714	—	0137856	—
6"	1	65	0137431	—	0137574	—	0137715	—	0137857	—
7"	1	50					0150073	—		
9"	1	40					0150077	—		
10"	1	30					0150079	—		

Grade 9 Hex Cap Screws available on page 3-20

5/8"-18 Diameter - Fine Thread
Plain, Zinc Plated or Yellow Zinc Plated
Wrench Size: 15/16"

			Grade 5		Grade 8		
			Zinc		Plain		Yellow Zinc
Length	Pkg. Qty.	Case Qty.	Part No.	UOM /100	Part No.	UOM /100	Part No.	UOM /100
1"	10	250	17305	^—	18305	^—	18956	^—
1-1/4"	10	225	17307	—	18307	—	18957	—
1-1/2"	10	200	17309	—	18309	—	18958	—
1-3/4"	10	175	17310	—	18310	—	18959	—
2"	5	175	17311	—	18311	—	18960	—
2-1/4"	5	150	17312	—	18312	—	18961	—
2-1/2"	5	125	17313	—	18313	—	18962	—
2-3/4"	5	125	17314	—	18314	—	18963	—
3"	5	100	17315	—	18315	—	18964	—
3-1/4"	5	100	17316	—	18316	—	18965	—
3-1/2"	5	100	17317	—	18317	—	18966	—
3-3/4"	5	100	17318	—	18318	—	18967	—
4"	1	90	17319	—	18319	—	18968	—
4-1/2"	1	80	17321	—	18321	—	18969	—
5"	1	75	17323	—	18323	—	18970	—
5-1/2"	1	70	17324	—	18324	—	18971	—
6"	1	65	17325	—	18325	—	18972	—
6-1/2"	1	60	17326	—	18326	—	18973	—
7"	1	55	17327	—	18327	—	18974	—
7-1/2"	1	55			18328	—	18975	—
8"	1	50	17329	—	18329	—	18976	—
8-1/2"	1	50	17330	—	18330	—	18977	—
9"	1	45			18331	—	18978	—
9-1/2"	1	45			18332	—	18979	—
10"	1	40			18333	—	18980	—
11"	1	40			18335	—	18981	—
12"	1	35			18336	—	18982	—
16"	1	30			18340	—		
18"	1	30			18341	—		
20"	1	50			18342	—		

Grade 9 Hex Cap Screws available on page 3-20

Determining Thread Length
6 inches or less = 2 times diameter plus 1/4" Over 6 inches = 2 times diameter plus 1/2"

Mechanical Specifications

A307-A

Length over 6 inches and diameter over 1 inch may be supplied to A307A specification.

Material
Low or Medium Carbon Steel

A307A

Size Range
1/4" to4"

Minimum Tensile Strength
60,000 psi

Rockwell Core Hardness
HRB 69-100*

* 3x dia. & longer do not have min. hardness requirements.

SAE J429-Grade 5

Material
Medium Carbon Steel
Quenched and Tempered

Size Range
1/4 to 1-1/2

Minimum Proof Strength
85,000 psi for 1/4 to 1
74,000 psi for 1-1/8 to 1-1/2

Minimum Tensile Strength
120,000 psi for 1/4 to 1
105,000 psi for 1-1/8 to 1-1/2

Rockwell Core Hardness
C25(min.) / C34(max) for 1/4 to 1
C19(min.) / C30(max) for 1-1/8 to 1-1/2

Minimum Yield Strength
92,000 psi for 1/4 to 1
81,000 psi for 1-1/8 to 1-1/2

SAE J429-Grade 8

Material
Medium Carbon Alloy Steel
Quenched and Tempered

Size Range
1/4 to 1-1/2

Minimum Proof Strength
120,000 psi for 1/4 to 1-1/2

Minimum Tensile Strength
150,000 psi for 1/4 to 1-1/2

Rockwell Core Hardness
C33(min.) / C39(max) for 1/4 to 1-1/2

Minimum Yield Strength
130,000 psi for 1/4 to 1-1/2

All users of the Technical Information listed on this page are warned that such standards may be revised or withdrawn without warning. Reliance on this information for any purpose by anyone is at the sole risk of that person and Fastenal Company is not responsible for any loss, claim or damage arising therefrom.

If its not on our shelf...we'll make it!
Ask the local store to quote your threaded and machined parts.

Hex Cap Screws

Hex Cap Screws Cont.

3/4"-10 Diameter - Coarse Thread
Plain, Zinc Plated or Yellow Zinc Plated
Wrench Size: 1-1/8"



			Grade A307A				Grade 5						Grade 8			
			Plain		Zinc		Plain		Zinc		Yellow Zinc		Plain		Yellow Zinc	
Length	Pkg. Qty.	Case Qty.	Part No.	UOM /100	Part No.	UOM /100	Part No.	UOM /100	Part No.	UOM /100	Part No.	UOM /100	Part No.	UOM /100	Part No.	UOM /100
1"	10	150	10355	^	11355	^	12355	^	13355	^	95355	^	14355	^	15355	^
1-1/4"	10	140	10357	—	11357	—	12357	—	13357	—	95357	—	14357	—	15357	—
1-1/2"	10	125	10359	—	11359	—	12359	—	13359	—	95359	—	14359	—	15359	—
1-3/4"	10	120	10360	—	11360	—	12360	—	13360	—	95360	—	14360	—	15360	—
2"	5	100	10361	—	11361	—	12361	—	13361	—	95361	—	14361	—	15361	—
2-1/4"	5	100	10362	—	11362	—	12362	—	13362	—	95362	—	14362	—	15362	—
2-1/2"	5	90	10363	—	11363	—	12363	—	13363	—	95363	—	14363	—	15363	—
2-3/4"	5	85	10364	—	11364	—	12364	—	13364	—	95364	—	14364	—	15364	—
3"	5	80	10365	—	11365	—	12365	—	13365	—	95365	—	14365	—	15365	—
3-1/4"	5	75	10366	—	11366	—	12366	—	13366	—	95366	—	14366	—	15366	—
3-1/2"	5	70	10367	—	11367	—	12367	—	13367	—	95367	—	14367	—	15367	—
3-3/4"	5	65	10368	—	11368	—	12368	—	13368	—	95368	—	14368	—	15368	—
4"	1	60	10369	—	11369	—	12369	—	13369	—	95369	—	14369	—	15369	—
4-1/4"	1	55	10370	—	11370	—	12370	—	13370	—	95370	—	14370	—	15370	—
4-1/2"	1	55	10371	—	11371	—	12371	—	13371	—	95371	—	14371	—	15371	—
4-3/4"	1	50					12372	—	13372	—			14372	—	15372	—
5"	1	45	10373	—	11373	—	12373	—	13373	—	95373	—	14373	—	15373	—
5-1/2"	1	45	10374	—	11374	—	12374	—	13374	—	95374	—	14374	—	15374	—
6"	1	40	10375	—	11375	—	12375	—	13375	—	95375	—	14375	—	15375	—
6-1/2"	1	40	10376	—	11376	—	12376	—	13376	—	95376	—	14376	—	15376	—
7"	1	35	10377	—	11377	—	12377	—	13377	—	95377	—	14377	—	15377	—
7-1/2"	1	35	10378	—	11378	—	12378	—	13378	—	95378	—	14378	—	15378	—
8"	1	35	10379	—	11379	—	12379	—	13379	—	95379	—	14379	—	15379	—
8-1/2"	1	30	10380	—	11380	—	12380	—	13380	—	95380	—	14380	—	15380	—
9"	1	30	10381	—	11381	—	12381	—	13381	—	95381	—	14381	—	15381	—
9-1/2"	1	30	10382	—	11382	—	12382	—	13382	—	95382	—	14382	—	15382	—
10"	1	30	10383	—	11383	—	12383	—	13383	—	95383	—	14383	—	15383	—
10-1/2"	1	30	10384	—	11384	—	12384	—	13384	—			14384	—	15384	—
11"	1	25	10385	—	11385	—	12385	—	13385	—			14385	—	15385	—
12"	1	25	10386	—	11386	—	12386	—	13386	—			14386	—	15386	—
13"	1	20	10387	—	11387	—	12387	—	13387	—			14387	—	15387	—
14"	1	20	10388	—	11388	—	12388	—	13388	—			14388	—	15388	—
15"	1	20	10389	—			12389	—	13389	—			14389	—	15389	—
16"	1	20	10390	—			12390	—	13390	—			14390	—		
18"	1	20	10391	—			12391	—	13391	—			14391	—		
20"	1	20	10392	—			12392	—	13392	—			14392	—		

Grade 9 Hex Cap Screws available on page 3-20

3/4"-10 Diameter - Coarse Thread - U.S.A.
Plain, Zinc Plated or Yellow Zinc Plated
Wrench Size: 1-1/8"

Made In USA

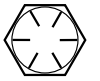

			Grade 5				Grade 8			
			Plain		Zinc		Plain		Yellow Zinc	
Length	Pkg. Qty.	Case Qty.	Part No.	UOM /100	Part No.	UOM /100	Part No.	UOM /100	Part No.	UOM /100
1-1/4"	10	125	11100038	^			11100157	^		
1-1/2"	10	125	0137432	—	0137575	^	0137716	—	0137858	^
1-3/4"	10	120	0137433	—	0137576	—	0137717	—	0137859	—
2"	5	100	0137434	—	0137577	—	0137718	—	0137860	—
2-1/4"	5	100	0137435	—	0137578	—	0137719	—	0137861	—
2-1/2"	5	90	0137436	—	0137579	—	0137720	—	0137862	—
2-3/4"	5	85	0137437	—	0137580	—	0137721	—	0137863	—
3"	5	90	0137438	—	0137581	—	0137722	—	0137864	—
3-1/4"	5	75	0137439	—	0137582	—	0137723	—	0137865	—
3-1/2"	5	70	0137440	—	0137583	—	0137724	—	0137866	—
3-3/4"	5	70	11100039	—			11100158	—		
4"	1	60	0137441	—	0137584	—	0137725	—	0137867	—
4-1/2"	1	55	0137442	—	0137585	—	0137726	—	0137868	—
5"	1	45	0137443	—	0137586	—	0137727	—	0137869	—
5-1/2"	1	45	0137444	—	0137587	—	0137728	—	0137870	—
6"	1	40	0137445	—	0137588	—	0137729	—	0137871	—
6-1/2"	1	40	0137446	—	0137589	—	0137730	—	0137872	—
7"	1	35	0137447	—	0137590	—	0137731	—	0137873	—
7-1/2"	1	35	0137448	—	0137591	—	0137732	—	0137874	—
8"	1	35	0137449	—	0137592	—	0137733	—	0137875	—

Grade 9 Hex Cap Screws available on page 3-20

Hex Cap Screws Cont.

3/4"-16 Diameter - Fine Thread
Plain, Zinc Plated or Yellow Zinc Plated
Wrench Size: 1-1/8"

			Grade 5		Grade 8			
			Zinc		Plain		Yellow Zinc	
Length	Pkg. Qty.	Case Qty.	Part No.	UOM /100	Part No.	UOM /100	Part No.	UOM /100
1"	10	150	17355	^—	18355	^—	18986	^—
1-1/4"	10	140	17357	—	18357	—	18987	—
1-1/4"	10	125	17359	—	18359	—	18988	—
1-3/4"	10	120	17360	—	18360	—	18989	—
2"	5	100	17361	—	18361	—	18990	—
2-1/4"	5	100	17362	—	18362	—	18991	—
2-1/2"	5	90	17363	—	18363	—	18992	—
2-3/4"	5	85	17364	—	18364	—	18993	—
3"	5	80	17365	—	18365	—	18994	—
3-1/4"	5	75	17366	—	18366	—	18995	—
3-1/2"	5	70	17367	—	18367	—	18996	—
3-3/4"	5	65	17368	—	18368	—	18997	—
4"	1	60	17369	—	18369	—	18998	—
4-1/2"	1	55	17371	—	18371	—	18999	—
5"	1	45	17373	—	18373	—	17938	—
5-1/2"	1	45	17374	—	18374	—	17939	—
6"	1	40	17375	—	18375	—	17940	—
6-1/2"	1	40	17376	—	18376	—	17941	—
7"	1	35	17377	—	18377	—	17942	—
7-1/2"	1	35	17378	—	18378	—	17943	—
8"	1	35	17379	—	18379	—	17944	—
8-1/2"	1	30			18380	—	17945	—
9"	1	30			18381	—	17946	—
10"	1	30			18383	—	17948	—
11"	1	25			18385	—	17949	—
12"	1	25			18386	—	17950	—
14"	1	20			18388	—	17952	—
16"	1	20			18390	—		
18"	1	20			18391	—		
20"	1	20			18392	—		

Grade 9 Hex Cap Screws available on page 3-20

Determining Thread Length
6 inches or less = 2 times diameter plus 1/4" Over 6 inches = 2 times diameter plus 1/2"

Mechanical Specifications

A307-A

Length over 6 inches and diameter over 1 inch may be supplied to A307A specification.

Material
Low or Medium Carbon Steel

A307A

Size Range
1/4" to4"

Minimum Tensile Strength
60,000 psi

Rockwell Core Hardness
HRB 69-100*

* 3x dia. & longer do not have min. hardness requirements.

SAE J429-Grade 5

Material
Medium Carbon Steel
Quenched and Tempered

Size Range
1/4 to 1-1/2

Minimum Proof Strength
85,000 psi for 1/4 to 1
74,000 psi for 1-1/8 to 1-1/2

Minimum Tensile Strength
120,000 psi for 1/4 to 1
105,000 psi for 1-1/8 to 1-1/2

Rockwell Core Hardness
C25(min.) / C34(max) for 1/4 to 1
C19(min.) / C30(max) for 1-1/8 to 1-1/2

Minimum Yield Strength
92,000 psi for 1/4 to 1
81,000 psi for 1-1/8 to 1-1/2

SAE J429-Grade 8

Material
Medium Carbon Alloy Steel
Quenched and Tempered

Size Range
1/4 to 1-1/2

Minimum Proof Strength
120,000 psi for 1/4 to 1-1/2

Minimum Tensile Strength
150,000 psi for 1/4 to 1-1/2

Rockwell Core Hardness
C33(min.) / C39(max) for 1/4 to 1-1/2

Minimum Yield Strength
130,000 psi for 1/4 to 1-1/2

All users of the Technical Information listed on this page are warned that such standards may be revised or withdrawn without warning. Reliance on this information for any purpose by anyone is at the sole risk of that person and Fastenal Company is not responsible for any loss, claim or damage arising therefrom.

If its not on our shelf...we'll make it!
Ask the local store to quote your threaded and machined parts.

FASTENERS

Hex Cap Screws

Hex Cap Screws Cont.

7/8"-9 Diameter - Coarse Thread
Plain, Zinc Plated or Yellow Zinc Plated
Wrench Size: 1-5/16"



			Grade A307A				Grade 5						Grade 8			
			Plain		Zinc		Plain		Zinc		Yellow Zinc		Plain		Yellow Zinc	
Length	Pkg. Qty.	Case Qty.	Part No.	UOM /100	Part No.	UOM /100	Part No.	UOM /100	Part No.	UOM /100	Part No.	UOM /100	Part No.	UOM /100	Part No.	UOM /100
1"	10	90					12405	^—	13405	^—						
1-1/4"	10	90					12407	—	13407	—						
1-1/2"	10	85	10409	—	11409	—	12409	—	13409	—	95409	—	14409	—	15409	—
1-3/4"	10	80	10410	—	11410	—	12410	—	13410	—	95410	—	14410	—	15410	—
2"	5	75	10411	—	11411	—	12411	—	13411	—	95411	—	14411	—	15411	—
2-1/4"	5	70			11412	—	12412	—	13412	—	95412	—	14412	—	15412	—
2-1/2"	5	65	10413	—	11413	—	12413	—	13413	—	95413	—	14413	—	15413	—
2-3/4"	5	60			11414	—	12414	—	13414	—	95414	—	14414	—	15414	—
3"	5	55	10415	—	11415	—	12415	—	13415	—	95415	—	14415	—	15415	—
3-1/4"	5	50			11416	—	12416	—	13416	—	95416	—	14416	—	15416	—
3-1/2"	5	50	10417	—	11417	—	12417	—	13417	—	95417	—	14417	—	15417	—
3-3/4"	5	45	10418	—	11418	—	12418	—	13418	—			14418	—	15418	—
4"	1	45	10419	—	11419	—	12419	—	13419	—	95419	—	14419	—	15419	—
4-1/4"	1	40					12420	—	13420	—			14420	—	15420	—
4-1/2"	1	40	10421	—	11421	—	12421	—	13421	—	95421	—	14421	—	15421	—
4-3/4"	1	40					12422	—	13422	—			14422	—	15422	—
5"	1	35	10423	—	11423	—	12423	—	13423	—	95423	—	14423	—	15423	—
5-1/2"	1	35	10424	—	11424	—	12424	—	13424	—			14424	—	15424	—
6"	1	30	10425	—	11425	—	12425	—	13425	—			14425	—	15425	—
6-1/2"	1	30			11426	—	12426	—	13426	—			14426	—	15426	—
7"	1	25	10427	—	11427	—	12427	—	13427	—			14427	—	15427	—
7-1/2"	1	25			11428	—	12428	—	13428	—			14428	—	15428	—
8"	1	25	10429	—	11429	—	12429	—	13429	—			14429	—	15429	—
8-1/2"	1	25					12430	—	13430	—			14430	—	15430	—
9"	1	23	10431	—	11431	—	12431	—	13431	—			14431	—	15431	—
9-1/2"	1	20					12432	—	13432	—			14432	—	15432	—
10"	1	20	10433	—	11433	—	12433	—	13433	—			14433	—	15433	—
10-1/2"	1	20							13434	—			14434	—	15434	—
11"	1	20							13435	—			14435	—	15435	—
12"	1	20	10436	—					13436	—			14436	—		
13"	1	20											14437	—		
14"	1	20											14438	—		
16"	1	20											14440	—		
18"	1	20											14441	—		
20"	1	20											14442	—		
24"	1	20											14444	—		

Grade 9 Hex Cap Screws available on page 3-20

7/8"-9 Diameter - Coarse Thread - U.S.A.
Plain, Zinc Plated or Yellow Zinc Plated
Wrench Size: 1-5/16"

Made In USA

			Grade 5				Grade 8			
			Plain		Zinc		Plain		Yellow Zinc	
Length	Pkg. Qty.	Case Qty.	Part No.	UOM /100	Part No.	UOM /100	Part No.	UOM /100	Part No.	UOM /100
1-1/2"	10	85	0137450	—	0137593	^—	0137734	^—	0137876	^—
1-3/4"	10	80	0137451	—	0137594	—	0137735	—	0137877	—
2"	5	75	0137452	—	0137595	—	0137736	—	0137878	—
2-1/4"	5	70	0137453	—	0137596	—	0137737	—	0137879	—
2-1/2"	5	65	0137454	—	0137597	—	0137738	—	0137880	—
2-3/4"	5	60	0137455	—	0137598	—	0137739	—	0137881	—
3"	5	55	0137456	—	0137599	—	0137740	—	0137882	—
3-1/4"	5	50	0137457	—	0137600	—	0137741	—	0137883	—
3-1/2"	5	50	0137458	—	0137601	—	0137742	—	0137884	—
4"	1	45	0137459	—	0137602	—	0137743	—	0137885	—
4-1/2"	1	40	0137460	—	0137603	—	0137744	—	0137886	—
5"	1	35	0137461	—	0137604	—	0137745	—	0137887	—
5-1/2"	1	35	0137462	—	0137605	—	0137746	—	0137888	—
6	1	30	0137463	—	0137606	—	0137747	—	0137889	—
6-1/2"	1	30	0137464	—	0137607	—	0137748	—	0137890	—
7"	1	25	0137465	—	0137608	—	0137749	—	0137891	—
7-1/2"	1	25	0137466	—	0137609	—	0137750	—	0137892	—
8"	1	25	0137467	—	0137610	—	0137751	—	0137893	—
8-1/2"	1	70					11100164	—	0150093	—
9"	1	20							0150094	—
9-1/2"	1	15							0150095	—
10"	1	15							0150096	—

Grade 9 Hex Cap Screws available on page 3-20

Hex Cap Screws Cont.

7/8"-14 Diameter - Fine Thread
Plain, Zinc Plated or Yellow Zinc Plated
Wrench Size: 1-5/16"

			Grade 5		Grade 8			
			Zinc		Plain		Yellow Zinc	
Length	Pkg. Qty.	Case Qty.	Part No.	UOM /100	Part No.	UOM /100	Part No.	UOM /100
1-1/2"	10	85	17409	^—	18409	^—	17954	^—
1-3/4"	10	80	17410	—	18410	—	17955	—
2"	5	75	17411	—	18411	—	17956	—
2-1/4"	5	70	17412	—			17957	—
2-1/2"	5	65	17413	—	18413	—	17958	—
2-3/4"	5	60	17414	—	18414	—	17959	—
3"	5	55	17415	—	18415	—	17960	—
3-1/4"	5	50	17416	—			17961	—
3-1/2"	5	50	17417	—	18417	—	17962	—
3-3/4"	5	45					17963	—
4"	1	45	17419	—	18419	—	17964	—
4-1/2"	1	40	17421	—	18421	—	17965	—
5"	1	35	17423	—	18423	—	17966	—
5-1/2"	1	35	17424	—	18424	—	17967	—
6"	1	30	17425	—	18425	—	17968	—
6-1/2"	1	30			18426	—	17969	—
7"	1	25			18427	—	17970	—
7-1/2"	1	25			18428	—	17971	—
8"	1	25			18429	—	17972	—
9"	1	23			18431	—	17974	—
10"	1	20			18433	—	17976	—
11"	1	20			18435	—		
12"	1	20			18436	—		

Grade 9 Hex Cap Screws available on page 3-20

Determining Thread Length
6 inches or less = 2 times diameter plus 1/4" Over 6 inches = 2 times diameter plus 1/2"

Mechanical Specifications

A307-A

Length over 6 inches and diameter over 1 inch may be supplied to A307A specification.

Material
Low or Medium Carbon Steel

Size Range
1/4" to4"

Minimum Tensile Strength
60,000 psi

Rockwell Core Hardness
HRB 69-100*

* 3x dia. & longer do not have min. hardness requirements.

SAE J429-Grade 5

Material
Medium Carbon Steel
Quenched and Tempered

Size Range
1/4 to 1-1/2

Minimum Proof Strength
85,000 psi for 1/4 to 1
74,000 psi for 1-1/8 to 1-1/2

Minimum Tensile Strength
120,000 psi for 1/4 to 1
105,000 psi for 1-1/8 to 1-1/2

Rockwell Core Hardness
C25(min.) / C34(max) for 1/4 to 1
C19(min.) / C30(max) for 1-1/8 to 1-1/2

Minimum Yield Strength
92,000 psi for 1/4 to 1
81,000 psi for 1-1/8 to 1-1/2

SAE J429-Grade 8

Material
Medium Carbon Alloy Steel
Quenched and Tempered

Size Range
1/4 to 1-1/2

Minimum Proof Strength
120,000 psi for 1/4 to 1-1/2

Minimum Tensile Strength
150,000 psi for 1/4 to 1-1/2

Rockwell Core Hardness
C33(min.) / C39(max) for 1/4 to 1-1/2

Minimum Yield Strength
130,000 psi for 1/4 to 1-1/2

All users of the Technical Information listed on this page are warned that such standards may be revised or withdrawn without warning. Reliance on this information for any purpose by anyone is at the sole risk of that person and Fastenal Company is not responsible for any loss, claim or damage arising therefrom.

If its not on our shelf...we'll make it!
Ask the local store to quote your threaded and machined parts.

Hex Cap Screws

Hex Cap Screws Cont.

1"-8 Diameter - Coarse Thread
Plain, Zinc Plated or Yellow Zinc Plated
Wrench Size: 1-1/2"



			Grade A307A				Grade 5						Grade 8			
			Plain		Zinc		Plain		Zinc		Yellow Zinc		Plain		Yellow Zinc	
Length	Pkg. Qty.	Case Qty.	Part No.	UOM /100	Part No.	UOM /100	Part No.	UOM /100	Part No.	UOM /100	Part No.	UOM /100	Part No.	UOM /100	Part No.	UOM /100
1"	1	60							13455	^—			14455	^—		
1-1/4"	1	60							13457	—			14457	—		
1-1/2"	1	55	10459	—	11459	—	12459	—	13459	—			14459	—	15459	—
1-3/4"	1	55					12460	—	13460	—			14460	—	15460	—
2"	1	50	10461	—	11461	—	12461	—	13461	—	95461	—	14461	—	15461	—
2-1/4"	1	50	10462	—			12462	—	13462	—			14462	—	15462	—
2-1/2"	1	45	10463	—	11463	—	12463	—	13463	—	95463	—	14463	—	15463	—
2-3/4"	1	40	10464	—			12464	—	13464	—	95464	—	14464	—	15464	—
3"	1	40	10465	—	11465	—	12465	—	13465	—	95465	—	14465	—	15465	—
3-1/4"	1	40	10466	—			12466	—	13466	—			14466	—	15466	—
3-1/2"	1	35	10467	—	11467	—	12467	—	13467	—	95467	—	14467	—	15467	—
3-3/4"	1	35	10468	—			12468	—	13468	—			14468	—	15468	—
4"	1	35	10469	—	11469	—	12469	—	13469	—	95469	—	14469	—	15469	—
4-1/4"	1	30					12470	—	13470	—					15470	—
4-1/2"	1	30	10471	—	11471	—	12471	—	13471	—	95471	—	14471	—	15471	—
4-3/4"	1	30							13472	—			14472	—	15472	—
5"	1	25	10473	—	11473	—	12473	—	13473	—	95473	—	14473	—	15473	—
5-1/2"	1	25	10474	—	11474	—	12474	—	13474	—	95474	—	14474	—	15474	—
6"	1	25	10475	—	11475	—	12475	—	13475	—	95475	—	14475	—	15475	—
6-1/2"	1	20	10476	—	11476	—	12476	—	13476	—	95476	—	14476	—	15476	—
7"	1	20	10477	—	11477	—	12477	—	13477	—	95477	—	14477	—	15477	—
7-1/2"	1	20	10478	—			12478	—	13478	—	95478	—	14478	—	15478	—
8"	1	18	10479	—	11479	—	12479	—	13479	—	95479	—	14479	—	15479	—
8-1/2"	1	18					12480	—	13480	—	95480	—	14480	—	15480	—
9"	1	15	10481	—	11481	—	12481	—	13481	—	95481	—	14481	—	15481	—
9-1/2"	1	15	10482	—			12482	—	13482	—			14482	—	15482	—
10"	1	15	10483	—	11483	—	12483	—	13483	—	95483	—	14483	—	15483	—
10-1/2"	1	15					12484	—	13484	—	95484	—	14484	—	15484	—
11"	1	15					12485	—	13485	—	95485	—	14485	—	15485	—
12"	1	15	10486	—	11486	—	12486	—	13486	—	95486	—	14486	—	15486	—
13"	1	15					12487	—	13487	—			14487	—	15487	—
14"	1	15	10488	—			12488	—	13488	—	95488	—	14488	—	15488	—
16"	1	15	10490	—			12490	—					14490	—		
18"	1	15	10491	—			12491	—					14491	—		
20"	1	15	10492	—			12492	—					14492	—		

Grade 9 Hex Cap Screws available on page 3-20

Grade 9 Hex Cap Screws available on page 3-20

Hex Cap Screws Cont.

1"-8 Diameter - Coarse Thread - U.S.A.
Plain, Zinc Plated or Yellow Zinc Plated
Wrench Size: 1-1/2"



			Grade 5				Grade 8	
			Plain		Zinc		Yellow Zinc	
Length	Pkg. Qty.	Case Qty.	Part No.	UOM /100	Part No.	UOM /100	Part No.	UOM /100
1-1/2"	1	55	0137468	^	0137611	^	0137894	^
1-3/4"	1	55	0137469	—	0137612	—	0137895	—
2"	1	50	0137470	—	0137613	—	0137896	—
2-1/4"	1	50	0137471	—	0137614	—	0137897	—
2-1/2"	1	45	0137472	—	0137615	—	0137898	—
2-3/4"	1	40	0137473	—	0137616	—	0137899	—
3"	1	40	0137474	—	0137617	—	0137900	—
3-1/4"	1	40	11100048	—			0137901	—
3-1/2"	1	35	0137475	—	0137618	—	0137902	—
4"	1	35	0137476	—	0137619	—	0137903	—
4-1/2"	1	30	0137477	—	0137620	—	0137904	—
5"	1	25	0137478	—	0137621	—	0137905	—
5-1/2"	1	25	0137479	—	0137622	—	0137906	—
6"	1	25	0137480	—	0137623	—	0137907	—
6-1/2"	1	20	0137481	—	0137624	—	0137908	—
7"	1	20	0137482	—	0137625	—	0137909	—
7-1/2"	1	20	0137483	—	0137626	—	0137910	—
8"	1	18	0137484	—	0137627	—	0137911	—

1"-14 Diameter - Fine Thread
Plain, Zinc Plated or Yellow Zinc Plated
Wrench Size: 1-1/2"

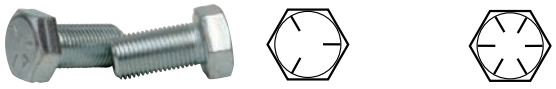

			Grade 5		Grade 8		
			Zinc		Plain		Yellow Zinc
Length	Pkg. Qty.	Case Qty.	Part No.	UOM /100	Part No.	UOM /100	Part No.	UOM /100
1-1/2"	1	55	17459	^	18459	^	17977	^
1-3/4"	1	55	17460	—	18460	—	17978	—
2"	1	50	17461	—	18461	—	17979	—
2-1/4"	1	50	17462	—	18462	—	17980	—
2-1/2"	1	45	17463	—	18463	—	17981	—
2-3/4"	1	40	17464	—	18464	—	17982	—
3"	1	40	17465	—	18465	—	17983	—
3-1/4"	1	40			18466	—	17984	—
3-1/2"	1	35	17467	—	18467	—	17985	—
4"	1	35	17469	—	18469	—	17987	—
4-1/2"	1	30	17471	—	18471	—	17988	—
5"	1	25	17473	—	18473	—	17989	—
5-1/2"	1	25	17474	—	18474	—	17990	—
6"	1	25	17475	—	18475	—	17991	—
6-1/2"	1	20	17476	—	18476	—	17992	—
7"	1	20	17477	—	18477	—	17993	—
7-1/2"	1	20			18478	—	17994	—
8"	1	18			18479	—	17995	—
8-1/2"	1	18			18480	—	17996	—
9"	1	15			18481	—	17997	—
10"	1	15			18483	—	17999	—
11"	1	15			18485	—		
12"	1	15			18486	—		
14"	1	15			18488	—		
16"	1	15			18490	—		
18"	1	15			18491	—		

Grade 9 Hex Cap Screws available on page 3-20

1-1/8"-7 Diameter - Coarse Thread
Plain, Zinc Plated or Yellow Zinc Plated
Wrench Size: 1-11/16"

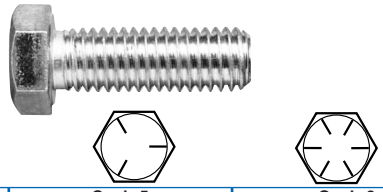

			Grade 5				Grade 8			
			Plain		Zinc		Plain		Yellow Zinc	
Length	Pkg. Qty.	Case Qty.	Part No.	UOM /100	Part No.	UOM /100	Part No.	UOM /100	Part No.	UOM /100
2"	1	40	12511	^	13511	^			15511	^
2-1/4"	1	35			13512	—			15512	—
2-1/2"	1	35	12513	—	13513	—	14513	—	15513	—
2-3/4"	1	30	12514	—	13514	—	14514	—	15514	—
3"	1	30	12515	—	13515	—	14515	—	15515	—
3-1/4"	1	30	12516	—	13516	—	14516	—	15516	—
3-1/2"	1	30	12517	—	13517	—	14517	—	15517	—
3-3/4"	1	25	12518	—	13518	—	14518	—	15518	—
4"	1	25	12519	—	13519	—	14519	—	15519	—
4-1/4"	1	25					14520	—	15520	—
4-1/2"	1	20	12521	—	13521	—	14521	—	15521	—
5"	1	20	12523	—	13523	—	14523	—	15523	—
5-1/2"	1	20	12524	—	13524	—	14524	—	15524	—
6"	1	15	12525	—	13525	—	14525	—	15525	—
6-1/2"	1	15	12526	—	13526	—	14526	—	15526	—
7"	1	15	12527	—	13527	—	14527	—	15527	—
7-1/2"	1	15	12528	—	13528	—	14528	—	15528	—
8"	1	15	12529	—	13529	—	14529	—	15529	—
8-1/2"	1	14	12530	—	13530	—	14530	—	15530	—
9"	1	13	12531	—	13531	—	14531	—	15531	—
10"	1	12	12533	—	13533	—	14533	—	15533	—
11"	1	12					14535	—		
12"	1	12					14536	—	15536	—
14"	1	12					14538	—		
16"	1	12					14540	—		
18"	1	12					14541	—		
20"	1	12					14542	—		

Grade 9 Hex Cap Screws available on page 3-20

1-1/8-7 Diameter - Coarse Thread - U.S.A
Plain
Wrench Size: 1-11/16"

			Grade 8 Plain	
Length	Pkg Qty.	Case Qty.	Part No.	UOM /Each
2-1/4"	1	35	11100173	^
2-1/2"	1	35	11100174	—
3"	1	30	11100176	—
3-1/2"	1	30	11100178	—
4"	1	25	11100180	—
4-1/2"	1	20	11100181	—
5"	1	20	11100182	—
6"	1	15	11100184	—

Grade 9 Hex Cap Screws available on page 3-20

Hex Cap Screws

Hex Cap Screws Cont.

1-1/8"-12 Diameter - Fine Thread
Plain
Wrench Size: 1-11/16"

Length	Pkg. Qty.	Case Qty.	Grade 8 Plain Part No.	UOM /100
2"	1	40	18511	^
2-1/2"	1	35	18513	—
3"	1	30	18515	—
3-1/2"	1	30	18517	—
4"	1	25	18519	—
4-1/2"	1	20	18521	—
5"	1	20	18523	—
5-1/2"	1	20	18524	—
6"	1	15	18525	—
6-1/2"	1	15	18526	—
7"	1	15	18527	—
8"	1	15	18529	—
10"	1	12	18533	—

Grade 9 Hex Cap Screws available on page 3-20

1-1/4"-7 Diameter - Coarse Thread
Plain, Zinc Plated or Yellow Zinc Plated
Wrench Size: 1-7/8"



Length	Pkg. Qty.	Case Qty.	Grade 5 Plain Part No.	UOM /100	Grade 5 Zinc Part No.	UOM /100	Grade 8 Plain Part No.	UOM /100	Yellow Zinc Part No.	UOM /100
2"	1	40	12561	^	13561	^	14561	^	15561	^
2-1/4"	1	40	12562	—	13562	—			15562	—
2-1/2"	1	40	12563	—	13563	—	14563	—	15563	—
2-3/4"	1	40					14564	—	15564	—
3"	1	35	12565	—	13565	—	14565	—	15565	—
3-1/4"	1	35	12566	—	13566	—	14566	—	15566	—
3-1/2"	1	35	12567	—	13567	—	14567	—	15567	—
3-3/4"	1	35	12568	—	13568	—	14568	—	15568	—
4"	1	30	12569	—	13569	—	14569	—	15569	—
4-1/4"	1	30							15570	—
4-1/2"	1	30	12571	—	13571	—	14571	—	15571	—
4-3/4"	1	25					14572	—	15572	—
5"	1	25	12573	—	13573	—	14573	—	15573	—
5-1/2"	1	20	12574	—	13574	—	14574	—	15574	—
6"	1	20	12575	—	13575	—	14575	—	15575	—
6-1/2"	1	20	12576	—	13576	—	14576	—	15576	—
7"	1	20	12577	—	13577	—	14577	—	15577	—
7-1/2"	1	18	12578	—	13578	—	14578	—	15578	—
8"	1	18	12579	—	13579	—	14579	—	15579	—
8-1/2"	1	18	12580	—			14580	—	15580	—
9"	1	18	12581	—	13581	—	14581	—	15581	—
9-1/2"	1	18	12582	—			14582	—	15582	—
10"	1	18	12583	—	13583	—	14583	—	15583	—
11"	1	18	12585	—	13585	—	14585	—	15585	—
12"	1	18	12586	—	13586	—	14586	—		
13"	1	18					14587	—		
14"	1	18	12588	—	13588	—	14588	—		
15"	1	18			13589	—	14589	—		
16"	1	18			13590	—	14590	—		
18"	1	18					14591	—		
20"	1	18					14592	—		

Grade 9 Hex Cap Screws available on page 3-20

1-1/4"-7 Diameter - Coarse Thread - U.S.A.
Plain
Wrench Size 1-7/8"

Length	Pkg. Qty.	Case Qty.	Grade 5 Part No.	Grade 5 UOM Per Pkg	Grade 8 Part No.	Grade 8 UOM Per Pkg
2-1/4"	1	40	11100074		11100193	
2-1/2"	1	40	11100075		11100194	
2-3/4"	1	40	11100076			
3"	1	35	11100077		11100196	
3-1/4"	1	35	11100078			
3-1/2"	1	35	11100079		11100198	
3-3/4"	1	35	11100080			
4"	1	30	11100081		11100200	
4-1/2"	1	30			11100201	
5"	1	25	11100083		11100202	
5-1/2"	1	20	11100084		11100203	
6"	1	20			11100204	

Grade 9 Hex Cap Screws available on page 3-20

1-1/4"-12 Diameter - Fine Thread
Plain
Wrench Size: 1-7/8"

Length	Pkg. Qty.	Case Qty.	Grade 8 Plain Part No.	UOM /100
2"	1	30	18561	^
2-1/4"	1	30	18562	—
2-1/2"	1	25	18563	—
3"	1	25	18565	—
3-1/2"	1	20	18567	—
4"	1	20	18569	—
4-1/2"	1	15	18571	—
5"	1	15	18573	—
5-1/2"	1	15	18574	—
6"	1	15	18575	—
7"	1	12	18577	—
7-1/2"	1	12	18578	—
8"	1	10	18579	—
8-1/2"	1	10	18580	—
9"	1	10	18581	—
10"	1	10	18583	—
11"	1	10	18585	—
12"	1	10	18586	—
13"	1	10	18587	—
14"	1	10	18588	—
16"	1	10	18590	—
20"	1	10	18592	—

Grade 9 Hex Cap Screws available on page 3-20

Hex Head Bolts

1-3/8"-6 Diameter - Coarse Thread
Plain
Wrench Size: 2-1/16"



Length	Pkg. Qty.	Case Qty.	Grade 8 Plain Part No.	UOM /100
3"	1	30	14615	^
3-1/2"	1	30	14617	—
4"	1	30	14619	—
4-1/2"	1	30	14621	—
5"	1	30	14623	—
5-1/2"	1	30	14624	—
6"	1	30	14625	—
7"	1	20	14627	—
7-1/2"	1	20	14628	—
8"	1	20	14629	—
8-1/2"	1	20	14630	—
9"	1	20	14631	—
10"	1	20	14633	—
12"	1	20	14636	—

1-1/2"-6 Diameter - Coarse Thread
Plain, Zinc Plated or Yellow Zinc Plated
Wrench Size: 2-1/4"



Length	Pkg. Qty.	Case Qty.	Grade 5 Plain Part No.	UOM /100	Grade 5 Zinc Part No.	UOM /100	Grade 8 Plain Part No.	UOM /100	Grade 8 Yellow Zinc Part No.	UOM /100
2-1/2"	1	25	12663	^	13663	^	14663	^	15663	^
3"	1	25	12665	—	13665	—	14665	—	15665	—
3-1/2"	1	25	12667	—	13667	—	14667	—	15667	—
4"	1	25	12669	—	13669	—	14669	—	15669	—
4-1/2"	1	25	12671	—	13671	—	14671	—	15671	—
5"	1	25	12673	—	13673	—	14673	—	15673	—
5-1/2"	1	25	12674	—	13674	—	14674	—	15674	—
6"	1	25	12675	—	13675	—	14675	—	15675	—
6-1/2"	1	20	12676	—	13676	—	14676	—	15676	—
7"	1	20	12677	—	13677	—	14677	—	15677	—
7-1/2"	1	20	12678	—	13678	—	14678	—		
8"	1	20	12679	—	13679	—	14679	—	15679	—
8-1/2"	1	20					14680	—		
9"	1	20	12681	—	13681	—	14681	—	15681	—
10"	1	20	12683	—	13683	—	14683	—	15683	—
11"	1	20					14685	—		
12"	1	20	12686	—			14686	—		
13"	1	10					14687	—		
14"	1	10					14688	—		
16"	1	10					14690	—		
18"	1	10					14691	—		
20"	1	10					14692	—		

1-1/2"-12 Diameter - Fine Thread
A354 Grade BD, Plain
Wrench Size: 2-1/4"

Length	Pkg. Qty.	Case Qty.	Grade A354BD Plain Part No.	UOM /100
4"	1	25	18669	^
4-1/2"	1	25	18671	—
5"	1	25	18673	—
5-1/2"	1	25	18674	—
6"	1	25	18675	—
7"	1	20	18677	—
8"	1	20	18679	—
10"	1	20	18683	—

1-3/4"-5 Diameter - Coarse Thread
ASTM A354 Grade BD, Plain
Wrench Size 2-5/8"



Length	Pkg. Qty.	UOM Case Qty.	Grade A354BD Plain Part No.	/100
4	1	5	14719	^
4-1/2	1	5	14721	—
5	1	5	14723	—
5-1/2	1	5	14724	—
6	1	5	14725	—
6-1/2	1	5	14726	—
7	1	5	14727	—
7-1/2	1	5	14728	—
8	1	5	14729	—
8-1/2	1	5	14730	—
9	1	5	14731	—
10	1	5	14733	—
12	1	5	14736	—
14	1	5	14738	—
20"	1	5	14742	—

Hex Bolts, ASTM A307A Hot Dipped Galvanized

Hex Bolts, ASTM A307A Hot Dipped Galvanized Cont.

1/2"-13 Diameter
Wrench Size: 3/4"

Length	Pkg. Qty.	Case Qty.	Part No.	UOM /100
3/4"	25	475	91881	^
1"	25	400	91883	—
1-1/4"	25	375	91884	—
1-1/2"	25	300	91885	—
1-3/4"	25	275	91886	—
2"	10	250	91887	—
2-1/4"	10	225	91888	—
2-1/2"	10	225	91889	—
2-3/4"	10	200	91890	—
3"	10	200	91891	—
3-1/4"	10	175	91892	—
3-1/2"	10	150	91893	—
4"	5	150	91894	—
4-1/2"	5	125	91895	—
5"	5	125	91896	—
5-1/2"	5	100	91897	—
6"	5	100	91898	—
6-1/2"	1	100	91899	—
7"	1	90	91900	—
7-1/2"	1	80	91901	—
8"	1	80	91902	—
8-1/2"	1	80	91903	—
9"	1	75	91904	—
10"	1	65	91906	—
11"	1	60	91908	—
12"	1	55	91910	—
13"	1	50	91911	—
14"	1	50	91912	—
16"	1	25	91914	—
18"	1	25	91916	—

5/8"-11 Diameter
Wrench Size: 15/16"

Length	Pkg. Qty.	Case Qty.	Part No.	UOM /100
1"	10	250	91917	^
1-1/4"	10	225	91918	—
1-1/2"	10	200	91919	—
1-3/4"	10	175	91920	—
2"	5	175	91921	—
2-1/4"	5	150	91922	—
2-1/2"	5	125	91923	—
2-3/4"	5	125	91924	—
3"	5	100	91925	—
3-1/4"	5	100	91926	—
3-1/2"	5	100	91927	—
4"	1	90	91929	—
4-1/2"	1	80	91930	—
5"	1	75	91931	—
5-1/2"	1	70	91932	—
6"	1	65	91933	—
6-1/2"	1	60	91934	—
7"	1	55	91935	—
7-1/2"	1	55	91936	—
8"	1	50	91937	—
9"	1	45	91939	—
10"	1	40	91941	—
11"	1	40	91943	—
12"	1	35	91945	—
14"	1	30	91947	—
15"	1	30	91948	—
16"	1	30	91949	—
18"	1	30	91951	—

3/4"-10 Diameter
Wrench Size: 1-1/8"

Length	Pkg. Qty.	Case Qty.	Part No.	UOM /100
1"	10	150	91952	^
1-1/4"	10	140	91953	—
1-1/2"	10	125	91954	—
1-3/4"	10	120	91955	—
2"	5	100	91956	—
2-1/4"	5	100	91957	—
2-1/2"	5	90	91958	—
2-3/4"	5	85	91959	—
3"	5	80	91960	—
3-1/4"	5	75	91961	—
3-1/2"	5	70	91962	—
3-3/4"	5	65	91963	—
4"	1	60	91964	—
4-1/2"	1	55	91965	—
5"	1	45	91966	—
5-1/2"	1	45	91967	—
6"	1	40	91968	—
6-1/2"	1	40	91969	—
7"	1	35	91970	—
7-1/2"	1	35	91971	—
8"	1	35	91972	—
9"	1	30	91974	—
10"	1	30	91976	—
11"	1	25	91978	—
12"	1	25	91980	—
13"	1	20	91981	—
14"	1	20	91982	—
15"	1	20	91983	—
16"	1	20	91984	—
18"	1	20	91986	—

7/8"-9 Diameter
Wrench Size: 1-5/16"

Length	Pkg. Qty.	Case Qty.	Part No.	UOM /100
1-1/2"	10	85	91987	^
1-3/4"	10	80	91988	—
2"	5	75	91989	—
2-1/4"	5	70	91990	—
2-1/2"	5	65	91991	—
2-3/4"	5	60	91992	—
3"	5	55	91993	—
3-1/4"	5	50	91994	—
3-1/2"	5	50	91995	—
3-3/4"	5	45	91996	—
4"	1	45	91997	—
4-1/2"	1	40	91998	—
5"	1	35	91999	—
5-1/2"	1	35	92000	—
6"	1	30	92001	—
6-1/2"	1	30	92002	—
7"	1	25	92003	—
7-1/2"	1	25	92004	—
8"	1	25	92005	—
8-1/2"	1	25	92006	—
9"	1	23	92007	—
9-1/2"	1	20	92008	—
10"	1	20	92009	—
11"	1	20	92011	—
12"	1	20	92013	—
14"	1	20	92015	—
16"	1	20	92017	—
18"	1	20	92019	—

If it's not on our shelf, we will MAKE it!



"We make the unavailable part available"

FASTENAL®
INDUSTRIAL & CONSTRUCTION SUPPLIES

Ask store for details!

Hex Bolts, ASTM A307A Hot Dipped Galv., Tap Bolts (F.T.)

Hex Bolts, ASTM A307A Hot Dipped Galvanized Cont.

1"-8 Diameter
Wrench Size: 1-1/2"

Length	Pkg. Qty.	Case Qty.	Part No.	UOM /100
2"	1	50	92020	^
2-1/4"	1	50	92021	—
2-1/2"	1	45	92022	—
2-3/4"	1	40	92023	—
3"	1	40	92024	—
3-1/4"	1	40	92025	—
3-1/2"	1	35	92026	—
3-3/4"	1	35	92027	—
4"	1	35	92028	—
4-1/2"	1	30	92029	—
5"	1	25	92030	—
5-1/2"	1	25	92031	—
6"	1	25	92032	—
6-1/2"	1	20	92033	—
7"	1	20	92034	—
7-1/2"	1	20	92035	—
8"	1	18	92036	—
9"	1	15	92038	—
10"	1	15	92040	—
11"	1	15	92042	—
12"	1	15	92044	—
14"	1	15	92046	—
16"	1	15	92048	—
18"	1	15	92050	—
20"	1	15	92052	—

1-1/8"-7 Diameter
Wrench Size: 1-11/16"

Length	Pkg. Qty.	Case Qty.	Part No.	UOM /100
3"	1	30	92057	^
3-1/2"	1	30	92058	—
4"	1	25	92059	—
4-1/2"	1	20	92060	—
5"	1	20	92061	—
5-1/2"	1	20	92062	—
6"	1	15	92063	—
7"	1	15	92065	—
8"	1	15	92067	—

1-1/4"-7 Diameter
Wrench Size: 1-7/8"

Length	Pkg. Qty.	Case Qty.	Part No.	UOM /100
3"	1	35	92086	^
3-1/2"	1	35	92087	—
4"	1	30	92088	—
4-1/2"	1	30	92089	—
5"	1	25	92090	—
5-1/2"	1	20	92091	—
6"	1	20	92092	—
6-1/2"	1	20	92093	—
7"	1	20	92094	—
7-1/2"	1	18	92095	—
8"	1	18	92096	—
10"	1	18	92100	—

1-1/2"-6 Diameter
Wrench Size: 2-1/4"

Length	Pkg. Qty.	Case Qty.	Part No.	UOM /100
3"	1	25	92117	^
4"	1	25	92119	—
4-1/2"	1	25	92120	—
5"	1	25	92121	—
5-1/2"	1	25	92122	—
6"	1	25	92123	—
6-1/2"	1	20	92124	—
7"	1	20	92125	—
7-1/2"	1	20	92126	—
8"	1	20	92127	—
10"	1	20	92131	—

Tap Bolts (Full Thread)

Tap Bolts
Plain, Zinc, & Yellow Zinc
Coarse Thread



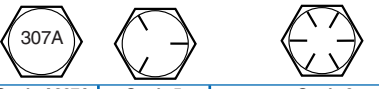

1/4"-20 Diameter
Wrench Size: 7/16"

Length	Pkg. Qty.	Case Qty.	Grade A307A Zinc Part No.	UOM /100	Grade 5 Zinc Part No.	UOM /100	Grade 8 Yellow Zinc Part No.	UOM /100	Grade 8 Plain Part No.	UOM /100
3/8"	100	1700	10905	^						
1/2"	100	1700	10800	—						
5/8"	100	1600	10801	—						
3/4"	100	1500	10802	—						
1"	100	1200	10803	—	0144473	—			0167832	—
1-1/4"	100	1000	10804	—	13800	—	0144533	—	0167833	—
1-1/2"	100	900	10805	—	13801	—	0144534	—	0167834	—
1-3/4"	100	800	10806	—	13802	—	0144535	—	0167835	—
2"	50	700	10807	—	13803	—			0167836	—
2-1/4"	50	600	10808	—	13804	—	0144537	—	0167837	—
2-1/2"	50	600	10809	—	0144474	—	0144538	—	0167838	—
2-3/4"	50	500	10810	—	0144475	—	0144539	—	0167839	—
3"	50	500	10811	—	0144476	—	0144540	—	0167840	—
3-1/4"	50	500					0144541	—	0167841	—
3-1/2"	50	400	10812	—	0144478	—	0144542	—	0167842	—
4"	25	300			0144479	—	0144543	—	0167844	—
4-1/2"	25	300	10814	—	0144480	—	0144544	—	0167845	—
5"	25	300	10815	—	0144481	—	0144545	—	0167846	—
5-1/2"	25	300	10816	—						
6"	25	250	10817	—	0144483	—	0144547	—	0167848	—

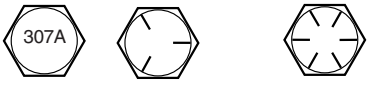

5/16"-18 Diameter
Wrench Size: 1/2"

Length	Pkg. Qty.	Case Qty.	Grade A307A Zinc Part No.	UOM /100	Grade 5 Zinc Part No.	UOM /100	Grade 8 Yellow Zinc Part No.	UOM /100	Grade 8 Plain Part No.	UOM /100
1"	100	2200	10823	^	0144484	^			0167849	^
1-1/8"	100	2000			0144485	—				
1-1/4"	100	1800	10824	—	13805	—			0167850	—
1-1/2"	100	1500	10825	—	13806	—	0144548	—	0167851	—
1-3/4"	100	1300	10826	—	13807	—	0144549	—	0167852	—
2"	50	1100	10827	—	13808	—	0144550	—	0167853	—
2-1/4"	50	900	10828	—	13809	—	0144551	—	0167854	—
2-1/2"	50	800	10829	—	13810	—			0167855	—
2-3/4"	50	750	10830	—	13811	—	0144553	—	0167856	—
3"	50	700	10831	—	13812	—	0144554	—	0167857	—
3-1/2"	50	550	10832	—	0144486	—	0144555	—	0167859	—
4"	25	450	10833	—	0144488	—	0144557	—	0167861	—
4-1/2"	25	400	10834	—	0144489	—	0144558	—	0167862	—
5"	25	300	10835	—	0144490	—	0144559	—	0167863	—
6"	25	300	10837	—	0144492	—	0144561	—	0167865	—

Tap Bolts (Full Thread) Cont.

Tap Bolts Cont.
Plain, Zinc, & Yellow Zinc
Coarse Thread



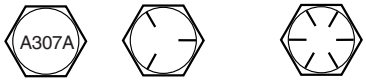

3/8"-16 Diameter Wrench Size: 9/16"			Grade A307A Zinc		Grade 5 Zinc		Grade 8 Yellow Zinc		Grade 8 Plain	
Length	Pkg. Qty.	Case Qty.	Part No.	UOM /100	Part No.	UOM /100	Part No.	UOM /100	Part No.	UOM /100
1"	50	1600	10843	^						
1-1/8"	50	1500			0144493	—				
1-1/4"	50	1300	10844	—	0144494	—			0167866	—
1-3/8"	50	1200			0144495	—				
1-1/2"	50	1100	10845	—	13813	—	0144562	—	0167867	—
1-3/4"	50	900	10846	—	13814	—	0144563	—	0167868	—
2"	25	800	10847	—	13815	—			0167869	—
2-1/4"	25	700	10848	—	13816	—	0144565	—	0167870	—
2-1/2"	25	600	10849	—	13817	—			0167871	—
2-3/4"	25	550	10850	—	0144496	—	0144567	—	0167872	—
3"	25	500	10851	—	13818	—			0167873	—
3-1/4"	25	400							0167874	—
3-1/2"	25	400	10852	—	13819	—	0144569	—	0167875	—
3-3/4"	10	375	0144326	—	0144498	—	0144570	—	0167876	—
4"	10	325	10853	—	0144499	—	0144571	—	0167877	—
4-1/2"	10	300	10854	—	0144500	—	0144572	—	0167878	—
5"	10	300	10855	—	0144501	—	0144573	—	0167879	—
5-1/2"	10	250	10856	—	0144502	—	0144574	—	0167880	—
6"	10	250	10857	—	0144503	—	0144575	—	0167881	—

7/16"-14 Diameter Wrench Size: 5/8"			Grade A307A Zinc	
Length	Pkg. Qty.	Case Qty.	Part No.	UOM /100
1-1/4"	25	950	10861	^
1-1/2"	25	750	10862	—
1-3/4"	25	650	10863	—
2"	10	600	10864	—
2-1/4"	10	500	10865	—
2-1/2"	10	450	10866	—
3"	10	400	10868	—
3-1/2"	10	300	10870	—
4"	5	250	10872	—

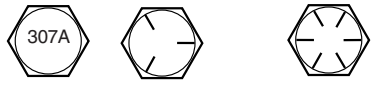

1/2"-13 Diameter Wrench Size: 3/4"			Grade A307A Zinc		Grade 5 Zinc		Grade 8 Yellow Zinc		Grade 8 Plain	
Length	Pkg. Qty.	Case Qty.	Part No.	UOM /100	Part No.	UOM /100	Part No.	UOM /100	Part No.	UOM /100
3/4"	25	750	10880	^						
1"	25	750	10882	—						
1-1/4"	25	650	10883	—						
1-1/2"	25	525	10884	—	0144509	—			0167898	—
1-3/4"	25	500	10885	—	13820	—			0167899	—
2"	10	450	10886	—	13821	—			0167900	—
2-1/4"	10	400	10887	—	13822	—	0144577	—	0167901	—
2-1/2"	10	325	10888	—	13823	—			0167902	—
2-3/4"	10	300	10889	—	0144510	—	0144579	—	0167903	—
3"	10	250	10890	—	13824	—			0167904	—
3-1/2"	10	250	10891	—	13825	—	0144581	—	0167906	—
4"	5	200	10892	—	13826	—	0144582	—	0167908	—
4-1/2"	5	175	10893	—	0144511	—	0144583	—	0167909	—
5"	5	150	10894	—	0144512	—	0144584	—	0167910	—
5-1/2"	5	150	10895	—	0144513	—	0144585	—	0167911	—
6"	5	150	10896	—	0144514	—	0144586	—	0167912	—
6-1/2"	5	100			0167584	—			0167913	—
7"	5	90	10898	—	0144508	—			0167914	—
8"	5	80			0167586	—			0167916	—
9"	5	75			0167588	—			0167918	—
10"	5	65			0167590	—			0167920	—

5/8"-11 Diameter Wrench Size: 15/16"			Grade A307A Zinc		Grade 5 Zinc		Grade 8 Yellow Zinc		Grade 8 Plain	
Length	Pkg. Qty.	Case Qty.	Part No.	UOM /100	Part No.	UOM /100	Part No.	UOM /100	Part No.	UOM /100
1-3/4"	10	300	10923	^	0144516	^			0167936	^
2"	5	250	10924	—	13827	—			0167937	—
2-1/4"	5	225	10925	—	13828	—			0167938	—
2-1/2"	5	200	10926	—	13829	—	0144587	—	0167939	—
2-3/4"	5	200	10927	—	0144517	—	0144588	—	0167940	—
3"	5	175	10928	—	13830	—			0167941	—
3-1/2"	5	150	10930	—	13831	—	0144591	—	0167943	—
4"	1	125	10932	—	13832	—	0144593	—	0167945	—
4-1/2"	1	100	10933	—	0144520	—	0144594	—	0167946	—
5"	1	90	10934	—	0144521	—	0144595	—	0167947	—
5-1/2"	1	80	0144327	—	0144522	—	0144596	—	0167948	—
6"	1	75	10935	—	0144523	—	0144597	—	0167949	—
7"	1	55	10936	—						
8"	1	50	10937	—						

3/4"-10 Diameter Wrench Size: 1-1/8"			Grade A307A Zinc		Grade 5 Zinc		Grade 8 Plain	
Length	Pkg. Qty.	Case Qty.	Part No.	UOM /100	Part No.	UOM /100	Part No.	UOM /100
1-1/4"	10	225	10940	^				
1-1/2"	10	200	10941	—				
1-3/4"	10	200	10942	—				
2"	5	180	10943	—	13833	—	0167954	—
2-1/4"	5	150	10944	—	13834	—	0167955	—
2-1/2"	5	140	10945	—	13835	—	0167956	—
2-3/4"	5	130	10946	—	0144526	—	0167957	—
3"	5	120	10947	—	13836	—	0167958	—
3-1/4"	5	110	10948	—	0144527	—	0167959	—
3-1/2"	5	100	10949	—	13837	—	0167960	—
4"	1	85	10951	—	13838	—	0167962	—
4-1/2"	1	80	10952	—	0144529	—	0167963	—
5"	1	65	10953	—	0144530	—	0167964	—
5-1/2"	1	60	10954	—	0144531	—	0167965	—
6"	1	60	10955	—	0144532	—	0167966	—
7"	1	40			0144524	—	0167968	—
8"	1	30			0144525	—	0167970	—

Heavy Hex Bolts

ASTM Grade A193 B7 Heavy Hex Bolts

1/2"-13 Diameter Wrench Size:7/8"				
Length	Pkg. Qty.	Case Qty.	Part No.	UOM /100
1"	25	500	34000	^
1-1/4"	25	500	34001	—
1-1/2"	25	500	34002	—
1-3/4"	25	500	34003	—
2"	10	500	34004	—
2-1/4"	10	500	34005	—
2-1/2"	10	500	34006	—
2-3/4"	10	500	34007	—
3"	10	500	34008	—
3-1/4"	10	300	34009	—
3-1/2"	10	300	34010	—
3-3/4"	10	300	34011	—
4"	5	300	34012	—
4-1/2"	5	300	34014	—
5"	5	300	34016	—
5-1/2"	5	300	34018	—
6"	5	300	34019	—

Heavy Hex Bolts

Heavy Hex Bolts Cont.

5/8"-11 Diameter
Wrench Size:1-1/16"

Length	Pkg. Qty.	Case Qty.	Part No.	UOM /100
1"	10	200	34020	^
1-1/4"	10	200	34021	—
1-1/2"	10	200	34022	—
1-3/4"	10	200	34023	—
2"	5	200	34024	—
2-1/4"	5	200	34025	—
2-1/2"	5	200	34026	—
2-3/4"	5	200	34027	—
3"	5	200	34028	—
3-1/4"	5	200	34029	—
3-1/2"	5	200	34030	—
3-3/4"	5	200	34031	—
4"	1	200	34032	—
4-1/4"	1	200	34033	—
4-1/2"	1	200	34034	—
4-3/4"	1	200	34035	—
5"	1	200	34036	—
5-1/2"	1	200	34037	—
6"	1	200	34038	—
6-1/2"	1	200	34039	—
7"	1	200	34040	—
7-1/2"	1	200	34041	—

3/4"-10 Diameter
Wrench Size:1-1/4"

Length	Pkg. Qty.	Case Qty.	Part No.	UOM /100
1-1/4"	10	200	34043	^
1-1/2"	10	200	34044	—
1-3/4"	10	200	34045	—
2"	5	200	34046	—
2-1/4"	5	200	34047	—
2-1/2"	5	200	34048	—
2-3/4"	5	200	34049	—
3"	5	200	34050	—
3-1/4"	5	200	34051	—
3-1/2"	5	200	34052	—
3-3/4"	5	200	34053	—
4"	1	200	34054	—
4-1/2"	1	200	34056	—
5"	1	200	34058	—
5-1/2"	1	200	34060	—
6"	1	200	34062	—
6-1/2"	1	200	34063	—
7"	1	200	34064	—
7-1/2"	1	200	34065	—
8"	1	200	34066	—

7/8"-9 Diameter
Wrench Size: 1-7/16"

Length	Pkg. Qty.	Case Qty.	Part No.	UOM /100
1-1/2"	10	200	34067	^
1-3/4"	10	200	34068	—
2"	5	200	34069	—
2-1/4"	5	200	34070	—
2-1/2"	5	200	34071	—
2-3/4"	5	200	34072	—
3"	5	200	34073	—
3-1/4"	5	200	34074	—
3-1/2"	5	200	34075	—
3-3/4"	5	200	34076	—
4"	1	200	34077	—
4-1/4"	1	200	34078	—
4-1/2"	1	200	34079	—
4-3/4"	1	200	34080	—
5"	1	200	34081	—
5-1/2"	1	200	34083	—
6"	1	200	34084	—
6-1/2"	1	200	34085	—
7"	1	200	34086	—

1"-8 Diameter
Wrench Size: 1-5/8"

Length	Pkg. Qty.	Case Qty.	Part No.	UOM /100
2"	1	200	34087	^
2-1/4"	1	200	34088	—
2-1/2"	1	200	34089	—
2-3/4"	1	200	34090	—
3"	1	200	34091	—
3-1/4"	1	200	34092	—
3-1/2"	1	200	34093	—
3-3/4"	1	200	34094	—
4"	1	200	34095	—
4-1/2"	1	200	34097	—
5"	1	200	34099	—
5-1/2"	1	200	34101	—
6"	1	200	34102	—
6-1/2"	1	200	34103	—
7"	1	200	34104	—
8"	1	200	34105	—

1-1/8"-8 Diameter
Wrench Size: 1-13/16"

Length	Pkg. Qty.	Case Qty.	Part No.	UOM /100
2-3/4"	1	100	34106	^
3"	1	100	34107	—
3-1/4"	1	100	34108	—
3-1/2"	1	100	34109	—
3-3/4"	1	90	34110	—
4"	1	90	34111	—
4-1/2"	1	80	34112	—
4-3/4"	1	80	34113	—
5"	1	80	34114	—
5-1/2"	1	70	34116	—
6"	1	70	34118	—
6-1/2"	1	60	34119	—
7"	1	60	34120	—

1-1/4"-8 Diameter
Wrench Size: 2"

Length	Pkg. Qty.	Case Qty.	Part No.	UOM /100
3"	1	80	34122	^
3-1/2"	1	80	34123	—
3-3/4"	1	70	34124	—
4"	1	70	34125	—
4-1/4"	1	70	34126	—
4-1/2"	1	65	34127	—
5"	1	60	34129	—
5-1/2"	1	55	34130	—
6"	1	55	34132	—
6-1/2"	1	50	34133	—
7"	1	45	34134	—

ASTM Grade A307B Heavy Hex Bolts

Plain and Galvanized - Coarse Thread

1/2"-13 Diameter
Wrench Size: 7/8"

			Plain		Hot Dipped Galvanized	
Length	Pkg. Qty.	Case Qty.	Part No.	UOM /100	Part No.	UOM /100
1-1/2"	25	310	19009	^	19109	^
1-3/4"	25	280	19010	—	19110	—
2"	10	255	19011	—	19111	—
2-1/4"	10	230	19012	—	19112	—
2-1/2"	10	210	19013	—	19113	—
2-3/4"	10	190	19014	—	19114	—
3"	10	180	19015	—	19115	—

5/8"- 11 Diameter
Wrench Size: 1-1/16"

			Plain		Hot Dipped Galvanized	
Length	Pkg. Qty.	Case Qty.	Part No.	UOM /100	Part No.	UOM /100
1-1/2"	10	180	19019	^	19119	^
1-3/4"	10	170	19020	—	19120	—
2"	5	155	19021	—	19121	—
2-1/4"	5	140	19022	—	19122	—
2-1/2"	5	130	19023	—	19123	—
2-3/4"	5	120	19024	—	19124	—
3"	5	110	19025	—	19125	—
3-1/4"	5	100	19026	—	19126	—
3-1/2"	5	95	19027	—	19127	—
3-3/4"	5	90	19028	—	19128	—
4"	1	85	19008	—	19116	—
4-1/2"	1	80	19017	—	19118	—
5"	1	70	19097	—	19099	—

Heavy Hex Bolts Cont.

ASTM Grade A307B Heavy Hex Bolts

Plain and Galvanized - Coarse Thread

3/4"-10 Diameter
Wrench Size: 1-1/4"

Length	Pkg. Qty.	Case Qty.	Plain Part No.	Plain UOM /100	Hot Dipped Galvanized Part No.	Hot Dipped Galvanized UOM /100
1-1/2"	10	650	19029	^—	19129	^—
1-3/4"	10	650	19030	—	19130	—
2"	5	550	19031	—	19131	—
2-1/4"	5	525	19032	—	19132	—
2-1/2"	5	475	19033	—	19133	—
2-3/4"	5	425	19034	—	19134	—
3"	5	400	19035	—	19135	—
3-1/4"	5	375	19036	—	19136	—
3-1/2"	5	350	19037	—	19137	—
3-3/4"	5	325	19038	—	19138	—
4"	1	300	19039	—	19139	—
4-1/4"	1	300	19040	—	19140	—
4-1/2"	1	275	19041	—	19141	—
5"	1	225	19043	—	19143	—

7/8"-9 Diameter
Wrench Size: 1-7/16"

Length	Pkg. Qty.	Case Qty.	Plain Part No.	Plain UOM /100	Hot Dipped Galvanized Part No.	Hot Dipped Galvanized UOM /100
1-3/4"	10	450	19050	^—		
2"	5	425	19051	—	19151	—
2-1/4"	5	375	19052	—	19152	—
2-1/2"	5	350	19053	—	19153	—
2-3/4"	5	325	19054	—		
3"	5	300	19055	—	19155	—
3-1/4"	5	275	19056	—	19156	—
3-1/2"	5	250	19057	—	19157	—
3-3/4"	5	250	19058	—		
4"	1	225	19059	—	19159	—
4-1/4"	1	200	19060	—	19160	—
4-1/2"	1	200	19061	—	19161	—
4-3/4"	1	180	19062	—		
5"	1	175	19063	—	19163	—

1"-8 Diameter
Wrench Size: 1-5/8"

Length	Pkg. Qty.	Case Qty.	Plain Part No.	Plain UOM /100	Hot Dipped Galvanized Part No.	Hot Dipped Galvanized UOM /100
2-1/4"	1	275	19072	^—	19172	^—
2-1/2"	1	250	19073	—	19173	—
2-3/4"	1	225	19074	—		
3"	1	225	19075	—	19175	—
3-1/4"	1	200	19076	—	19176	—
3-1/2"	1	175	19077	—	19177	—
3-3/4"	1	175	19078	—		
4"	1	175	19079	—	19179	—
4-1/2"	1	150	19081	—	19181	—
5"	1	130	19083	—	19183	—

1-1/8"-7 Diameter
Wrench Size: 1-13/16"

Length	Pkg. Qty.	Case Qty.	Plain Part No.	Plain UOM /100	Hot Dipped Galvanized Part No.	Hot Dipped Galvanized UOM /100
4"	1	125	19089	—	19189	—
4-1/2"	1	115	19091	—	19191	—
5"	1	105	19090	—	19190	—

1-1/4"-7 Diameter
Wrench Size: 2"

Length	Pkg. Qty.	Case Qty.	Plain Part No.	Plain UOM	Hot Dipped Galvanized Part No.	Hot Dipped Galvanized UOM
3-1/2"	1	100	0167199	^—		
4"	1	100	19092	—	19192	—
4-1/2"	1	90	19093	—	19193	—
5"	1	85	19094	—	19194	—
6"	1	70	19096	—	19196	—
8"	1	50	0167203	—		

Coil Bolts

Coil Bolts

Low Carbon - Plain Finish

Coil Bolts are plain C1040 steel. Min. tensile strength is 80,000 psi.

1/2"-6 Diameter

Length	Pkg. Qty.	Case Qty.	Part No.	UOM /100
1-1/2"	10	500	0161052	^—
2"	10	500	0121756	—
2-1/2"	10	500	0161053	—
3"	5	250	0121757	—
3-1/2"	5	250	0161054	—
4"	5	250	0161055	—
5"	1	250	0161056	—
6"	1	250	0161057	—

3/4"-4-1/2 Diameter

Length	Pkg. Qty.	Case Qty.	Part No.	UOM /100
2"	5	250	0121758	^—
2-1/2"	10	500	0161058	—
3"	5	250	0121759	—
3-1/2"	5	250	0161059	—
4"	5	250	0121760	—
4-1/2"	1	250	0121761	—
5"	1	250	0121762	—
6"	1	250	0161060	—

Structural Bolts

Structural Bolts

ASTM A325 Structural Bolts

1/2" -13 Diameter
Wrench Size: 7/8"

Made in USA

	FNL Bolt and Nut						U.S.A. Bolt Only						North American Bolt and Nut					
	Plain			Hot Dipped Galvanized			Plain			Hot Dipped Galvanized			Plain			Hot Dipped Galvanized		
Length	Part No.	Bulk Qty.	UOM /100	Part No.	Bulk Qty.	UOM /100	Part No.	Bulk Qty.	UOM /100	Part No.	Bulk Qty.	UOM /100	Part No.	Bulk Qty.	UOM /100	Part No.	Bulk Qty.	UOM /100
1-1/4"	42560	1200	^	0129017	1200	^	19501	1710	^	19632	1710	^	19208	1200	^	19308	1200	^
1-1/2"	42561	1000	—	0129018	1000	—	19502	1560	—	19633	1560	—	19209	1000	—	19309	1000	—
1-3/4"	42562	900	—	0129019	900	—	19503	1420	—	19634	1420	—	19210	900	—	19310	900	—
2"	42563	900	—	0129020	900	—	19504	1290	—	19635	1290	—	19211	900	—			
2-1/4"	0129009	800	—				19505	1190	—	19636	1190	—	19212	800	—	19312	800	—
2-1/2"	42564	700	—				19506	1100	—	19637	1100	—	19213	700	—	19313	700	—
2-3/4"							19507	1000	—	19638	1000	—	19214	600	—	19314	600	—
3"							19508	950	—	19639	950	—	19215	500	—	19315	500	—
3-1/2"							19509	750	—	19640	750	—	19216	450	—	19316	450	—
4"							19510	675	—	19641	675	—	19217	400	—	19317	400	—

5/8"-11 Diameter
Wrench Size: 1-1/16"

Made in USA

	FNL Bolt and Nut						U.S.A. Bolt Only						North American Bolt and Nut					
	Plain			Hot Dipped Galvanized			Plain			Hot Dipped Galvanized			Plain			Hot Dipped Galvanized		
Length	Part No.	Bulk Qty.	UOM /100	Part No.	Bulk Qty.	UOM /100	Part No.	Bulk Qty.	UOM /100	Part No.	Bulk Qty.	UOM /100	Part No.	Bulk Qty.	UOM /100	Part No.	Bulk Qty.	UOM /100
1-1/4"													19218	650	^	19318	650	^
1-1/2"	42570	650	—	0129021	650	—	19512	900	—	19643	900	—	19219	650	—	19319	650	—
1-3/4"	42571	600	—	0129022	650	—	19513	850	—	19644	850	—	19220	600	—	19320	600	—
2"	42572	550	—	0129023	650	—	19514	825	—	19645	825	—	19221	550	—	19321	550	—
2-1/4"	42573	450	—	0129024	650	—	19515	775	—	19646	775	—	19222	500	—	19322	500	—
2-1/2"	42574	450	—	0129025	650	—	19516	725	—	19647	725	—	19223	450	—	19323	450	—
2-3/4"	0129010	425	—				19517	600	—	19648	600	—	19224	425	—	19324	425	—
3"	42575	400	—				19518	575	—	19649	575	—	19225	400	—	19325	400	—
3-1/4"							19519	550	—	19650	550	—	19226	400	—	19326	400	—
3-1/2"							19520	500	—	19682	500	—	19227	350	—	19327	350	—
3-3/4"							19521	450	—	19683	450	—	19228	325	—	19328	325	—
4"							19522	400	—	19684	400	—	19301	300	—	19305	300	—
4-1/2"							19523	375	—	19685	375	—	19302	250	—	19306	250	—
5"							19524	300	—	19686	300	—	19303	200	—	19307	200	—
5-1/2"							91450	275	—	91451	275	—	19414	200	—	19000	200	—
6"							19525	250	—	19687	250	—	19304	175	—	19400	175	—

3/4" -10 Diameter
Wrench Size: 1-1/4"

Made in USA

	FNL Bolt and Nut						U.S.A. Bolt Only						North American Bolt and Nut					
	Plain			Hot Dipped Galvanized			Plain			Hot Dipped Galvanized			Plain			Hot Dipped Galvanized		
Length	Part No.	Bulk Qty.	UOM /100	Part No.	Bulk Qty.	UOM /100	Part No.	Bulk Qty.	UOM /100	Part No.	Bulk Qty.	UOM /100	Part No.	Bulk Qty.	UOM /100	Part No.	Bulk Qty.	UOM /100
1-1/2"	42602	400	^	0123453	400	^	19526	650	^	19688	650	^	19229	400	^	19329	400	^
1-3/4"	42603	375	—	0123454	375	—	19527	650	—	19689	650	—	19230	375	—	19330	375	—
2"	42604	350	—	0123455	350	—	19528	550	—	19690	550	—	19231	350	—	19331	350	—
2-1/4"	42605	320	—	0123456	320	—	19529	525	—	19691	525	—	19232	325	—	19332	325	—
2-1/2"	42606	300	—	0123457	300	—	19530	475	—	19692	475	—	19233	300	—	19333	300	—
2-3/4"	42607	275	—				19531	425	—	19693	425	—	19234	275	—	19334	275	—
3"	42608	250	—	0129027	250	—	19532	400	—	19694	400	—	19235	250	—	19335	250	—
3-1/4"	0129011	225	—				19533	375	—	19695	375	—	19236	225	—	19336	225	—
3-1/2"	42609	225	—				19534	350	—	19696	350	—	19237	225	—	19337	225	—
3-3/4"	0129012	200	—				19535	325	—	19697	325	—	19238	200	—	19338	200	—
4"	42610	200	—				19536	300	—	19698	300	—	19239	200	—	19339	200	—
4-1/4"							19537	300	—	19699	300	—	19240	200	—	19340	200	—
4-1/2"							19538	275	—	19700	275	—	19241	175	—	19341	175	—
4-3/4"							19539	250	—	19732	250	—	19242	175	—	19342	175	—
5"							19540	225	—	19733	225	—	19243	150	—	19343	150	—
5-1/2"							19541	200	—	19734	200	—	19244	150	—	19344	150	—
6"							19542	190	—	19735	190	—	19245	135	—	19345	135	—
6-1/2"							19543	150	—	19736	150	—	19246	125	—	19346	125	—
7"							19544	140	—	19737	140	—	19247	125	—	19347	125	—
7-1/2"							19545	135	—	19738	135	—	19248	110	—	19348	110	—
8"										19739	125	—	19249	110	—	19349	110	—

Structural Bolts

ASTM A325 Structural Bolts Cont.

7/8" -9 Diameter
Wrench Size: 1-7/16"

Length	FNL Bolt and Nut						U.S.A. Bolt Only						North American Bolt and Nut					
	Plain			Hot Dipped Galvanized			Plain			Hot Dipped Galvanized			Plain			Hot Dipped Galvanized		
	Part No.	Bulk Qty.	UOM /100	Part No.	Bulk Qty.	UOM /100	Part No.	Bulk Qty.	UOM /100	Part No.	Bulk Qty.	UOM /100	Part No.	Bulk Qty.	UOM /100	Part No.	Bulk Qty.	UOM /100
1-3/4"							19547	450	^—	19740	450	^—	19250	250	^—	19350	250	^—
2"	42620	250	^—	0129028	250	^—	19548	425	—	19741	425	—	19251	250	—	19351	250	—
2-1/4"	42621	225	—	0129029	225	—	19549	375	—	19742	375	—	19252	225	—	19352	225	—
2-1/2"	42622	200	—	0129030	200	—	19550	350	—	19743	350	—	19253	200	—	19353	200	—
2-3/4"	42623	200	—				19551	325	—	19796	325	—	19254	200	—	19354	200	—
3"	42624	175	—				19552	300	—	19745	300	—	19255	175	—	19355	175	—
3-1/4"	0129013	175	—				19553	275	—	19746	275	—	19256	175	—	19356	175	—
3-1/2"	42625	175	—				19554	250	—	19747	250	—	19257	175	—	19357	175	—
3-3/4"	0129014	150	—				19555	250	—	19748	250	—	19258	150	—	19358	150	—
4"	42626	150	—				19556	225	—	19749	225	—	19259	150	—	19359	150	—
4-1/4"							19557	200	—	19750	200	—	19260	150	—	19360	150	—
4-1/2"							19558	200	—	19782	200	—	19261	125	—	19361	125	—
4-3/4"							19559	180	—	19783	180	—	19262	125	—	19362	125	—
5"							19560	175	—	19784	175	—	19263	125	—	19363	125	—
5-1/2"							19561	150	—	19785	150	—	19264	110	—	19364	110	—
6"							19563	135	—	19787	135	—	19265	100	—	19365	100	—
6-1/2"							19564	125	—	19788	125	—	19266	100	—	19366	100	—
7"							19565	120	—	19789	120	—	19267	90	—	19367	90	—
7-1/2"							19566	115	—				19270	85	—	19370	85	—
8"							19567	110	—				19268	75	—	19368	75	—

1" -8 Diameter
Wrench Size: 1-5/8"

Length	FNL Bolt and Nut						U.S.A. Bolt Only						North American Bolt and Nut					
	Plain			Hot Dipped Galvanized			Plain			Hot Dipped Galvanized			Plain			Hot Dipped Galvanized		
	Part No.	Bulk Qty.	UOM /100	Part No.	Bulk Qty.	UOM /100	Part No.	Bulk Qty.	UOM /100	Part No.	Bulk Qty.	UOM /100	Part No.	Bulk Qty.	UOM /100	Part No.	Bulk Qty.	UOM /100
2"													19271	180	^—	19371	180	^—
2-1/4"	0129015	170	—				19570	275	—	19794	275	—	19272	170	—	19372	170	—
2-1/2"	42641	160	—	0129031	160	—	19571	250	—	19795	250	—	19273	160	—	19373	160	—
2-3/4"	42642	150	—	0129032	150	—	19572	225	—	91482	225	—	19274	150	—	19374	150	—
3"	42643	140	—	0129033	140	—	19573	225	—	19797	225	—	19275	140	—	19375	140	—
3-1/4"	0129016	140	—				19574	200	—	19798	200	—	19276	140	—	19376	140	—
3-1/2"	42644	125	—	0129034	125	—	19575	175	—	19800	175	—	19277	125	—	19377	125	—
3-3/4"							19576	175	—	19832	175	—	19278	120	—	19378	120	—
4"	42645	115	—	0129035	115	—	19577	175	—	19833	175	—	19279	115	—	19379	115	—
4-1/4"							19578	150	—	19834	150	—	19399	110	—	19380	110	—
4-1/2"	42646	110	—	0129036	110	—	19579	150	—	19835	150	—	19281	110	—	19381	110	—
4-3/4"							19580	130	—	19836	130	—	19398	110	—	19197	110	—
5"							19581	100	—	19837	130	—	19283	100	—	19383	100	—
5-1/2"							19582	110	—	19838	110	—	19284	95	—	19384	95	—
6"							19583	105	—	19839	105	—	19285	85	—	19385	85	—
6-1/2"							19585	100	—	19841	100	—	19282	75	—	19382	75	—
7"							91483	90	—	91484	90	—	19198	70	—	19001	70	—
7-1/2"													19199	65	—	19002	70	—
8"													19286	60	—	19386	60	—

1-1/8" -7 Diameter
Wrench Size: 1-13/16"

Length	U.S.A. Bolt Only			North American Bolt and Nut					
	Plain			Plain			Hot Dipped Galvanized		
	Part No.	Bulk Qty.	UOM /100	Part No.	Bulk Qty.	UOM /100	Part No.	Bulk Qty.	UOM /100
2-3/4"	91492	170	^—						
3"	19588	170	—	19084	100	—	19395	100	—
3-1/4"	91493	160	—	19095	100	—	19416	100	—
3-1/2"	19589	135	—	19064	100	—	19065	100	—
3-3/4"	19590	135	—	19288	90	—	19388	90	—
4"	19591	125	—	19289	90	—	19389	90	—
4-1/2"	19592	115	—	19067	80	—	19068	80	—
4-3/4"	91495	110	—	19207	80	—	19418	80	—
5"	19593	105	—	19290	80	—	19390	80	—
5-1/2"	19594	90	—	19291	70	—	19391	70	—
6"	19595	85	—	19201	70	—	19070	70	—
6-1/2"	19596	75	—	19200	60	—	19468	60	—
7"	19597	70	—	19202	60	—	19498	60	—
7-1/2"	19598	70	—	19203	50	—	19086	50	—
8"	91497	60	—	19205	50	—			

If its not on our shelf...we'll make it!
Ask the local store to quote your threaded and machined parts.

Structural Bolts

Structural Bolts Cont.

ASTM A325 Structural Bolts Cont.

1-1/4" -7 Diameter
Wrench Size: 2"

Made in USA

	North American Bolt and Nut						U.S.A. Bolt Only					
	Plain			Hot Dipped Galvanized			Plain			Hot Dipped Galvanized		
Length	Part No.	Bulk Qty.	UOM /100	Part No.	Bulk Qty.	UOM /100	Part No.	Bulk Qty.	UOM /100	Part No.	Bulk Qty.	UOM /100
3"	19300	80	—	19100	80	—	19164	130	—	19882	130	—
3-1/4"	19297	80	—	19101	80	—	19165	125	—	19883	125	—
3-1/2"	19295	80	—	19102	80	—	19167	120	—	19884	120	—
3-3/4"	19298	70	—	19103	70	—	19168	110	—	19897	110	—
4"	19292	70	—	19392	70	—	19169	100	—	19898	100	—
4-1/2"	19293	65	—	19393	65	—	19170	90	—	19899	90	—
5"	19294	60	—	19394	60	—	19171	85	—	19991	85	—
5-1/2"	19104	55	—	19105	55	—	19184	75	—	19992	75	—
6"	19296	55	—	19396	55	—	19185	70	—	19993	70	—
6-1/2"	19005	50	—	19616	50	—	91505	65	—			
7"	19299	45	—	19106	45	—	19186	55	—	19994	55	—
7-1/2"	19006	40	—	19617	40	—	91506	50	—			
8"	19007	40	—	19108	40	—	91507	50	—			
9"							91509	40	—			

ASTM A325 Structural Bolts
Yellow Zinc

1/2"-13 Diameter
Wrench Size: 7/8"

Length	Case Qty.	Part No.	UOM /100
1-1/4"	1200	0131152	^—

5/8"-11 Diameter
Wrench Size: 1-1/16

Length	Case Qty.	Part No.	UOM /100
1-1/2"	650	0131154	^—
1-3/4"	600	0131155	—
2"	550	0131156	—

3/4"-10 Diameter
Wrench Size: 1-1/4

Length	Case Qty.	Part No.	UOM /100
1-3/4"	375	0131158	^—
2"	350	0131159	—
2-1/4"	320	0131160	—
2-1/2"	300	0131161	—
2-3/4"	250	0131162	—

ASTM A490 Structural Bolts with Nuts

5/8"-11 Diameter

Length	Pkg. Qty.	Case Qty.	Part No.	UOM /100
1-1/2"	10	650	19419	^—
1-3/4"	10	600	19420	—
2"	5	550	19421	—
2-1/4"	5	500	19422	—
2-1/2"	5	450	19423	—
2-3/4"	5	425	19424	—
3"	5	400	19425	—
3-1/4"	5	400	19426	—
3-1/2"	5	350	19427	—
3-3/4"	5	325	19401	—
4"	1	300	19402	—
4-1/4"	1	250	19403	—
4-1/2"	1	250	19404	—
5"	1	200	19405	—
5-1/2"	1	200	19406	—
6"	1	175	19407	—

3/4"-10 Diameter
Wrench Size: 1-1/4"

Length	Pkg. Qty.	Case Qty.	Part No.	UOM /100
1-1/2"	10	400	19429	^—
1-3/4"	10	375	19430	—
2"	5	350	19431	—
2-1/4"	5	325	19432	—
2-1/2"	5	300	19433	—
2-3/4"	5	275	19434	—
3"	5	250	19435	—
3-1/2"	5	225	19437	—
4"	1	200	19439	—
4-1/2"	1	175	19441	—

7/8"-9 Diameter
Wrench Size: 1-7/16"

Length	Pkg. Qty.	Case Qty.	Part No.	UOM /100
1-3/4"	10	250	19450	^—
2"	5	250	19451	—
2-1/4"	5	225	19452	—
2-1/2"	5	200	19453	—
3"	5	175	19455	—
3-1/2"	5	175	19457	—
4"	1	150	19459	—
4-1/2"	1	125	19461	—

1"-8 Diameter
Wrench Size: 1-5/8"

Length	Pkg. Qty.	Case Qty.	Part No.	UOM /100
2"	1	180	19471	^—
2-1/4"	1	170	19472	—
2-1/2"	1	160	19473	—
2-3/4"	1	150	19474	—
3"	1	140	19475	—
3-1/2"	1	125	19477	—
4"	1	115	19479	—
4-1/2"	1	110	19481	—
5"	1	100	19483	—
5-1/2"	1	95	19484	—
6"	1	85	19485	—

1-1/8"-7 Diameter
Wrench Size: 1-13/16"

Length	Pkg. Qty.	Case Qty.	Part No.	UOM /100
3"	1	100	19497	^—
3-1/2"	1	100	19487	—
4"	1	90	19489	—
4-1/2"	1	80	19069	—
5"	1	80	19490	—

1-1/4"-7 Diameter
Wrench Size: 2"

Length	Pkg. Qty.	Case Qty.	Part No.	UOM /100
4"	1	70	19492	^—
4-1/2"	1	65	19493	—
5"	1	60	19494	—
6"	1	55	19496	—

Structural Bolts Cont.

Grade A490 Structural Bolts without Nuts

Made In USA

5/8"-11 Diameter
Wrench Size: 1-1/16"

Length	Pkg. Qty.	Case Qty.	Part No.	UOM /100
1-1/2"	10	1050	91531	^
1-3/4"	10	900	91532	—
2"	5	875	91533	—
2-1/4"	5	775	91534	—
2-1/2"	5	725	91535	—
3"	5	600	91537	—

3/4"-10 Diameter
Wrench Size: 1-1/4"

Length	Pkg. Qty.	Case Qty.	Part No.	UOM /100
1-1/2"	10	650	91551	^
1-3/4"	10	650	91552	—
2"	5	550	91553	—
2-1/4"	5	525	91554	—
2-1/2"	5	475	91555	—
2-3/4"	5	425	91556	—
3"	5	400	91557	—
3-1/4"	5	375	91558	—
3-1/2"	5	350	91559	—
4"	1	300	91561	—
4-1/2"	1	275	91563	—
5"	1	225	91565	—
5-1/2"	1	225	91567	—
6"	1	200	91569	—

7/8"-9 Diameter
Wrench Size: 1-7/16"

Length	Pkg. Qty.	Case Qty.	Part No.	UOM /100
2"	5	425	91579	^
2-1/4"	5	375	91580	—
2-1/2"	5	350	91581	—
2-3/4"	5	325	91582	—
3"	5	300	91583	—
3-1/4	5	275	91584	—
3-1/2	1	250	91585	—
4"	1	225	91587	—
4-1/2"	1	200	91589	—
5"	1	175	91591	—
5-1/2"	1	150	91593	—
6"	1	135	91595	—

1"-8 Diameter
Wrench Size: 1-5/8"

Length	Pkg. Qty.	Case Qty.	Part No.	UOM /100
2"	1	300	91604	^
2-1/4"	1	275	91605	—
2-1/2"	1	250	91606	—
2-3/4"	1	225	91607	—
3"	1	225	91608	—
3-1/4"	1	200	91609	—
3-1/2"	1	175	91610	—
3-3/4"	1	175	91611	—
4"	1	175	91612	—
4-1/4"	1	150	91613	—
4-1/2"	1	150	91614	—
4-3/4"	1	130	91615	—
5"	1	130	91616	—
5-1/4"	1	110	91617	—
5-1/2"	1	110	91618	—
6"	1	105	91620	—
6-1/2"	1	100	91622	—
7"	1	90	91624	—

1-1/8"-7 Diameter
Wrench Size: 1-13/16"

Length	Pkg. Qty.	Case Qty.	Part No.	UOM /100
2-1/2"	1	170	91635	^
2-3/4"	1	170	91636	—
3"	1	170	91637	—
3-1/4"	1	160	91638	—
3-1/2"	1	135	91639	—
3-3/4"	1	135	91640	—
4"	1	125	91641	—
4-1/2"	1	115	91643	—
5"	1	105	91645	—
5-1/2"	1	90	91646	—
6"	1	85	91647	—

1-1/4"-7 Diameter
Wrench Size: 2"

Length	Pkg. Qty.	Case Qty.	Part No.	UOM /100
2-1/2"	1	130	91659	^
2-3/4"	1	130	91660	—
3"	1	130	91661	—
3-1/2"	1	120	91663	—
3-3/4"	1	110	91664	—
4"	1	100	91665	—
4-1/4"	1	95	91666	—
4-1/2"	1	90	91667	—
4-3/4"	1	85	91668	—
5"	1	85	91669	—
5-1/2"	1	75	91670	—
6"	1	70	91671	—
6-1/2"	1	65	91672	—
7"	1	55	91673	—
8"	1	50	91675	—

Tension Control Bolts

Grade A325 Tension Control Bolts
North American
Nut and Washer
Assembly-Plain

3/4"-10 Diameter

Length	Case Qty.	Plain Part No.	Plain UOM /100	Mechanical Galvanized Part No.	Mechanical Galvanized UOM /100
1-3/4"	300	91400	^	0161533	^
2"	280	91401	—	0161534	—
2-1/4"	270	91402	—	0161535	—
2-1/2"	250	91403	—	0161536	—
2-3/4"	250	91404	—	0161537	—
3"	240	91405	—	0161538	—
3-1/4"	230	91406	—	0161539	—
3-1/2"	220	91407	—	0161540	—
3-3/4"	200	91408	—	0161541	—
4"	190	91409	—	0161542	—
4-1/2"	180	91411	—	0161544	—
5"	160	91413	—	0161546	—
5-1/2"	150	91414	—	0161547	—
6"	140	91415	—	0161548	—

7/8"-9 Diameter

Length	Case Qty.	Part No.	UOM /100
2"	200	91416	^
2-1/4"	190	91417	—
2-1/2"	180	91418	—
2-3/4"	180	91419	—
3"	170	91420	—
3-1/4"	160	91421	—
3-1/2"	150	91422	—
3-3/4"	140	91423	—
4"	100	91424	—
4-1/2"	100	91426	—
5"	90	91428	—
6"	80	91430	—

1"-8 Diameter

Length	Case Qty.	Part No.	UOM /100
2-1/4"	120	91431	^
2-1/2"	120	91432	—
2-3/4"	120	91433	—
3"	120	91434	—
3-1/4"	120	91435	—
3-1/2"	110	91436	—
3-3/4"	110	91437	—
4"	100	91438	—
4-1/4"	100	91439	—
4-1/2"	100	91440	—
4-3/4"	90	91441	—
5"	90	91442	—
5-1/2"	80	91443	—
6"	80	91444	—

Grade A325 Tension Control Bolts
Globally Sourced
Nut and Washer
Assembly-Plain

3/4"-10 Diameter

Length	Case Qty.	Part No.	UOM /100
1-3/4"	310	0122758	^
2"	300	0122759	—
2-1/4"	290	0122760	—
2-1/2"	270	0122761	—
2-3/4"	250	0129037	—
3"	220	0129038	—

7/8"-9 Diameter

Length	Case Qty.	Part No.	UOM /100
2"	200	0128510	—
2-1/4"	190	0128511	—
2-1/2"	180	0128512	—
2-3/4"	180	0129039	—

1"-8 Diameter

Length	Case Qty.	Part No.	UOM /100
2-1/4"	140	0129040	—
2-1/2"	130	0129041	—
2-3/4"	130	0129042	—
3"	120	0129043	—
3-1/4"	120	0129044	—
3-1/2"	110	0129045	—

12 Point Flange Screws - Coarse/Fine Thread

12 Point Flange Screws - Coarse Thread

12 Point Flange Screws
(Counterbore Screws, Ferry Cap Screws)
Plain
Tensile Strength 170,000 psi (Min.)

1/4"-20 Diameter

Length	Pkg. Qty.	Case Qty.	Part No.	UOM /100
1/2"	100	4500	22851	^
3/4"	100	3500	22852	—
7/8"	100	3500	22831	—
1"	100	3000	22853	—
1-1/4"	100	2500	22832	—
1-1/2"	100	2250	22833	—
1-3/4"	100	2000	22834	—
2"	50	1750	22835	—
2-1/4"	50	1500	22836	—
2-1/2"	50	1500	22837	—
2-3/4"	50	1500	22838	—
3"	50	1250	22839	—

5/16"-18 Diameter

Length	Pkg. Qty.	Case Qty.	Part No.	UOM /100
1/2"	100	2500	22841	^
3/4"	100	2250	22856	—
7/8"	100	2000	22842	—
1"	100	2000	22857	—
1-1/4"	100	1500	22858	—
1-1/2"	100	1500	22859	—
1-3/4"	100	1250	22843	—
2"	50	1100	22844	—
2-1/4"	50	1000	22845	—
2-1/2"	50	900	22846	—
2-3/4"	50	850	22847	—
3"	50	800	22848	—

3/8"-16 Diameter

Length	Pkg. Qty.	Case Qty.	Part No.	UOM /100
3/4"	50	1250	22863	^
7/8"	50	1250	22850	—
1"	50	1250	22864	—
1-1/4"	50	1000	22865	—
1-1/2"	50	900	22866	—
1-3/4"	50	850	22867	—
2"	25	700	22868	—
2-1/4"	25	650	22854	—
2-1/2"	25	600	22869	—
2-3/4"	25	550	22855	—
3"	25	550	22860	—
3-1/2"	25	500	0161196	—
4"	25	450	0161198	—
4-1/2"	10	400	0161200	—
5"	10	400	0161201	—

7/16"-14 Diameter

Length	Pkg. Qty.	Case Qty.	Part No.	UOM /100
1"	25	850	22872	^
1-1/2"	25	700	22873	—
1-3/4"	25	600	22870	—
2"	10	550	22871	—
2-1/4"	10	500	22874	—
2-1/2"	10	450	22875	—
2-3/4"	10	400	22881	—
3"	10	400	22882	—
3-1/2"	10	300	0161207	—

1/2"-13 Diameter

Length	Pkg. Qty.	Case Qty.	Part No.	UOM /100
3/4"	25	600	0161214	^
1"	25	600	0161216	—
1-1/4"	25	550	22886	—
1-1/2"	25	500	22876	—
1-3/4"	25	450	22888	—
2"	10	400	22877	—
2-1/4"	10	350	22893	—
2-1/2"	10	300	22878	—
2-3/4"	10	300	22894	—
3"	10	275	22879	—
3-1/4"	10	275	22896	—
3-1/2"	10	225	22897	—
4"	5	200	22880	—
5"	5	175	22899	—
6"	5	150	22901	—

5/8"-11 Diameter

Length	Pkg. Qty.	Case Qty.	Part No.	UOM /100
1-1/4"	10	300	22902	^
1-1/2"	10	300	22903	—
1-3/4"	10	250	22904	—
2"	5	250	22883	—
2-1/4"	5	200	22884	—
2-1/2"	5	200	22885	—
2-3/4"	5	175	22905	—
3"	5	175	22906	—
3-1/2"	5	150	22908	—
4"	1	125	22909	—
4-1/2"	1	125	22910	—
5"	1	100	22911	—
6"	1	100	22913	—

3/4"-10 Diameter

Length	Pkg. Qty.	Case Qty.	Part No.	UOM /100
1-1/4"	10	200	22914	^
1-1/2"	10	175	22889	—
1-3/4"	10	175	22915	—
2"	5	150	22890	—
2-1/4"	5	150	22891	—
2-1/2"	5	125	22892	—
2-3/4"	5	125	22916	—
3"	5	110	22917	—
3-1/4"	5	110	22918	—
3-1/2"	5	100	22919	—
4"	1	90	22920	—
4-1/2"	1	80	22921	—
5"	1	75	22922	—
6"	1	60	22924	—
6-1/2"	1	60	22925	—
7"	1	60	22926	—

7/8"-9 Diameter

Length	Pkg. Qty.	Case Qty.	Part No.	UOM /100
2"	1	100	0161236	^
2-1/2"	1	90	0161238	—
2-3/4"	1	90	0161239	—
3"	1	80	0161240	—
3-3/4"	1	75	0161243	—
4-1/2"	1	75	0161246	—
5"	1	60	0161247	—
5-1/2"	1	50	0161248	—
6"	1	45	0161249	—

1"-8 Diameter

Length	Pkg. Qty.	Case Qty.	Part No.	UOM /100
2"	1	70	22927	^
2-1/4"	1	70	22928	—
2-1/2"	1	65	22895	—
2-3/4"	1	60	22929	—
3"	1	60	22930	—
3-1/2"	1	50	22932	—
4"	1	45	22933	—
4-1/2"	1	40	22934	—
5"	1	40	22935	—
6"	1	35	22937	—

12 Point Flange Screws - Fine Thread

12 Point Flange Screws
(Counterbore Screws, Ferry Cap Screws)
Plain
Tensile Strength 170,000 psi (Min.)

1/4"-28 Diameter

Length	Pkg. Qty.	Case Qty.	Part No.	UOM /100
1/2"	100	4500	0161308	^
5/8"	100	3500	0161309	—
3/4"	100	3500	0161310	—
7/8"	100	3000	0161311	—
1"	100	2500	0161312	—
1-1/4"	100	2250	0161313	—
1-1/2"	100	2000	0161314	—
1-3/4"	100	2000	0161315	—
2"	50	1750	0161316	—
2-1/4"	50	1500	0161317	—
2-1/2"	50	1500	0161318	—
2-3/4"	50	1500	0161319	—
3"	50	1250	0161320	—

5/16"-24 Diameter

Length	Pkg. Qty.	Case Qty.	Part No.	UOM /100
1/2"	100	2500	0161321	^
5/8"	100	2500	0161322	—
3/4"	100	2250	0161323	—
7/8"	100	2000	0161324	—
1"	100	2000	0161325	—
1-1/4"	100	1500	0161326	—
1-1/2"	100	1500	0161327	—
1-3/4"	100	1250	0161328	—
2"	50	1100	0161329	—
2-1/4"	50	1000	0161330	—
2-1/2"	50	900	0161331	—
2-3/4"	50	850	0161332	—
3"	50	800	0161333	—
3-1/4"	50	800	0161334	—
3-1/2"	50	750	0161335	—
3-3/4"	50	700	0161336	—
4"	50	700	0161337	—

12 Point Flange Screws - Fine Thread Cont.

3/8"-24 Diameter

Length	Pkg. Qty.	Case Qty.	Part No.	UOM /100
5/8"	50	1250	0161338	^
3/4"	50	1250	0161339	—
7/8"	50	1250	0161340	—
1"	50	1250	0161341	—
1-1/4"	50	1000	0161342	—
1-1/2"	50	900	0161343	—
1-3/4"	50	850	0161344	—
2"	25	700	0161345	—
2-1/4"	25	650	0161346	—
2-1/2"	25	600	0161347	—
2-3/4"	25	550	0161348	—
3"	25	550	0161349	—
3-1/4"	25	500	0161350	—
3-1/2"	25	500	0161351	—
3-3/4"	25	450	0161352	—
4"	25	450	0161353	—
4-1/4"	10	400	0161354	—
4-1/2"	10	400	0161355	—
5"	10	400	0161356	—

7/16"-20 Diameter

Length	Pkg. Qty.	Case Qty.	Part No.	UOM /100
5/8"	25	850	0161357	^
3/4"	25	850	0161358	—
7/8"	25	850	0161359	—
1"	25	850	0161360	—
1-1/4"	25	850	0161361	—
1-1/2"	25	850	0161362	—
1-3/4"	25	850	0161363	—
2"	10	550	0161364	—
2-1/4"	10	500	0161365	—
2-1/2"	10	450	0161366	—
2-3/4"	10	400	0161367	—
3"	10	400	0161368	—
3-1/4"	10	400	0161369	—
3-1/2"	10	400	0161370	—
3-3/4"	10	400	0161371	—
4"	10	375	0161372	—
4-1/4"	10	375	0161373	—
4-1/2"	10	375	0161374	—
5"	10	350	0161375	—

1/2"-20 Diameter

Length	Pkg. Qty.	Case Qty.	Part No.	UOM /100
5/8"	25	600	0161376	^
3/4"	25	600	0161377	—
7/8"	25	600	0161378	—
1"	25	600	0161379	—
1-1/4"	25	600	0161380	—
1-3/4"	25	600	0161382	—
2"	10	400	0161383	—
2-1/4"	10	350	0161384	—
2-1/2"	10	350	0161385	—
2-3/4"	10	300	0161386	—
3"	10	275	0161387	—
3-1/4"	10	275	0161388	—
3-1/2"	10	225	0161389	—
3-3/4"	10	225	0161390	—
4"	5	200	0161391	—
4-1/4"	5	200	0161392	—
4-1/2"	5	200	0161393	—
5"	5	175	0161394	—
5-1/2"	5	175	0161395	—
6"	5	150	0161396	—
6-1/2"	5	150	0161397	—
7"	5	125	0161398	—
7-1/2"	5	125	0161399	—
8"	5	100	0161400	—

5/8"-18 Diameter

Length	Pkg. Qty.	Case Qty.	Part No.	UOM /100
1"	10	300	0161401	^
1-1/4"	10	300	0161402	—
1-1/2"	10	300	0161403	—
1-3/4"	10	250	0161404	—
2"	5	250	0161405	—
2-1/4"	5	200	0161406	—
2-1/2"	5	200	0161407	—
2-3/4"	5	175	0161408	—
3"	5	175	0161409	—
3-1/4"	5	175	0161410	—
3-1/2"	5	150	0161411	—
3-3/4"	5	150	0161412	—
4"	1	125	0161413	—
4-1/4"	1	125	0161414	—
4-1/2"	1	125	0161415	—
5"	1	100	0161416	—
5-1/2"	1	100	0161417	—
6"	1	100	0161418	—
6-1/2"	1	100	0161419	—
7"	1	75	0161420	—
7-1/2"	1	75	0161421	—
8"	1	75	0161422	—

3/4"-16 Diameter

Length	Pkg. Qty.	Case Qty.	Part No.	UOM /100
1-1/4"	10	200	0161423	^
1-1/2"	10	175	0161424	—
1-3/4"	10	175	0161425	—
2"	5	150	0161426	—
2-1/4"	5	150	0161427	—
2-1/2"	5	125	0161428	—
2-3/4"	5	125	0161429	—
3"	5	110	0161430	—
3-1/4"	5	110	0161431	—
3-1/2"	5	100	0161432	—
3-3/4"	5	100	0161433	—
4"	1	90	0161434	—
4-1/4"	1	90	0161435	—
4-1/2"	1	80	0161436	—
5"	1	75	0161437	—
5-1/2"	1	70	0161438	—
6"	1	60	0161439	—
6-1/2"	1	60	0161440	—
7"	1	60	0161441	—
7-1/2"	1	50	0161442	—
8"	1	50	0161443	—

7/8"-14 Diameter

Length	Pkg. Qty.	Case Qty.	Part No.	UOM /100
1-1/2"	1	150	0161444	^
1-3/4"	1	150	0161445	—
2"	1	100	0161446	—
2-1/4"	1	100	0161447	—
2-1/2"	1	90	0161448	—
2-3/4"	1	90	0161449	—
3"	1	80	0161450	—
3-1/4"	1	80	0161451	—
3-1/2"	1	80	0161452	—
3-3/4"	1	75	0161453	—
4"	1	75	0161454	—
4-1/4"	1	75	0161455	—
4-1/2"	1	60	0161456	—
5"	1	60	0161457	—
5-1/2"	1	50	0161458	—
6"	1	45	0161459	—
6-1/2"	1	40	0161460	—
7"	1	35	0161461	—
7-1/2"	1	30	0161462	—
8"	1	25	0161463	—

1"-14 Diameter

Length	Pkg. Qty.	Case Qty.	Part No.	UOM /100
2"	1	70	0161464	^
2-1/4"	1	70	0161465	—
2-1/2"	1	65	0161466	—
2-3/4"	1	60	0161467	—
3"	1	60	0161468	—
3-1/4"	1	60	0161469	—
3-1/2"	1	50	0161470	—
3-3/4"	1	50	0161471	—
4"	1	45	0161472	—
4-1/4"	1	45	0161473	—
4-1/2"	1	40	0161474	—
5"	1	40	0161475	—
5-1/2"	1	40	0161476	—
6"	1	35	0161477	—
6-1/2"	1	35	0161478	—
7"	1	30	0161479	—
7-1/2"	1	30	0161480	—
8"	1	25	0161481	—

Flange Bolts - Case Hardened

Flange Bolts-Case Hardened

Serrated Under Head
Coarse Thread
Zinc Plated

4-40 Diameter

Length	Pkg. Qty.	Case Qty.	Part No.	UOM /100
1/4"	100	2500	0148108	^
1/2"	100	2500	0148109	—

6-32 Diameter

Length	Pkg. Qty.	Case Qty.	Part No.	UOM /100
1/4"	100	2500	0148110	^
5/16"	100	2500	0148111	—
3/8"	100	2500	0148112	—
1/2"	100	2500	0148113	—
5/8"	100	2500	0148114	—
3/4"	100	2500	0148115	—
1"	100	2500	0148116	—

Flange Bolts

Flange Bolts - Case Hardened Cont.

8-32 Diameter

Length	Pkg. Qty.	Case Qty.	Part No.	UOM /100
1/4"	100	2500	0148117	^
5/16"	100	2500	0148118	—
3/8"	100	2500	0148119	—
1/2"	100	2500	0148120	—
5/8"	100	2500	0148121	—
3/4"	100	2500	0148122	—
1"	100	2500	0148123	—
1-1/2"	100	2500	0148124	—

10-24 Diameter

Length	Pkg. Qty.	Case Qty.	Part No.	UOM /100
1/4"	100	2500	0148125	^
3/8"	100	2500	0148126	—
1/2"	100	2500	0148127	—
5/8"	100	2500	0148128	—
3/4"	100	2500	0148129	—
1"	100	2500	0148130	—
1-1/4"	100	2500	0148131	—
1-1/2"	100	2500	0148132	—
2"	100	2500	0148133	—
3"	100	2500	0148134	—

10-32 Diameter

Length	Pkg. Qty.	Case Qty.	Part No.	UOM /100
1/4"	100	2500	0148135	^
5/16"	100	2500	0148137	—
1/2"	100	2500	0148138	—
5/8"	100	2500	0148139	—
3/4"	100	2500	0148140	—
7/8"	100	2500	0148141	—
1"	100	2500	0148142	—
1-1/4"	100	2500	0148143	—
1-1/2"	100	2500	0148144	—

12-24 Diameter

Length	Pkg. Qty.	Case Qty.	Part No.	UOM /100
1/2"	100	2500	0148145	^
3/4"	100	2500	0148146	—

1/4"-20 Diameter

Length	Pkg. Qty.	Case Qty.	Part No.	UOM /100
3/8"	100	3000	19900	^
1/2"	100	3000	19901	—
9/16"	100	2500	0148147	—
5/8"	100	2500	19902	—
3/4"	100	2500	19903	—
7/8"	100	3000	19904	—
1"	100	2500	19905	—
1-1/8"	100	2000	0148148	—
1-1/4"	100	2000	19906	—
1-1/2"	100	1500	19907	—
1-3/4"	100	1500	19908	—
2"	50	1400	19909	—
2-1/4"	50	1300	19910	—
2-1/2"	50	1200	19911	—
2-3/4"	50	1000	19912	—
3"	50	800	19913	—
3-1/2"	50	550	0148149	—
4"	25	450	0148150	—
5"	25	400	0148151	—

5/16"-18 Diameter

Length	Pkg. Qty.	Case Qty.	Part No.	UOM /100
3/8"	100	2200	0148154	^
1/2"	100	1950	19914	—
5/8"	100	1750	19915	—
3/4"	100	1500	19916	—
7/8"	100	1500	19917	—
1"	100	1250	19918	—
1-1/4"	100	1400	19919	—
1-1/2"	100	1000	19920	—
1-3/4"	100	1000	19921	—
2"	50	1000	19922	—
2-1/4"	50	900	19923	—
2-1/2"	50	900	19924	—
2-3/4"	50	1200	19925	—
3"	50	800	19926	—
3-1/2"	50	450	0148155	—
4"	25	400	0148156	—
5"	25	250	0148157	—

3/8"-16 Diameter

Length	Pkg. Qty.	Case Qty.	Part No.	UOM /100
3/8"	50	1400	0148161	^
1/2"	50	1350	19927	—
5/8"	50	1300	19928	—
3/4"	50	1400	19929	—
7/8"	50	1000	19930	—
1"	50	1000	19931	—
1-1/4"	50	900	19932	—
1-1/2"	50	750	19933	—
1-3/4"	50	600	19934	—
2"	25	500	19935	—
2-1/4"	25	500	19936	—
2-1/2"	25	400	19937	—
2-3/4"	25	300	19938	—
3"	25	300	19939	—
3-1/4"	25	300	0148162	—
3-1/2"	25	300	0148163	—
4"	10	250	0148164	—

7/16"-14 Diameter

Length	Pkg. Qty.	Case Qty.	Part No.	UOM /100
1/2"	25	800	19940	^
5/8"	25	800	19941	—
3/4"	25	600	19942	—
7/8"	25	600	19943	—
1"	25	600	19944	—
1-1/4"	25	500	19945	—
1-1/2"	25	500	19946	—
1-3/4"	25	400	19947	—
2"	10	300	19948	—
2-1/4"	10	300	19949	—
2-1/2"	10	300	19950	—
2-3/4"	10	300	19951	—
3"	10	300	19952	—

1/2"-13 Diameter

Length	Pkg. Qty.	Case Qty.	Part No.	UOM /100
1/2"	25	500	19953	^
5/8"	25	500	19954	—
3/4"	25	500	19955	—
7/8"	25	500	19956	—
1"	25	500	19957	—
1-1/4"	25	450	19958	—
1-1/2"	25	450	19959	—
1-3/4"	25	400	19960	—
2"	10	400	19961	—
2-1/4"	10	400	19962	—
2-1/2"	10	400	19963	—
2-3/4"	10	400	19964	—
3"	10	300	19965	—
3-1/2"	10	150	0148169	—
4"	5	150	0148170	—
6"	5	100	0148171	—

Flange Bolts - SAE Grade 8.2 Serrated

SAE Grade 8.2 Flange Bolts
Serrated Under Head
Coarse Thread - Zinc Plated

1/4"-20 Diameter

Length	Pkg. Qty.	Case Qty.	Part No.	UOM /100
3/8"	100	2000	19600	^
1/2"	100	3000	19601	—
5/8"	100	3000	19602	—
3/4"	100	2800	19603	—
7/8"	100	2600	19604	—
1"	100	2600	19605	—
1-1/4"	100	2500	19607	—
1-1/2"	100	1900	19609	—
1-3/4"	100	1700	19610	—
2"	50	1200	19611	—
2-1/4"	50	1100	19612	—
2-1/2"	50	1000	19613	—
2-3/4"	50	900	19614	—
3"	50	850	19615	—

5/16"-18 Diameter

Length	Pkg. Qty.	Case Qty.	Part No.	UOM /100
1/2"	100	2000	19651	^
5/8"	100	1800	19652	—
3/4"	100	1500	19653	—
7/8"	100	1500	19654	—
1"	100	1400	19655	—
1-1/4"	100	1200	19657	—
1-1/2"	100	1000	19659	—
1-3/4"	100	850	19660	—
2"	50	775	19661	—
2-1/4"	50	700	19662	—
2-1/2"	50	700	19663	—
2-3/4"	50	600	19664	—
3"	50	600	19665	—

Flange Bolts - SAE Grade 8.2 Serrated Cont.

3/8"-16 Diameter

Length	Pkg. Qty.	Case Qty.	Part No.	UOM /100
1/2"	50	1000	19701	^
5/8"	50	1200	19702	—
3/4"	50	1000	19703	—
7/8"	50	1000	19704	—
1"	50	1000	19705	—
1-1/4"	50	800	19707	—
1-1/2"	50	700	19709	—
1-3/4"	50	850	19710	—
2"	25	500	19711	—
2-1/4"	25	500	19712	—
2-1/2"	25	500	19713	—
2-3/4"	25	400	19714	—
3"	25	375	19715	—

7/16-14 Diameter

Length	Pkg. Qty.	Case Qty.	Part No.	UOM /100
1/2"	25	700	19751	^
5/8"	25	700	19752	—
3/4"	25	600	19753	—
7/8"	25	600	19754	—
1"	25	600	19755	—
1-1/4"	25	600	19757	—
1-1/2"	25	500	19759	—
1-3/4"	25	500	19760	—
2"	10	400	19761	—
2-1/4"	10	400	19762	—
2-1/2"	10	300	19763	—
2-3/4"	10	300	19764	—
3"	10	300	19765	—

Flange Bolts - SAE Grade 8.2

SAE Grade 8.2 Flange Bolts
Serrated Under Head
Fine Thread - Zinc Plated

1/4"-28 Diameter

Length	Pkg. Qty.	Case Qty.	Part No.	UOM /100
1/2"	100	3000	19621	^
5/8"	100	3000	19622	—
3/4"	100	2800	19623	—
7/8"	100	2600	19624	—
1"	100	2600	19625	—
1-1/4"	100	2500	19627	—
1-1/2"	100	1900	19629	—
1-3/4"	100	1700	19630	—
2"	50	1200	19631	—

5/16"-24 Diameter

Length	Pkg. Qty.	Case Qty.	Part No.	UOM /100
1/2"	100	2000	19671	^
1"	100	1400	19675	—
1-1/2"	100	1000	19679	—

3/8"-24 Diameter

Length	Pkg. Qty.	Case Qty.	Part No.	UOM /100
5/8"	50	1200	19722	^
3/4"	50	1000	19723	—
1"	50	1000	19725	—
1-1/4"	50	800	19727	—
1-1/2"	50	700	19729	—

7/16"-20 Diameter

Length	Pkg. Qty.	Case Qty.	Part No.	UOM /100
1/2"	25	700	19771	^
5/8"	25	700	19772	—
3/4"	25	600	19773	—
7/8"	25	600	19774	—
1"	25	600	19775	—
1-1/4"	25	600	19777	—
1-1/2"	25	500	19779	—
1-3/4"	25	500	19780	—
2"	10	400	19781	—

Flange Bolts

SAE Grade 8 Flange Bolts
Coarse Thread
Black Phosphate & Oiled

1/2"-13 Diameter

Length	Pkg. Qty.	Case Qty.	Part No.	UOM /100
3/4"	25	500	19803	^
7/8"	25	500	19804	—
1"	25	450	19805	—
1-1/4"	25	375	19807	—
1-1/2"	25	350	19809	—
1-3/4"	25	300	19810	—
2"	10	275	19811	—
2-1/4"	10	250	19812	—
2-1/2"	10	225	19813	—
2-3/4"	10	200	19814	—
3"	10	200	19815	—

5/8"-11 Diameter

Length	Pkg. Qty.	Case Qty.	Part No.	UOM /100
1-1/4"	10	200	19857	^
1-1/2"	10	200	19859	—
1-3/4"	10	175	19860	—
2"	5	150	19861	—
2-1/4"	5	150	19862	—
2-1/2"	5	150	19863	—
2-3/4"	5	125	19864	—
3"	5	125	19865	—

3/4"-10 Diameter

Length	Pkg. Qty.	Case Qty.	Part No.	UOM /100
2"	5	120	19888	^
2-1/4"	5	100	19889	—
2-1/2"	5	100	19890	—
2-3/4"	5	90	19891	—
3"	5	90	19892	—
3-1/4"	5	80	19893	—
3-1/2"	5	80	19894	—
3-3/4"	5	70	19895	—
4"	1	70	19896	—

SAE Grade 8 Flange Bolts
Fine Thread
Black Phosphate & Oiled

1/2"-20 Diameter

Length	Pkg. Qty.	Case Qty.	Part No.	UOM /100
1/2"	25	500	19821	^
3/4"	25	500	19823	—
1"	25	450	19825	—
1-1/4"	25	375	19827	—
1-1/2"	25	350	19829	—
2"	10	275	19831	—
2-1/4"	10	250	0142798	—
2-1/2"	10	225	0142799	—
2-3/4"	10	200	0142800	—
3"	10	200	0142801	—
3-1/2"	10	200	0142802	—
4"	5	150	0142803	—
4-1/2"	5	150	0142804	—
5"	5	150	0142805	—

5/8"-18 Diameter

Length	Pkg. Qty.	Case Qty.	Part No.	UOM /100
1/2"	15	250	19871	^
1"	15	250	19875	—
1-1/4"	10	200	19877	—
1-1/2"	10	200	19879	—
1-3/4"	10	175	19880	—
2"	5	150	19881	—
2-1/4"	5	150	0142812	—
2-1/2"	5	150	0142813	—
2-3/4"	5	125	0155868	—
3"	5	125	0142814	—
3-1/2"	5	125	0142815	—
4"	5	100	0142816	—
4-1/2"	5	100	0142817	—
5"	5	100	0142818	—

3/4"-16 Diameter

Length	Pkg. Qty.	Case Qty.	Part No.	UOM /100
1-3/4"	5	120	0142824	^
2"	5	120	0142825	—
2-1/4"	5	100	0142826	—
2-1/2"	5	100	0142827	—
3"	5	90	0142828	—
3-1/2"	5	80	0142829	—
4"	1	70	0142830	—

Carriage Bolts

Carriage Bolts

Carriage Bolts
Plain, Zinc Plated or Galvanized
A307A and Grade 5
Coarse Thread

These self-anchoring screws have a square neck that resists turning when nut is tightened or removed. Ideal for wood-to-wood and many wood-to-metal applications. The length is measured from the base of the head.

10-24 Diameter

			Grade A307A			
			Plain		Zinc	
Length	Pkg. Qty.	Case Qty.	Part No.	UOM /100	Part No.	UOM /100
1/2"	100	4800	21001	^—	21051	^—
5/8"	100	4800	21002	—	21052	—
3/4"	100	3600	21003	—	21053	—
1"	100	3000	21005	—	21055	—
1-1/4"	100	2500	21007	—	21057	—
1-1/2"	100	1800	21009	—	21059	—
1-3/4"	100	1800	21010	—	21060	—
2"	100	1400	21011	—	21061	—
2-1/4"	100	1200	21012	—	21062	—
2-1/2"	100	1100	21013	—	21063	—
2-3/4"	100	1000	21014	—	21064	—
3"	100	900	21015	—	21065	—
3-1/2"	100	800	21017	—	21067	—

1/4"-20 Diameter

			Grade A307A						Grade 5	
			Plain		Zinc		Hot Dipped Galvanized		Zinc	
Length	Pkg. Qty.	Case Qty.	Part No.	UOM /100	Part No.	UOM /100	Part No.	UOM /100	Part No.	UOM /100
1/2"	100	4800	21101	^—	21151	^—				
5/8"	100	4500	21102	—	21152	—			21800	—
3/4"	100	3600	21103	—	21153	—			21801	—
7/8"	100	3400	21104	—	21154	—				
1"	100	3000	21105	—	21155	—	28300	—	21802	—
1-1/4"	100	2500	21107	—	21157	—	28301	—	21803	—
1-1/2"	100	1800	21109	—	21159	—	28302	—	21804	—
1-3/4"	100	1800	21110	—	21160	—	28303	—	21805	—
2"	100	1400	21111	—	21161	—	28304	—	21806	—
2-1/4"	100	1200	21112	—	21162	—	28305	—	21807	—
2-1/2"	100	1100	21113	—	21163	—	28306	—	21808	—
2-3/4"	100	1000	21114	—	21164	—	28307	—		
3"	100	900	21115	—	21165	—			21797	—
3-1/4"	100	850	21116	—	21166	—				
3-1/2"	100	800	21117	—	21167	—	28309	—	21798	—
3-3/4"	100	800	21118	—	21168	—				
4"	100	600	21119	—	21169	—	28310	—	21799	—
4-1/2"	100	550	21121	—	21171	—	28311	—	0144091	—
5"	100	500	21123	—	21173	—	28312	—	0144092	—
5-1/2"	100	500	21124	—	21174	—	28313	—	0144093	—
6"	100	400	21125	—	21175	—	28314	—	0144094	—
6-1/2"	100	400	21126	—	21176	—	28315	—		
7"	100	400	21127	—	21177	—				
7-1/2"	100	350	21128	—	21178	—				
8"	100	350	21129	—	21179	—	28316	—		
9"	100	350	21131	—	21181	—				
10"	100	350	21133	—	21183	—				
11"	100	350	21135	—	21185	—				
12"	100	300	21136	—	21186	—				

5/16"-18 Diameter

			Grade A307A						Grade 5	
			Plain		Zinc		Hot Dipped Galvanized		Zinc	
Length	Pkg. Qty.	Case Qty.	Part No.	UOM /100	Part No.	UOM /100	Part No.	UOM /100	Part No.	UOM /100
3/4"	100	2400	21203	^—	21253	^—	28317	^—	21810	^—
1"	100	1600	21205	—	21255	—	28318	—	21811	—
1-1/4"	100	1300	21207	—	21257	—			21812	—
1-1/2"	100	1100	21209	—	21259	—	28320	—	21813	—
1-3/4"	100	1000	21210	—	21260	—			21860	—
2"	100	850	21211	—	21261	—			21814	—
2-1/4"	100	800	21212	—	21262	—	28323	—	21861	—
2-1/2"	100	650	21213	—	21263	—	28324	—	21815	—
2-3/4"	100	600	21214	—	21264	—	28325	—	21862	—
3"	100	600	21215	—	21265	—	28326	—	21863	—
3-1/4"	100	550	21216	—	21266	—				
3-1/2"	100	500	21217	—	21267	—	28327	—	21796	—
3-3/4"	50	450	21218	—	21268	—				
4"	50	425	21219	—	21269	—	28328	—		
4-1/2"	50	375	21221	—	21271	—				
5"	50	350	21223	—	21273	—	28330	—		
5-1/2"	50	325	21224	—	21274	—	28331	—		
6"	50	300	21225	—	21275	—	28332	—		
6-1/2"	50	300	21226	—	21276	—	28333	—		
7"	50	300	21227	—	21277	—				
7-1/2"	50	300	21228	—	21278	—				
8"	50	300	21229	—	21279	—	28334	—		
9"	50	300	21231	—	21281	—				
10"	50	300	21233	—	21283	—				
11"	50	250	21235	—	21285	—				
12"	50	250	21236	—	21286	—				

3/8"-16 Diameter

			Grade A307A						Grade 5	
			Plain		Zinc		Hot Dipped Galvanized		Zinc	
Length	Pkg. Qty.	Case Qty.	Part No.	UOM /100	Part No.	UOM /100	Part No.	UOM /100	Part No.	UOM /100
3/4"	100	1600	21303	^—	21353	^—			21816	^—
1"	100	1400	21305	—	21355	—	28336	—	21817	—
1-1/4	100	1000	21307	—	21357	—	28337	—	21818	—
1-1/2"	100	800	21309	—	21359	—	28338	—	21819	—
1-3/4"	100	750	21310	—	21360	—	28339	—	21820	—
2"	100	700	21311	—	21361	—			21821	—
2-1/4"	50	600	21312	—	21362	—	28341	—	21866	—
2-1/2"	50	500	21313	—	21363	—	28342	—	21867	—
2-3/4"	50	450	21314	—	21364	—	28343	—	21868	—
3"	50	400	21315	—	21365	—	28344	—	21869	—
3-1/4"	50	350	21316	—	21366	—			21870	—
3-1/2"	50	325	21317	—	21367	—	28345	—	21871	—
3-3/4"	50	300	21318	—	21368	—			21872	—
4"	50	300	21319	—	21369	—	28346	—	21873	—
4-1/2"	50	275	21321	—	21371	—	28347	—	0144101	—
5"	50	250	21323	—	21373	—	28348	—	0144102	—
5-1/2"	50	225	21324	—	21374	—	28349	—	0144103	—
6"	50	200	21325	—	21375	—	28350	—	0144104	—
6-1/2"	50	200	21326	—	21376	—	28351	—		
7"	50	200	21327	—	21377	—	28352	—		
7-1/2"	50	200	21328	—	21378	—	28353	—		
8"	50	200	21329	—	21379	—	28354	—	0144100	—
8-1/2"	50	180	21330	—	21380	—	28355	—		
9"	50	180	21331	—	21381	—	28356	—		
9-1/2"	50	180	21332	—	21382	—	28357	—		
10"	50	150	21333	—	21383	—	28358	—		
11"	50	150	21335	—	21385	—	28359	—		
12"	50	150	21336	—	21386	—	28360	—		
13"	50	150	21337	—	21387	—				
14"	50	150	21338	—	21388	—				
15"	50	150	21339	—	21389	—				
16"	50	125	21340	—	21390	—				
18"	50	100	21341	—						

Carriage Bolts Cont.

7/16"-14 Diameter

Length	Pkg. Qty.	Case Qty.	Grade A307A Zinc Part No.	UOM /100	Grade 5 Zinc Part No.	UOM /100
1"	50	800	21455	^—	21874	^—
1-1/4"	50	700	21457	—	21875	—
1-1/2"	50	600	21459	—	21876	—
1-3/4"	50	550	21460	—	21877	—
2"	50	450	21461	—	21878	—
2-1/4"	50	400	21462	—	21879	—
2-1/2"	50	350	21463	—	21880	—
2-3/4"	50	325	21464	—	21881	—
3"	50	300	21465	—	21882	—
3-1/2"	50	250	21467	—	21884	—
4"	50	250	21469	—	21886	—
4-1/2"	25	225	21471	—		
5"	25	225	21473	—		
5-1/2"	25	200	21474	—		
6"	25	175	21475	—		
6-1/2"	25	150	21476	—		
7"	25	150	21477	—		
7-1/2"	25	150	21478	—		
8"	25	150	21479	—		
9"	25	150	21481	—		
10"	25	150	21483	—		
11"	25	125	21485	—		
12"	25	125	21486	—		

1/2"-13 Diameter

Length	Pkg. Qty.	Case Qty.	Grade A307A Plain Part No.	UOM /100	Zinc Part No.	UOM /100	Hot Dipped Galvanized Part No.	UOM /100	Grade 5 Zinc Part No.	UOM /100
1"	50	650	21505	^—	21555	^—	28361	^—	21822	^—
1-1/4"	50	600	21507	—	21557	—	28362	—	21823	—
1-1/2"	50	500	21509	—	21559	—	28363	—	21824	—
1-3/4"	50	425	21510	—	21560	—	28364	—	21825	—
2"	50	400	21511	—	21561	—	28365	—	21826	—
2-1/4"	50	325	21512	—	21562	—	28366	—	21827	—
2-1/2"	50	300	21513	—	21563	—	28367	—	21828	—
2-3/4"	50	250	21514	—	21564	—	28368	—	21829	—
3"	50	250	21515	—	21565	—	28369	—	21830	—
3-1/2"	25	200	21517	—	21567	—	28370	—	21887	—
4"	25	175	21519	—	21569	—	28371	—	21889	—
4-1/2"	25	150	21521	—	21571	—	28372	—	21890	—
5"	25	125	21523	—	21573	—	28373	—	21832	—
5-1/2"	25	125	21524	—	21574	—	28374	—	0158949	—
6"	25	125	21525	—	21575	—	28375	—	0158950	—
6-1/2"	25	100	21526	—	21576	—	28376	—		
7"	25	100	21527	—	21577	—	28377	—		
7-1/2"	25	100	21528	—	21578	—	28378	—		
8"	25	100	21529	—	21579	—	28379	—		
8-1/2"	25	100	21530	—	21580	—				
9"	25	90	21531	—	21581	—	28381	—		
9-1/2"	25	90	21532	—	21582	—	28382	—		
10"	25	80	21533	—	21583	—	28383	—		
11"	25	80	21535	—	21585	—	28385	—		
12"	25	80	21536	—	21586	—	28387	—		
13"	25	90	21537	—	21587	—				
14"	25	90	21538	—	21588	—	0158948	—		
15"	25	80	21539	—	21589	—	0144110	—		
16"	25	80	21540	—	21590	—	0144111	—		
18"	25	75	21541	—	21591	—				

5/8"-11 Diameter

Length	Pkg. Qty.	Case Qty.	Grade A307A Plain Part No.	UOM /100	Zinc Part No.	UOM /100	Hot Dipped Galvanized Part No.	UOM /100	Grade 5 Zinc Part No.	UOM /100
1-1/2"	25	300	21609	^—	21659	^—	28388	^—	21833	^—
1-3/4"	25	250	21610	—	21660	—			21891	—
2"	25	250	21611	—	21661	—	28389	—	21834	—
2-1/4"	25	200	21612	—	21662	—			21835	—
2-1/2"	25	175	21613	—	21663	—	28390	—	21836	—
2-3/4"	25	150	21614	—	21664	—			21837	—
3"	25	150	21615	—	21665	—	28391	—	21838	—
3-1/2"	25	130	21617	—	21667	—	28392	—	21840	—
4"	25	120	21619	—	21669	—	28393	—	21841	—
4-1/2"	25	100	21621	—	21671	—	28394	—	21842	—
5"	25	75	21623	—	21673	—	28395	—	21844	—
5-1/2"	25	75	21624	—	21674	—	28396	—	21846	—
6"	25	75	21625	—	21675	—	28397	—	21847	—
6-1/2"	25	75	21626	—	21676	—	28398	—	21848	—
7"	25	75	21627	—	21677	—	28399	—	21849	—
7-1/2"	25	75	21628	—	21678	—	28400	—	21893	—
8"	25	75	21629	—	21679	—	28401	—	21894	—
8-1/2"	25	75	21630	—	21680	—			21895	—
9"	25	75	21631	—	21681	—	28402	—	21896	—
10"	25	75	21633	—	21683	—	28403	—		
11"	25	70	21635	—	21685	—	28404	—		
12"	25	60	21636	—	21686	—	28405	—		
13"	25	60	21637	—	21687	—				
14"	25	60	21638	—	21688	—				
15"	25	50	21639	—	21689	—				
16"	25	50	21640	—	21690	—	0144113	—		
18"	25	40	21641	—						
20"	25	40			21692	—				

3/4"-10 Diameter

Length	Pkg. Qty.	Case Qty.	Grade A307A Plain Part No.	UOM /100	Zinc Part No.	UOM /100	Hot Dipped Galvanized Part No.	UOM /100	Grade 5 Zinc Part No.	UOM /100
1-1/2"	25	200	21709	^—	21759	^—			21900	^—
1-3/4"	25	150	21710	—	21760	—			21897	—
2"	25	150	21711	—	21761	—			21898	—
2-1/4"	25	150	21712	—	21762	—			21899	—
2-1/2"	25	120	21713	—	21763	—			21901	—
2-3/4"	25	100	21714	—	21764	—			21902	—
3"	25	100	21715	—	21765	—	28406	—	21903	—
3-1/2"	25	85	21717	—	21767	—	28407	—	21906	—
4"	25	75	21719	—	21769	—	28408	—	21908	—
4-1/2"	25	60	21721	—	21771	—	28409	—	21909	—
5"	25	60	21723	—	21773	—	28410	—	21910	—
5-1/2"	25	60	21724	—	21774	—	28411	—	21911	—
6"	25	60	21725	—	21775	—	28412	—	21851	—
6-1/2"	25	60	21726	—	21776	—	28413	—	21852	—
7"	25	60	21727	—	21777	—	28414	—	21853	—
7-1/2"	25	50	21728	—	21778	—	28415	—	21854	—
8"	25	50	21729	—	21779	—	28416	—	21855	—
8-1/2"	25	50	21730	—	21780	—	28417	—	21856	—
9"	25	50	21731	—	21781	—	28418	—	21857	—
10"	25	50	21733	—	21783	—	28419	—		
11"	25	50	21735	—	21785	—	28420	—		
12"	25	40	21736	—	21786	—	28421	—		
13"	25	40	21737	—	21787	—				
14"	25	40	21738	—	21788	—	0144114	—		
15"	25	35	21739	—	21789	—				
16"	25	35	21740	—	21790	—	0144115	—		
18"	25	30	21741	—	21791	—				
20"	25	30	21742	—						

Step Bolts, Shaker Screen Bolts

Step Bolts

Step Bolts
Low Carbon - Plain

The Head diameter is approximately 50% larger than the corresponding size carriage bolt.

10-24 Diameter

Length	Part No.	Pkg. Qty.	Case Qty.	UOM /100
1"	22540	100	3000	^—
1-1/4"	22541	100	2500	—
1-1/2"	22542	100	2000	—

1/4"-20 Diameter

Length	Part No.	Pkg. Qty.	Case Qty.	UOM /100
3/4"	22543	100	1750	^—
1"	22544	100	1500	—
1-1/4"	22545	100	1250	—
1-1/2"	22546	100	1000	—
2"	21904	50	750	—

5/16"-18 Diameter

Length	Part No.	Pkg. Qty.	Case Qty.	UOM /100
3/4"	22548	100	1250	^—
1"	22549	100	1000	—
1-1/4"	22550	100	750	—
1-1/2"	22551	100	500	—
2"	22552	50	300	—

3/8"-16 Diameter

Length	Part No.	Pkg. Qty.	Case Qty.	UOM /100
1-1/4"	22554	50	400	^—
1-1/2"	22555	50	300	—
2"	22556	25	250	—
2-1/2"	22557	25	200	—
3"	22558	25	150	—

Shaker Screen Bolts

Shaker Screen Bolts
(Fully Threaded)

These self-anchoring screws have a square neck that resists turning when nut is tightened or removed. Ideal for wood-to-wood and many wood-to-metal applications. The length is measured from the base of the head.

Grade 5 Plain and Zinc Finish

1/2"-13 Diameter

			Plain		Zinc	
Length	Pkg. Qty.	Case Qty.	Part No.	UOM /100	Part No.	UOM /100
1-1/2"	25	1600	20244	^—	20268	^—
1-3/4"	25	1500	20245	—	20269	—
2"	10	1300	20246	—	20270	—
2-1/2"	10	1200	20247	—	20271	—
3"	10	1000	20248	—	20272	—
3-1/2"	10	800	20249	—	20273	—
4"	5	700	20250	—	20274	—
4-1/2"	5	600	20251	—	20275	—
5"	5	500	20252	—	20276	—
5-1/2"	5	400	20253	—	20277	—
6"	5	400	20254	—	20278	—
7"	25	100	0167107	—	0144105	—
7-1/2"	25	100	0167108	—		
8"	25	100	0167109	—	0144106	—

5/8"-11 Diameter

			Plain		Zinc	
Length	Pkg. Qty.	Case Qty.	Part No.	UOM /100	Part No.	UOM /100
2"	5	800	20255	^—	20279	^—
2-1/2"	5	650	20256	—	20280	—
3"	5	550	20257	—	20281	—
3-1/2"	5	500	20258	—	20282	—
4"	1	400	20259	—	20283	—
4-1/2"	1	350	20260	—	20284	—
5"	1	300	21843	—	20285	—
5-1/2"	1	250	20261	—	20286	—
6"	1	250	21845	—	20287	—
6-1/2"	1	200	0167112	—		
7"	1	150	0167113	—		
8"	1	100	0167114	—		
9"	1	100	0167115	—		

3/4"-10 Diameter

			Plain		Zinc	
Length	Pkg. Qty.	Case Qty.	Part No.	UOM /100	Part No.	UOM /100
2"	5	400	0167116	^—		
3"	5	375	20262	—	20288	—
3-1/2"	5	325	20263	—	20289	—
4"	1	275	20264	—	20290	—
4-1/2"	1	250	21850	—	20291	—
5"	1	225	20265	—	20292	—
5-1/2"	1	200	20266	—	20293	—
6"	1	175	20267	—	20294	—
6-1/2"	1	150	0167118	—		
7"	1	125	0167119	—		
8"	1	100	0167120	—		
10"	1	75	0167122	—		

Shaker Screen Bolts, Timber Bolts, Rib Neck Carriage Bolts

Shaker Screen Bolts Cont.

Full Thread Shaker Screen Bolts
Grade 8 - Plain Finish

1/4"-20 Diameter

Length	Pkg. Qty.	Case Qty.	Part No.	UOM /100
3/4"	100	1750	0167134	^
1"	100	1500	0167135	—
1-1/4"	100	1250	0167136	—
1-1/2"	100	1000	0167137	—
1-3/4"	100	750	0167138	—
2"	50	500	0167139	—
2-1/2"	50	500	0167140	—

5/16"-18 Diameter

Length	Pkg. Qty.	Case Qty.	Part No.	UOM /100
3/4"	100	1750	0167141	—
1"	100	1500	0167142	—
1-1/4"	100	1250	0167143	—
1-1/2"	100	1000	0167144	—
1-3/4"	100	750	0167145	—
2"	50	500	0167146	—
2-1/2"	50	500	0167147	—

3/8"-16 Diameter

Length	Pkg. Qty.	Case Qty.	Part No.	UOM /100
3/4"	50	400	0167148	^
1"	50	400	0167149	—
1-1/4"	50	400	0167150	—
1-1/2"	50	300	0167151	—
1-3/4"	50	250	0167152	—
2"	25	225	0167153	—
2-1/2"	25	200	0167154	—
3"	25	150	0167155	—
4"	10	100	0167156	—
5"	10	100	0167157	—

1/2"-13 Diameter

Length	Pkg. Qty.	Case Qty.	Part No.	UOM /100
1-1/2"	25	1600	0167158	^
1-3/4"	25	1500	0167159	—
2"	10	1300	0167160	—
2-1/2"	10	1200	0167161	—
3"	10	1000	0167162	—
3-1/2"	10	800	0167163	—
4"	5	700	0167164	—
4-1/2"	5	600	0167165	—
5"	5	500	0167166	—
5-1/2"	5	400	0167167	—
6"	5	400	0167168	—
7-1/2"	5	100	0167169	—
8"	5	100	0167170	—

5/8"-11 Diameter

Length	Pkg. Qty.	Case Qty.	Part No.	UOM /100
2"	5	800	0167171	^
2-1/4"	5	700	0167172	—
2-1/2"	5	650	0167173	—
2-3/4"	5	600	0167174	—
3"	5	550	0167175	—
3-1/2"	5	500	0167176	—
4"	5	400	0167177	—
4-1/2"	5	350	0167178	—
6"	5	250	0167180	—
8"	5	150	0167181	—
9"	5	100	0167182	—
10"	5	75	0167183	—

3/4"-10 Diameter

Length	Pkg. Qty.	Case Qty.	Part No.	UOM /100
2"	5	400	0167184	^
2-1/2"	5	400	0167185	—
2-3/4"	5	400	0167186	—
3"	5	375	0167187	—
3-1/2"	5	325	0167188	—
4"	5	275	0167189	—
4-1/2"	5	250	0167190	—
5"	5	225	0167191	—
5-1/2"	5	200	0167192	—
6"	5	175	0167193	—
6-1/2"	5	150	0167194	—
8"	5	125	0167195	—
9"	5	100	0167196	—
10"	5	75	0167197	—

Timber Bolts

Timber Bolts
Hot Dipped Galvanized

The Timber Bolt has been designed to protect your structure from the elements. Ringed under the head, spaced 1/4 inch apart, block water from entering the bolt hole. Because of their low head profile and large bearing surface timber bolts are widely used. Wooden bridges and structures are also ideal uses for these bolts.

5/8"-11 Diameter

Length	Part No.	Head Dia.	Head Ht.	Thread Size	Thread Lgth.	Thickness of Finns (F)	UOM /Ea
8"	11103914	2 1/4"	5/16"	5/8"	6"	5/8"	^
10"	11103915	2 1/4"	5/16"	5/8"	6"	5/8"	—
12"	11103916	2 1/4"	5/16"	5/8"	6"	5/8"	—
14"	11103917	2 1/4"	5/16"	5/8"	6"	5/8"	—
16"	11103918	2 1/4"	5/16"	5/8"	6"	5/8"	—
18"	11103919	2 1/4"	5/16"	5/8"	6"	5/8"	—

3/4"-10 Diameter

Length	Part No.	Head Dia.	Head Ht.	Thread Size	Thread Lgth.	Thickness of Finns (F)	UOM /Ea
10"	11103920	2 5/8"	7/16"	3/4"	6"	3/4"	—
12"	11103921	2 5/8"	7/16"	3/4"	6"	3/4"	—
14"	11103922	2 5/8"	7/16"	3/4"	6"	3/4"	—
16"	11103923	2 5/8"	7/16"	3/4"	6"	3/4"	—
18"	11103924	2 5/8"	7/16"	3/4"	6"	3/4"	—
22"	11103925	2 5/8"	7/16"	3/4"	6"	3/4"	—

Rib Neck Carriage Bolts

Ribbed Neck Carriage Bolt
Grade 2
Zinc Plated

1/4"-20 Diameter

Length	Pkg. Qty.	Case Qty.	Part No.	UOM /100
3/4"	100	3600	0155057	—
1"	100	3000	0155058	—
1-1/4"	100	2500	0155059	—
1-1/2"	100	1500	0155070	—
1-3/4"	100	1500	0155071	—
2"	100	1250	0155072	—
2-1/2"	100	1000	0155073	—
3"	100	900	0155074	—
3-1/2"	100	800	0155075	—

5/16"-18 Diameter

Length	Pkg. Qty.	Case Qty.	Part No.	UOM /100
1"	100	1600	0155060	—
1-1/4"	100	1300	0155076	—
1-1/2"	100	1100	0155077	—
2-1/4"	100	800	0155079	—
2-1/2"	100	650	0155080	—
3"	100	600	0155081	—
3-1/2"	100	500	0155082	—

3/8"-16 Diameter

Length	Pkg. Qty.	Case Qty.	Part No.	UOM /100
1"	100	1400	0155061	—
1-1/4"	100	1000	0155062	—
1-1/2"	100	800	0155083	—
1-3/4"	100	750	0155084	—
2"	100	700	0155085	—
2-1/4"	50	600	0155086	—
2-1/2"	50	500	0155087	—
3"	50	400	0155088	—

1/2"-13 Diameter

Length	Pkg. Qty.	Case Qty.	Part No.	UOM /100
1"	50	650	0155063	—
1-1/2"	50	500	0155089	—
2"	50	400	0155090	—
2-1/2"	50	300	0155091	—

Rib Neck Carriage Bolts, Plow Bolts

Rib Neck Carriage Bolts Cont.

Grade 5, Zinc Plated, Rib Neck Carriage Bolts

1/4"-20 Diameter

Length	Pkg. Qty.	Case Qty.	Part No.	UOM /100
1"	100	3000	0155064	—
1-1/4"	100	2500	0155065	—
1-1/2"	100	2000	0155092	—
2"	100	1500	0155093	—

5/16"-18 Diameter

Length	Pkg. Qty.	Case Qty.	Part No.	UOM /100
1"	100	1600	0155066	—
1-1/4"	100	1300	0155067	—
1-1/2"	100	1100	0155094	—
2"	100	900	0155095	—

3/8"-16 Diameter

Length	Pkg. Qty.	Case Qty.	Part No.	UOM /100
1"	100	1400	0155068	—
1-1/4"	100	1000	0155069	—
1-1/2"	100	800	0155096	—
1-3/4"	100	750	0155097	—
2"	100	700	0155098	—
2-1/2"	50	500	0155099	—

Plow Bolts

Plow Bolts

Grade 5 - #3 Flat Head Coarse Thread

These bolts are excellent for use on road graders, snowplows and similar heavy equipment. They conform to SAE J429. Length is measured from top of the head. The Grade 5 plow bolts have a countersunk head and a square neck to prevent head from turning. Minimum tensile strength is 120,000 psi.

3/8"-16 Diameter

Length	Pkg. Qty.	Case Qty.	Plain Part No.	Plain UOM /100	Zinc Part No.	Zinc UOM /100
1"	50	1100	22601	^—		
1-1/4"	50	950	22602	—		
1-1/2"	50	750	22603	—		
1-3/4"	50	650	22604	—		
2"	25	600	22605	—		
2-1/4"	25	500	22606	—	0168473	—
2-1/2"	25	450	22607	—		
2-3/4"	25	450	22608	—	0168474	—
3"	25	400	22609	—	0168475	—
3-1/4"	25	400	22610	—		
3-1/2"	25	400	22611	—	0168476	—
3-3/4"	25	400	22612	—		
4"	10	400	22613	—		
4-1/2"	10	200	22614	—		
5"	10	200	22615	—		

7/16"-14 Diameter

Length	Pkg. Qty.	Case Qty.	Plain Part No.	Plain UOM /100	Zinc Part No.	Zinc UOM /100
1"	25	1100	22621	^—	0168477	^—
1-1/4"	25	950	22622	—		
1-1/2"	25	750	22623	—		
1-3/4"	25	650	22624	—		
2"	10	600	22625	—		
2-1/4"	10	500	22626	—		
2-1/2"	10	450	22627	—		
2-3/4"	10	450	22628	—	0168478	—
3"	10	400	22629	—	0144073	—
3-1/4"	10	400	22630	—		
3-1/2"	10	400	22631	—	0168479	—
3-3/4"	10	400	22632	—	0168480	—
4"	5	400	22633	—		
4-1/2"	5	200	22634	—		
5"	5	200	22635	—		

1/2"-13 Diameter

Length	Pkg. Qty.	Case Qty.	Plain Part No.	Plain UOM /100	Zinc Part No.	Zinc UOM /100
1"	25	750	22641	^—		
1-1/4"	25	650	22642	—	0144074	—
1-1/2"	25	600	22643	—	0144075	—
1-3/4"	25	500	22644	—	0144076	—
2"	10	450	22645	—	0144077	—
2-1/4"	10	400	22646	—	0144078	—
2-1/2"	10	325	22647	—	0144079	—
2-3/4"	10	300	22648	—	0168481	—
3"	10	300	22649	—		
3-1/4"	10	300	22650	—		
3-1/2"	10	300	22651	—		
3-3/4"	10	300	22652	—		
4"	5	300	22653	—	0168482	—
4-1/2"	5	200	22654	—		
5"	5	200	22655	—		
5-1/2"	5	200	22656	—		
6"	5	200	22657	—		

5/8"-11 Diameter

Length	Pkg. Qty.	Case Qty.	Plain Part No.	Plain UOM /100
1"	10	400	22661	^—
1-1/4"	10	400	22662	—
1-1/2"	10	300	22663	—
1-3/4"	10	300	22664	—
2"	5	250	22665	—
2-1/4"	5	225	22666	—
2-1/2"	5	200	22667	—
2-3/4"	5	200	22668	—
3"	5	175	22669	—
3-1/4"	5	150	22670	—
3-1/2"	5	150	22671	—
3-3/4"	5	125	22672	—
4"	1	125	22673	—
4-1/2"	1	125	22674	—
5"	1	125	22675	—
5-1/2"	1	125	22676	—
6"	1	125	22677	—

Grade 8 Flat Head Plow Bolts

Plain Finish

These bolts are excellent for use on road graders, snowplows and similar heavy equipment. They conform to SAE J429. Length is measured from top of the head. The Grade 8 plow bolts have a countersunk head and a square neck to prevent head from turning.

1/2"-13 Diameter

Length	Pkg. Qty.	Case Qty.	Part No.	UOM
1"	25	750	0168484	^—
1-1/4"	25	650	0168485	—
1-1/2"	25	600	0168486	—
1-3/4"	25	500	0168487	—
2"	10	450	0168488	—
2-1/4"	10	400	0168489	—
2-1/2"	10	325	0168490	—
2-3/4"	10	300	0168491	—
3"	10	300	0168492	—
3-1/2"	10	300	0168493	—
4"	5	300	0168494	—

5/8"-11 Diameter

Length	Pkg. Qty.	Case Qty.	Part No.	UOM /100
1-1/2"	10	300	22768	^—
1-3/4"	10	300	22769	—
2"	5	250	22770	—
2-1/2"	5	250	22772	—
2-3/4"	5	200	22773	—
3"	5	175	22776	—
3-1/4"	5	150	22777	—
3-1/2"	5	150	22778	—
3-3/4"	5	125	22779	—
4"	1	125	22780	—
4-1/2"	1	125	22781	—
5"	1	125	22782	—
6"	1	125	22784	—

3/4"-10 Diameter

Length	Pkg. Qty.	Case Qty.	Part No.	UOM /100
2"	5	180	22786	^—
2-1/4"	5	150	22787	—
2-1/2"	5	140	22788	—
2-3/4"	5	130	22789	—
3"	5	120	22790	—
3-1/4"	5	110	22791	—
3-1/2"	5	100	22792	—
3-3/4"	5	90	22793	—
4"	1	85	22794	—
4-1/2"	1	80	22795	—
5"	1	65	22796	—
6"	1	65	22798	—

Plow Bolts Cont.

Grade 8 Plow Bolts
Grade 8 - #3 Dome Head
Coarse Thread

These bolts are excellent for use on road graders, snowplows and similar heavy equipment. They conform to SAE J429. Length is measured from top of the head. The Grade 8 plow bolts have a countersunk head and a square neck to prevent head from turning. They also feature extra metal at the wearing surface giving the bolts a dome head. Minimum tensile strength is 150,000 psi.

5/8"-11 Diameter

Length	Pkg. Qty.	Case Qty.	Part No.	UOM /100
1-1/2"	10	300	22683	^
1-3/4"	10	300	22684	—
2"	5	250	22685	—
2-1/4"	5	225	22686	—
2-1/2"	5	200	22687	—
2-3/4"	5	200	22688	—
3"	5	175	22689	—
3-1/4"	5	150	22690	—
3-1/2"	5	150	22691	—
3-3/4"	5	125	22692	—
4"	1	125	22693	—
4-1/2"	1	125	22694	—
5"	1	125	22695	—
5-1/2"	1	125	22696	—
6"	1	125	22697	—

3/4"-10 Diameter

Length	Pkg. Qty.	Case Qty.	Part No.	UOM /100
1-3/4"	10	200	22704	^
2"	5	180	22705	—
2-1/4"	5	150	22706	—
2-1/2"	5	140	22707	—
2-3/4"	5	130	22708	—
3"	5	120	22709	—
3-1/4"	5	110	22710	—
3-1/2"	5	100	22711	—
3-3/4"	5	90	22712	—
4"	1	85	22713	—
4-1/2"	1	80	22714	—
5"	1	65	22715	—
5-1/2"	1	65	22716	—
6"	1	65	22717	—
6-1/2"	1	65	22718	—
7"	1	65	22719	—

7/8"-9 Diameter

Length	Pkg. Qty.	Case Qty.	Part No.	UOM /100
1-3/4"	5	125	22724	^
2"	5	125	22725	—
2-1/4"	5	110	22726	—
2-1/2"	5	100	22727	—
2-3/4"	5	90	22728	—
3"	5	90	22729	—
3-1/4"	5	80	22730	—
3-1/2"	5	70	22731	—
3-3/4"	5	70	22732	—
4"	1	60	22733	—
4-1/2"	1	60	22734	—
5"	1	50	22735	—
5-1/2"	1	50	22736	—
6"	1	50	22737	—
6-1/2"	1	50	22738	—
7"	1	50	22739	—

1"-8 Diameter

Length	Pkg. Qty.	Case Qty.	Part No.	UOM /100
1-3/4"	1	100	22744	^
2"	1	90	22745	—
2-1/4"	1	80	22746	—
2-1/2"	1	80	22747	—
2-3/4"	1	70	22748	—
3"	1	65	22749	—
3-1/4"	1	60	22750	—
3-1/2"	1	60	22751	—
3-3/4"	1	50	22752	—
4"	1	40	22753	—
4-1/2"	1	40	22754	—
5"	1	40	22755	—
5-1/2"	1	40	22756	—
6"	1	40	22757	—
6-1/2"	1	40	22758	—
7"	1	40	22759	—

1-1/8"-7 Diameter

Length	Pkg. Qty.	Case Qty.	Part No.	UOM
4"	1	125	0168515	^
4-1/2"	1	115	0168516	—
5"	1	115	0168517	—
5-1/2"	1	110	0168518	—
6"	1	100	0168519	—
7-1/2"	1	90	0168520	—
10"	1	75	0168521	—

1-1/4"-7 Diameter

Length	Pkg. Qty.	Case Qty.	Part No.	UOM
3"	1	135	0168522	^
3-3/4"	1	130	0168523	—
4"	1	125	22774	—
4-1/4"	1	115	0168524	—
4-1/2"	1	115	22775	—
5"	1	110	0168525	—
5-1/2"	1	110	0168526	—
6"	1	100	0168527	—
7"	1	90	0168528	—
8"	1	90	0168529	—

Bucket Tooth Bolts

Grade 8 - #7 Head
Coarse Thread

Conform to SAE J429. These bolts have a single integral locking key so the need for holding the bolt head while tightening the nut is eliminated. The bolts also have a number 7 head that is slightly crowned and countersunk. Ideal for attaching shear blades and tractor buckets. The head angle is 60°. Minimum tensile strength is 150,000 psi. Length is measured from the top the head.

3/4"-10 Diameter

Length	Part No.	Pkg. Qty.	Case Qty.	UOM /100
4"	22939	1	300	^
4-1/2"	22940	1	250	—

7/8"-9 Diameter

Length	Part No.	Pkg. Qty.	Case Qty.	UOM /100
6"	22944	1	125	^

1"-8 Diameter

Length	Part No.	Pkg. Qty.	Case Qty.	UOM /100
3-1/2"	22945	1	200	^
4"	22946	1	200	—
5"	22947	1	150	—
6"	22948	1	125	—

Elevator Bolts

Elevator Bolts
Plain Finish
Coarse Thread

Elevator Bolts have a square neck which helps prevent spinning. The minimum thread length is 2x diameter +1/4".

1/4"-20 Diameter

Length	Pkg. Qty.	Case Qty.	Plain Part No.	Plain UOM /100	Zinc Part No.	Zinc UOM /100
3/4"	50	2400	22801	^	0144612	^
1"	50	2400	22802	—	0144613	—
1-1/4"	50	1800	22803	—	0144614	—
1-1/2"	50	1800	22804	—	0144615	—
1-3/4"	50	1800	22805	—	0144616	—
2"	50	1200	22806	—	0144617	—
2-1/4"	50	1000	22807	—		
2-1/2"	50	1000	22808	—	0144618	—
2-3/4"	50	1000	22809	—		
3"	50	1000	22810	—	0144619	—

5/16"-18 Diameter

Length	Pkg. Qty.	Case Qty.	Plain Part No.	Plain UOM /100	Zinc Part No.	Zinc UOM /100
3/4"	50	1200	22811	^	0144620	^
1"	50	1200	22812	—	0144621	—
1-1/4"	50	1200	22813	—	0144622	—
1-1/2"	50	900	22814	—	0144623	—
1-3/4"	50	900	22815	—	0144624	—
2"	50	900	22816	—	0144625	—
2-1/4"	50	900	22817	—		
2-1/2"	50	800	22818	—	0144626	—
2-3/4"	50	800	22819	—		
3"	50	800	22820	—	0144627	—

3/8"-16 Diameter

Length	Pkg. Qty.	Case Qty.	Plain Part No.	Plain UOM /100	Zinc Part No.	Zinc UOM /100
3/4"	50	1000	22821	^		
1"	25	900	22822	—	0144628	—
1-1/4"	25	900	22823	—	0144629	—
1-1/2"	25	900	22824	—	0144630	—
1-3/4"	25	600	22825	—	0144631	—
2"	25	600	22826	—	0144632	—
2-1/4"	25	600	22827	—		
2-1/2"	25	600	22828	—	0144633	—
2-3/4"	25	600	22829	—		
3"	25	600	22830	—	0144634	—

If its not on our shelf...we'll make it!
Ask the local store to quote your threaded and machined parts.

Elevator Bolts, Square Head Bolts - Plain Finish

Elevator Bolts Cont.

Fanged, Pointed Fanged, and Ribbed Head Elevator Bolts Plain Finish

Fanged - The fangs are set when the bolts are tightened or tapped in.

Pointed Fanged - Can be pushed through belting with no punching or drilling.

Ribbed Fanged - They have ribs under the head for a secure fit to prevent loosening during vibration. Also known as reliance Bolts.

Diameter	Head	Length	Description	Part No.	UOM /Ea
1/4"-20	31/32	31/32	Fanged Head	11102511	^
1/4"-20	31/32	31/32	Fanged Head	11102512	—
1/4"-20	31/32	31/32	Fanged Head	11102513	—
1/4"-20	31/32	31/32	Fanged Head	11102514	—
5/16"-18	1-3/16	1-3/16	Fanged Head	11102515	—
5/16"-18	1-3/16	1-3/16	Fanged Head	11102516	—
5/16"-18	1-3/16	1-3/16	Fanged Head	11102517	—
5/16"-18	1-3/16	1-3/16	Fanged Head	11102518	—
3/8"-16	1-5/16	3/8-16	Fanged Head	11102519	—
3/8"-16	1-5/16	3/8-16	Fanged Head	11102520	—
1/4"-20	31/32	1/4-20	Pointed Fanged Head	11102521	—
1/4"-20	31/32	1/4-20	Pointed Fanged Head	11102522	—
1/4"-20	31/32	1/4-20	Pointed Fanged Head	11102523	—
1/4"-20	31/32	1/4-20	Pointed Fanged Head	11102524	—
5/16"-18	1-3/16	5/16-18	Pointed Fanged Head	11102525	—
5/16"-18	1-3/16	5/16-18	Pointed Fanged Head	11102526	—
5/16"-18	1-3/16	5/16-18	Pointed Fanged Head	11102527	—
5/16"-18	1-3/16	5/16-18	Pointed Fanged Head	11102528	—
1/4"-20	31/32	1/4-20	Ribbed Head	11102529	—
1/4"-20	31/32	1/4-20	Ribbed Head	11102530	—
1/4"-20	31/32	1/4-20	Ribbed Head	11102531	—
1/4"-20	31/32	1/4-20	Ribbed Head	11102532	—
5/16"-18	1-3/16	5/16-18	Ribbed Head	11102533	—
5/16"-18	1-3/16	5/16-18	Ribbed Head	11102534	—

Square Head Bolts - Plain Finish

Square Head Bolts
307A
Plain Finish
Coarse Thread

Square Head Bolts offer a large bearing area for positive gripping with a hand wrench. Minimum tensile strength is 60,000 psi. Length is measured from the base of the head. Head width or wrench size is measured across the flats.



1/4"-20 Diameter
Wrench Size: 3/8"

Length	Pkg. Qty.	Case Qty.	Part No.	UOM /100
1/2"	100	3500	20001	^
5/8"	100	3100	20002	—
3/4"	100	2800	20003	—
7/8"	100	2600	20004	—
1"	100	2400	20005	—
1-1/4"	100	2000	20007	—
1-1/2"	100	1500	20009	—
1-3/4"	100	1400	20010	—
2"	50	1200	20011	—
2-1/4"	50	1000	20012	—
2-1/2"	50	900	20013	—
2-3/4"	50	750	20014	—
3"	50	700	20015	—
3-1/4"	50	600	20016	—

1/4"-20 Diameter Cont.
Wrench Size: 3/8"

Length	Pkg. Qty.	Case Qty.	Part No.	UOM /100
3-1/2"	50	600	20017	—
4"	25	500	20019	—
4-1/2"	25	450	20021	—
5"	25	400	20023	—
5-1/2"	25	375	20024	—
6"	25	375	20025	—
7"	10	350	20027	—
8"	10	275	20029	—
9"	1	250	20031	—
10"	1	200	20033	—
13"	1	150	20036	—
14"	1	150	20037	—
15"	1	125	20038	—

5/16"-18 Diameter
Wrench Size: 1/2"

Length	Pkg. Qty.	Case Qty.	Part No.	UOM per Pkg.
1/2"	100	1800	20051	
5/8"	100	1650	20052	
3/4"	100	1500	20053	
7/8"	100	1400	20054	
1"	100	1300	20055	
1-1/8"	100	1200	20056	
1-1/4"	100	1150	20057	
1-3/8"	100	1000	20058	
1-1/2"	100	1000	20059	
1-3/4"	100	850	20060	
2"	50	750	20061	
2-1/4"	50	625	20062	
2-1/2"	50	550	20063	
2-3/4"	50	500	20064	
3"	50	425	20065	
3-1/4"	50	375	20066	
3-1/2"	50	350	20067	
3-3/4"	50	325	20068	
4"	25	300	20069	
4-1/2"	25	250	20071	
5"	25	225	20073	
5-1/2"	25	200	20074	
6"	25	200	20075	
7"	10	175	20077	
8"	5	200	20079	
9"	1	175	20081	
10"	1	170	20083	
13"	1	160	20086	
14"	1	150	20087	
15"	1	150	20088	

3/8"-16 Diameter
Wrench Size: 9/16"

Length	Pkg. Qty.	Case Qty.	Part No.	UOM /100
3/4"	50	1000	20103	^
7/8"	50	850	20104	—
1"	50	850	20105	—
1-1/4"	50	750	20107	—
1-1/2"	50	650	20109	—
1-3/4"	50	575	20110	—
2"	25	525	20111	—
2-1/4"	25	450	20112	—
2-1/2"	25	400	20113	—
2-3/4"	25	350	20114	—
3"	25	325	20115	—
3-1/4"	25	300	20116	—
3-1/2"	25	250	20117	—
3-3/4"	25	250	20118	—

3/8"-16 Diameter Cont.
Wrench Size: 9/16"

Length	Pkg. Qty.	Case Qty.	Part No.	UOM /100
4"	10	225	20119	—
4-1/4"	10	200	20120	—
4-1/2"	10	200	20121	—
5"	10	200	20123	—
5-1/2"	10	175	20124	—
6"	10	175	20125	—
6-1/2"	5	150	20126	—
7"	5	150	20127	—
7-1/2"	5	150	20128	—
8"	1	150	20129	—
8-1/2"	1	130	20130	—
9"	1	130	20131	—
9-1/2"	1	125	20132	—
10"	1	120	20133	—

1/2-13 Diameter
Wrench Size: 3/4"

Length	Pkg. Qty.	Case Qty.	Part No.	UOM /100
3/4"	25	425	20203	^
1"	25	425	20205	—
1-1/4"	25	375	20207	—
1-1/2"	25	350	20209	—
1-3/4"	25	310	20210	—
2"	10	275	20211	—
2-1/4"	10	250	20212	—
2-1/2"	10	235	20213	—
2-3/4"	10	220	20214	—
3"	10	200	20215	—
3-1/4"	10	190	20216	—
3-1/2"	10	175	20217	—
3-3/4"	10	165	20218	—
4"	5	160	20219	—
4-1/4"	5	140	20220	—
4-1/2"	5	140	20221	—
5"	5	125	20223	—
5-1/2"	5	115	20224	—
6"	5	110	20225	—
6-1/2"	1	100	20226	—
7"	1	95	20227	—
7-1/2"	1	90	20228	—
8"	1	80	20229	—
8-1/2"	1	80	20230	—
9"	1	75	20231	—
9-1/2"	1	70	20232	—
10"	1	65	20233	—

5/8"-11 Diameter
Wrench Size: 15/16"

Length	Pkg. Qty.	Case Qty.	Part No.	UOM /100
1"	10	200	20305	^
1-1/4"	10	200	20307	—
1-1/2"	10	190	20309	—
1-3/4"	10	180	20310	—
2"	5	165	20311	—
2-1/4"	5	150	20312	—
2-1/2"	5	140	20313	—
2-3/4"	5	130	20314	—
3"	5	120	20315	—
3-1/4"	5	110	20316	—
3-1/2"	5	105	20317	—
3-3/4"	5	100	20318	—
4"	1	95	20319	—
4-1/2"	1	85	20321	—
5"	1	80	20323	—
5-1/2"	1	70	20324	—
6"	1	65	20325	—

Square Head Bolts - Plain Finish Cont.



5/8"-11 Diameter Cont.
Wrench Size: 15/16"

Length	Pkg. Qty.	Case Qty.	Part No.	UOM /100
6-1/2"	1	65	20326	—
7"	1	60	20327	—
7-1/2"	1	55	20328	—
8"	1	50	20329	—
8-1/2"	1	50	20330	—
9"	1	45	20331	—
9-1/2"	1	45	20332	—
10"	1	43	20333	—

3/4"-10 Diameter
Wrench Size: 1-1/8"

Length	Pkg. Qty.	Case Qty.	Part No.	UOM /100
1"	10	150	20355	^—
1-1/4"	10	130	20357	—
1-1/2"	10	120	20359	—
1-3/4"	10	115	20360	—
2"	5	105	20361	—
2-1/4"	5	95	20362	—
2-1/2"	5	90	20363	—
2-3/4"	5	85	20364	—
3"	5	80	20365	—
3-1/4"	5	75	20366	—
3-1/2"	5	70	20367	—
3-3/4"	5	65	20368	—
4"	1	65	20369	—
4-1/2"	1	55	20371	—
5"	1	50	20373	—
5-1/2"	1	50	20374	—
6"	1	45	20375	—
6-1/2"	1	40	20376	—
7"	1	40	20377	—
7-1/2"	1	35	20378	—
8"	1	35	20379	—
8-1/2"	1	30	20380	—
9"	1	30	20381	—
9-1/2"	1	30	20382	—
10"	1	30	20383	—
10-1/2"	1	25	20384	—
11"	1	25	20385	—
12"	1	25	20386	—

7/8"-9 Diameter
Wrench Size: 1-5/16"

Length	Pkg. Qty.	Case Qty.	Part No.	UOM /100
1-1/2"	10	70	20409	^—
2"	5	70	20411	—
2-1/4"	5	65	20412	—
2-1/2"	5	60	20413	—
2-3/4"	5	55	20414	—
3"	5	55	20415	—
3-1/4"	5	50	20416	—
3-1/2"	5	50	20417	—
3-3/4"	5	45	20418	—
4"	1	45	20419	—
4-1/2"	1	40	20421	—
5"	1	35	20423	—
5-1/2"	1	35	20424	—
6"	1	30	20425	—
6-1/2"	1	30	20426	—
7"	1	28	20427	—
7-1/2"	1	27	20428	—
8"	1	26	20429	—
8-1/2"	1	24	20430	—
9"	1	23	20431	—
9-1/2"	1	20	20432	—
10"	1	20	20433	—
10-1/2"	1	19	20434	—
11"	1	19	20435	—

1"-8 Diameter
Wrench Size: 1-1/2"

Length	Pkg. Qty.	Case Qty.	Part No.	UOM /100
2	1	50	20461	^—
2-1/4	1	45	20462	—
2-1/2	1	45	20463	—
2-3/4	1	40	20464	—
3	1	40	20465	—
3-1/4	1	35	20466	—
3-1/2	1	35	20467	—
3-3/4	1	35	20468	—
4	1	30	20469	—
4-1/2	1	30	20471	—
4-3/4	1	30	20472	—
5	1	25	20473	—
5-1/2	1	25	20474	—
6	1	25	20475	—
6-1/2	1	23	20476	—
7	1	22	20477	—
7-1/2	1	20	20478	—
8	1	19	20479	—
8-1/2	1	18	20480	—
9	1	15	20481	—
9-1/2	1	15	20482	—
10	1	15	20483	—
10-1/2	1	15	20484	—
11	1	14	20485	—
12	1	13	20486	—
13	1	12	20487	—
14	1	10	20488	—

1-1/4"-7 Diameter
Wrench Size: 1-7/8"

Length	Pkg. Qty.	Case Qty.	Part No.	UOM /100
3	1	20	20565	^—
3-1/4	1	20	20566	—
3-1/2	1	20	20567	—
3-3/4	1	19	20568	—
4	1	19	20569	—
4-1/2	1	18	20571	—
4-3/4"	1	19	20595	—
5	1	17	20573	—
5-1/2	1	15	20574	—
6	1	14	20575	—
6-1/2	1	14	20576	—
7	1	13	20577	—
7-1/2	1	12	20578	—
8	1	11	20579	—
9	1	10	20581	—
9-1/2	1	10	20582	—
11	1	10	20585	—
12	1	10	20586	—
13	1	10	20587	—

1-1/2"-6 Diameter
Wrench Size: 2-1/16"

Length	Pkg. Qty.	Case Qty.	Part No.	UOM /100
5	1	10	20623	^—
5-1/2	1	10	20624	—
7	1	10	20627	—
8	1	10	20629	—

U-Bolts

U-Bolts

Round-Bend U-Bolts
Steel - Zinc Plated
Packaged in quantities of 10

Most commonly used with steel or wrought iron pipe sizes 1/4" - 1- 1/2"

Thread Dia.	Inside Width (in)	Inside Lgth. (in)	Thread Lgth.	Pipe Size	Part No.	Use U-Bolt Plate No.	UOM /100
1/4-20	9/16	1-1/4	3/4	1/4	42000	1	^
1/4-20	3/4"	1-1/4"	5/8"	3/8	42002	1	—
1/4-20	3/4	2-1/4	1-1/2	3/8	42003	1	—
1/4-20	1"	1-3/4"	1"	1/2	42004	1	—
1/4-20	1	2-3/4	1-1/4	1/2	42005	1	—
1/4-20	1-1/8	2	1	3/4	42010	1	—
1/4-20	1-1/4"	2-1/4"	1-1/4"	3/4	42001	2	—
1/4-20	1-1/8	3-5/16	1-1/2	3/4	42011	1	—
1/4-20	1-1/2"	2-3/4"	1-3/8"	1	42016	2	—
1/4-20	1-3/8	3-7/16	2-3/8	1	42017	2	—
1/4-20	1-3/4"	2-3/4"	1-1/4"	1-1/4	42022	3	—
1/4-20	1-3/4	3	1-3/8	1-1/4	42023	3	—
1/4-20	2"	3-1/4"	1-3/8"	1-1/2	42028	3	—
1/4-20	2	3-1/2	1-5/8	1-1/2	42029	3	—
5/16-18	1	2-3/16	1-3/8	1/2	42006	1 or 2	—
5/16-18	1-1/8	2-3/16	1	3/4	42012	2	—
5/16-18	1-3/8"	2-3/16"	1"	1	42018	2	—
5/16-18	1-3/8	3-5/8	2"	1	42019	NA	—
5/16-18	1-1/2	2-11/16	1"	1	42021	NA	—
5/16-18	1-3/4"	2-11/16"	1-1/8"	1-1/4	42024	3	—
5/16-18	1-3/4	4-1/2	2	1-1/4	42025	3	—
5/16-18	2"	2-11/16"	1"	1-1/2	42030	3	—
5/16-18	2	4-3/4	3	1-1/2	42031	3	—
5/16-18	2-1/2"	3-3/16"	1"	2	42034	4	—
5/16-18	2-1/2	5-5/8	3	2	42035	4	—
5/16-18	3-1/16	3-11/16	1	2-1/2	42038	5	—
3/8-16	1	2-1/4	1-1/4	1/2	42008	4A	—
3/8-16	1-1/4"	2-1/4"	1-1/4"	3/4	42014	4A	—
3/8-16	1-1/2"	2-1/2"	1-1/4"	1	42020	4B	—
3/8-16	1-3/4"	2-3/4"	1-1/8"	1-1/4	42026	4B	—
3/8-16	2"	2-5/8"	1-1/4"	1-1/2	42032	4	—
3/8-16	2-1/2"	3-1/8"	1-1/4"	2	42036	4	—
3/8-16	3"	3-5/8"	1-1/4"	2-1/2	42040	5	—
3/8-16	3	6-5/8	3	2-1/2	42041	5	—
3/8-16	3-1/2"	4-1/8"	1-1/4"	3	42044	5	—
3/8-16	4	5-1/2	2-1/4	3-1/2	42048	7	—
3/8-16	4-1/2	6	2-1/4	4	42052	7	—
1/2-13	3	4-1/2	1-5/8	2-1/2	42042	6	—
1/2-13	3-1/2	5	1-1/2	3	42046	6	—
1/2-13	3-1/2	8-1/2	3	3	42047	NA	—
1/2-13	4	5-1/2	1-1/2	3-1/2	42050	7	—
1/2-13	4-1/2	6	1-1/2	4	42054	7	—
1/2-13	5-5/8	7-1/4	2	5	42056	NA	—
1/2-13	6-3/4	8-3/8	2	6	42058	NA	—
1/2-13	8-3/4	10-3/8	2	8	42060	NA	—
3/4-10	10-7/8	13-13/16	4"	10	0156412	NA	—
7/8-9	12-7/8	16-1/16	4-1/4"	12	0156413	NA	—
7/8-9	14-1/8	17-5/16	4-1/4"	14	0156414	NA	—
7/8-9	16-1/8	19-5/16	4-1/4"	16	0156415	NA	—
1-8	18-1/8	21-11/16	4-3/4"	18	0156416	NA	—

Vulcanized Polyolefin Coated Round Bend U Bolts
Steel-Galvanized

Vulcanized Polyolefin provides corrosion resistance and cathodic protection.

Part No.	Diameter	Thread	Inside Width	Inside Length	Thread Lgth.	Pipe Size	Pkg. Qty.	UOM Per Ea.
11105114	1/4	0.25	1-1/8"	2-5/8"	2.5	3/4"	1	—
11105115	1/4	0.25	1-3/8"	2-3/4"	2.5	1"	1	—
11105117	3/8	0.375	2"	3"	2.5	1-1/2"	1	—
11105118	3/8	0.375	2-1/2"	3-1/4"	2.5	2"	1	—
11105119	1/2	0.5	3"	3-3/4"	3	2-1/2"	1	—
11105120	1/2	0.5	3-5/8"	4"	3	3"	1	—
11105121	1/2	0.5	4-5/8"	4-1/2"	3	4"	1	—
11105123	5/8	0.625	6-3/4"	6-1/8"	3.75	6"	1	—
11105124	5/8	0.625	8-3/4"	7-7/8"	3.75	8"	1	—
11105125	3/4	0.75	10-7/8"	8-3/8"	4	10"	1	—
11105126	7/8	0.875	12-7/8"	9-5/8"	4.25	12"	1	—

U-Bolt Plates
Steel - Zinc Plated
Packaged in quantities of 10

Part No.	Plate No.	Width between Slots	Width	Overall Lgth.	UOM /100
42080	1	5/16"	3/4	2-3/32"	^
42081	2	25/32"	3/4	2-9/16"	—
42082	3	1-3/8"	3/4	3-1/8"	—
42083	4	1-27/32"	3/4	3-11/16"	—
42087	4A	7/8"	3/4	2-3/4"	—
42088	4B	1-3/8"	3/4	2-3/4"	—
42084	5	2-7/8"	3/4	4-23/32"	—
42085	6	2-7/8"	1	5-7/16"	—
42086	7	3-7/8"	1	6-3/8"	—

304 Stainless Steel U-Bolts
Packaged in quantities of 10

Part No.	Thread Dia.	Inside Width	Inside Length	Thread Lgth.	Pipe Size
74618	1/4-20	9/16"	1-1/4"	3/4"	1/4"
0175683	1/4-20	3/4"	1-1/4"	5/8"	3/8"
0156419	1/4-20	3/4"	2-1/4"	1-1/2"	3/8"
74619	1/4-20	1"	1-3/4"	1"	1/2"
74620	1/4-20	1-1/8"	2"	1"	3/4"
0156420	1/4-20	1-1/4"	2-1/4"	1-1/4"	3/4"
0175687	1/4-20	1-1/8"	3-5/16"	2-3/8"	3/4"
74621	1/4-20	1-1/2"	2-3/4"	1-3/8"	1"
0175688	1/4-20	1-3/8"	3-7/16"	2-3/8"	1"
74622	1/4-20	1-3/4"	3"	1-3/8"	1-1/4"
74623	1/4-20	2"	3-1/4"	1-3/8"	1-1/2"
74624	1/4-20	2-1/2"	3-1/4"	1-3/4"	2"
0156421	5/16-18	1"	2-3/16"	1-3/8	1/2"
74630	5/16-18	1-3/8"	2-3/16"	1"	1"
0156422	5/16-18	1-1/2"	2-3/16"	1"	1"
74631	5/16-18	1-3/4"	2-11/16"	1-1/8"	1-1/4"
74632	5/16-18	2"	2-11/16"	1"	1-1/2"
74633	5/16-18	2-1/2"	3-3/16"	1"	2"
74634	5/16-18	3"	3-11/16	1-1/4"	2-1/2"
0156423	3/8-16	1"	2-1/4"	1-1/4"	1/2"
0156424	3/8-16	1-1/4"	2-1/4"	1-1/4"	3/4"
74635	3/8-16	1-1/2"	2-1/2"	1-1/4"	1"
74636	3/8-16	1-3/4"	2-3/4"	1-1/8"	1-1/4"

U-Bolts Cont.

Thread Dia.	Inside Width	Inside Length	Thread Lgth.	Pipe Size	Part No.
3/8-16	2"	2-5/8"	1-1/4"	1-1/2"	74637
3/8-16	2-1/2"	3-1/8	1-1/4"	2"	74638
3/8-16	3"	3-5/8"	1-1/4"	2-1/2"	74639
3/8-16	3-1/2"	4-1/8"	1-1/4"	3"	74640
3/8-16	4"	5-1/2"	2-1/4"	3-1/2"	74641
1/2-13	3"	4-1/2"	1-5/8"	2-1/2"	74643
1/2-13	3-1/2"	5"	1-1/2"	3"	74644
1/2-13	4"	5-1/2"	1-1/2"	3-1/2"	0156425
1/2-13	4-1/2"	6"	1-1/2"	4"	74645
1/2-13	5-5/8"	7-1/4"	2"	5"	0156426
1/2-13	5-5/8"	7-3/4"	2"	5"	74646
1/2-13	6-3/4"	8-3/8"	2"	6"	0156427
1/2-13	6-3/4"	9"	2"	6"	74647
1/2-13	8-3/4"	10-3/8"	2"	8"	74648
5/8-11	6-3/4"	9-7/16	3-3/4"	6"	74649
5/8-11	8-3/4"	11-7/16	11-7/16	8"	74650
3/4-10	10-7/8"	13-7/8	4"	10"	74651
7/8-9	12-7/8	16-1/16"	4-1/4"	12"	74652
7/8-9	14-1/8"	17-5/16"	4-1/2	14"	74653
7/8-9	16-1/8"	19-5/16"	4-1/4"	16"	0156428

Hot Dipped Galvanized

Thread Dia.	Inside Width (in)	Inside Lgth. (in)	Thread Lgth.	Size	Use U-Bolt Plate No.	Hot Dipped Galvanized Part No.
1/4-20	9/16	1-1/4	3/4"	1/4	1	0156481
1/4-20	3/4	1-1/4	5/8"	3/8	1	0156482
1/4-20	3/4	2-1/4	1-1/2"	3/8	1	0156483
1/4-20	1	1-3/4	1"	1/2	1	41902
1/4-20	1	2-3/4	1-1/4"	1/2	1	0156484
1/4-20	1-1/8	2	1"	3/4	1	41903
1/4-20	1-1/8	3-1/8	1-1/2"	3/4	1	0156485
1/4-20	1-1/2	2-3/4	1-3/8"	1	2	41904
1/4-20	1-3/4	3	1-3/8"	1-1/4	3	41905
1/4-20	2	3-1/4	1-3/8"	1-1/2	3	41906
1/4-20	2	3-1/2	1-5/8"	1-1/2	3	41907
5/16-18	1	2-3/16	1-3/8"	1/2	1 or 2	0156487
5/16-18	1-1/8	2-3/16	1"	3/4	2	41910
5/16-18	1-3/8	2-3/16	1"	1	2	41911
5/16-18	1-3/8	3-5/8	2"	1	NA	0156488
5/16-18	1-3/4	2-11/16	1-1/8"	1-1/4	3	0156490
5/16-18	1-3/4	4-1/2	2"	1-1/4	3	0156491
5/16-18	2	2-11/16	1"	1-1/2	3	41912
5/16-18	2-1/2	3-3/16	1"	2	4	41913
3/8-16	1	2-1/4	1-1/4"	1/2	4A	41920
3/8-16	1-1/4	2-1/4	1-1/4"	3/4	4A	41921
3/8-16	1-1/2	2-1/2	1-1/4"	1	4B	41922
3/8-16	1-3/4	2-3/4	1-1/8"	1-1/4	4B	0156495
3/8-16	2	2-5/8	1-1/4"	1-1/2	4	41924
3/8-16	3	3-5/8	1-1/4"	2-1/2	5	41926
3/8-16	3	6-5/8	3"	2-1/2		0156496
3/8-16	3-1/2	4-1/8	1-1/4"	3	5	41927
3/8-16	4-1/2	6	2-1/4"	4	7	41928
1/2-13	3	4-1/2	1-5/8"	2-1/2	6	41930
1/2-13	3-1/2	5	1-1/2"	3	6	41931
1/2-13	3-1/2	8-1/2	3"	3	NA	0156497
1/2-13	4-1/2	5-1/2	1-1/2"	3-1/2	7	0156498
1/2-13	4-1/2	6	1-1/2	4	7	41932
1/2-13	5-5/8	7-1/4	2"	5	NA	41933
1/2-13	6-3/4	8-3/8	2"	6	NA	41934
1/2-13	8-3/4	10-3/8	2"	8	NA	0156499
7/8-9	12-7/8	16-1/16	4-1/4"	12	NA	41960
7/8-9	14-1/8	17-5/1	4-1/4"	14	NA	41961
7/8-9	16-1/8	19-5/16	4-1/4"	16	NA	41962
1-8				20	NA	41971
1-8				24	NA	41972

316 Stainless Steel U-Bolts

Nuts are not included, part numbers are on page 16-1.

Thread Dia.	Inside Width (in)	Inside Lgth. (in)	Thread Lgth.	Size	Part No.
5/16-18	0.94	2.41	1-1/2"	1/2	0127309
5/16-18	1.41	3.04	1-1/2"	1	0127311
5/16-18	1.76	3.16	1-1/2"	1-1/4	0127312
5/16-18	2	3.48	1-1/2"	1-1/2	0127313
3/8-16	2-1/2	4.30	1-3/4"	2	0127314
3/8-16	3	4.80	2-1/2"	2-1/2	0127315
3/8-16	3.61	5.36	1-3/4"	3	0127316
3/8-16	4.11	5.80	1-3/4"	3-1/2	0127317
3/8-16	4.61	6.50	1-3/4"	4	0127318
1/2-13	5.63	7.75	3"	5	0127319
5/8-11	6-3/4	9.50	3-1/2"	6	0127320
5/8-11	8-3/4	11.50	3-3/4"	8	0127321
3/4-10	10.88	13.75	4"	10	0127322
7/8-9	12.88	16.00	4-1/4"	12	0127323

304 Stainless Steel Long Tangent U-Bolts

Thread Dia.	Inside Width	Inside Length	Thread Lgth.	Pipe Size	Part No.
1/4-20	7/8"	2-15/16"	2-1/2"	1/2"	0156464
1/4-20	1-1/8"	3-3/16"	2-1/2"	3/4"	0156465
1/4-20	1-3/8"	3-7/16"	2-1/2"	1"	0156466
3/8-16	15/16"	3"	2-3/8"	1/2"	0156467
3/8-16	1-3/8"	3-7/16"	2-3/8"	1"	0156469
3/8-16	1-11/16"	3-23/32"	2-3/8"	1-1/4"	0156470
3/8-16	2"	4"	2-1/2"	1-1/2"	0156471
3/8-16	2-7/16"	4-7/16"	2-1/2"	2"	0156472
1/2-13	2-15/16"	5-7/32"	3"	2-1/2"	0156473
1/2-13	3-9/16"	5-3/4"	3"	3"	0156474
1/2-13	4-1/16"	6-1/4"	3"	3-1/2"	0156475
1/2-13	4-9/16"	6-3/4"	3"	4"	0156476
1/2-13	5-5/8"	7-13/16"	3"	5"	0156477
5/8-11	6-3/4"	9-1/2"	3-3/4"	6"	0156478
5/8-11	8-3/4"	11-1/8"	3-3/4"	8"	0156479
3/4-10	10-7/8"	13-13/16"	4"	10"	0156480

If its not on our shelf...we'll make it!
Ask the local store to quote your threaded and machined parts.

FASTENERS

U-Bolts, Turned Eye Bolts

U-Bolts Cont.

Square Bend U-Bolts
Zinc Plated and Hot Dipped Galvanized

Zinc Part No.	Hot Dipped Galvanized Part No.	Diameter	Inside Width	Overall Lgth.	Thread Lgth.
0156429	0156514	3/8-16	2"	3	1-1/2"
0156430	0156515	3/8-16	2"	5	3"
0156431	0156516	3/8-16	2"	7	3-3/4"
	0156517	3/8-16	4"	3	1-1/2"
0156433	0156518	3/8-16	4"	5	3"
0156434	0156519	3/8-16	4"	7	3-3/4"
0156435	0156520	3/8-16	6"	5	3"
0156436	0156521	3/8-16	6"	7	3-3/4"
0156437	0156522	3/8-16	6"	9	5-5/8"
42070		5/8-11	3-1/2"	14	NA
42074		5/8-11	4"	18	
42076		3/4-10	4"	14	

Long Tangent U-Bolts
Zinc Plated and Hot Dipped Galvanized



Zinc Part No.	Hot Dipped Galvanized Part No.	Size	Diameter	Inside Width (in)	Inside Lgth. (in)	Thread Lgth.
0156447	0156500	1/2	1/4-20	7/8	2-15/16	2-1/2"
0156448	0156501	3/4	1/4-20	1-1/8	3-3/16	2-1/2"
0156449	0156502	1	1/4-20	1-3/8	3-7/16	2-1/2"
0156450	0156503	1/2	3/8-16	15/16	3	2-3/8"
0156451	0156504	3/4	3/8-16	1-1/8	3-5/16	2-3/8"
0156452	0156505	1	3/8-16	1-3/8	3-7/16	2-3/8"
0156453	0156506	1-1/4	3/8-16	1-11/16	3-23/32	2-3/8"
0156454	0156507	1-1/2	3/8-16	2	4	2-1/2"
0156455	0156508	2	3/8-16	2-7/16	4-7/16	2-1/2"
0156456	0156509	2-1/2	1/2-13	2-15/16	5-7/32	3"
0156457	0156510	3	1/2-13	3-9/16	5-3/4	3"
0156458	0156511	3-1/2	1/2-13	4-1/16	6-1/4	3"
0156459	0156512	4	1/2-13	4-9/16	6-3/4	3"
0156460	0156513	5	1/2-13	5-5/8	7-13/16	3"
0156461	41940	6	5/8-11	6-3/4	9-1/2	3-3/4"
0156462	41941	8	5/8-11	8-3/4	11-1/8	3-3/4"
0156463	41950	10	3/4-10	10-7/8	13-13/16	4"

304 Stainless Steel Square Bend U-Bolts

Part No.	Thread Dia.	Inside Width	Overall Lgth.	Thread Lgth.
0156438	3/8-16	2"	3	1-1/2"
0156439	3/8-16	2"	5	3"
0156440	3/8-16	2"	7	3-3/4"
0156441	3/8-16	4"	3	1-1/2"
0156442	3/8-16	4"	5	3"
0156443	3/8-16	4"	7	3-3/4"
0156444	3/8-16	6"	5	3"
0156445	3/8-16	6"	7	3-3/4"
0156446	3/8-16	6"	9	5-5/8"

Turned Eye Bolts

Turned Eye Bolts
Zinc Plated

Size	Part No.	Shank Lgth.	Inside Dia.	Rated Capacity (lbs)	Pkg. Qty.	UOM /100
1/8-32	42200	3/4"	1/4	22	25	^—
5/32-32	42201	1-1/8"	1/4	36	25	—
3/16-24	42202	1"	3/8	38	25	—
3/16-24	42203	1-3/8"	5/16	38	25	—
3/16-24	42204	2"	3/8	38	25	—
3/16-24	42205	3"	3/8	38	25	—
3/16-24	42206	7/8"	3/8	3/8	25	—
3/16-24	42207	1-5/16"	5/16	38	25	—
7/32-24	42232	1-1/2"	3/8	52	25	—
1/4-20	42233	1"	9/16	74	25	—
1/4-20	42208	1-1/8"	1/2	74	25	—
1/4-20	42209	1-1/2"	1/2	74	25	—
1/4-20	42210	1-7/8"	7/16	74	25	—
1/4-20	42211	2"	1/2	74	25	—
1/4-20	42212	2-1/2"	1/2	74	25	—
1/4-20	42213	3"	1/2	74	25	—
1/4-20	42214	3-1/2"	1/2	74	25	—
1/4-20	42215	4"	1/2	74	25	—
1/4-20	42216	5"	1/2	74	25	—
1/4-20	42217	6"	1/2	74	25	—
3/16-24	42218	1-5/8"	1/2	74	25	—
3/16-24	42219	2-1/4"	3/8	74	25	—
5/16-18	42220	1"	5/8	96	25	—
5/16-18	42221	1-1/2"	3/4	96	25	—
5/16-18	42222	2"	5/8	96	25	—
5/16-18	42223	2-1/4"	9/16	96	25	—
5/16-18	42224	2-1/2"	5/8	96	25	—
5/16-18	42225	3"	5/8	96	25	—
5/16-18	42226	3-1/2"	5/8	96	25	—
5/16-18	42227	4"	5/8	96	25	—
5/16-18	42228	5"	5/8	96	25	—
5/16-18	42229	6"	5/8	96	25	—
5/16-18	42230	6-1/2"	7/8	96	25	—
5/16-18	42231	6-11/16"	3/4	96	25	—
3/8-16	42234	1"	3/4	144	25	—
3/8-16	42235	1-1/2"	3/4	144	25	—
3/8-16	42236	2"	3/4	144	25	—
3/8-16	42237	2-1/4"	3/4	144	25	—
3/8-16	42238	2-1/2"	3/4	144	25	—
3/8-16	0156200	2-1/2"	21/32	144	25	—
3/8-16	42239	3"	3/4	144	25	—
3/8-16	42240	3-1/2"	3/4	144	25	—
3/8-16	42241	4-1/4"	1	144	25	—
3/8-16	42243	6-1/4"	1	144	25	—
3/8-16	42245	6-15/16"	9/16	144	25	—
3/8-16	42257	4"	3/4	144	25	—
3/8-16	42242	5"	3/4	144	25	—
3/8-16	42247	6"	3/4	144	25	—
3/8-16	42248	8"	3/4	144	10	—
3/8-16	42249	10"	3/4	144	10	—
3/8-16	42250	12"	3/4	144	10	—
3/8-16	42253	2-5/8"	5/8	144	25	—
3/8-16	42256	3-1/4"	1	144	25	—
7/16-14	42254	6"	7/8	216	10	—
7/16-14	42255	8"	7/8	216	10	—
1/2-13	42260	2"	1	298	10	—
1/2-13	42261	5-3/4"	1	298	10	—
1/2-13	42262	3"	1	298	10	—
7/16-14	42263	4-1/8"	1	298	10	—
1/2-13	42264	4"	1	298	10	—
1/2-13	42265	5"	1	298	10	—
1/2-13	42266	6"	1	298	10	—
1/2-13	42267	7-3/4"	1	298	10	—
1/2-13	42268	8"	1	298	10	—
1/2-13	42270	9-3/4"	1	298	10	—
1/2-13	42269	10"	1	298	10	—

J-Bolts, Screw Eye, Forged Lag Eye Bolts, Hex Lag Screws

J-Bolts

Steel, Zinc Plated

Thread Dia.	Thread Lgth.	Overall Lgth.	Part No.	UOM /100
3/16-24	1-1/4	1-7/8	42110	^—
7/32-24	1-1/4	2-1/8	42111	—
1/4-20	1-1/2	2-5/16	42112	—
5/16-18	2	3	42113	—
3/8-16	2-1/4	3-3/4	42114	—
3/8-16	2-1/4	5	42115	—
3/8-16	2-1/4	7	42116	—
1/2-13	3	6	42117	—

Screw Eye Bolts



Diameter	Eye Size	Overall Lgth.	Thread Lgth.	Part No.	UOM /100
.080	1/4	7/8"	5/16	42125	^—
1/8	1/4	1-3/16"	9/16	42158	—
1/8	3/8	1-5/16"	9/16	42156	—
1/8	3/8	1-7/16"	1/2	42153	—
.135	1/2	1-3/8"	1/2	42126	—
3/16	1/4	1-3/8"	5/8	42157	—
3/16	3/8	1-9/16"	5/8	42155	—
3/16	1/2	1-3/16"	3/4	42154	—
3/16	1/2	1-5/8"	5/8	42127	—
3/16	9/16	1-7/8"	3/4	42151	—
1/4	1/2	2-1/16"	7/8	42128	—
1/4	1/2	3-11/16"	2	42129	—
1/4	1/2	4-7/8"	2	42130	—
1/4	9/16	5"	2	42131	—
5/16	5/8	3-7/8"	2	42133	—
5/16	5/8	5-13/16"	2	42134	—
5/16	3/4	2-5/8"	1-1/8	42132	—
5/16	13/16	2-3/4"	1-1/4	42150	—
3/8	1	4-1/2"	2	42139	—
3/8	3/4	4-3/8"	2-1/2	42136	—
3/8	3/4	7-5/16"	2-1/2	42137	—
3/8	1-1/8	3-3/4"	1-1/2	42135	—
1/2	1	5-1/4"	2-3/4	42138	—

Forged Lag Eye Bolts

Diameter	Shank Lgth.	Outside Dia.	Inside Dia.	Overall Lgth.	Thread Lgth.	Part No.
1/4	2"	1	1/2	3"	1-1/2"	42141
5/16	2-1/4"	1-1/4	5/8	3-1/2"	1-5/8"	42142
3/8	2-1/2"	1-1/2	3/4	4"	1-3/4"	42143
1/2	3-1/4"	2	1	5-1/4"	2-1/8"	42144
5/8	4-1/2"	2-5/16	1-1/4	6-13/16"	2-1/2"	42145
3/4	4-1/2"	2-3/4	1-1/2	7-1/4"	3"	42146

Hex Lag Screws

Plain, Galvanized or Zinc Plated

1/4" Diameter
Wrench Size 7/16"

			Plain		Hot Dipped Galvanized		Zinc	
Length	Pkg. Qty.	Case Qty.	Part No.	UOM /100	Part No.	UOM /100	Part No.	UOM /100
1	100	3000	22005	^—	22086	^—	22055	^—
1-1/8	100	2500	22006	—			22056	—
1-1/4	100	2500	22007	—	22087	—	22057	—
1-3/8	100	2000	22008	—			22058	—
1-1/2	100	1800	22009	—	22088	—	22059	—
1-3/4	100	1800	22010	—	22089	—	22060	—
2	50	1400	22011	—	22090	—	22061	—
2-1/4	50	1200	22012	—	22091	—	22062	—
2-1/2	50	1100	22013	—	22092	—	22063	—
2-3/4	50	1000	22014	—	22093	—	22064	—
3	50	900	22015	—	22094	—	22065	—
3-1/4	50	850	22016	—	22095	—	22066	—
3-1/2	50	800	22017	—	22096	—	22067	—
3-3/4	50	750	22018	—	22097	—	22068	—
4	25	700	22019	—	22098	—	22069	—
4-1/4	25	675	22020	—			22070	—
4-1/2	25	650	22021	—	22099	—	22071	—
4-3/4	25	625	22022	—			22072	—
5	25	600	22023	—	22100	—	22073	—
5-1/2	25	550	22024	—	22101	—	22074	—
6	10	500	22025	—	22102	—	22075	—
6-1/2	10	450	22026	—			22076	—
7	10	400	22027	—			22077	—
7-1/2	10	350	22028	—			22078	—
8	10	300	22029	—			22079	—
8-1/2	10	250	22030	—			22080	—
9	10	200	22031	—			22081	—
9-1/2	10	200	22032	—			22082	—
10	10	150	22033	—			22083	—
10-1/2	5	150	22034	—			22084	—
11	5	150	22035	—			22085	—

Hex Lag Screws

Hex Lag Screws Cont.

Plain, Galvanized or Zinc Plated

5/16" Diameter
Wrench Size 1/2"

Length	Pkg. Qty.	Case Qty.	Plain Part No.	Plain UOM /100	Hot Dipped Galvanized Part No.	Hot Dipped Galvanized UOM /100	Zinc Part No.	Zinc UOM /100
1"	100	1600	22105	^—	22137	^—	22155	^—
1-1/8"	100	1400	22106	—			22156	—
1-1/4"	100	1300	22107	—	22138	—	22157	—
1-3/8"	100	1200	22108	—			22158	—
1-1/2"	100	1100	22109	—	22139	—	22159	—
1-3/4"	100	1000	22110	—	22140	—	22160	—
2"	50	850	22111	—	22141	—	22161	—
2-1/4"	50	750	22112	—	22142	—	22162	—
2-1/2"	50	650	22113	—	22143	—	22163	—
2-3/4"	50	600	22114	—	22144	—	22164	—
3"	50	600	22115	—	22145	—	22165	—
3-1/4"	50	500	22116	—	22146	—	22166	—
3-1/2"	50	500	22117	—	22147	—	22167	—
3-3/4"	50	450	22118	—	22148	—	22168	—
4"	25	425	22119	—	22149	—	22169	—
4-1/4"	25	400	22120	—			22170	—
4-1/2"	25	375	22121	—	22150	—	22171	—
4-3/4"	25	350	22122	—			22172	—
5"	25	350	22123	—	22151	—	22173	—
5-1/2"	25	325	22124	—	22152	—	22174	—
6"	10	300	22125	—	22153	—	22175	—
6-1/2"	10	300	22126	—			22176	—
7"	10	275	22127	—			22177	—
7-1/2"	10	250	22128	—			22178	—
8"	10	225	22129	—			22179	—
8-1/2"	10	200	22130	—			22180	—
9"	10	175	22131	—			22181	—
9-1/2"	5	150	22132	—			22182	—
10"	5	125	22133	—			22183	—
10-1/2"	5	125	22134	—			22184	—
11"	5	125	22135	—			22185	—
12"	5	125	22136	—			22186	—

3/8" Diameter
Wrench Size 9/16"

Length	Pkg. Qty.	Case Qty.	Plain Part No.	Plain UOM /100	Hot Dipped Galvanized Part No.	Hot Dipped Galvanized UOM /100	Zinc Part No.	Zinc UOM /100
1"	50	1000	22205	^—	22187	^—	22255	^—
1-1/8"	50	1000	22206	—			22256	—
1-1/4"	50	1000	22207	—	22188	—	22257	—
1-3/8"	50	800	22208	—			22258	—
1-1/2"	50	800	22209	—	22189	—	22259	—
1-3/4"	50	750	22210	—	22190	—	22260	—
2"	25	700	22211	—	22191	—	22261	—
2-1/4"	25	600	22212	—	22192	—	22262	—
2-1/2"	25	500	22213	—	22193	—	22263	—
2-3/4"	25	500	22214	—	22194	—	22264	—
3"	25	400	22215	—	22195	—	22265	—
3-1/4"	25	400	22216	—	22196	—	22266	—
3-1/2"	25	325	22217	—	22197	—	22267	—
3-3/4"	10	300	22218	—	22198	—	22268	—
4"	10	300	22219	—	22199	—	22269	—
4-1/4"	10	275	22220	—			22270	—
4-1/2"	10	275	22221	—	22200	—	22271	—
4-3/4"	10	250	22222	—			22272	—
5"	10	250	22223	—	22201	—	22273	—
5-1/2"	10	225	22224	—	22202	—	22274	—
6"	5	200	22225	—	22203	—	22275	—
6-1/2"	5	200	22226	—	22204	—	22276	—
7"	5	200	22227	—	22103	—	22277	—
7-1/2"	1	200	22228	—	22104	—	22278	—
8"	1	200	22229	—	22154	—	22279	—
8-1/2"	1	200	22230	—			22280	—
9"	1	200	22231	—			22281	—
9-1/2"	1	200	22232	—			22282	—
10"	1	180	22233	—	0144117	—	22283	—
10-1/2"	1	180	22234	—			22284	—
11"	1	180	22235	—	0144118	—	22285	—
12"	1	180	22236	—			22286	—

1/2" Diameter
Wrench Size 3/4"

Length	Pkg. Qty.	Case Qty.	Plain Part No.	Plain UOM /100	Hot Dipped Galvanized Part No.	Hot Dipped Galvanized UOM /100	Zinc Part No.	Zinc UOM /100
1-1/2"	10	500	22309	^—	22237	^—	22359	^—
1-3/4"	10	500	22310	—			22360	—
2"	10	400	22311	—	22239	—	22361	—
2-1/4"	10	350	22312	—	22240	—		
2-1/2"	10	300	22313	—	22241	—	22363	—
2-3/4"	10	275	22314	—				
3"	10	250	22315	—	22243	—	22365	—
3-1/4"	10	225	22316	—				
3-1/2"	10	200	22317	—	22245	—	22367	—
3-3/4"	5	200	22318	—	22246	—		
4"	5	175	22319	—	22247	—	22369	—
4-1/4"	5	175	22320	—			22370	—
4-1/2"	5	150	22321	—	22248	—	22371	—
4-3/4"	5	150	22322	—			22372	—
5"	5	125	22323	—	22249	—	22373	—
5-1/2"	5	125	22324	—	22250	—	22374	—
6"	5	125	22325	—	22251	—	22375	—
6-1/2"	5	125	22326	—			22376	—
7"	1	100	22327	—	22253	—	22377	—
7-1/2"	1	100	22328	—			22378	—
8"	1	100	22329	—	22287	—	22379	—
8-1/2"	1	100	22330	—				
9"	1	100	22331	—	22289	—	22381	—
9-1/2"	1	100	22332	—				
10"	1	90	22333	—	22291	—	22383	—
10-1/2"	1	85	22334	—				
11"	1	80	22335	—			22385	—
12"	1	75	22336	—	22294	—	22386	—
13"	1	70	22337	—			22387	—
14"	1	65	22338	—	22295	—	22388	—
15"	1	60	22339	—			22389	—
16"	1	55			22296	—		
18"	1	50			22297	—	0111292	—

Hex Lag Screws Cont.

5/8" Diameter
Wrench Size 15/16"

Length	Pkg. Qty.	Case Qty.	Plain Part No.	Plain UOM /100	Hot Dipped Galvanized Part No.	Hot Dipped Galvanized UOM /100	Zinc Part No.	Zinc UOM /100
1-1/2"	5	250	22409	^			22459	^
1-3/4"	5	250					22460	—
2"	5	250	22411	—	22340	—	22461	—
2-1/2"	5	175	22413	—	22342	—	22463	—
2-3/4"	5	175					22464	—
3"	5	150	22415	—	22344	—	22465	—
3-1/4"	5	140			22345	—	22466	—
3-1/2"	5	130	22417	—	22346	—	22467	—
3-3/4"	5	125					22468	—
4"	1	120	22419	—	22348	—	22469	—
4-1/2"	1	100	22421	—	22349	—	22471	—
5"	1	75	22423	—	22350	—	22473	—
5-1/2"	1	75	22424	—	22351	—	22474	—
6"	1	75	22425	—	22352	—	22475	—
6-1/2"	1	75	22426	—	22353	—	22476	—
7"	1	75	22427	—	22354	—	22477	—
7-1/2"	1	75			22355	—		
8"	1	75	22429	—	22356	—	22479	—
8-1/2"	1	75					22480	—
9"	1	75	22431	—	22358	—	22481	—
9-1/2"	1	75			22390	—		
10"	1	75	22433	—	22391	—	22483	—
10-1/2"	1	75			22392	—		
11"	1	75	22435	—			22485	—
12"	1	75	22436	—	22394	—	22486	—
14"	1	75	22438	—	22395	—	22488	—
15"	1	75	22439	—				
16"	1	75			22396	—		
18"	1	75	0128549	—	22397	—		

3/4" Diameter
Wrench Size 1-1/8"

Length	Pkg. Qty.	Case Qty.	Plain Part No.	Plain UOM /100	Hot Dipped Galvanized Part No.	Hot Dipped Galvanized UOM /100	Zinc Part No.	Zinc UOM /100
2"	5	150	22511	^			22561	^
2-1/2"	5	125	22513	—	22440	—	22563	—
3"	5	100	22515	—	22442	—	22565	—
3-1/2"	5	85	22517	—	22444	—	22567	—
4"	1	75	22519	—	22446	—	22569	—
4-1/2"	1	60	22521	—			22571	—
5"	1	60	22523	—	22448	—	22573	—
5-1/2"	1	60	22524	—	22449	—	22574	—
6"	1	60	22525	—	22450	—	22575	—
6-1/2"	1	60			22451	—		
7"	1	60	22527	—	22452	—	22577	—
8"	1	50	22529	—	22455	—	22579	—
8-1/2"	1	50					22580	—
9"	1	50	22531	—	22457	—	22581	—
10"	1	50	22533	—	22490	—	22583	—
11"	1	50	22535	—				
12"	1	50	22536	—	22493	—	22586	—
13"	1	50					22587	—
14"	1	50	22538	—	22494	—	22588	—
15"	1	50	22539	—				
16"	1	50			22495	—		
18"	1	50	0128551	—	22496	—		

Socket Head Cap Screws

Coarse and Fine Thread
Plain and Zinc Plated

Socket Head Cap Screws are heat treated, have a black-oxide finish, and exceed Grade 8 strength. Diameters through 1/2" have Rockwell hardness of C39-45 and minimum tensile strength of 180,000 psi; diameters over 1/2" have Rockwell hardness of C37-45 and minimum tensile strength of 170,000 psi. Alloy steel conforms to ASTM A574. Length is measured from under head.

0-80 Diameter
Hex Drive=.050"

Length	Pkg. Qty.	Case Qty.	FNL Plain Part No.	FNL Plain UOM /100	FNL Zinc Part No.	FNL Zinc UOM /100	Holo-Krome Plain Part No.	Holo-Krome Plain UOM /100
1/8"	100	400	23000	^	93000	^	80000	^
3/16"	100	400	23001	—	93001	—	80001	—
1/4"	100	400	23002	—	93002	—	80002	—
5/16"	100	400	23009	—	93009	—		
3/8"	100	400	23003	—	93003	—	80003	—
1/2"	100	1000	23004	—	93004	—		
5/8"	100	1000	23005	—	93005	—		
3/4"	100	1000	23006	—	93006	—		
1"	100	1000	23007	—	93007	—		

1-72 Diameter
Hex Drive=1/16"

Length	Pkg. Qty.	Case Qty.	FNL Plain Part No.	FNL Plain UOM /100
1/8"	100	1000	23010	^
3/16"	100	1000	23011	—
1/4"	100	1000	23012	—
3/8"	100	1000	23013	—
1/2"	100	1000	23014	—
5/8"	100	1000	23015	—
3/4"	100	1000	23016	—
1"	100	1000	23017	—

2-56 Diameter
Hex Drive=5/64"

Length	Pkg. Qty.	Case Qty.	FNL Plain Part No.	FNL Plain UOM /100	Holo-Krome Plain Part No.	Holo-Krome Plain UOM /100
1/8"	100	1000	23020	^		
5/32"	100	1000	35650	—		
3/16"	100	1000	23021	—	80021	—
7/32"	100	1000	35651	—		
1/4"	100	1000	23022	—	80022	—
5/16"	100	1000	23018	—		
3/8"	100	1000	23023	—	80023	—
7/16"	100	1000	23019	—		
1/2"	100	1000	23024	—	80024	—
5/8"	100	1000	23025	—		
3/4"	100	1000	23026	—		
7/8"	100	1000	23028	—		
1"	100	1000	23027	—		
1-1/4"	100	1000	35653	—		
1-1/2"	100	1000	35654	—		
2"	100	1000	35655	—		

If its not on our shelf...we'll make it!
Ask the local store to quote your threaded and machined parts.

Socket Head Cap Screws

Socket Head Cap Screws Cont.

3-48 Diameter
Hex Drive=5/64"

Length	Pkg. Qty.	Case Qty.	FNL Plain Part No.	FNL Plain UOM /100	Holo-Krome Plain Part No.	Holo-Krome Plain UOM /100
1/8"	100	400	23030	^—		
3/16"	100	400	23031	—	80031	—
1/4"	100	400	23032	—	80032	—
5/16"	100	400	23029	—		
3/8"	100	400	23033	—	80033	—
1/2"	100	400	23034	—	80034	—
5/8"	100	400	23035	—		
3/4"	100	400	23036	—		
7/8"	100	400	23038	—		
1"	100	400	23037	—		
1-1/4"	100	400	35656	—		
1-1/2"	100	400	35657	—		

3-56 Diameter
Hex Drive=5/64"

Length	Pkg. Qty.	Case Qty.	FNL Plain Part No.	FNL Plain UOM /100
1/8"	100	500	22993	^—
3/16"	100	500	22994	—
1/4"	100	500	22995	—
3/8"	100	500	22996	—
1/2"	100	500	22997	—
5/8"	100	500	22998	—
3/4"	100	500	22999	—
1"	100	500	23008	—

4-40 Diameter
Hex Drive=3/32"

Length	Pkg. Qty.	Case Qty.	FNL Plain Part No.	FNL Plain UOM /100	FNL Zinc Part No.	FNL Zinc UOM /100	Holo-Krome Plain Part No.	Holo-Krome Plain UOM /100
1/8"	100	400	23040	^—	93040	^—		
3/16"	100	400	23041	—				
1/4"	100	400	23042	—	93042	—	80042	—
5/16"	100	400	23298	—				
3/8"	100	400	23043	—	93043	—	80043	—
7/16"	100	400	23039	—				
1/2"	100	400	23044	—	93044	—	80044	—
9/16"	100	400	35660	—				
5/8"	100	400	23045	—	93045	—	80045	—
3/4"	100	400	23046	—	93046	—	80046	—
7/8"	100	400	23061	—	93061	—	80051	—
1"	100	400	23047	—	93047	—	80047	—
1-1/8"	100	400	35661	—				
1-1/4"	100	400	23048	—	93048	—	0130476	—
1-1/2"	100	400	23049	—	93049	—		
1-3/4"	100	400	23050	—	93050	—		
2"	100	400	23069	—	93069	—		
3-1/2"	100	400	35667	—				

4-48 Diameter
Hex Drive=3/32"

Length	Pkg. Qty.	Case Qty.	FNL Plain Part No.	FNL Plain UOM /100
3/16"	100	500	23070	^—
1/4"	100	500	23071	—
5/16"	100	500	23072	—
3/8"	100	500	23073	—
1/2"	100	500	23074	—
5/8"	100	500	23075	—
3/4"	100	500	23076	—

5-40 Diameter
Hex Drive=3/32"

Length	Pkg. Qty.	Case Qty.	FNL Plain Part No.	FNL Plain UOM /100	FNL Zinc Part No.	FNL Zinc UOM /100	Holo-Krome Plain Part No.	Holo-Krome Plain UOM /100
1/8"	100	400	0154437	^—				
3/16"	100	400	23051	—	93051	—		
1/4"	100	400	23052	—			80052	—
5/16"	100	400	23077	—	93077	—		
3/8"	100	400	23053	—	93053	—	80053	—
7/16"	100	400	23078	—				
1/2"	100	400	23054	—			80054	—
5/8"	100	400	23055	—			80055	—
3/4"	100	400	23056	—	93056	—	80056	—
7/8"	100	400	23079	—				
1"	100	400	23057	—				
1-1/4"	100	400	23058	—				
1-1/2"	100	400	23059	—				
2"	100	400	23060	—				
3"	100	400	35669	—				

5-44 Diameter
Hex Drive=3/32″

Length	Pkg. Qty.	Case Qty.	FNL Plain Part No.	FNL Plain UOM /100	FNL Zinc Part No.	FNL Zinc UOM /100
1/4"	100	500	23062	^—	93062	^—
3/8"	100	500	23063	—	93063	—
1/2"	100	500	23064	—	93064	—
5/8"	100	500	23065	—	93065	—
3/4"	100	500	23066	—	93066	—
7/8"	100	500	23067	—	93067	—
1"	100	500	23068	—	93068	—

6-32 Diameter
Hex Drive=7/64"

Length	Pkg. Qty.	Case Qty.	FNL Plain Part No.	FNL Plain UOM /100	FNL Zinc Part No.	FNL Zinc UOM /100	Holo-Krome Plain Part No.	Holo-Krome Plain UOM /100
1/8"	100	2500	23080	^—	93080	^—		
3/16"	100	2500	23081	—	93081	—		
1/4"	100	2500	23082	—	93082	—	80082	—
5/16"	100	2500	23097	—				
3/8"	100	2500	23083	—			80083	—
7/16"	100	2500	23098	—	93098	—		
1/2"	100	2500	23084	—	93084	—	80084	—
9/16"	100	2500	35670	—				
5/8"	100	2500	23085	—	93085	—	80085	—
3/4"	100	2500	23086	—	93086	—	80086	—
7/8"	100	2500	23087	—	93087	—	80087	—
1"	100	2500	23088	—	93088	—	80088	—
1-1/8"	100	2500	23099	—	93099	—		
1-1/4"	100	2500	23089	—	93089	—	80089	—
1-5/16"	100	2500	35672	—				
1-3/8"	100	2500	23100	—				
1-1/2"	100	2500	23090	—	93090	—	80090	—
1-5/8"	100	2500	35673	—				
1-3/4"	100	2500	23091	—	93091	—	80091	—
1-7/8"	100	2500	35675	—				
2"	100	2500	23092	—	93092	—	80092	—
2-1/4"	100	2500	23093	—	93093	—		
2-1/2"	100	2500	23094	—				
2-3/4"	100	2500	23095	—				
3"	100	2500	23096	—				

Socket Head Cap Screws Cont.

6-40 Diameter
Hex Drive=7/64″

Length	Pkg. Qty.	Case Qty.	FNL Plain Part No.	FNL Plain UOM /100	Holo-Krome Plain Part No.	Holo-Krome Plain UOM /100
1/4"	100	2500	23102	^—	80102	^—
5/16"	100	2500	23109	—		
3/8"	100	2500	23103	—	80103	—
7/16"	100	2500	23127	—		
1/2"	100	2500	23104	—	80104	—
5/8"	100	2500	23105	—	80105	—
3/4"	100	2500	23106	—	80106	—
7/8"	100	2500	23107	—		
1"	100	2500	23108	—		
1-1/2"	100	2500	35677	—		
2"	100	2500	35678	—		

8-32 Diameter
Hex Drive=9/64

Length	Pkg. Qty.	Case Qty.	FNL Plain Part No.	FNL Plain UOM /100	FNL Zinc Part No.	FNL Zinc UOM /100	Holo-Krome Plain Part No.	Holo-Krome Plain UOM /100
1/8"	100	2500	23110	^—	93110	^—		
3/16"	100	2500	23111	—				
1/4"	100	2500	23112	—	93112	—	80112	—
5/16"	100	2500	23128	—	93128	—		
3/8"	100	2500	23113	—	93113	—	80113	—
7/16"	100	2500	23129	—				
1/2"	100	2500	23114	—	93114	—	80114	—
9/16"	100	2500	35679	—				
5/8"	100	2500	23115	—	93115	—	80115	—
3/4"	100	2500	23116	—	93116	—	80116	—
7/8"	100	2500	23117	—	93117	—	80117	—
1"	100	2500	23118	—	93118	—	80118	—
1-1/8"	100	2500	23130	—	93130	—		
1-1/4"	100	2500	23119	—	93119	—	80119	—
1-3/8"	100	2500	23131	—	93131	—		
1-1/2"	100	2500	23120	—	93120	—	80120	—
1-3/4"	100	2500	23121	—	93121	—	80121	—
1-7/8"	100	2500	35680	—				
2"	100	2500	23122	—	93122	—	80122	—
2-1/4"	100	2500	23123	—	93123	—	80123	—
2-1/2"	100	2500	23124	—	93124	—		
2-3/4"	100	2500	23125	—	93125	—		
3"	100	2500	23126	—	93126	—		
3-1/4"	100	2500	35681	—				
3-1/2"	100	2500	0154438	—				
4"	100	2500	35682	—				

8-36 Diameter
Hex Drive=9/64″

Length	Pkg. Qty.	Case Qty.	FNL Plain Part No.	FNL Plain UOM /100	Holo-Krome Plain Part No.	Holo-Krome Plain UOM /100
1/4"	100	2500	23132	^—		
3/8"	100	2500	23133	—	80133	—
1/2"	100	2500	23134	—	80134	—
5/8"	100	2500	23135	—		
3/4"	100	2500	23136	—	80136	—
7/8"	100	2500	23137	—		
1"	100	1000	23138	—		
1-1/4"	100	1000	23139	—		
1-1/2"	100	1000	23140	—		

10-24 Diameter
Hex Drive=5/32"

Length	Pkg. Qty.	Case Qty.	FNL Plain Part No.	FNL Plain UOM /100	FNL Zinc Part No.	FNL Zinc UOM /100	Holo-Krome Plain Part No.	Holo-Krome Plain UOM /100
3/16"	100	2500	23141	^—				
1/4"	100	2500	23142	—	93142	—	80142	—
5/16"	100	2500	23232	—	93232	—		
3/8"	100	2500	23143	—	93143	—	80143	—
7/16"	100	2500	23234	—	93234	—		
1/2"	100	2500	23144	—	93144	—	80144	—
9/16"	100	2500	35683	—				
5/8"	100	2500	23145	—	93145	—	80145	—
3/4"	100	2500	23146	—	93146	—	80146	—
7/8"	100	2500	23147	—	93147	—	80147	—
1"	100	2500	23148	—	93148	—	80148	—
1-1/8"	100	2500	23235	—				
1-1/4"	100	2500	23149	—	93149	—	80149	—
1-3/8"	100	2500	23236	—				
1-1/2"	100	2500	23150	—	93150	—	80150	—
1-5/8"	100	2500	23238	—	93238	—		
1-3/4"	100	2500	23151	—	93151	—	80151	—
2"	100	2500	23152	—	93152	—	80152	—
2-1/4"	100	2500	23153	—	93153	—	80153	—
2-3/8"	100	2500	23239	—				
2-1/2"	100	2500	23154	—	93154	—	80154	—
2-3/4"	100	2500	23155	—	93155	—		
3"	100	2500	23156	—	93156	—		
3-1/4"	100	2500	23240	—	93240	—		
3-1/2"	100	2500	23157	—	93157	—		
3-3/4"	100	2500	35685	—				
4"	100	2500	23158	—				
4-1/2"	100	2500	23159	—	93159	—		
5"	100	2500	23160	—				
5-1/2"	100	2500	35686	—				
6"	100	2500	23161	—				

10-32 Diameter
Hex Drive=5/32"

Length	Pkg. Qty.	Case Qty.	FNL Plain Part No.	FNL Plain UOM /100	FNL Zinc Part No.	FNL Zinc UOM /100	Holo-Krome Plain Part No.	Holo-Krome Plain UOM /100
3/16"	100	2500	23241	^—	93241	^—		
1/4"	100	2500	23162	—	93162	—	80162	—
5/16"	100	2500	23242	—	93242	—		
3/8"	100	2500	23163	—	93163	—	80163	—
7/16"	100	2500	23243	—	93243	—		
1/2"	100	2500	23164	—	93164	—	80164	—
9/16"	100	2500	35687	—				
5/8"	100	2500	23165	—	93165	—	80165	—
3/4"	100	2500	23166	—	93166	—	80166	—
7/8"	100	2500	23167	—	93167	—	80167	—
1"	100	2500	23168	—	93168	—	80168	—
1-1/8"	100	2500	23244	—	93244	—		
1-1/4"	100	2500	23169	—	93169	—	80169	—
1-3/8"	100	2500	23245	—	93245	—		
1-1/2"	100	2500	23170	—	93170	—	80170	—
1-5/8"	100	2500	23246	—				
1-3/4"	100	2500	23171	—	93171	—	80171	—
2"	100	2500	23172	—	93172	—	80172	—
2-1/8"	100	2500	35688	—				
2-1/4"	100	2500	23173	—	93173	—	80173	—
2-1/2"	100	2500	23174	—	93174	—	80174	—
2-3/4"	100	2500	23175	—	93175	—		
3"	100	2500	23176	—	93176	—	80176	—
3-1/4"	100	2500	23247	—				
3-1/2"	100	2500	23177	—	93177	—		
4"	100	2500	23178	—	93178	—		
4-1/2"	100	2500	23179	—				
5"	100	2500	23180	—				
6"	100	2500	23181	—				

If its not on our shelf...we'll make it!
Ask the local store to quote your threaded and machined parts.

Socket Head Cap Screws

Socket Head Cap Screws Cont.

12-24 Diameter
Hex Drive=5/32″

Length	Pkg. Qty.	Case Qty.	FNL Plain Part No.	FNL Plain UOM /100
1/4"	100	500	23182	^—
3/8"	100	500	23183	—
1/2"	100	500	23184	—
5/8"	100	500	23185	—
3/4"	100	500	23186	—
7/8"	100	500	23187	—
1"	100	500	23188	—
1-1/4"	100	500	23189	—
1-1/2"	100	500	23190	—
1-3/4"	100	500	23191	—
2"	100	500	23248	—
2-1/4"	100	500	0154439	—
2-1/2"	100	500	35691	—
3"	100	500	35692	—

12-28 Diameter
Hex Drive=5/32″

Length	Pkg. Qty.	Case Qty.	FNL Plain Part No.	FNL Plain UOM /100
1/4"	100	500	23192	^—
3/8"	100	500	23193	—
1/2"	100	500	23194	—
5/8"	100	500	23195	—
3/4"	100	500	23196	—
7/8"	100	500	23197	—
1"	100	500	23198	—
1-1/4"	100	500	23249	—
1-1/2"	100	500	23199	—

1/4"-20 Diameter
Hex Drive=3/16"

Length	Pkg. Qty.	Case Qty.	FNL Plain Part No.	FNL Plain UOM /100	FNL Zinc Part No.	FNL Zinc UOM /100	Holo-Krome Plain Part No.	Holo-Krome Plain UOM /100
1/4"	100	2500	23237	^—			80199	^—
5/16"	100	2500	23282	—				
3/8"	100	2500	23200	—	93200	—	80200	—
7/16"	100	2500	23284	—				
1/2"	100	2500	23201	—	93201	—	80201	—
9/16"	100	2500	35693	—	0149606	—		
5/8"	100	2500	23202	—	93202	—	80202	—
3/4"	100	2500	23203	—	93203	—	80203	—
7/8"	100	2500	23204	—	93204	—	80204	—
1"	100	2500	23205	—	93205	—	80205	—
1-1/8"	100	1250	23206	—	93206	—		
1-1/4"	100	1250	23207	—	93207	—	80207	—
1-3/8"	100	1250	23208	—	93208	—		
1-1/2"	100	1250	23209	—	93209	—	80209	—
1-5/8"	100	1250	23285	—	93285	—		
1-3/4"	100	1250	23210	—	93210	—	80210	—
1-7/8"	100	1250	35694	—				
2"	100	1250	23211	—	93211	—	80211	—
2-1/4"	50	1250	23212	—	93212	—	80212	—
2-3/8"	50	1250	23286	—				
2-1/2"	50	1250	23213	—	93213	—	80213	—
2-3/4"	50	1250	23214	—	93214	—	80214	—
3"	50	1250	23215	—	93215	—	80215	—
3-1/4"	50	1250	23216	—	93216	—	80216	—
3-1/2"	50	1250	23217	—	93217	—	80217	—
3-3/4"	50	1250	23218	—	93218	—	80218	—
4"	50	1250	23219	—	93219	—	80219	—
4-1/4"	50	750	23220	—	93220	—		
4-1/2"	25	750	23221	—	93221	—	80221	—
4-3/4"	25	750	23222	—				
5"	25	750	23223	—	93223	—		
5-1/2"	25	750	23224	—	93224	—		
6"	25	750	23225	—				
6-1/2"	10	750	23226	—				
7"	10	750	23227	—				
7-1/2"	10	750	23228	—				
8"	10	750	23229	—				
8-1/2"	1	750	23230	—				
9"	1	750	23231	—				
10"	1	750	23233	—				

1/4"-28
Hex Drive=3/16"

Length	Pkg. Qty.	Case Qty.	FNL Plain Part No.	FNL Plain UOM /100	FNL Zinc Part No.	FNL Zinc UOM /100	Holo-Krome Plain Part No.	Holo-Krome Plain UOM /100
1/4	100	2500	23800	^—			80800	^—
3/8"	100	2500	23801	—	93801	—	80801	—
7/16"	100	2500	23755	—				
1/2"	100	2500	23802	—	93802	—	80802	—
5/8"	100	2500	23803	—	93803	—	80803	—
3/4"	100	2500	23804	—	93804	—	80804	—
7/8"	100	2500	23805	—	93805	—	80805	—
1"	100	2500	23806	—	93806	—	80806	—
1-1/8"	100	1250	23791	—	93791	—		
1-1/4"	100	1250	23807	—	93807	—	80807	—
1-3/8"	100	1250	23792	—				
1-1/2"	100	1250	23808	—	93808	—	80808	—
1-3/4"	100	1250	23809	—	93809	—	80809	—
2"	50	1250	23810	—	93810	—	80810	—
2-1/4"	50	1250	23811	—	93811	—	80811	—
2-1/2"	50	1250	23812	—	93812	—	80812	—
2-3/4"	50	1250	23813	—				
3"	50	1250	23793	—	93793	—	80813	—
3-1/4"	50	1250	23794	—				
3-1/2"	50	1250	23795	—				
4"	25	1250	23796	—			80814	—
4-1/2"	25	500	23797	—				
5"	25	500	23798	—				
5-1/2"	25	500	23799	—				
6"	25	500	23814	—				

Socket Head Cap Screws Cont.

5/16"-18 Diameter
Hex Drive=1/4

Length	Pkg. Qty.	Case Qty.	FNL Plain Part No.	FNL Plain UOM /100	FNL Zinc Part No.	FNL Zinc UOM /100	Holo-Krome Plain Part No.	Holo-Krome Plain UOM /100
3/8"	100	2500	23250	^—	93250	^—		
1/2"	100	2500	23251	—	93251	—	80251	—
5/8"	100	2500	23252	—	93252	—	80252	—
3/4"	100	2500	23253	—	93253	—	80253	—
7/8"	100	1250	23254	—	93254	—	80254	—
1"	100	1250	23255	—	93255	—	80255	—
1-1/8"	100	1250	23256	—	93256	—		
1-1/4"	100	1250	23257	—	93257	—	80257	—
1-3/8"	100	1250	23258	—	93258	—		
1-1/2"	100	1250	23259	—	93259	—	80259	—
1-5/8"	100	1250	23287	—	93287	—		
1-3/4"	100	1250	23260	—	93260	—	80260	—
2"	100	1250	23261	—	93261	—	80261	—
2-1/4"	50	1250	23262	—	93262	—	80262	—
2-1/2"	50	1250	23263	—			80263	—
2-3/4"	100	1250	23264	—	93264	—	80264	—
3"	50	1250	23265	—	93265	—	80265	—
3-1/4"	50	1250	23266	—	93266	—	80266	—
4"	50	1250	23267	—	93267	—	80267	—
3-3/4"	50	1250	23268	—	93268	—		
4"	50	1250	23269	—	93269	—	80269	—
4-1/4"	25	750	23270	—				
4-1/2"	50	750	23271	—	93271	—		
4-3/4"	25	750	23272	—				
5"	50	750	23273	—	93273	—		
5-1/2"	25	750	23274	—	93274	—		
6"	25	500	23275	—	93275	—		
6-1/2"	10	500	23276	—				
7"	10	500	23277	—				
7-1/2"	10	500	23278	—				
8"	10	500	23279	—				
8-1/2"	5	300	23280	—				
9"	5	300	23281	—				
10"	5	300	23283	—				

5/16"-24 Diameter
Hex Drive=1/4"

Length	Pkg. Qty.	Case Qty.	FNL Plain Part No.	FNL Plain UOM /100	FNL Zinc Part No.	FNL Zinc UOM /100	Holo-Krome Plain Part No.	Holo-Krome Plain UOM /100
3/8"	100	2500	23815	^—				
1/2"	100	2500	23816	—	93816	—	80816	—
5/8"	100	2500	23817	—	93817	—	80817	—
3/4"	100	2500	23818	—	93818	—	80818	—
7/8"	100	1250	23819	—	93819	—	80819	—
1"	100	1250	23820	—	93820	—	80820	—
1-1/4"	100	1250	23821	—	93821	—	80821	—
1-1/2"	100	1250	23822	—	93822	—	80822	—
1-3/4"	100	1250	23823	—	93823	—	80823	—
2"	50	1250	23824	—	93824	—	80824	—
2-1/4"	50	1250	23825	—	93825	—	80825	—
2-1/2"	50	1250	23826	—	93826	—	80826	—
2-3/4"	50	1250	23827	—	93827	—		
3"	50	1250	23828	—	93828	—	0130494	—
3-1/4"	50	1250	23829	—				
3-1/2"	50	1250	23830	—	93830	—		
4"	50	1250	23870	—	93870	—		
4-1/2"	25	1250	23901	—				
5"	25	1250	23907	—				
5-1/2"	25	1250	23908	—				
6"	25	1250	0154441	—				
8"	25	1250	0154442	—				

Coarse and Fine Thread

3/8"-16 Diameter
Hex Drive=5/16"

Length	Pkg. Qty.	Case Qty.	FNL Plain Part No.	FNL Plain UOM /100	FNL Zinc Part No.	FNL Zinc UOM /100	Holo-Krome Plain Part No.	Holo-Krome Plain UOM /100
3/8"	100	1250	23300	^—	93300	^—		
1/2"	100	1250			93301	—	80301	—
5/8"	100	1250	23302	—	93302	—	80302	—
3/4"	100	1250			93303	—	80303	—
7/8"	50	1250	23304	—	93304	—	80304	—
1"	50	1250	23305	—	93305	—	80305	—
1-1/8"	50	1250	23306	—	93306	—		
1-1/4"	50	1250	23307	—	93307	—	80307	—
1-3/8"	50	1250	23308	—	93308	—		
1-1/2"	50	1250	23309	—	93309	—	80309	—
1-5/8"	50	1250	23337	—				
1-3/4"	50	1250	23310	—	93310	—	80310	—
2"	50	1250	23311	—	93311	—	80311	—
2-1/4"	25	1250	23312	—	93312	—	80312	—
2-1/2"	50	1250	23313	—	93313	—	80313	—
2-3/4"	25	500	23314	—	93314	—	80314	—
3"	25	500	23315	—	93315	—	80315	—
3-1/4"	25	500	23316	—	93316	—	80316	—
3-1/2"	25	500	23317	—	93317	—	80317	—
3-3/4"	25	500	23318	—	93318	—		
4"	25	500	23319	—	93319	—	80319	—
4-1/4"	25	500	23320	—				
4-1/2"	25	500	23321	—	93321	—	80321	—
4-3/4"	25	500	23322	—				
5"	25	500	23323	—	93323	—	80323	—
5-1/2"	25	500	23324	—	93324	—	80324	—
6"	25	500	23325	—	93325	—	80325	—
6-1/2"	5	250	23326	—				
7"	5	250	23327	—				
7-1/2"	5	250	23328	—				
8"	1	250	23329	—	93329	—		
8-1/2"	1	250	23330	—				
9"	1	250	23331	—				
10"	1	250	23333	—				
11"	1	250	23335	—				
12"	1	250	23336	—				

3/8"-24 Diameter
Hex Drive=5/16"

Length	Pkg. Qty.	Case Qty.	FNL Plain Part No.	FNL Plain UOM /100	FNL Zinc Part No.	FNL Zinc UOM /100	Holo-Krome Plain Part No.	Holo-Krome Plain UOM /100
3/8"	50	1250	23909	^—				
1/2"	50	1250	23831	—	93831	—	80831	—
5/8"	50	1250	23832	—	93832	—	80832	—
3/4"	50	1250	23833	—	93833	—	80833	—
7/8"	50	1250	23834	—	93834	—	80834	—
1"	50	1250	23835	—	93835	—	80835	—
1-1/8"	50	1250	23910	—	93910	—		
1-1/4"	50	1250	23836	—	93836	—	80836	—
1-3/8"	50	1250	23911	—				
1-1/2"	50	1250	23837	—	93837	—	80837	—
1-5/8"	50	1250	23756	—				
1-3/4"	50	1250	23838	—	93838	—	80838	—
2"	25	1250	23839	—	93839	—	80839	—
2-1/4"	25	1250	23840	—	93840	—	80840	—
2-1/2"	25	1250	23841	—	93841	—	80841	—
2-3/4"	25	500	23842	—	93842	—	80842	—
3"	25	500	23843	—	93843	—	80843	—
3-1/4"	25	500	23844	—				
3-1/2"	25	500	23845	—	93845	—	80845	—
3-3/4"	25	500	23846	—				
4"	10	500	23847	—	93847	—	80847	—
4-1/2"	10	500	23848	—			0130497	—
5"	10	500	23849	—			80849	—
5-1/2"	10	500	23850	—				
6"	10	500	23757	—				

Socket Head Cap Screws

Socket Head Cap Screws Cont.

Coarse and Fine Thread

7/16"-14 Diameter
Hex Drive=3/8"

			FNL				Holo-Krome	
			Plain		Zinc		Plain	
Length	Pkg. Qty.	Case Qty.	Part No.	UOM /100	Part No.	UOM /100	Part No.	UOM /100
1/2"	100	750	23351	^—	93351	^—		
5/8"	100	750	23352	—	93352	—		
3/4"	100	750	23353	—	93353	—	80353	—
7/8"	100	650	23354	—	93354	—	80354	—
1"	100	650	23355	—	93355	—	80355	—
1-1/4"	50	550	23357	—	93357	—	80357	—
1-1/2"	50	500	23359	—	93359	—	80359	—
1-3/4"	50	450	23360	—	93360	—	80360	—
2"	50	400	23361	—	93361	—	80361	—
2-1/4"	25	350	23362	—	93362	—	80362	—
2-1/2"	25	350	23363	—	93363	—	80363	—
2-3/4"	25	300	23364	—	93364	—	80364	—
3"	25	300	23365	—	93365	—	80365	—
3-1/4"	10	275	23366	—	93366	—		
3-1/2"	10	275	23367	—	93367	—	80367	—
3-3/4"	10	275	23368	—				
4"	5	250	23369	—	93369	—	80369	—
4-1/4"	5	250	23370	—				
4-1/2"	5	250	23371	—			80371	—
4-3/4"	5	250	23372	—	93372	—		
5"	5	250	23373	—			80373	—
5-1/2"	5	250	23374	—				
6"	5	250	23375	—				
6-1/2"	1	250	23376	—				
7"	1	250	23377	—				
7-1/2"	1	250	23378	—				
8"	1	250	23379	—				
8-1/2"	1	250	23380	—				
9"	1	250	23381	—				
10"	1	250	23383	—				

7/16"-20 Diameter
Hex Drive=3/8"

			FNL		Holo-Krome	
			Plain		Plain	
Length	Pkg. Qty.	Case Qty.	Part No.	UOM /100	Part No.	UOM /100
1/2"	25	750	23851	^—		
5/8"	25	750	23852	—		
3/4"	25	750	23853	—		
1"	25	650	23855	—	80855	—
1-1/4"	25	550	23856	—	80856	—
1-1/2"	25	500	23857	—	80857	—
1-5/8"	25	500	23762	—		
1-3/4"	25	500	23858	—		
2"	10	400	23859	—	80859	—
2-1/4"	10	350	23860	—		
2-1/2"	10	350	23861	—		
2-3/4"	10	300	23862	—		
3"	10	300	23863	—		
3-1/4"	10	275	23864	—		
3-1/2"	10	275	23865	—		
3-3/4"	10	275	23866	—		
4"	5	250	23867	—		
5"	5	250	23868	—		
6"	5	250	23869	—		

1/2"-13 Diameter
Hex Drive=3/8"

			FNL				Holo-Krome	
			Plain		Zinc		Plain	
Length	Pkg. Qty.	Case Qty.	Part No.	UOM /100	Part No.	UOM /100	Part No.	UOM /100
3/8"	25	875	23400	^—				
1/2"	25	875	23401	—	93401	—	80401	—
5/8"	25	875	23402	—	93402	—	80402	—
3/4"	25	875	23403	—	93403	—	80403	—
7/8"	25	875	23404	—			80404	—
1"	25	875			93405	—	80405	—
1-1/8"	25	875	23406	—				
1-1/4"	25	875			93407	—	80407	—
1-3/8"	25	500	23408	—				
1-1/2"	25	750			93409	—	80409	—
1-5/8"	25	625	23338	—				
1-3/4"	25	625			93410	—	80410	—
2"	10	500			93411	—	80411	—
2-1/4"	10	375	23412	—	93412	—	80412	—
2-3/8"	10	375	23339	—				
2-1/2"	10	375	23413	—	93413	—	80413	—
2-3/4"	10	375	23414	—	93414	—	80414	—
3"	10	375	23415	—	93415	—	80415	—
3-1/4"	10	375	23416	—	93416	—	80416	—
3-1/2"	10	300	23417	—	93417	—	80417	—
3-3/4"	10	300	23418	—	93418	—	80418	—
4"	5	300	23419	—	93419	—	80419	—
4-1/4"	5	250	23420	—				
4-1/2"	5	250	23421	—	93421	—	80421	—
4-3/4"	5	250	23422	—			80422	—
5"	5	250	23423	—	93423	—	80423	—
5-1/4"	5	250	0154443	—				
5-1/2"	5	250	23424	—	93424	—	80424	—
6"	5	125	23425	—	93425	—	80425	—
6-1/2"	1	125	23426	—	93426	—	80426	—
7"	1	100	23427	—	93427	—	80427	—
7-1/2"	1	100	23428	—	93428	—	80428	—
8"	1	100	23429	—	93429	—	80429	—
8-1/2"	1	100	23430	—				
9"	1	100	23431	—				
9-1/2"	1	100	0154444	—				
10"	1	100	23433	—				
11"	1	100	23435	—				
12"	1	100	23436	—				
14"	1	100	23437	—				
15"	1	100	23438	—				
16"	1	100	0154445	—				

Socket Head Cap Screws Cont.

Coarse and Fine Thread

1/2"-20 Diameter
Hex Drive=3/8"

			FNL				Holo-Krome	
			Plain		Zinc		Plain	
Length	Pkg. Qty.	Case Qty.	Part No.	UOM /100	Part No.	UOM /100	Part No.	UOM /100
1/2"	25	875	23871	^—				
5/8"	25	875	23872	—				
3/4"	25	875	23873	—			80873	—
7/8"	25	875	23874	—				
1"	25	875	23875	—	93875	—	80875	—
1-1/8"	25	875	23758	—				
1-1/4"	25	825	23876	—	93876	—	80876	—
1-3/8"	25	750	23759	—				
1-1/2"	25	750	23877	—	93877	—	80877	—
1-5/8"	25	750	0154446	—				
1-3/4"	25	625	23878	—	93878	—	80878	—
2"	10	500	23879	—	93879	—	80879	—
2-1/4"	10	375	23880	—	93880	—	80880	—
2-1/2"	10	375	23881	—	93881	—	80881	—
2-3/4"	10	375	23882	—	93882	—	80882	—
3"	10	375	23883	—	93883	—	80883	—
3-1/4"	10	375	23884	—				
3-1/2"	10	300	23885	—			80885	—
3-3/4"	10	300	23886	—				
4"	5	300	23887	—			80887	—
4-1/2"	5	250	23888	—			80888	—
5"	5	250	23889	—			80889	—
5-1/2"	5	250	23890	—			80890	—
6"	5	125	23891	—			80891	—
7"	1	100	23892	—				
8"	1	100	0154447	—				

9/16″-12 Diameter
Hex Drive=7/16″

			FNL Plain	
Length	Pkg. Qty.	Case Qty.	Part No.	UOM /100
1"	25	500	23455	^—
1-1/4"	25	500	23457	—
1-1/2"	25	500	23459	—
1-3/4"	25	375	23460	—
2"	10	375	23461	—
2-1/4"	10	300	23462	—
2-1/2"	10	250	23463	—
2-3/4"	10	250	23464	—
3"	10	250	23465	—
3-1/4"	10	225	23466	—
3-1/2"	10	200	23467	—
3-3/4"	10	200	23468	—
4"	5	175	23469	—
4-1/2"	5	150	23471	—
5"	5	150	23473	—
5-1/2"	5	125	23474	—
6"	5	125	23475	—
6-1/2"	1	100	23476	—
7"	1	100	23477	—
7-1/2"	1	100	23478	—
8"	1	100	23479	—
9"	1	100	23481	—

9/16″-18 Diameter
Hex Drive=7/16″

			FNL Plain	
Length	Pkg. Qty.	Case Qty.	Part No.	UOM /100
1"	25	500	23893	^—
1-1/4"	25	500	23894	—
1-1/2"	25	500	23895	—
1-3/4"	25	375	23896	—
2"	10	375	23897	—
2-1/4"	10	300	23898	—
2-1/2"	10	250	23899	—
3"	10	250	23900	—
4"	5	175	23902	—
4-1/2"	5	150	23903	—
5"	5	150	23904	—
5-1/2"	5	125	23905	—
6"	5	125	23906	—

5/8"-11 Diameter
Hex Drive=1/2"

			FNL				Holo-Krome	
			Plain		Zinc		Plain	
Length	Pkg. Qty.	Case Qty.	Part No.	UOM /100	Part No.	UOM /100	Part No.	UOM /100
5/8"	10	500	23502	^—				
3/4"	10	500	23503	—	93503	—		
7/8"	10	500	23504	—				
1"	10	500	23505	—	93505	—	80505	—
1-1/4"	10	500	23507	—	93507	—	80507	—
1-3/8"	10	500	23508	—				
1-1/2"	10	500	23509	—	93509	—	80509	—
1-3/4"	10	375	23510	—	93510	—	80510	—
2"	10	375	23511	—	93511	—	80511	—
2-1/4"	10	300	23512	—	93512	—	80512	—
2-1/2"	10	250	23513	—	93513	—	80513	—
2-3/4"	10	250	23514	—	93514	—	80514	—
3"	10	250	23515	—	93515	—	80515	—
3-1/4"	10	225	23516	—	93516	—	80516	—
3-1/2"	10	200	23517	—	93517	—	80517	—
3-3/4"	10	200	23518	—	93518	—		
4"	10	175	23519	—	93519	—	80519	—
4-1/4"	5	150	23520	—				
4-1/2"	5	150	23521	—	93521	—	80521	—
4-3/4"	5	150	23522	—				
5"	5	150	23523	—	93523	—	80523	—
5-1/2"	5	125	23524	—	93524	—	80524	—
6"	5	125	23525	—	93525	—	80525	—
6-1/2"	1	100	23526	—			80526	—
7"	1	100	23527	—	93527	—	80527	—
7-1/2"	1	100	23528	—			0130487	—
8"	1	100	23529	—	93529	—	80529	—
8-1/2"	1	100	23530	—				
9"	1	100	23531	—				
9-1/2"	1	100	23532	—				
10"	1	100	23533	—				
11"	1	100	23535	—				
12"	1	100	23536	—				
14"	1	100	23537	—				
15"	1	100	23538	—				
16"	1	100	0154448	—				

Socket Head Cap Screws

Socket Head Cap Screws Cont.

Coarse and Fine Thread

5/8"-18 Diameter
Hex Drive=1/2"

			FNL				Holo-Krome	
			Plain		Zinc		Plain	
Length	Pkg. Qty.	Case Qty.	Part No.	UOM /100	Part No.	UOM /100	Part No.	UOM /100
1"	10	500	23912	^—	93912	^—	80912	^—
1-1/4"	10	500	23913	—	93913	—	80913	—
1-1/2"	10	500	23914	—	93914	—	80914	—
1-3/4"	10	375	23915	—	93915	—	80915	—
2"	5	375	23916	—	93916	—	80916	—
2-1/4"	5	300	23917	—	93917	—	80917	—
2-1/2"	5	250	23918	—	93918	—	80918	—
2-3/4"	5	250	23919	—			80919	—
3"	5	250	23920	—	93920	—	80920	—
3-1/4"	5	225	23921	—				
3-1/2"	5	200	23922	—	93922	—	80922	—
3-3/4"	5	200	23923	—				
4"	1	175	23924	—			80924	—
4-1/2"	1	150	23925	—			80925	—
5"	1	150	23926	—			80926	—
5-1/2"	1	125	23927	—				
6"	1	125	23928	—				
6-1/2"	1	100	23929	—				
7"	1	100	23760	—				
8"	1	100	23761	—				

3/4"-10 Diameter
Hex Drive=5/8"

			FNL				Holo-Krome	
			Plain		Zinc		Plain	
Length	Pkg. Qty.	Case Qty.	Part No.	UOM /100	Part No.	UOM /100	Part No.	UOM /100
1"	10	200	23555	^—	93555	^—		
1-1/4"	10	200	23557	—	93557	—	80557	—
1-1/2"	10	200	23559	—	93559	—	80559	—
1-3/4"	10	200	23560	—	93560	—	80560	—
2"	10	200	23561	—	93561	—	80561	—
2-1/4"	10	150	23562	—	93562	—	80562	—
2-1/2"	10	150	23563	—	93563	—	80563	—
2-3/4"	5	150	23564	—	93564	—	80564	—
3"	5	150	23565	—	93565	—	80565	—
3-1/4"	5	100	23566	—	93566	—	80566	—
3-1/2"	5	100	23567	—	93567	—	80567	—
3-3/4"	5	100	23568	—	93568	—	80568	—
4"	5	100	23569	—	93569	—	80569	—
4-1/4"	5	100	23570	—				
4-1/2"	5	100	23571	—	93571	—	80571	—
4-3/4"	5	100	23572	—				
5"	5	100	23573	—	93573	—	80573	—
5-1/2"	5	100	23574	—	93574	—	80574	—
6"	5	100	23575	—	93575	—	80575	—
6-1/2"	1	100	23576	—	93576	—	80576	—
7"	1	80	23577	—	93577	—	80577	—
7-1/2"	1	80	23578	—	93578	—	80578	—
8"	1	80	23579	—	93579	—	80579	—
8-1/2"	1	80	23580	—				
9"	1	80	23581	—				
9-1/2"	1	80	23582	—				
10"	1	80	23583	—				
12"	1	80	23586	—				
13"	1	80	0154449	—				
14"	1	80	23587	—				
15"	1	80	23588	—				
16"	1	80	0154450	—				
18"	1	80	0154451	—				
20"	1	80	0154452	—				

3/4″-16 Diameter
Hex Drive=5/8"

			FNL		Holo-Krome	
			Plain		Plain	
Length	Pkg. Qty.	Case Qty.	Part No.	UOM /100	Part No.	UOM /100
1"	25	500	23930	^—		
1-1/4"	25	500	23931	—	0130504	—
1-1/2"	10	200	23932	—	0130505	—
1-3/4"	10	200	23933	—	0130506	—
2"	5	200	23934	—	0130507	—
2-1/4"	5	150	23935	—	0130508	—
2-1/2"	5	150	23936	—	0130509	—
2-3/4"	5	150	23937	—	0130510	—
3"	5	150	23938	—	0130511	—
3-1/4"	5	100	23939	—		
3-1/2"	5	100	23940	—	0130512	—
3-3/4"	5	100	23941	—		
4"	1	100	23942	—	0130514	—
4-1/2"	1	100	23943	—	0130515	—
5"	1	100	23944	—	0130516	—
5-1/2"	1	100	23945	—	0130517	—
6"	1	100	23946	—	0130518	—
6-1/2"	1	100	23947	—		
7"	1	80	23949	—	0130519	—
8"	1	80	23948	—	0130520	—

7/8"-9 Diameter
Hex Drive=3/4"

			FNL		Holo-Krome	
			Plain		Plain	
Length	Pkg. Qty.	Case Qty.	Part No.	UOM Per UM	Part No.	UOM Per UM
1"	10	150	23605			
1-1/4"	10	150	23607			
1-1/2"	10	150	23609			
1-3/4"	10	150	23610			
2"	10	150	23611		80611	
2-1/4"	10	125	23612		80612	
2-1/2"	10	125	23613		80613	
2-3/4"	10	125	23614		80614	
3"	10	125	23615		80615	
3-1/4"	10	100	23616		80616	
3-1/2"	10	100	23617		80617	
3-3/4"	10	100	23618		80618	
4"	10	100	23619		80619	
4-1/4"	10	75	23620			
4-1/2"	10	75	23621		80621	
4-3/4"	10	75	23622			
5"	10	75	23623		80623	
5-1/2"	10	60	23624		80624	
6"	10	60	23625		80625	
6-1/2"	10	60	23626			
7"	10	50	23627		80627	
7-1/2"	10	50	23628			
8"	10	50	23629		80629	
8-1/2"	10	50	23630			
9"	10	50	23631			
9-1/2"	10	50	23632			
10"	10	50	23633			
11"	10	50	23635			
12"	10	50	23636			
14"	10	50	23637			
16"	10	50	0154453			
18"	10	50	0154454			
20"	10	50	0154455			

Socket Head Cap Screws Cont.

Coarse and Fine Thread

7/8"-14 Diameter
Hex Drive=3/4"

Length	Pkg. Qty.	Case Qty.	FNL Plain Part No.	FNL Plain UOM /100
1-1/2"	5	150	23950	^
1-3/4"	5	150	23951	—
2"	5	150	23952	—
2-1/4"	5	125	23953	—
2-1/2"	5	125	23954	—
3"	5	125	23955	—
3-1/4"	5	100	23956	—
3-1/2"	5	100	23957	—
4"	1	100	23958	—
4-1/2"	1	100	23959	—
5"	1	75	23960	—
6"	1	60	23961	—
7"	1	50	23962	—
8"	1	50	23963	—

1"-8 Diameter
Hex Drive=3/4"

Length	Pkg. Qty.	Case Qty.	FNL Plain Part No.	FNL Plain UOM /100	FNL Zinc Part No.	FNL Zinc UOM /100	Holo-Krome Plain Part No.	Holo-Krome Plain UOM /100
1-1/2"	1	100	23659	^				
1-3/4"	1	100	23660	—				
2"	1	100	23661	—	93661	—	80661	—
2-1/4"	1	100	23662	—	93662	—	80662	—
2-1/2"	1	100	23663	—	93663	—	80663	—
2-3/4"	1	100	23664	—	93664	—	80664	—
3"	1	75	23665	—	93665	—	80665	—
3-1/4"	1	75	23666	—	93666	—	80666	—
3-1/2"	1	75	23667	—	93667	—	80667	—
3-3/4"	1	75	23668	—				
4"	1	75	23669	—	93669	—	80669	—
4-1/4"	1	50	23670	—				
4-1/2"	1	50	23671	—	93671	—	80671	—
4-3/4"	1	50	23672	—				
5"	1	50	23673	—	93673	—	80673	—
5-1/2"	1	50	23674	—	93674	—	80674	—
6"	1	50	23675	—	93675	—	80675	—
6-1/2"	1	40	23676	—			80676	—
7"	1	40	23677	—	93677	—	80677	—
7-1/2"	1	40	23678	—			80678	—
8"	1	40	23679	—	93679	—	80679	—
8-1/2"	1	40	23680	—				
9"	1	40	23681	—				
9-1/2"	1	40	23682	—				
10"	1	40	23683	—			80683	—
10-1/2"	1	40	23684	—				
11"	1	40	23685	—				
11-1/2"	1	40	35697	—				
12"	1	40	23686	—				
12-1/2"	1	40	35698	—				
13-1/2"	1	40	35699	—				
14"	1	40	23687	—				
14-1/2"	1	40	35700	—				
15-1/2"	1	40	35701	—				
16"	1	40	23689	—				
18"	1	25	0154458	—				
20"	1	25	0154459	—				

1"-12 Diameter
Hex Drive 3/4

Length	Pkg. Qty.	Case Qty.	FNL Plain Part No.	FNL Plain UOM /100
2-1/4"	1	100	0154460	^
2-1/2"	1	100	0154461	—
3"	1	100	0154463	—
3-1/2"	1	75	0154464	—
4"	1	75	0154465	—
4-1/2"	1	50	0154466	—
5"	1	50	0154467	—
6"	1	50	0154468	—
7"	1	40	0154469	—

1"-14 Diameter
Hex Drive=3/4"

Length	Pkg. Qty.	Case Qty.	FNL Plain Part No.	FNL Plain UOM /100
2"	1	100	23970	^
2-1/4"	1	100	23971	—
2-1/2"	1	100	23972	—
2-3/4"	1	100	23973	—
3"	1	75	23974	—
3-1/4"	1	75	23490	—
3-1/2"	1	75	23975	—
4"	1	75	23976	—
4-1/2"	1	50	23977	—
5"	1	50	23978	—
5-1/2"	1	50	23979	—
6"	1	50	23491	—
7"	1	40	23492	—
8"	1	40	23493	—

1-1/8"-7" Diameter
Hex Drive=7/8"

Length	Pkg. Qty.	Case Qty.	FNL Plain Part No.	FNL Plain UOM /100
2"	1	30	23552	^
2-1/2"	1	30	23553	—
3"	1	30	23554	—
3-1/2"	1	30	23589	—
4"	1	25	23590	—
4-1/2"	1	25	23591	—
5"	1	25	23592	—
5-1/2"	1	25	23593	—
6"	1	20	23594	—
7"	1	20	23595	—
8"	1	20	23596	—
9"	1	15	23597	—
10"	1	15	23598	—
11"	1	15	23599	—
12"	1	10	23600	—
13"	1	10	23601	—
14"	1	10	23602	—
15"	1	10	23603	—

1-1/8″-12 Diameter
Hex Drive=7/8″

Length	Pkg. Qty.	Case Qty.	FNL Plain Part No.	FNL Plain UOM /100
3"	1	30	23494	^
3-1/2"	1	30	23495	—
4"	1	25	23496	—
4-1/2"	1	25	23497	—
5"	1	25	23498	—
6"	1	20	23499	—
7"	1	20	23500	—
8"	1	20	23501	—

Socket Head Cap Screws

Socket Head Cap Screws Cont.

Coarse and Fine Thread

1-1/4"-7 Diameter
Hex Drive=7/8"

Length	Pkg. Qty.	Case Qty.	FNL Plain Part No.	FNL Plain UOM /100	Holo-Krome Plain Part No.	Holo-Krome Plain UOM /100
2"	1	30	23711	^—		
2-1/4"	1	30	23712	—		
2-1/2"	1	30	23713	—		
2-3/4"	1	30	23714	—		
3"	1	30	23715	—	80715	—
3-1/4"	1	30	23716	—		
3-1/2"	1	30	23717	—	80717	—
3-3/4"	1	30	23718	—		
4"	1	25	23719	—	80719	—
4-1/4"	1	25	23720	—		
4-1/2"	1	25	23721	—	80721	—
4-3/4"	1	25	23722	—		
5"	1	25	23723	—	80723	—
5-1/2"	1	25	23724	—	80724	—
6"	1	20	23725	—	80725	—
6-1/2"	1	20	23726	—	80726	—
7"	1	20	23727	—	80727	—
7-1/2"	1	20	23728	—		
8"	1	20	23729	—	80729	—
8-1/2"	1	15	23730	—		
9"	1	15	23731	—	80731	—
9-1/2"	1	15	23732	—		
10"	1	15	23733	—	80733	—
10-1/2"	1	10	23734	—		
11"	1	10	23735	—		
12"	1	10	23736	—		
13"	1	10	23737	—		
14"	1	10	23738	—		
15"	1	10	23739	—		
16"	1	10	23740	—		
18"	1	10	0154470	—		
20"	1	10	0154471	—		

1-1/4″-12 Diameter
Hex Drive=7/8″

Length	Pkg. Qty.	Case Qty.	FNL Plain Part No.	FNL Plain UOM /100	FNL Zinc Part No.	FNL Zinc UOM /100
2"	1	40	23543	^—		
2-1/2"	1	30	23544	—		
3"	1	30	23980	—		
3-1/2"	1	30	23981	—		
4"	1	25	23982	—		
4-1/2"	1	25	23983	—		
5"	1	20	23984	—		
5-1/2"	1	20	23545	—		
6"	1	20	23546	—	93546	—
7"	1	20	23547	—	93547	—
8"	1	15	23548	—	93548	—
9"	1	15	23549	—	93549	—
10"	1	15	23550	—	93550	—
12"	1	10	23551	—	93551	—

1-3/8″-6 Diameter
Hex Drive=1″

Length	Pkg. Qty.	Case Qty.	FNL Plain Part No.	FNL Plain UOM /100
2-1/2"	1	25	23646	^—
3"	1	25	23647	—
3-1/2"	1	25	23648	—
4"	1	20	23649	—
4-1/2"	1	20	23650	—
5"	1	20	23651	—
5-1/2"	1	20	23652	—
6"	1	15	23653	—
7"	1	15	23654	—
8"	1	15	23655	—
10"	1	10	23656	—
11"	1	10	23657	—
12"	1	10	23658	—

1-3/8″-12 Diameter
Hex Drive=1″

Length	Pkg. Qty.	Case Qty.	FNL Plain Part No.	FNL Plain UOM /100
3"	1	25	23964	^—
3-1/2"	1	25	23965	—
4"	1	20	23966	—
4-1/2"	1	20	23967	—
5"	1	20	23968	—
5-1/2"	1	20	23969	—
6"	1	15	23990	—
7"	1	15	23991	—
8"	1	15	23992	—
10"	1	10	23993	—

1-1/2″-6 Diameter
Hex Drive=1″

Length	Pkg. Qty.	Case Qty.	FNL Plain Part No.	FNL Plain UOM /100	FNL Zinc Part No.	FNL Zinc UOM /100	Holo-Krome Plain Part No.	Holo-Krome Plain UOM /100
2-1/2"	1	25	23763	^—	93763	^—		
2-3/4"	1	25	23764	—	93764	—		
3"	1	25	23765	—	93765	—		
3-1/4"	1	25	23766	—	93766	—		
3-1/2"	1	25	23767	—	93767	—	80767	—
3-3/4"	1	20	23768	—	93768	—		
4"	1	20	23769	—	93769	—	80769	—
4-1/4"	1	20	23770	—	93770	—		
4-1/2"	1	20	23771	—	93771	—	80771	—
4-3/4"	1	20	23772	—	93772	—		
5"	1	20	23773	—	93773	—	80773	—
5-1/2"	1	20	23774	—	93774	—	80774	—
6"	1	15	23775	—	93775	—	80775	—
6-1/2"	1	15	23776	—	93776	—	80776	—
7"	1	15	23777	—	93777	—	80777	—
7-1/2"	1	15	23778	—	93778	—		
8"	1	15	23779	—	93779	—	80779	—
8-1/2"	1	15	23780	—	93780	—		
9"	1	10	23781	—	93781	—		
9-1/2"	1	10	23782	—	93782	—		
10"	1	10	23783	—	93783	—		
10-1/2"	1	10	23784	—	93784	—		
11"	1	10	23785	—	93785	—		
12"	1	10	23786	—	93786	—	80786	—
13"	1	10	23787	—	93787	—		
14"	1	10	23788	—	93788	—		
15"	1	10	23789	—	93789	—		
16"	1	10	23790	—	93790	—		
18"	1	10	0154476	—				

Socket Head Cap Screws Cont.

Coarse and Fine Thread

1-1/2″-12 Diameter
Hex Drive=1″

Length	Pkg. Qty.	Case Qty.	FNL Plain Part No.	FNL Plain UOM /100	FNL Zinc Part No.	FNL Zinc UOM /100
3"	1	25	23994	^		
3-1/2"	1	25	23995	—		
4"	1	20	23996	—		
4-1/2"	1	20	23997	—		
5"	1	20	23998	—		
5-1/2"	1	15	23999	—		
6"	1	15	23985	—		
7"	1	15	23986	—	93986	—
8"	1	15	23987	—	93987	—
10"	1	10	23988	—	93988	—
12"	1	10	23989	—	93989	—

1-3/4″-5 Diameter
Hex Drive=1-1/4″

Length	Pkg. Qty.	Case Qty.	FNL Plain Part No.	FNL Plain UOM /100
2-1/2"	1	10	23700	^
3"	1	10	23695	—
3-1/2"	1	10	23696	—
4"	1	10	23697	—
4-1/2"	1	10	23698	—
5"	1	10	23699	—
5-1/2"	1	10	23701	—
6"	1	10	23702	—
7"	1	10	23703	—
8"	1	10	23704	—
9"	1	10	23705	—
10"	1	10	23706	—
12"	1	10	23707	—
14"	1	10	23708	—
15"	1	10	23709	—
16"	1	10	23710	—
18"	1	10	0154478	—
20"	1	10	0154479	—

1-3/4″-12 Diameter
Hex Drive=1-1/4″

Length	Pkg. Qty.	Case Qty.	FNL Part No.	FNL UOM /100
3"	1	10	35704	^
3-1/2"	1	10	35705	—
4"	1	10	35706	—
4-1/2"	1	10	35707	—
5"	1	10	35708	—
5-1/2"	1	10	35709	—
6"	1	10	35710	—
7"	1	10	35711	—
8"	1	10	35712	—
9"	1	10	35713	—
10"	1	10	35714	—
11"	1	10	35715	—
12"	1	10	35716	—
13"	1	10	35717	—
14"	1	10	35718	—
15"	1	10	35719	—
16"	1	10	35720	—

2″-4-1/2 Diameter
Hex Drive=1-1/2″

Length	Pkg. Qty.	Case Qty.	FNL Plain Part No.	FNL Plain UOM /100
4"	1	10	23742	^
4-1/2"	1	10	23743	—
5"	1	10	23744	—
5-1/2"	1	10	23745	—
6"	1	10	23746	—
7"	1	10	23747	—
8"	1	10	23748	—
9"	1	10	23749	—
10"	1	10	23750	—
11"	1	10	35721	—
12"	1	10	23751	—
13"	1	10	35722	—
14"	1	10	23752	—
15"	1	10	23753	—
16"	1	10	23754	—

2"-12 Diameter
Hex Drive=1-1/2″

Length	Pkg. Qty.	Case Qty.	FNL Part No.	FNL UOM /100
4"	1	10	35723	^
4-1/2"	1	10	35724	—
5"	1	10	35725	—
5-1/2"	1	10	35726	—
6"	1	10	35727	—
7"	1	10	35728	—
8"	1	10	35729	—
9"	1	10	35730	—
10"	1	10	35731	—
11"	1	10	35732	—
12"	1	10	35733	—
13"	1	10	35734	—
14"	1	10	35735	—
15"	1	10	35736	—
16"	1	10	35737	—

Drilled Head Plain Finish Socket Head Cap Screws

Drilled Head
Plain Finish Socket Head Cap Screws

10-24 Diameter
Hex Drive=5/32″

Length	Pkg. Qty.	Case Qty.	Part No.	UOM /Ea
1/2"	100	500	11100505	^
3/4"	100	500	11100506	—
1"	100	500	11100507	—
1/2"	100	500	11100508	—
3/4"	100	500	11100509	—
1"	100	500	11100510	—

1/4"-20 Diameter
Hex Drive=3/16″

Length	Pkg. Qty.	Case Qty.	Part No.	UOM /Ea
3/8"	100	500	11100511	^
1/2"	100	500	11100512	—
5/8"	100	500	11100513	—
3/4"	100	500	11100514	—
1"	100	500	11100515	—
1-1/4"	100	500	11100516	—
1-1/2"	100	500	11100517	—
3/4"	100	500	11100518	—
2"	100	500	11100519	—
2-1/4"	100	500	11100520	—
2-1/2"	100	500	11100521	—
2-3/4"	100	500	11100522	—
3"	100	500	11100523	—

5/16"-18 Diameter
Hex Drive=1/4″

Length	Pkg. Qty.	Case Qty.	Part No.	UOM /Ea
1/2"	100	500	11100524	^
3/4"	100	500	11100525	—
1"	100	500	11100526	—
1-1/4"	100	500	11100527	—
1-1/2"	100	500	11100528	—
2"	100	500	11100529	—

3/8"-16 Diameter
Hex Drive=5/16″

Length	Pkg. Qty.	Case Qty.	Part No.	UOM /Ea
3/4"	100	500	11100530	^
1"	100	500	11100531	—
1-1/4"	100	500	11100532	—
1-1/2"	100	500	11100533	—
2"	100	500	11100534	—
2-1/2"	100	500	11100535	—

1/2"-13 Diameter
Hex Drive=3/8″

Length	Pkg. Qty.	Case Qty.	Part No.	UOM /Ea
1-1/2"	100	500	11100536	^
1-3/4"	100	500	11100537	—
2"	100	500	11100538	—
2-1/2"	100	500	11100539	—
2"	100	500	11100540	—
2-1/2"	100	500	11100541	—

Socket Head Cap Screws-Nylon Patch

Socket Head Cap Screws - Nylon Patch
Coarse Thread, Plain Finish

2-56 Diameter
Hex Drive=5/64″

Length	Pkg. Qty.	Case Qty.	Part No.	UOM Per UM
1/8"	100	500	83020	^
3/16"	100	500	83021	—
3/8"	100	500	83023	—
1/2"	100	500	83024	—

If its not on our shelf...we'll make it!
Ask the local store to quote your threaded and machined parts.

Socket Head Cap Screws

Socket Head Cap Screws-Nylon Patch Cont.

4-40 Diameter
Hex Drive=3/32″

Length	Pkg. Qty.	Case Qty.	Part No.	UOM Per UM
1/8"	100	500	83040	^
3/16"	100	500	83041	—
1/4"	100	500	83042	—
3/8"	100	500	83043	—
1/2"	100	500	83044	—
5/8"	100	500	83045	—
5/16"	100	500	83050	—

6-32 Diameter
Hex Drive=7/64″

Length	Pkg. Qty.	Case Qty.	Part No.	UOM Per UM
3/8"	100	500	83083	^
1/2"	100	500	83084	—
5/8"	100	500	83085	—
3/4"	100	500	83086	—
1"	100	500	83088	—

8-32 Diameter
Hex Drive=9/64″

Length	Pkg. Qty.	Case Qty.	Part No.	UOM Per UM
3/8"	100	500	83113	^
1/2"	100	500	83114	—
3/4"	100	500	83116	—
1"	100	500	83118	—

10-24 Diameter
Hex Drive=5/32″

Length	Pkg. Qty.	Case Qty.	Part No.	UOM Per UM
3/8"	100	500	83143	^
1/2"	100	500	83144	—
7/8"	100	500	83147	—
1-1/2"	100	500	83150	—
2"	100	500	83152	—

1/4-20 Diameter
Hex Drive=3/16″

Length	Pkg. Qty.	Case Qty.	Part No.	UOM Per UM
3/8"	100	500	83200	^
5/8"	100	500	83202	—
7/8"	100	500	83204	—
1-1/4"	100	500	83207	—
2"	100	500	83211	—
2-1/2"	100	500	83213	—
3"	100	500	83215	—

5/16-18 Diameter
Hex Drive=1/4″

Length	Pkg. Qty.	Case Qty.	Part No.	UOM Per UM
1/2"	100	500	83251	^
7/8"	100	500	83254	—
1-1/4"	100	500	83257	—
1-1/2"	100	500	83259	—
1-3/4"	100	500	83260	—
2"	100	500	83261	—
3"	100	500	83265	—
3-1/2"	100	500	83267	—
3"	100	500	83315	—

3/8-16 Diameter
Hex Drive=5/16″

Length	Pkg. Qty.	Case Qty.	Part No.	UOM Per UM
3-1/2"	100	500	83317	^
4"	100	500	83319	—

7/16-14 Diameter
Hex Drive=3/8″

Length	Pkg. Qty.	Case Qty.	Part No.	UOM Per UM
3/4"	100	500	83353	^
1"	100	500	83355	—
1-1/4"	100	500	83357	—
1-1/2"	100	500	83359	—
2"	100	500	83361	—
2-1/2"	100	500	83363	—

1/2-13 Diameter
Hex Drive=3/8″

Length	Pkg. Qty.	Case Qty.	Part No.	UOM Per UM
3/4"	100	500	83403	^
1"	100	500	83405	—

5/8-11 Diameter
Hex Drive=1/2″

Length	Pkg. Qty.	Case Qty.	Part No.	UOM Per UM
1-1/4"	100	500	83407	^
2"	100	500	83411	—
2-1/2"	100	500	83413	—
3"	100	500	83415	—
3-1/2"	100	500	83417	—
4"	100	500	83419	—
4-1/2"	100	500	83421	—
5"	100	500	83423	—
6"	100	500	83425	—
1-1/4"	100	500	83507	—
1-3/4"	100	500	83510	—
2"	100	500	83511	—
2-1/4"	100	500	83512	—
2-1/2"	100	500	83513	—
3"	100	500	83515	—
3-1/2"	100	500	83517	—
4"	100	500	83519	—
4-1/2"	100	500	83521	—
5"	100	500	83523	—

3/4-10 Diameter
Hex Drive=5/8″

Length	Pkg. Qty.	Case Qty.	Part No.	UOM Per UM
1-1/4"	100	500	83557	^
1-1/2"	100	500	83559	—
1-3/4"	100	500	83560	—
2"	100	500	83561	—
2-1/4"	100	500	83562	—
2-1/2"	100	500	83563	—
3"	100	500	83565	—
3-1/2"	100	500	83567	—
4"	100	500	83569	—
4-1/2"	100	500	83571	—
5"	100	500	83573	—

7/8-9 Diameter
Hex Drive=3/4″

Length	Pkg. Qty.	Case Qty.	Part No.	UOM Per UM
2"	100	500	83611	^

1-8 Diameter
Hex Drive=3/4″

Length	Pkg. Qty.	Case Qty.	Part No.	UOM Per UM
2"	100	500	83661	^
2-1/4"	100	500	83662	—
2-1/2"	100	500	83663	—
3"	100	500	83665	—
3-1/2"	100	500	83667	—
4"	100	500	83669	—
4-1/2"	100	500	83671	—
6"	100	500	83675	—

1 1/4-7 Diameter
Hex Drive=7/8″

Length	Pkg. Qty.	Case Qty.	Part No.	UOM Per UM
2-1/2"	100	500	83713	^
3-1/2"	100	500	83717	—

1 1/2-6 Diameter
Hex Drive=1″

Length	Pkg. Qty.	Case Qty.	Part No.	UOM Per UM
4"	100	500	83769	^

Socket Head Cap Screws - Nylon Patch
Fine Thread, Plain Finish

10-32 Diameter
Hex Drive=5/32″

Length	Pkg. Qty.	Case Qty.	Part No.	UOM Per UM
1/2"	100	500	83164	^
3/4"	100	500	83166	—
1"	100	500	83168	—
1-1/4"	100	500	83169	—
1-1/2"	100	500	83170	—

1/4-28 Diameter
Hex Drive=3/16″

Length	Pkg. Qty.	Case Qty.	Part No.	UOM Per UM
3/8"	100	500	83801	^
1/2"	100	500	83802	—
5/8"	100	500	83803	—
3/4"	100	500	83804	—
7/8"	100	500	83805	—
1"	100	500	83806	—
1-1/4"	100	500	83807	—

3/8-24 Diameter
Hex Drive=5/16″

Length	Pkg. Qty.	Case Qty.	Part No.	UOM Per UM
3/4"	100	500	83833	^
1"	100	500	83835	—
1-1/4"	100	500	83836	—
2"	100	500	83839	—
2-1/2"	100	500	83841	—

7/16-20 Diameter
Hex Drive=3/8″

Length	Pkg. Qty.	Case Qty.	Part No.	UOM Per UM
1"	100	500	83855	^
1-1/4"	100	500	83856	—
1-1/2"	100	500	83857	—
2"	100	500	83859	—

1/2-20 Diameter
Hex Drive=3/8″

Length	Pkg. Qty.	Case Qty.	Part No.	UOM Per UM
1"	100	500	83875	^
1-1/4"	100	500	83876	—
1-1/2"	100	500	83877	—
2-1/4"	100	500	83880	—
2-1/2"	100	500	83881	—

5/8-18 Diameter
Hex Drive=1/2″

Length	Pkg. Qty.	Case Qty.	Part No.	UOM Per UM
1-1/2"	100	500	83914	^
1-3/4"	100	500	83915	—
2"	100	500	83916	—
2-1/2"	100	500	83918	—
4"	100	500	83924	—

Socket/Button/Flat Head Socket Head Cap Screws

Socket Head Cap Screws Nylon Patch Cont.

Socket Head Cap Screws Nylon Patch
Fine Thread, Plain Finish

3/4-16 Diameter
Hex Drive=5/8″

Length	Pkg. Qty.	Case Qty.	Part No.	UOM Per UM
2"	100	500	83934	^
2-1/4"	100	500	83935	—
2-1/2"	100	500	83936	—
3-1/2"	100	500	83940	—

Button Head Cap Screw Coarse Thread - Nylon Patch

Button Head Socket Cap Screws Nylon Patch
Coarse Thread, Plain Finish

2-56 Diameter
Hex Drive=.050″

Length	Pkg. Qty.	Case Qty.	Part No.	UOM Per UM
1/4"	100	500	84002	^
3/8"	100	500	84003	—
1/2"	100	500	84004	—

4-40 Diameter
Hex Drive=1/16″

Length	Pkg. Qty.	Case Qty.	Part No.	UOM Per UM
1/4"	100	500	84006	^
3/4"	100	500	84010	—

6-32 Diameter
Hex Drive=5/64″

Length	Pkg. Qty.	Case Qty.	Part No.	UOM Per UM
1/4"	100	500	84016	^
3/8"	100	500	84017	—
1/2"	100	500	84018	—
5/8"	100	500	84019	—
3/4"	100	500	84020	—

8-32 Diameter
Hex Drive=3/32″

Length	Pkg. Qty.	Case Qty.	Part No.	UOM Per UM
1/4"	100	500	84022	^
3/8"	100	500	84023	—
1/2"	100	500	84024	—
5/8"	100	500	84025	—
3/4"	100	500	84026	—
1"	100	500	84027	—

10-24 Diameter
Hex Drive=1/8″

Length	Pkg. Qty.	Case Qty.	Part No.	UOM Per UM
1/4"	100	500	84028	^
5/8"	100	500	84031	—
1"	100	500	84034	—
1 1/4"	100	500	84035	—

1/4-20 Diameter
Hex Drive=5/32″

Length	Pkg. Qty.	Case Qty.	Part No.	UOM Per UM
3/8"	100	500	84048	^
5/8"	100	500	84050	—
3/4"	100	500	84051	—
7/8"	100	500	84052	—
1"	100	500	84053	—
1 1/4"	100	500	84054	—

5/16-18 Diameter
Hex Drive=3/16″

Length	Pkg. Qty.	Case Qty.	Part No.	UOM Per UM
3/8"	100	500	84066	^
1/2"	100	500	84067	—
5/8"	100	500	84068	—
3/4"	100	500	84069	—
1"	100	500	84071	—
1 1/2"	100	500	84073	—
2"	100	500	84075	—
1/2"	100	500	84078	—
3/4"	100	500	84080	—
1"	100	500	84082	—

3/8-16 Diameter
Hex Drive=7/32″

Length	Pkg. Qty.	Case Qty.	Part No.	UOM Per UM
1/2"	100	500	84088	^
5/8"	100	500	84089	—
3/4"	100	500	84090	—
1"	100	500	84092	—
1 1/4"	100	500	84093	—
1 1/2"	100	500	84094	—
2 1/4"	100	500	84097	—

1/2-13 Diameter
Hex Drive=5/16″

Length	Pkg. Qty.	Case Qty.	Part No.	UOM Per UM
3/4"	100	500	84107	^
1"	100	500	84109	—
1 1/4"	100	500	84110	—
1 1/2"	100	500	84111	—

5/8-11 Diameter
Hex Drive=3/8″

Length	Pkg. Qty.	Case Qty.	Part No.	UOM Per UM
2"	100	500	84119	^

Button Head Socket Cap Screws Nylon Patch
Fine Thread, Plain Finish

10-32 Diameter
Hex Drive=1/8″

Length	Pkg. Qty.	Case Qty.	Part No.	UOM Per UM
1/4"	100	500	84038	^
1/2"	100	500	84040	—
5/8"	100	500	84041	—
3/4"	100	500	84042	—

1/4-28 Diameter
Hex Drive=5/32″

Length	Pkg. Qty.	Case Qty.	Part No.	UOM Per UM
3/8"	100	500	84059	^
1/2"	100	500	84060	—
5/8"	100	500	84061	—
3/4"	100	500	84062	—

3/8-24 Diameter
Hex Drive=7/32″

Length	Pkg. Qty.	Case Qty.	Part No.	UOM Per UM
5/8"	100	500	84100	^
3/4"	100	500	84101	—
1"	100	500	84103	—

Flat Head Socket Head Cap Screw - Coarse Thread Nylon Patch

Flat Head Socket Head Cap Screw - Nylon Patch
Coarse Thread, Plain Finish

4-40 Diameter
Hex Drive=1/16″

Length	Pkg. Qty.	Case Qty.	Part No.	UOM Per UM
1/4"	100	500	84161	^
5/16"	100	500	84162	^

6-32 Diameter
Hex Drive=5/64″

Length	Pkg. Qty.	Case Qty.	Part No.	UOM Per UM
3/8"	100	500	84178	^
5/8"	100	500	84180	—
3/4"	100	500	84181	—
1"	100	500	84182	—

8-32 Diameter
Hex Drive=3/32″

Length	Pkg. Qty.	Case Qty.	Part No.	UOM Per UM
5/8"	100	500	84190	^
3/4"	100	500	84191	—

10-24 Diameter
Hex Drive=1/8″

Length	Pkg. Qty.	Case Qty.	Part No.	UOM Per UM
3/8"	100	500	84198	^
1"	100	500	84202	—
2"	100	500	84206	—

1/2-13 Diameter
Hex Drive=5/16″

Length	Pkg. Qty.	Case Qty.	Part No.	UOM Per UM
1-1/4"	100	500	84362	^
1-1/2"	100	500	84363	—
2"	100	500	84365	—
2-1/4"	100	500	84366	—
2-1/2"	100	500	84367	—
2-3/4"	100	500	84368	—

5/8-11 Diameter
Hex Drive=3/8″

Length	Pkg. Qty.	Case Qty.	Part No.	UOM Per UM
1-1/4"	100	500	84402	^
1-1/2"	100	500	84403	—
1-3/4"	100	500	84404	—
3-1/2"	100	500	84410	—

3/4-10 Diameter
Hex 1/2″

Length	Pkg. Qty.	Case Qty.	Part No.	UOM Per UM
1-1/2"	100	500	84443	^

Flat Head Socket Head Cap Screw, Cup Point Socket Set Screw

Flat Head Socket Head Cap Screw - Fine Thread Nylon Patch

Flat Head Socket Head Cap Screw -Nylon Patch

Fine Thread, Plain Finish

10-32 Diameter
Hex Drive=1/8″

Length	Pkg. Qty.	Case Qty.	Part No.	UOM Per UM
3/8"	100	500	84209	^
5/8"	100	500	84211	—
3/4"	100	500	84212	—
1"	100	500	84213	—
1-1/2"	100	500	84215	—

1/4-28 Diameter
Hex Drive=5/32″

Length	Pkg. Qty.	Case Qty.	Part No.	UOM Per UM
1/2"	100	500	84236	^
3/4"	100	500	84238	—
1"	100	500	84239	—
1-1/4	100	500	84240	—
2"	100	500	84243	—

5/16-24 Diameter
Hex Drive=3/16″

Length	Pkg. Qty.	Case Qty.	Part No.	UOM Per UM
2-1/2"	100	500	84262	^
1/2"	100	500	84272	—
3/4"	100	500	84274	—
1"	100	500	84276	—

3/8-24 Diameter
Hex Drive=7/32″

Length	Pkg. Qty.	Case Qty.	Part No.	UOM Per UM
2-1/4"	100	500	84291	^
5/8"	100	500	84303	—
3/4"	100	500	84304	—
1"	100	500	84306	—
1-1/2"	100	500	84308	—

1/2-20 Diameter
Hex Drive=5/16″

Length	Pkg. Qty.	Case Qty.	Part No.	UOM Per UM
1"	100	500	84381	^
1-1/2"	100	500	84383	—
1-3/4"	100	500	84384	—

Cup Point Socket Set Screw Coarse Thread Nylon Patch

Cup Point Socket Set Screw Nylon Patch

Coarse Thread, Plain Finish

2-56 Diameter
Hex Drive=.035″

Length	Pkg. Qty.	Case Qty.	Part No.	UOM Per UM
1/4"	100	500	85014	^

4-40 Diameter
Hex Drive=.050″

Length	Pkg. Qty.	Case Qty.	Part No.	UOM Per UM
1/8"	100	500	85024	^
1/4"	100	500	85026	—

6-32 Diameter
Hex Drive=1/16″

Length	Pkg. Qty.	Case Qty.	Part No.	UOM Per UM
3/16"	100	500	85102	^
1/4"	100	500	85103	—
3/8"	100	500	85105	—
1/2"	100	500	85107	—
3/4"	100	500	85109	—
1"	100	500	85111	—

8-32 Diameter
Hex Drive=5/64″

Length	Pkg. Qty.	Case Qty.	Part No.	UOM Per UM
3/16"	100	500	85152	^
1/4"	100	500	85153	—
5/16"	100	500	85154	—
3/8"	100	500	85155	—
1/2"	100	500	85157	—
5/8"	100	500	85158	—
3/4"	100	500	85159	—
1"	100	500	85161	—
3/16"	100	500	85186	—

10-24 Diameter
Hex Drive=3/32″

Length	Pkg. Qty.	Case Qty.	Part No.	UOM Per UM
3/16"	100	500	85215	^
7/16"	100	500	85219	—
1/2"	100	500	85220	—
5/8"	100	500	85221	—
3/4"	100	500	85222	—
1"	100	500	85224	—

1/4-20 Diameter
Hex Drive=1/8″

Length	Pkg. Qty.	Case Qty.	Part No.	UOM Per UM
5/16"	100	500	85327	^
5/8"	100	500	85331	—
7/8"	100	500	85333	—
1"	100	500	85334	—
1-1/4"	100	500	85335	—
1-1/2"	100	500	85336	—
1-3/4"	100	500	85337	—
2"	100	500	85338	—

5/16-18 Diameter
Hex Drive=5/32″

Length	Pkg. Qty.	Case Qty.	Part No.	UOM Per UM
1/4"	100	500	85435	^
5/16"	100	500	85436	—
5/8"	100	500	85440	—
3/4"	100	500	85441	—
1"	100	500	85443	—
1-1/4"	100	500	85444	—
1-1/2"	100	500	85445	—
2"	100	500	85447	—
1/4"	100	500	85495	—
5/16"	100	500	85496	—
3/8"	100	500	85497	—
1/2"	100	500	85499	—
3/4"	100	500	85501	—
1"	100	500	85502	—

3/8-16 Diameter
Hex Drive=3/16″

Length	Pkg. Qty.	Case Qty.	Part No.	UOM Per UM
5/16"	100	500	85536	^
5/8"	100	500	85540	—
3/4"	100	500	85541	—
7/8"	100	500	85542	—
1"	100	500	85543	—
1-1/4"	100	500	85544	—
1-1/2"	100	500	85545	—
1-3/4"	100	500	85546	—
2"	100	500	85547	—

7/16-14 Diameter
Hex Drive=7/32″

Length	Pkg. Qty.	Case Qty.	Part No.	UOM Per UM
1/2"	100	500	85633	^
3/4"	100	500	85635	—

1/2-13 Diameter
Hex Drive=1/4″

Length	Pkg. Qty.	Case Qty.	Part No.	UOM Per UM
5/8"	100	500	85664	^
1"	100	500	85667	—
1-1/4"	100	500	85668	—
1-1/2"	100	500	85669	—
2"	100	500	85671	—

5/8-11 Diameter
Hex Drive=5/16″

Length	Pkg. Qty.	Case Qty.	Part No.	UOM Per UM
1/2"	100	500	85725	^
5/8"	100	500	85726	—
3/4"	100	500	85727	—
1"	100	500	85729	—
1-1/4"	100	500	85730	—
1-1/2"	100	500	85731	—
2"	100	500	85733	—

3/4-10 Diameter
Hex Drive=3/8″

Length	Pkg. Qty.	Case Qty.	Part No.	UOM Per UM
3/4"	100	500	85772	^
1"	100	500	85774	—
1-1/4"	100	500	85775	—
1-1/2"	100	500	85776	—
2"	100	500	85778	—

1-8 Diameter
Hex Drive=9/16″

Length	Pkg. Qty.	Case Qty.	Part No.	UOM Per UM
1"	100	500	85823	^
2"	100	500	85827	—

Cup Point Socket Set Screw, Button Head Socket Cap Screws

Cup Point Socket Set Screw - Fine Thread Nylon Patch

Cup Point Socket Set Screw - Nylon Patch
Fine Thread, Plain Finish

10-32 Diameter
Hex Drive=5/32"

Length	Pkg. Qty.	Case Qty.	Part No.	UOM Per UM
3/16"	100	400	85274	^—
1/4"	100	400	85275	—
5/16"	100	400	85276	—
3/8"	100	400	85277	—
5/8"	100	400	85280	—
3/4"	100	400	85281	—
1"	100	400	85283	—
1-1/4"	100	400	85284	—
1-1/2"	100	400	85285	—

1/4-28 Diameter
Hex Drive=3/16"

Length	Pkg. Qty.	Case Qty.	Part No.	UOM Per UM
1/4"	100	400	85396	^—
5/16"	100	400	85397	—
3/8"	100	400	85398	—
1/2"	100	400	85400	—
5/8"	100	400	85401	—
3/4"	100	400	85402	—
1"	100	400	85403	—

3/8-24 Diameter
Hex Drive=5/16"

Length	Pkg. Qty.	Case Qty.	Part No.	UOM Per UM
3/8"	100	400	85593	^—
5/8"	100	400	85596	—
1"	100	400	85598	—

7/16-20 Diameter
Hex Drive=3/8"

Length	Pkg. Qty.	Case Qty.	Part No.	UOM Per UM
1"	100	400	85637	^—
1/2"	100	400	85653	—
1"	100	400	85655	—

1/2-20 Diameter
Hex Drive=3/8"

Length	Pkg. Qty.	Case Qty.	Part No.	UOM Per UM
3/8"	100	400	85701	^—
1/2"	100	400	85702	—
5/8"	100	400	85703	—
3/4"	100	400	85704	—
1"	100	400	85705	—
1-1/4"	100	400	85706	—
1/2"	100	400	85708	—
1-3/4"	100	400	85718	—
2"	100	400	85719	—

5/8-18 Diameter
Hex Drive=1/2"

Length	Pkg. Qty.	Case Qty.	Part No.	UOM Per UM
5/8"	100	400	85756	^—

Button Head Socket Cap Screws Coarse Thread

Coarse Thread
Plain and Zinc Plated

2-56 Diameter
Hex Drive=.050"

Length	Pkg. Qty.	Case Qty.	FNL Plain Part No.	FNL Plain UOM /100
1/8"	100	400	24000	^—
3/16"	100	400	24001	—
1/4"	100	400	24002	—
5/16"	100	400	24664	—
3/8"	100	400	24003	—
1/2"	100	400	24004	—
5/8"	100	400	24665	—
3/4"	100	400	24666	—
1"	100	400	24667	—

3-48 Diameter
Hex Drive=1/16"

Length	Pkg. Qty.	Case Qty.	FNL Plain Part No.	FNL Plain UOM /100
3/16"	100	400	24668	^—
1/4"	100	400	24669	—
5/16"	100	400	24670	—
3/8"	100	400	24671	—
1/2"	100	400	24672	—
5/8"	100	400	24673	—
3/4"	100	400	24674	—
1"	100	400	24675	—

4-40 Diameter
Hex Drive=1/16"

Length	Pkg. Qty.	Case Qty.	FNL Plain Part No.	FNL Plain UOM /100	FNL Zinc Part No.	FNL Zinc UOM /100	Holo-Krome Plain Part No.	Holo-Krome Plain UOM /100
3/16"	100	400	24005	^—	94005	^—		
1/4"	100	400	24006	—	94006	—	81006	—
5/16"	100	400	24676	—				
3/8"	100	400	24007	—	94007	—	81007	—
7/16"	100	400	24677	—				
1/2"	100	400	24008	—	94008	—	81008	—
5/8"	100	300	24009	—	94009	—		
3/4"	100	400	24010	—	94010	—		
7/8"	100	400	24678	—				
1"	100	400	24679	—				

5-40 Diameter
Hex Drive=5/64"

Length	Pkg. Qty.	Case Qty.	FNL Plain Part No.	FNL Plain UOM /100
1/4"	100	400	24011	^—
3/8"	100	400	24012	—
1/2"	100	400	24013	—
5/8"	100	400	24014	—
3/4"	100	400	24015	—
1"	100	400	24680	—

If its not on our shelf...we'll make it!
Ask the local store to quote your threaded and machined parts.

Button Head Socket Cap Screw - Coarse Thread

Button Head Socket Cap Screws
Coarse Thread

6-32 Diameter
Hex Drive=5/64"

			FNL				Holo-Krome	
			Plain		Zinc		Plain	
Length	Pkg. Qty.	Case Qty.	Part No.	UOM /100	Part No.	UOM /100	Part No.	UOM /100
3/16"	100	2500	24681	^				
1/4"	100	2500	24016	—			81016	—
5/16"	100	2500	24682	—				
3/8"	100	2500	24017	—			81017	—
7/16"	100	2500	24683	—				
1/2"	100	2500	24018	—			81018	—
5/8"	100	2500	24019	—			81019	—
3/4"	100	2500	24020	—	94020	—		
7/8"	100	2500	24684	—	94684	—		
1"	100	2500	24685	—	94685	—		
1-1/4"	100	2500	24686	—	94686	—		
1-1/2"	100	2500	24687	—	94687	—		
2"	100	2500	0154530	—				
2-1/2"	100	2500	0154531	—				
3"	100	2500	0154532	—				

8-32 Diameter
Hex Drive=3/32"

			FNL				Holo-Krome	
			Plain		Zinc		Plain	
Length	Pkg. Qty.	Case Qty.	Part No.	UOM /100	Part No.	UOM /100	Part No.	UOM /100
3/16"	100	2500	24021	^				
1/4"	100	2500	24022	—	94022	—	81022	—
5/16"	100	2500	24691	—	94691	—		
3/8"	100	2500	24023	—	94023	—	81023	—
1/2"	100	2500	24024	—	94024	—	81024	—
5/8"	100	2500	24025	—	94025	—	81025	—
3/4"	100	2500	24026	—	94026	—	81026	—
7/8"	100	2500	24693	—	94693	—		
1"	100	2500	24027	—	94027	—	81027	—
1-1/4"	100	1000	24694	—				
1-1/2"	100	1000	24695	—	94694	—		
1-3/4"	100	1000	24696	—	94695	—		
2"	100	1000	24697	—				

10-24 Diameter
Hex Drive=1/8

			FNL				Holo-Krome	
			Plain		Zinc		Plain	
Length	Pkg. Qty.	Case Qty.	Part No.	UOM /100	Part No.	UOM /100	Part No.	UOM /100
1/4"	100	2500	24028	—	94028	^	81028	^
5/16"	100	2500	24704	—				
3/8"	100	2500	24029	—	94029	—	81029	—
1/2"	100	2500	24030	—	94030	—	81030	—
5/8"	100	2500	24031	—	94031	—	81031	—
3/4"	100	2500	24032	—	94032	—	81032	—
7/8"	100	2500	24033	—			81033	—
1"	100	2500	24034	—	94034	—	81034	—
1-1/4"	100	1000	24035	—	94035	—	81036	—
1-1/2"	100	1000	24036	—	94036	—		
1-3/4"	100	1000	24037	—				
2"	100	1000	24706	—	94706	—		

1/4"-20 Diameter
Hex Drive=5/32"

			FNL				Holo-Krome	
			Plain		Zinc		Plain	
Length	Pkg. Qty.	Case Qty.	Part No.	UOM /100	Part No.	UOM /100	Part No.	UOM /100
1/4"	100	2500	24711	^	94711	^		
5/16"	100	2500	24047	—				
3/8"	100	2500	24048	—	94048	—	81048	—
1/2"	100	2500	24049	—	94049	—	81049	—
5/8"	100	2500	24050	—	94050	—	81050	—
3/4"	100	2500	24051	—	94051	—	81051	—
7/8"	100	2500	24052	—	94052	—	81052	—
1"	100	2500	24053	—	94053	—	81053	—
1-1/4"	100	1250	24054	—	94054	—		
1-1/2"	100	1250	24055	—	94055	—		
1-3/4"	100	1250	24056	—	94056	—		
2"	100	1250	24057	—	94057	—		
2-1/2"	50	1250	24058	—	94058	—		
3"	50	1250	24712	—	94712	—		

5/16"-18 Diameter
Hex Drive=3/16"

			FNL				Holo-Krome	
			Plain		Zinc		Plain	
Length	Pkg. Qty.	Case Qty.	Part No.	UOM /100	Part No.	UOM /100	Part No.	UOM /100
3/8"	100	2500	24066	^	94066	^	81066	^
1/2"	100	2500	24067	—	94067	—	81067	—
5/8"	100	2500	24068	—	94068	—	81068	—
3/4"	100	2500	24069	—	94069	—	81069	—
7/8"	100	1250	24070	—	94070	—	81070	—
1"	100	1250	24071	—	94071	—	81071	—
1-1/4"	100	1250	24072	—	94072	—		
1-1/2"	100	1250	24073	—	94073	—		
1-3/4"	100	1250	24074	—				
2"	50	1000	24075	—	94075	—		
2-1/4"	50	1000	24076	—	94076	—		
2-1/2"	50	1000	24716	—	94716	—		
3"	50	1000	24717	—	94717	—		
3-1/2"	50	1000	0154541	—				

3/8"-16 Diameter
Hex Drive=7/32"

			FNL				Holo-Krome	
			Plain		Zinc		Plain	
Length	Pkg. Qty.	Case Qty.	Part No.	UOM /100	Part No.	UOM /100	Part No.	UOM /100
3/8"	50	1250	24087	^				
1/2"	50	1250	24088	—	94088	—	81088	—
5/8"	50	1250	24089	—	94089	—	81089	—
3/4"	50	1250	24090	—	94090	—	81090	—
7/8"	50	1250	24091	—	94091	—	81091	—
1"	50	1250	24092	—			81092	—
1-1/4"	50	1250	24093	—	94093	—	81093	—
1-1/2"	50	1000	24094	—	94094	—		
1-3/4"	50	1000	24095	—	94095	—		
2"	50	1000	24096	—	94096	—		
2-1/4"	25	1000	24097	—	94097	—		
2-1/2"	25	1000	24718	—	94718	—		
2-3/4"	25	1000	24719	—	94719	—		
3"	25	1000	24720	—	94720	—		
3-1/2"	25	1000	0154543	—				
4"	25	1000	0154544	—	0137019	—		
4-1/2"	25	1000	0154545	—				
5"	25	1000	0154546	—				

Button Head Socket Cap Screws
Coarse Thread Cont.

1/2"-13 Diameter
Hex Drive=5/16"

Length	Pkg. Qty.	Case Qty.	FNL Plain Part No.	FNL Plain UOM /100	FNL Zinc Part No.	FNL Zinc UOM /100
3/4"	25	500	24107	^—	94107	^—
7/8"	25	500	24108	—	94108	—
1"	25	1250	24109	—	94109	—
1-1/4"	25	1250	24110	—	94110	—
1-1/2"	25	1250	24111	—	94111	—
1-3/4"	25	1250	24112	—	94112	—
2"	10	1250	24113	—	94113	—
2-1/4"	10	1250	24114	—		
2-1/2"	10	1250	24130	—	94130	—
3"	10	1250	24726	—	94726	—
3-1/2"	10	1250	24727	—	94727	—
4"	5	1250	24728	—	94728	—

5/8"-11 Diameter
Hex Drive=3/8"

Length	Pkg. Qty.	Case Qty.	FNL Plain Part No.	FNL Plain UOM /100	FNL Zinc Part No.	FNL Zinc UOM /100	Holo-Krome Plain Part No.	Holo-Krome Plain UOM /100
1"	10	1250	24115	^—	94115	^—	81115	^—
1-1/4"	10	1250	24116	—	94116	—		
1-1/2"	10	1250	24117	—	94117	—	81117	—
1-3/4"	10	1250	24118	—	94118	—		
2"	5	1250	24119	—	94119	—	81119	—
2-1/4"	5	1250	24120	—	94120	—		
2-1/2"	5	1250	24320	—				
3"	5	1250	24732	—				

3/4"-10 Diameter
Hex Drive=3/8"

Length	Pkg. Qty.	Case Qty.	FNL Plain Part No.	FNL Plain UOM /100
1-1/4"	10	1250	24122	^—
1-1/2"	10	1250	24123	—
1-3/4"	10	1250	24124	—

Button Head Socket Cap Screws
Fine Thread

Fine Thread
Plain and Zinc Plated

6-40 Diameter
Hex Drive=5/64"

Length	Pkg. Qty.	Case Qty.	FNL Plain Part No.	FNL Plain UOM /100
1/4"	100	400	24688	^—
3/8"	100	400	24689	—
1/2"	100	400	24690	—

8-36 Diameter
Hex Drive=3/32"

Length	Pkg. Qty.	Case Qty.	FNL Plain Part No.	FNL Plain UOM /100
1/4"	100	2500	24698	^—
3/8"	100	2500	24699	—
1/2"	100	2500	24700	—
5/8"	100	2500	24701	—
3/4"	100	2500	24702	—
1"	100	2500	24703	—

10-32 Diameter
Hex Drive=1/8"

Length	Pkg. Qty.	Case Qty.	FNL Plain Part No.	FNL Plain UOM /100	FNL Zinc Part No.	FNL Zinc UOM /100	Holo-Krome Plain Part No.	Holo-Krome Plain UOM /100
1/4"	100	2500	24038	^—	94038	^—	81038	^—
5/16"	100	2500	24707	—				
3/8"	100	2500	24039	—	94039	—	81039	—
7/16"	100	2500	24708	—				
1/2"	100	2500	24040	—	94040	—	81040	—
5/8"	100	2500	24041	—	94041	—	81041	—
3/4"	100	2500	24042	—	94042	—	81042	—
7/8"	100	2500	24043	—	94043	—	81043	—
1"	100	2500	24044	—	94044	—	81044	—
1-1/4"	100	1000	24045	—	94045	—		
1-1/2"	100	1000	24046	—				
1-3/4"	100	1000	24709	—	94709	—		
2"	100	1000	24710	—	94710	—		
2-1/4"	100	1000	0154536	—				
2-1/2"	100	1000	0154537	—				
3"	100	1000	0154538	—				

1/4"-28 Diameter
Hex Drive=5/32"

Length	Pkg. Qty.	FNL Plain Part No.	FNL Plain UOM /100	FNL Zinc Part No.	FNL Zinc UOM /100	Holo-Krome Plain Part No.	Holo-Krome Plain UOM /100
3/8"	100	24059	^—	94059	^—	81059	^—
1/2"	100	24060	—	94060	—	81060	—
5/8"	100	24061	—	94061	—	81061	—
3/4"	100	24062	—	94062	—	81062	—
7/8"	100	24063	—	94063	—		
1"	100	24064	—	94064	—	81064	—
1-1/4"	100	24065	—				
1-1/2"	100	24713	—	94713	—		
1-3/4"	100	24714	—				
2"	50	24715	—				

5/16"-24 Diameter
Hex Drive=3/16"

Length	Pkg. Qty.	FNL Plain Part No.	FNL Plain UOM /100	FNL Zinc Part No.	FNL Zinc UOM /100	Holo-Krome Plain Part No.	Holo-Krome Plain UOM /100
3/8"	100	24077	^—	94077	^—	81077	^—
1/2"	100	24078	—			81078	—
5/8"	100	24079	—	94079	—	81079	—
3/4"	100	24080	—	94080	—	81080	—
7/8"	100	24081	—				
1"	100	24082	—			81082	—
1-1/4"	100	24083	—	94083	—		
1-1/2"	100	24084	—				
1-3/4"	100	24085	—				
2"	50	24086	—	94086	—		

3/8"-24 Diameter
Hex Drive=7/32"

Length	Pkg. Qty.	Case Qty.	FNL Plain Part No.	FNL Plain UOM /100	FNL Zinc Part No.	FNL Zinc UOM /100	Holo-Krome Plain Part No.	Holo-Krome Plain UOM /100
3/8"	50	1250	24098	^—				
1/2"	50	1250	24099	—	94099	—	81099	—
5/8"	50	1250	24100	—				
3/4"	50	1250	24101	—	94101	—	81101	—
7/8"	50	1250	24102	—	94102	—		
1"	50	1250	24103	—	94103	—	81103	—
1-1/4"	50	1250	24104	—				
1-1/2"	50	1250	24105	—	94105	—		
1-3/4"	50	1250	24106	—				
2"	25	1250	24721	—				
2-1/4"	25	1250	24722	—				
2-1/2"	25	1250	24723	—				
3"	25	1250	24359	—				

If its not on our shelf...we'll make it!
Ask the local store to quote your threaded and machined parts.

Button/Flat Head Socket Cap Screws-Fine/Course Thread

Button Head Socket Cap Screws
Fine Thread Cont.

Fine Thread
Plain and Zinc Plated

1/2"-20 Diameter
Hex Drive=5/16"

			FNL			
			Plain		Zinc	
Length	Pkg. Qty.	Case Qty.	Part No.	UOM /100	Part No.	UOM /100
3/4"	25	500	24356	^—	94356	^—
1"	25	500	24126	—	94126	—
1-1/4"	25	500	24127	—	94127	—
1-1/2"	25	500	24128	—		
2"	10	250	24129	—	94129	—
2-1/2"	10	250	0154548	—		
3"	10	250	24729	—		
4"	5	250	24730	—	94730	—

Flat Head Socket Cap Screws
Coarse Thread

Coarse Thread
Plain and Zinc Plated

2-56 Diameter
Hex Drive=.050"

			FNL			
			Plain		Zinc	
Length	Pkg. Qty.	Case Qty.	Part No.	UOM /100	Part No.	UOM /100
1/8"	100	400	24149	^—	94149	^—
3/16"	100	400	24150	—	94150	—
1/4"	100	400	24151	—	94151	—
5/16"	100	400	24152	—	94152	—
3/8"	100	400	24153	—	94153	—
1/2"	100	400	24154	—	94154	—
5/8"	100	400	24155	—	94155	—
3/4"	100	400	24525	—		
7/8"	100	400	24526	—		
1"	100	400	24527	—		

3-48 Diameter
Hex Drive=1/16"

			FNL	
			Plain	
Length	Pkg. Qty.	Case Qty.	Part No.	UOM /100
1/4"	100	400	24156	^—
3/8"	100	400	24158	—
1/2"	100	400	24159	—
5/8"	100	400	24160	—
3/4"	100	400	24529	—
1"	100	400	24530	—

4-40 Diameter
Hex Drive=1/16"

		FNL					Holo·Krome		
		Plain		Zinc			Plain		
Length	Pkg. Qty.	Part No.	UOM /100	Part No.	Pkg. Qty.	UOM /100	Part No.	Pkg. Qty.	UOM /100
3/16"	100	24531	^—						
1/4"	100	24161	—	94161	100	—	81161	100	—
5/16"	100	24162	—						
3/8"	100	24163	—	94163	100	—	81163	100	—
1/2"	100	24164	—				81164	100	—
5/8"	100	24165	—				81165	100	—
3/4"	100	24166	—				81166	100	—
7/8"	100	24167	—	94167	100	—			
1"	100	24533	—						
1-1/4"	100	24534	—						

6-32 Diameter
Hex Drive=5/64"

			FNL				Holo·Krome	
			Plain		Zinc		Plain	
Length	Pkg. Qty.	Case Qty.	Part No.	UOM /100	Part No.	UOM /100	Part No.	UOM /100
3/16"	100	2500	24176	^—				
1/4"	100	2500	24177	—	94177	—	81177	—
5/16"	100	2500	24175	—				
3/8"	100	2500	24178	—	94178	—	81178	—
7/16"	100	2500	24358	—				
1/2"	100	2500	24179	—	94179	—	81179	—
5/8"	100	2500	24180	—	94180	—	81180	—
3/4"	100	2500	24181	—	94181	—	81181	—
7/8"	100	2500	24539	—				
1"	100	2500	24182	—				
1-1/4"	100	1250	24183	—				
1-1/2"	100	1250	24184	—				
1-3/4"	100	1250	24185	—				
2"	100	1250	24186	—				
2-1/4"	100	1250	0154638	—				

8-32 Diameter
Hex Drive=3/32"

			FNL				Holo·Krome	
			Plain		Zinc		Plain	
Length	Pkg. Qty.	Case Qty.	Part No.	UOM /100	Part No.	UOM /100	Part No.	UOM /100
1/4"	100	2500	24187	^—			81187	^—
5/16"	100	2500	24546	—				
3/8"	100	2500	24188	—	94188	—	81188	—
1/2"	100	2500	24189	—	94189	—	81189	—
5/8"	100	2500	24190	—	94190	—	81190	—
3/4"	100	2500	24191	—	94191	—	81191	—
7/8"	100	2500	24548	—				
1"	100	2500	24192	—	94192	—	81192	—
1-1/4"	100	1250	24193	—	94193	—		
1-1/2"	100	1250	24194	—				
1-3/4"	100	1250	24195	—				
2"	100	1250	24196	—				
2-1/4"	100	1250	0154641	—				

10-24 Diameter
Hex Drive=1/8"

			FNL				Holo·Krome	
			Plain		Zinc		Plain	
Length	Pkg. Qty.	Case Qty.	Part No.	UOM /100	Part No.	UOM /100	Part No.	UOM /100
1/4"	100	2500	24197	^—	94197	^—		
5/16"	100	2500	24554	—				
3/8"	100	2500	24198	—	94198	—	81198	—
7/16"	100	2500	24555	—				
1/2"	100	2500	24199	—	94199	—	81199	—
5/8"	100	2500	24200	—	94200	—	81200	—
3/4"	100	2500	24201	—	94201	—	81201	—
7/8"	100	2500	24556	—				
1"	100	2500	24202	—	94202	—	81202	—
1-1/4"	100	2500	24203	—	94203	—	81203	—
1-1/2"	100	2500	24204	—	94204	—	81204	—
1-3/4"	100	1250	24205	—	94205	—		
2"	100	1250	24206	—				
2-1/4"	100	1250	24207	—				
2-1/2"	100	1250	24557	—				
3"	100	1250	24558	—	94558	—		

Flat Head Socket Cap Screws
Coarse Thread Cont.

12-24 Diameter
Hex Drive = 1/8"

			FNL			
			Plain		Zinc	
Length	Pkg. Qty.	Case Qty.	Part No.	UOM /100	Part No.	UOM /100
1/2"	100	500	24218	^—	94218	^—
5/8"	100	500	24219	—		
3/4"	100	500	24220	—		
1"	100	500	24565	—	94565	—

1/4"-20 Diameter
Hex Drive=5/32"

			FNL				Holo·Krome	
			Plain		Zinc		Plain	
Length	Pkg. Qty.	Case Qty.	Part No.	UOM /100	Part No.	UOM /100	Part No.	UOM /100
1/4"	100	2500	24247	^—				
3/8"	100	2500	24221	—	94221	—	81221	—
1/2"	100	2500	24222	—	94222	—	81222	—
5/8"	100	2500	24223	—	94223	—	81223	—
3/4"	100	2500	24224	—	94224	—	81224	—
7/8"	100	2500	24248	—				
1"	100	2500	24225	—	94225	—	81225	—
1-1/8"	100	2500	24249	—	94249	—		
1-1/4"	100	1250	24226	—	94226	—	81226	—
1-1/2"	100	1250	24227	—	94227	—	81227	—
1-3/4"	100	1250	24228	—	94228	—	81228	—
2"	100	1250	24229	—	94229	—	81229	—
2-1/4"	100	1250	24230	—				
2-1/2"	100	1250	24231	—	94231	—		
2-3/4"	50	1250	24232	—				
3"	50	1250	24233	—	94233	—		
3-1/2"	50	1250	24234	—	94234	—		
4"	25	1250	24250	—				

5/16"-18 Diameter
Hex Drive=3/16"

			FNL				Holo·Krome	
			Plain		Zinc		Plain	
Length	Pkg. Qty.	Case Qty.	Part No.	UOM /100	Part No.	UOM /100	Part No.	UOM /100
3/8"	100	2500	24251	^—	94251	^—		
1/2"	100	2500	24252	—	94252	—	81252	—
5/8"	100	2500	24253	—	94253	—	81253	—
3/4"	100	2500	24254	—	94254	—	81254	—
7/8"	100	1250	24255	—	94255	—		
1"	100	1250	24256	—	94256	—	81256	—
1-1/8"	100	1250	24268	—	94268	—		
1-1/4"	100	1250	24257	—	94257	—	81257	—
1-1/2"	100	1250	24258	—	94258	—	81258	—
1-3/4"	100	1250	24259	—	94259	—	81259	—
2"	100	1250	24260	—	94260	—	81260	—
2-1/4"	50	1250	24261	—	94261	—	81261	—
2-1/2"	50	1250	24262	—	94262	—	81262	—
2-3/4"	50	1250	24263	—	94263	—		
3"	50	1250	24264	—	94264	—		
3-1/2"	50	1250	24265	—	94265	—		
4"	25	1250	24266	—	94266	—		

3/8"-16 Diameter
Hex Drive=7/32"

			FNL				Holo·Krome	
			Plain		Zinc		Plain	
Length	Pkg. Qty.	Case Qty.	Part No.	UOM /100	Part No.	UOM /100	Part No.	UOM /100
1/2"	50	1250	24282	^—	94282	^—		
5/8"	50	1250	24283	—	94283	—	81283	—
3/4"	50	1250	24284	—	94284	—	81284	—
7/8"	50	1250	24285	—	94285	—		
1"	50	1250	24286	—	94286	—	81286	—
1-1/4"	50	1250	24287	—	94287	—	81287	—
1-3/8"	50	1250	24301	—				
1-1/2"	50	1250	24288	—	94288	—	81288	—
1-3/4"	50	1250	24289	—	94289	—	81289	—
2"	50	1250	24290	—	94290	—	81290	—
2-1/4"	25	1250	24291	—	94291	—	81291	—
2-1/2"	25	1250	24292	—	94292	—	81292	—
2-3/4"	25	1250	24293	—	94293	—		
3"	25	1250	24294	—	94294	—	81294	—
3-1/2"	25	500	24295	—	94295	—		
4"	10	500	24296	—				
4-1/2"	10	500	24297	—	94297	—		
5"	10	500	24298	—	94298	—		
5-1/2"	10	500	24299	—				
6"	10	500	24300	—				

7/16"-14 Diameter
Hex Drive=1/4"

			FNL				Holo·Krome	
			Plain		Zinc		Plain	
Length	Pkg. Qty.	Case Qty.	Part No.	UOM /100	Part No.	UOM /100	Part No.	UOM /100
5/8"	25	500	24316	^—				
3/4"	25	500	24324	—	94324	—	81324	—
7/8"	25	500	24325	—				
1"	25	500	24326	—	94326	—	81326	—
1-1/4"	25	500	24327	—	94327	—	81327	—
1-1/2"	25	500	24328	—	94328	—	81328	—
1-3/4"	25	500	24329	—	94329	—		
2"	10	500	24330	—				
2-1/4"	10	250	24331	—				
2-1/2"	10	250	24332	—				
2-3/4"	10	250	24333	—				
3"	10	250	24334	—				
3-1/2"	10	250	24335	—				
4"	5	250	24336	—				

1/2"-13 Diameter
Hex Drive=5/16"

			FNL				Holo·Krome	
			Plain		Zinc		Plain	
Length	Pkg. Qty.	Case Qty.	Part No.	UOM /100	Part No.	UOM /100	Part No.	UOM /100
3/4"	25	500	24360	^—	94360	^—	81360	^—
7/8"	25	500	24317	—				
1"	25	500	24361	—	94361	—	81361	—
1-1/4"	25	500	24362	—	94362	—	81362	—
1-3/8"	25	500	24318	—				
1-1/2"	25	500	24363	—	94363	—	81363	—
1-3/4"	25	500	24364	—	94364	—	81364	—
2"	25	500	24365	—	94365	—	81365	—
2-1/4"	25	250	24366	—	94366	—	81366	—
2-1/2"	25	250	24367	—	94367	—	81367	—
2-3/4"	10	250	24368	—	94368	—	81368	—
3"	10	250	24369	—	94369	—	81369	—
3-1/4"	10	250	24377	—	94377	—		
3-1/2"	10	250	24370	—	94370	—		
4"	5	250	24371	—	94371	—		
4-1/2"	5	100	24372	—				
5"	5	100	24373	—				
5-1/2"	5	100	24374	—				
6"	5	100	24375	—				
7"	1	100	24376	—				
8"	1	100	24378	—				

Flat Head Socket Cap Screws – Coarse Thread

Flat Head Socket Cap Screws Coarse Thread Cont.

5/8"-11 Diameter Hex Drive=3/8"

			FNL				Holo·Krome	
			Plain		Zinc		Plain	
Length	Pkg. Qty.	Case Qty.	Part No.	UOM /100	Part No.	UOM /100	Part No.	UOM /100
3/4"	10	250	24400	^—				
1"	10	250	24401	—	94401	—	81401	—
1-1/4"	10	500	24402	—	94402	—	81402	—
1-1/2"	10	500	24403	—	94403	—	81403	—
1-3/4"	10	375	24404	—	94404	—	81404	—
2"	10	375	24405	—	94405	—	81405	—
2-1/4"	10	300	24406	—	94406	—	81406	—
2-1/2"	10	250	24407	—	94407	—	81407	—
2-3/4"	10	250	24408	—	94408	—	81408	—
3"	10	250	24409	—	94409	—	81409	—
3-1/2"	10	250	24410	—	94410	—		
4"	1	100	24411	—	94411	—		
4-1/2"	1	100	24412	—	94412	—		
5"	1	100	24413	—				
5-1/2"	1	100	24414	—	94414	—		
6"	1	100	24415	—				
6-1/2"	1	100	0154646	—				
7"	1	100	24416	—				
8"	1	100	24417	—				

3/4"-10 Diameter Hex Drive=1/2"

			FNL				Holo·Krome	
			Plain		Zinc		Plain	
Length	Pkg. Qty.	Case Qty.	Part No.	UOM /100	Part No.	UOM /100	Part No.	UOM /100
3/4"	10	250	24440	^—				
1"	10	250	24441	—				
1-1/4"	10	250	24442	—	94442	—		
1-1/2"	10	250	24443	—	94443	—	81443	—
1-3/4"	10	250	24444	—				
2"	10	150	24445	—	94445	—	81445	—
2-1/4"	10	150	24446	—	94446	—		
2-1/2"	10	150	24447	—	94447	—	81447	—
2-3/4"	5	150	24448	—	94448	—		
3"	5	150	24449	—	94449	—	81449	—
3-1/4"	5	100	0154647	—				
3-1/2"	5	150	24450	—				
4"	5	100	24451	—				
4-1/2"	1	100	24452	—				
5"	1	100	24453	—				
5-1/2"	1	100	24454	—				
6"	1	100	24455	—				
6-1/2"	1	150	0154648	—				
7"	1	100	24456	—				
8"	1	100	24457	—				

7/8"-9 Diameter Hex Drive=9/16"

			FNL			
			Plain		Zinc	
Length	Pkg. Qty.	Case Qty.	Part No.	UOM /100	Part No.	UOM /100
2"	5	100	24566	^—	94566	^—
2-1/2"	5	100	24567	—	94567	—
3"	5	100	24568	—		
3-1/2"	5	100	24569	—	94569	—
4"	1	100	24570	—		
4-1/2"	1	20	24571	—		
5"	1	20	24572	—		
6"	1	20	24573	—		
6-1/2"	1	20	24574	—		
7"	1	20	24575	—		
8"	1	20	24576	—		

1"-8 Diameter Hex Drive=5/8"

			FNL			
			Plain		Zinc	
Length	Pkg. Qty.	Case Qty.	Part No.	UOM /100	Part No.	UOM /100
2"	1	20	24577	^—		
2-1/4"	1	20	0154649	—		
2-1/2"	1	20	24578	—	94578	—
2-3/4"	1	20	0154650	—		
3"	1	20	24579	—		
3-1/2"	1	20	24580	—	94580	—
4"	1	20	24581	—	94581	—
4-1/2"	1	20	24582	—	94582	—
5"	1	20	24583	—		
6"	1	20	24584	—	94584	—
6-1/2"	1	20	24585	—		
7"	1	20	24586	—		
8"	1	20	24587	—		

1-1/4"-7 Diameter Hex Drive=7/8"

			FNL Plain	
Length	Pkg. Qty.	Case Qty.	Part No.	UOM /100
3"	1	20	24588	^—
3-1/2"	1	20	24589	—
4"	1	20	24590	—
5"	1	20	24591	—
6"	1	20	24592	—
7"	1	20	24593	—
8"	1	20	24594	—

Flat Head Socket Cap Screws - Fine Thread

Fine Thread
Plain and Zinc Plated

4-48 Diameter Hex Drive=1/16"

			FNL Plain	
Length	Pkg. Qty.	Case Qty.	Part No.	UOM /100
1/4"	100	400	24535	^—
3/8"	100	400	24536	—
1/2"	100	400	24537	—
5/8"	100	400	24538	—

6-40 Diameter Hex Drive=5/64"

			FNL Plain	
Length	Pkg. Qty.	Case Qty.	Part No.	UOM /100
1/4"	100	1250	24540	^—
3/8"	100	1250	24541	—
1/2"	100	1250	24542	—
5/8"	100	1250	24543	—
3/4"	100	1250	24544	—
1"	100	1250	24545	—

Flat Head Socket Cap Screws - Fine Thread Cont.

Fine Thread
Plain and Zinc Plated

8-36 Diameter
Hex Drive=3/32"

Length	Pk. Qty.	Case Qty.	FL Plain Part No.	FL Plain UM /100
3/8"	100	1250	24549	^—
1/2"	100	1250	24550	—
5/8"	100	1250	24551	—
3/4"	100	1250	24552	—
1"	100	1250	24553	—

10-32 Diameter
Hex Drive=1/8"

Length	Pk. Qty.	Case Qty.	FL Plain Part No.	FL Plain UM /100	FL Zinc Part No.	FL Zinc UM /100	Holon·Krone Plain Part No.	Holon·Krone Plain UM /100
1/4"	100	2500	24208	^—	94208	^—		
5/16"	100	2500	24559	—				
3/8"	100	2500	24209	—	94209	—	81209	—
7/16"	100	2500	24560	—				
1/2"	100	2500	24210	—	94210	—	81210	—
5/8"	100	2500	24211	—	94211	—	81211	—
3/4"	100	2500	24212	—	94212	—	81212	—
7/8"	100	2500	24561	—	94561	—		
1"	100	2500	24213	—	94213	—	81213	—
1-1/4"	100	2500	24214	—	94214	—	81214	—
1-1/2"	100	2500	24215	—	94215	—	81215	—
1-3/4"	100	1250	24216	—	94216	—		
2"	100	1250	24217	—	94217	—		
2-1/4"	100	1250	24562	—	94562	—		
2-1/2"	100	1250	24563	—	94563	—		
3"	100	1250	24564	—	94564	—		

1/4"-28 Diameter
Hex Drive=5/32"

Length	Pk. Qty.	Case Qty.	FL Plain Part No.	FL Plain UM /100	FL Zinc Part No.	FL Zinc UM /100	Holon·Krone Plain Part No.	Holon·Krone Plain UM /100
3/8"	100	2500	24235	^—	94235	^—	81235	^—
1/2"	100	2500	24236	—	94236	—	81236	—
5/8"	100	2500	24237	—	94237	—	81237	—
3/4"	100	2500	24238	—	94238	—	81238	—
7/8"	100	2500	24267	—				
1"	100	2500	24239	—	94239	—	81239	—
1-1/4"	100	1250	24240	—			81240	—
1-1/2"	100	1250	24241	—			81241	—
1-3/4"	100	1250	24242	—				
2"	50	1250	24243	—				
2-1/4"	50	1250	24244	—				
2-1/2"	50	1250	24319	—				
3"	50	1250	24245	—				
3-1/2"	50	1250	24246	—				

5/16"-24 Diameter
Hex Drive=3/16"

Length	Pk. Qty.	Case Qty.	FL Plain Part No.	FL Plain UM /100	FL Zinc Part No.	FL Zinc UM /100	Holon·Krone Plain Part No.	Holon·Krone Plain UM /100
3/8"	100	2500	24271	^—				
1/2"	100	2500	24272	—			81272	—
5/8"	100	2500	24273	—	94273	—	81273	—
3/4"	100	2500	24274	—	94274	—	81274	—
7/8"	100	2500	24275	—				
1"	100	1250	24276	—	94276	—	81276	—
1-1/4"	100	1250	24277	—	94277	—	81277	—
1-1/2"	100	1250	24278	—	94278	—		
1-3/4"	100	1250	24279	—	94279	—		
2"	50	1250	24280	—	94280	—		
2-1/4"	50	1250	24281	—				
2-1/2"	50	1250	24269	—				
3"	50	1250	24270	—				
3-1/2"	50	1250	0154644	—				

3/8"-24 Diameter
Hex Drive=7/32"

Length	Pk. Qty.	Case Qty.	FL Plain Part No.	FL Plain UM /100	FL Zinc Part No.	FL Zinc UM /100	Holon·Krone Plain Part No.	Holon·Krone Plain UM /100
1/2"	50	1250	24302	^—				
5/8"	50	1250	24303	—			81303	—
3/4"	50	1250	24304	—	94304	—	81304	—
7/8"	50	1250	24305	—				
1"	50	1250	24306	—	94306	—	81306	—
1-1/4"	50	1250	24307	—	94307	—	81307	—
1-1/2"	50	1250	24308	—	94308	—	81308	—
1-3/4"	50	1250	24309	—	94309	—		
2"	25	1250	24310	—				
2-1/4"	25	1250	24311	—				
2-1/2"	25	1250	24312	—	94312	—		
2-3/4"	25	1250	24313	—				
3"	25	1250	24314	—				
3-1/4"	25	500	0154645	—				
3-1/2"	25	500	24315	—				

7/16"-20 Diameter
Hex Drive=1/4"

Length	Pk. Qty.	Case Qty.	FL Plain Part No.	FL Plain UM /100
3/4"	25	500	24344	^—
7/8"	25	500	24345	—
1"	25	500	24346	—
1-1/4"	25	500	24347	—
1-1/2"	25	500	24348	—
1-3/4"	25	500	24349	—
2"	10	500	24350	—
2-1/4"	10	250	24351	—
2-1/2"	10	250	24352	—
2-3/4"	10	250	24353	—
3"	10	250	24354	—
3-1/2"	10	250	24355	—

If its not on our shelf...we'll make it!
Ask the local store to quote your threaded and machined parts.

Flat Head Socket Cap Screws, Low Head Socket Cap Screws

Flat Head Socket Cap Screws - Fine Thread Cont.

1/2"-20 Diameter
Hex Drive=5/16

Length	Pk. Qty.	Case Qty.	FL Plain Part No.	FL Plain UM /100	FL Zinc Part No.	FL Zinc UM /100	Holon·Krone Plain Part No.	Holon·Krone Plain UM /100
3/4"	25	500	24380	^			81380	^
1"	25	500	24381	—	94381	—	81381	—
1-1/4"	25	500	24382	—	94382	—	81382	—
1-1/2"	25	500	24383	—	94383	—	81383	—
1-3/4"	25	500	24384	—	94384	—	81384	—
2"	10	500	24385	—			81385	—
2-1/4"	10	500	24386	—				
2-1/2"	10	500	24387	—	94387	—		
2-3/4"	10	500			24388	—		
3"	10	500	24389	—	94389	—		
3-1/2"	5	250	24390	—				
4"	5	250	24391	—				
4-1/2"	5	250	24392	—				
5"	5	250	24393	—				
5-1/2"	5	250	24394	—				
6"	5	250	24395	—				

5/8"-18 Diameter
Hex Drive=3/8"

Length	Pk. Qty.	Case Qty.	FL Plain Part No.	FL Plain UM /100
1"	10	250	24421	^
1-1/4"	10	250	24422	—
1-1/2"	10	250	24423	—
1-3/4"	10	250	24424	—
2"	5	250	24425	—
2-1/4"	5	250	24426	—
2-1/2"	5	250	24427	—
3"	5	250	24429	—
3-1/2"	5	250	24430	—
4"	1	100	24431	—
4-1/2"	1	100	24432	—
5"	1	100	24433	—
5-1/2"	1	100	24434	—
6"	1	100	24435	—
7"	1	100	24436	—

3/4"-16 Diameter
Hex Drive=1/2"

Length	Pk. Qty.	Case Qty.	FL Plain Part No.	FL Plain UM /100
3/4"	10	250	24460	^
1"	10	250	24461	—
1-1/4"	10	250	24462	—
1-1/2"	10	250	24463	—
1-3/4"	10	250	24464	—
2"	5	150	24465	—
2-1/4"	5	150	24466	—
2-1/2"	5	150	24467	—
2-3/4"	5	150	24468	—
3"	5	150	24469	—
3-1/2"	5	150	24470	—
4"	1	100	24471	—
4-1/2"	1	100	24472	—
5"	1	100	24473	—

Low Head Socket Cap Screws

Low Head screws are used when clearance is critical. These screws feature a head height that is half the height of a standard Socket Head screw. Length is measured from under the head. Heat treated with a black plain finish. They conform to ASTM A574. Rockwell hardness is C39-45. Minimum tensile strength is 145,000 psi on diameters less than 1/2" and 135,000 psi on diameters greater than 1/2".

6-32 Diameter
Hex Drive=1/16"

Length	Pk. Qty.	Case Qty.	FL Plain Part No.	FL Plain UM /100
1/4"	100	300	24477	^
5/16"	100	300	24478	—
3/8"	100	300	24479	—
1/2"	100	300	24480	—
5/8"	100	300	24481	—
3/4"	100	300	24482	—
1"	100	300	24483	—

8-32 Diameter
Hex Drive=3/32"

Length	Pk. Qty.	Case Qty.	FL Plain Part No.	FL Plain UM /100	Holon·Krone Plain Part No.	Holon·Krone Plain UM /100
1/4	100	300	24484	^		^
5/16	100	300	24485	—		—
3/8	100	300	24605	—	81477	—
1/2	100	300	24606	—	81478	—
5/8	100	300	24607	—		—
3/4	100	300	24608	—	81479	—
1	100	300	24609	—	81480	—
1 1/4	100	300	24486	—		—
1 1/2	50	300	24487	—		—

10-24 Diameter
Hex Drive=3/32"

Length	Pk. Qty.	Case Qty.	FL Plain Part No.	FL Plain UM /100	Holon·Krone Plain Part No.	Holon·Krone Plain UM /100
1/4"	100	600	24488	^		
3/8"	100	600	24621	—	81481	—
1/2"	100	600	24610	—	81482	—
5/8"	100	600	24611	—		
3/4"	100	600	24622	—	81484	—
1"	100	600	24623	—		
1-1/4"	100	600	24490	—		
1-1/2"	100	600	24491	—		

10-32 Diameter
Hex Drive=5/64"

Length	Pk. Qty.	Case Qty.	FL Plain Part No.	FL Plain UM /100	Holon·Krone Plain Part No.	Holon·Krone Plain UM /100
1/4"	100	600	24492	^		
3/8"	100	600	24627	—	81485	—
1/2"	100	600	24612	—	81486	—
5/8"	100	600	24613	—	81487	—
3/4"	100	600	24614	—	81488	—
1"	100	600	24619	—		
1-1/4"	100	600	24494	—		
1-1/2"	100	600	24495	—		

Low Head Socket Cap Screws, Socket Set Screws

Low Head Socket Cap Screws cont.

1/4"-20 Diameter Hex Drive=1/8"

Length	Pk. Qty.	Case Qty.	FL Plain Part No.	FL Plain UM /100	Holon·Krone Plain Part No.	Holon·Krone Plain UM /100
3/8"	100	600	24615	^	81489	^
1/2"	100	600	24616	—	81490	—
5/8"	100	600	24617	—	81491	—
3/4"	100	600	24618	—	81492	—
1"	100	600	24620	—	81493	—
1-1/4"	100	600	24724	—		
1-1/2"	100	600	24496	—		
1-3/4"	100	600	24497	—		
2"	50	600	24498	—		

5/16"-18 Diameter Hex Drive=5/32

Length	Pk. Qty.	Case Qty.	FL Plain Part No.	FL Plain UM /100	Holon·Krone Plain Part No.	Holon·Krone Plain UM /100
3/8"	100	600	24499	^		
1/2"	100	600	24624	—	81494	—
5/8"	100	600	24625	—		
3/4"	100	600	24626	—	81495	—
1"	100	600	24628	—	81496	—
1-1/4"	100	600	24629	—	81497	—
1-1/2"	100	600	24630	—	81498	—
1-3/4"	100	600	24500	—		
2"	50	600	24501	—		

3/8"-16 Diameter Hex Drive=3/16"

Length	Pk. Qty.	Case Qty.	FL Plain Part No.	FL Plain UM /100	Holon·Krone Plain Part No.	Holon·Krone Plain UM /100
1/2"	50	600	24631	^	81499	^
5/8"	50	600	24632	—		
3/4"	50	600	24633	—	81500	—
1"	50	600	24635	—	81501	—
1-1/4"	50	600	24636	—	81502	—
1-1/2"	50	600	24637	—	81503	—
1-3/4"	50	600	24502	—		
2"	25	600	24437	—		

1/2"-13 Diameter Hex Drive=1/4"

Length	Pk. Qty.	Case Qty.	FL Plain Part No.	FL Plain UM /100	Holon·Krone Plain Part No.	Holon·Krone Plain UM /100
3/4"	25	400	24642	^		
1"	25	400	24643	—	81504	—
1-1/4"	25	400	24644	—	81505	—
1-1/2"	25	400	24645	—	81506	—
1-3/4"	25	400	24438	—		
2"	10	400	24439	—		

Socket Set Screws - Cup, Knurled and Cone Point - Coarse Thread

2-56 Diameter Hex Drive= .035"

Length	Part No.	Pk. Qty.	Case Qty.	UM /100
1/16"	25010	100	1000	^
3/32"	25011	100	1000	—
1/8"	25012	100	1000	—
3/16"	25013	100	1000	—
1/4"	25014	100	1000	—
5/16"	25015	100	1000	—
3/8"	25016	100	1000	—
1/2"	24733	100	1000	—
3/4"	24735	100	1000	—

3-48 Diameter Hex Drive=.050"

Length	Part No.	Pk. Qty.	Case Qty.	UM /100
3/32"	25018	100	1000	^
1/8"	25019	100	1000	—
3/16"	25020	100	1000	—
1/4"	25021	100	1000	—
1/2"	24738	100	1000	—

Socket Set Screws - Cup, Knurled and Cone Point - Coarse Thread Cont.

4-40 Diameter Hex Drive=.050"

Length	Cup Point FL Part No.	Cup Point FL UM /100	Cup Point Holon-Krone Part No.	Cup Point Holon-Krone UM /100	Knurled Point FL Part No.	Knurled Point FL UM /100	Cone Point FL Part No.	Cone Point FL UM /100	Pk. Qty.	Case Qty.
3/32"	25023	^							100	5000
1/8"	25024	—	81524	—	25048	—	25044	—	100	5000
3/16"	25025	—	81525	—	25049	—	25045	—	100	5000
1/4"	25026	—	81526	—	25050	—	25046	—	100	5000
5/16"	25027	—	81527	—	25051	—	25047	—	100	5000
3/8"	25028	—	81528	—	25052	—	24746	—	100	5000
7/16"							24747	—	100	5000
1/2"	25030	—	81530	—	25053	—	24748	—	100	5000
5/8"	25031	—	81531	—	25054	—			100	5000
3/4"	25032	—							100	5000
1"	25033	—							100	5000

5-40 Diameter Hex Drive=1/16"

Length	Cup Point FL Part No.	Cup Point FL UM /100	Cup Point Holon-Krone Part No.	Cup Point Holon-Krone UM /100	Knurled Point FL Part No.	Knurled Point FL UM /100	Cone Point FL Part No.	Cone Point FL UM /100	Pk. Qty.	Case Qty.
1/8"	25064	^	81564	^	25084	^	25079	^	100	5000
3/16"	25065	—	81565	—	25085	—	25080	—	100	5000
1/4"	25066	—	81566	—	25086	—	25081	—	100	5000
5/16"	25067	—	81567	—	25087	—	25082	—	100	5000
3/8"	25068	—	81568	—	25088	—	25083	—	100	5000
1/2"	25070	—	81570	—	25089	—	24763	—	100	5000
5/8"	25071	—	81571	—	25090	—			100	5000
3/4"	25072	—	81572	—	25091	—			100	5000
7/8"	25074	—							100	5000
1"	25073	—							100	5000

Socket Set Screws - Cup, Knurled and Cone Point

Socket Set Screws - Cup, Knurled and Cone Point - Coarse Thread Cont.

6-32 Diameter
Hex Drive=1/16"

	Cup Point				Knurled Point		Cone Point			
	FL		Holon-Krone		FL		FL			
Length	Part No.	UM /100	Part No.	UM /100	Part No.	UM /100	Part No.	UM /100	Pk. Qty.	Case Qty.
1/8"	25101	^—	81601	^—	25132	^—	25126	^—	100	5000
3/16"	25102	—	81602	—	25133	—	25127	—	100	5000
1/4"	25103	—	81603	—	25134	—	25128	—	100	5000
5/16"	25104	—	81604	—	25135	—	24774	—	100	5000
3/8"	25105	—	81605	—	25136	—	25129	—	100	5000
7/16"	25106	—			25141	—	25130	—	100	5000
1/2"	25107	—	81607	—	25137	—	25131	—	100	5000
5/8"	25108	—	81608	—	25138	—	24775	—	100	5000
3/4"	25109	—	81609	—	25139	—	24776	—	100	5000
7/8"	25110	—	81610	—	25140	—			100	5000
1"	25111	—	81611	—			24777	—	100	5000
1-1/4"	25112	—							100	5000
1-1/2"	25113	—							100	5000
2"	24767	—							100	5000

8-32 Diameter
Hex Drive=5/64"

	Cup Point				Cup Point		Knurled Point		Cone Point			
	FL		HoloKrome		Zinc FL		FL		FL			
Length	Part No.	UM /100	Part No.	UM /100	Part No.	UM /100	Part No.	UM /100	Part No.	UM /100	Pk. Qty.	Case Qty.
1/8"	25151	^—			0135094	^—	25193	^—	25178	^—	100	5000
3/16"	25152	—	81652	—	0135095	—	25194	—	25179	—	100	5000
1/4"	25153	—	81653	—	0135096	—	25195	—	25180	—	100	5000
5/16"	25154	—	81654	—	0135097	—	25196	—	25181	—	100	5000
3/8"	25155	—	81655	—	0135098	—	25197	—	25182	—	100	5000
7/16"	25156	—	81656	—	0135099	—	25203	—	24804	—	100	5000
1/2"	25157	—	81657	—	0135100	—	25198	—	25183	—	100	5000
5/8"	25158	—	81658	—	0135101	—	25199	—	25184	—	100	5000
3/4"	25159	—	81659	—	0135102	—	25200	—	24805	—	100	5000
7/8"	25160	—	81660	—	0135103	—	25201	—	20806	—	100	5000
1"	25161	—	81661	—	0135104	—	25202	—	24807	—	100	5000
1-1/4"	25148	—									100	5000
1-1/2"	25162	—									100	5000
1-3/4"	25163	—									100	5000
2"	25150	—									100	5000

10-24 Diameter
Hex Drive=3/32"

	Cup Point				Cup Point		Knurled Point		Cone Point			
	FL		HoloKrome		Zinc FL		FL		FL			
Length	Part No.	UM /100	Part No.	UM /100	Part No.	UM /100	Part No.	UM /100	Part No.	UM /100	Pk. Qty.	Case Qty.
1/8"	25214	^—			0135105	^—					100	5000
3/16"	25215	—	81715	—	0135106	—	25262	—	25457	—	100	5000
1/4"	25216	—	81716	—	0135107	—	25263	—	25247	—	100	5000
5/16"	25217	—	81717	—	0135108	—	25264	—	25248	—	100	5000
3/8"	25218	—	81718	—	0135109	—	25265	—	25249	—	100	5000
7/16"	25219	—			0135110	—	25272	—	25245	—	100	5000
1/2"	25220	—	81720	—	0135111	—	25266	—	25250	—	100	5000
5/8"	25221	—	81721	—	0135112	—	25267	—	25251	—	100	5000
3/4"	25222	—	81722	—	0135113	—	25268	—	25252	—	100	5000
7/8"	25223	—	81723	—	0135114	—	25269	—	24822	—	100	5000
1"	25224	—	81724	—	0135115	—	25270	—			100	5000
1-1/4"	25225	—	81725	—	0135116	—	25271	—			100	5000
1-1/2"	25226	—			0135117	—					100	5000
1-3/4"	25227	—									100	5000
2"	25228	—									100	5000
2-1/2"	25229	—									100	5000

Socket Set Screws - Cup, Knurled and Cone Point

Socket Set Screws - Cup, Knurled and Cone Point - Coarse Thread Cont.

12-24 Diameter
Hex Drive=3/32"

			Cup Point Hex - FL	
Length	Part No.	Pk. Qty.	Case Qty.	UM /100
1/4"	25317	100	5000	^—
3/8"	25318	100	5000	—
1/2"	25319	100	5000	—
3/4"	25321	100	5000	—
1"	25322	100	5000	—

1/4-20 Diameter
Hex Drive=1/8"

	Cup Point FL		Cup Point HoloKrome		Cup Point Zinc FL		Knurled Point FL		Cone Point FL			
Length	Part No.	UM /100	Part No.	UM /100	Part No.	UM /100	Part No.	UM /100	Part No.	UM /100	Pk. Qty.	Case Qty.
3/16"	25325	^—	81825	^—	0135118	^—			24885	^—	100	5000
1/4"	25326	—	81826	—	0135119	—	25379	—	25361	—	100	5000
5/16"	25327	—	81827	—	0135120	—	25380	—	25362	—	100	5000
3/8"	25328	—	81828	—	0135121	—	25381	—	25363	—	100	5000
7/16"	25329	—			0135122	—	24892	—	24886	—	100	5000
1/2"	25330	—	81830	—	0135123	—	25382	—	25364	—	100	5000
5/8"	25331	—	81831	—	0135124	—	25383	—	25365	—	100	5000
3/4"	25332	—	81832	—	0135125	—	25384	—	25366	—	100	5000
7/8"	25333	—	81833	—	0135126	—	25385	—	24887	—	100	5000
1"	25334	—	81834	—	0135127	—	25386	—	25367	—	100	5000
1-1/8"	25323	—									100	5000
1-1/4"	25335	—	81835	—	0135128	—	25387	—	25368	—	100	3000
1-1/2"	25336	—	81836	—					25369	—	100	3000
1-3/4"	25337	—	81837	—							100	2000
2"	25338	—	81838	—					41702	—	50	2000
2-1/4"	25339	—									50	2000
2-1/2"	25340	—									50	2000
2-3/4"	25341	—									50	2000
3"	25324	—									50	2000

5/16-18 Diameter
Hex Drive=5/32"

	Cup Point FL		Cup Point HoloKrome		Cup Point Zinc FL		Knurled Point FL		Cone Point FL			
Length	Part No.	UM /100	Part No.	UM /100	Part No.	UM /100	Part No.	UM /100	Part No.	UM /100	Pk. Qty.	Case Qty.
1/4"	25435	^—	81935	^—	0135129	^—			25467	^—	100	5000
5/16"	25436	—	81936	—	0135130	—	25484	—	25468	—	100	5000
3/8"	25437	—	81937	—	0135131	—	25485	—	25469	—	100	5000
7/16"	25438	—			0135132	—	24945	—	24938	—	100	5000
1/2"	25439	—	81939	—	0135133	—	25486	—			100	5000
5/8"	25440	—	81940	—	0135134	—	25487	—	25471	—	100	5000
3/4"	25441	—	81941	—	0135135	—	25488	—	25472	—	100	5000
7/8"	25442	—	81942	—	0135136	—	25489	—	25473	—	100	3000
1"	25443	—	81943	—	0135137	—	25490	—	25474	—	100	3000
1-1/4"	25444	—	81944	—	0135138	—	25491	—	25475	—	100	2000
1-1/2"	25445	—	81945	—	0135139	—			24939	—	100	2000
1-3/4"	25446	—	81946	—	0135140	—					100	1500
2"	25447	—	81947	—	0135141	—					50	1500
2-1/2"	25449	—									50	1500
2-3/4"	25433	—									50	1500

If its not on our shelf...we'll make it!
Ask the local store to quote your threaded and machined parts.

FASTENERS

Socket Set Screws - Cup, Knurled and Cone Point

Socket Set Screws - Cup, Knurled and Cone Point - Coarse Thread Cont.

3/8-16 Diameter
Hex Drive=3/16"

	Cup Point				Cup Point		Knurled Point		Cone Point			
	FL		HoloKrome		Zinc FL		FL		FL			
Length	Part No.	UM /100	Part No.	UM /100	Part No.	UM /100	Part No.	UM /100	Part No.	UM /100	Pk. Qty.	Case Qty.
1/4"	25535	^—	82035	^—	0135142	^—					50	5000
5/16"	25536	—			0135143	—			25866	—	50	5000
3/8"	25537	—	82037	—	0135144	—	25582	—	25567	—	50	5000
7/16"	25538	—	82038	—	0135145	—	25581	—			50	5000
1/2"	25539	—	82039	—	0135146	—	25583	—	25568	—	50	5000
5/8"	25540	—	82040	—	0135147	—	25584	—	25569	—	50	3000
3/4"	25541	—	82041	—	0135148	—	25585	—	25570	—	50	3000
7/8"	25542	—	82042	—	0135149	—	25586	—	25867	—	50	2500
1"	25543	—	82043	—	0135150	—	25587	—	25571	—	50	2000
1-1/4"	25544	—	82044	—	0135151	—	25588	—	25572	—	50	1500
1-1/2"	25545	—	82045	—	0135152	—	25589	—	25573	—	50	1000
1-3/4"	25546	—	82046	—	0135153	—					50	1000
2"	25547	—	82047	—	0135154	—					25	1000
2-1/4"	25548	—			0135155	—					25	800
2-1/2"	25549	—	82049	—	0135156	—					25	800
2-3/4"	24975	—									25	800
3"	25550	—									25	800
3-1/2"	25551	—									25	800
4"	25552	—									25	800

7/16-14 Diameter
Hex Drive=7/32

	Cup Point				Cup Point			
	FL		HoloKrome		Zinc FL			
Length	Part No.	UM /100	Part No.	UM /100	Part No.	UM /100	Pk. Qty.	Case Qty.
3/8"	25631	^—	82131	^—	0135158	^—	25	4000
7/16"	25632	—	82132	—	0135159	—	25	2500
1/2"	25633	—	82133	—	0135160	—	25	2500
5/8"	25634	—	82134	—	0135161	—	25	2500
3/4"	25635	—	82135	—	0135162	—	25	1500
7/8"	25636	—	82136	—	0135163	—	25	1500
1"	25637	—	82137	—	0135164	—	25	1000
1-1/4"	25638	—	82138	—	0135165	—	25	1000
1-1/2"	25639	—	82139	—	0135166	—	25	700
1-3/4"	25640	—			0135167	—	25	700
2"	25641	—	82141	—	0135168	—	10	700
2-1/4"	25642	—					10	700
2-1/2"	25643	—					10	700
2-3/4"	0154499	—					10	700
3"	24459	—					10	700

Socket Set Screws - Cup, Knurled and Cone Point

Socket Set Screws - Cup, Knurled and Cone Point - Coarse Thread Cont.

1/2-13 Diameter
Hex Drive=1/4"

Length	Cup Point FL Part No.	UM /100	Cup Point FL HoloKrome Part No.	UM /100	Cup Point Zinc FL Part No.	UM /100	Knurled Point FL Part No.	UM /100	Pk. Qty.	Case Qty.
3/8"	25661	^	82161	^	0135169	^			25	4000
7/16"	25662	—			0135170	—			25	2500
1/2"	25663	—	82163	—	0135171	—	25627	—	25	2500
5/8"	25664	—	82164	—	0135172	—	25700	—	25	2500
3/4"	25665	—	82165	—	0135173	—	25628	—	25	1500
7/8"	25666	—	82166	—	0135174	—			25	1500
1"	25667	—	82167	—	0135175	—	25629	—	25	1000
1-1/4"	25668	—	82168	—	0135176	—			25	1000
1-1/2"	25669	—	82169	—	0135177	—	25630	—	25	70
1-3/4"	25670	—	82170	—	0135178	—			25	700
2"	25671	—	82171	—	0135179	—			10	500
2-1/4"	25911	—							10	500
2-1/2"	25672	—	82172	—	0135180	—			10	400
2-3/4"	25912	—							10	400
3"	25673	—	82173	—	0135181	—			10	400
3-1/2"	25674	—							10	400
4"	25675	—							5	300
4-1/2"	25913	—							5	300
5"	25914	—							5	300
5-1/2"	25915	—							5	200
6"	25660	—							5	200

5/8-11 Diameter
Hex Drive=5/16"

Length	Cup Point FL Part No.	UM /100	Cup Point FL HoloKrome Part No.	UM /100	Cup Point Zinc FL Part No.	UM /100	Knurled Point FL Part No.	UM /100	Pk Qty.	Case Qty.
1/2"	25725	^	82225	^	0135182	^			10	1500
5/8"	25726	—	82226	—	0135183	—	25745	—	10	1000
3/4"	25727	—	82227	—	0135184	—	25746	—	10	1000
7/8"	25728	—			0135185	—			10	1000
1"	25729	—	82229	—	0135186	—	25747	—	10	700
1-1/4"	25730	—	82230	—	0135187	—			10	600
1-1/2"	25731	—	82231	—	0135188	—	25749	—	10	500
1-3/4"	25732	—	82232	—	0135189	—			5	400
2"	25733	—	82233	—	0135190	—			5	400
2-1/4"	25990	—							5	400
2-1/2"	25734	—	82234	—	0135191	—			5	250
2-3/4"	25991	—							5	250
3"	25735	—	82235	—	0135192	—			5	250
3-1/4"	25736	—							5	250
3-1/2"	25737	—							5	250
4"	25992	—							5	250
4-1/2"	25993	—							5	200
5"	25994	—							5	200
6"	25995	—							5	200

3/4-10 Diameter
Hex Drive=3/8"

Length	Cup Point FL Part No.	UM /100	Cup Point FL HoloKrome Part No.	UM /100	Knurled Point FL Part No.	UM /100	Pk. Qty.	Case Qty.
5/8"	25771	^	82271	^			10	800
3/4"	25772	—	82272	—	25787	—	10	800
7/8"	25773	—					10	800
1"	25774	—	82274	—			10	500
1-1/4"	25775	—	82275	—			10	500
1-1/2"	25776	—	82276	—			10	300
1-3/4"	25777	—	82277	—			10	300
2"	25778	—	82278	—	25788	—	5	200
2-1/4"	25779	—					5	200
2-1/2"	25780	—	82280	—			5	200
3"	25781	—	82281	—			5	150
3-1/2"	25782	—					5	150
4"	25783	—					5	150
4-1/2"	25784	—					5	150
5"	23393	—					5	100

7/8-9 Diameter
Hex Drive=1/2"

Length	Cup Point FL Part No.	UM /100	Cup Point FL HoloKrome Part No.	UM /100	Pk. Qty.	Case Qty.
1/2"	25801	^			10	300
5/8"	25802	—			10	300
3/4"	25803	—			10	300
7/8"	25804	—	82304	—	10	300
1"	25805	—	82305	—	10	250
1-1/4"	25806	—			10	250
1-1/2"	25807	—			10	250
1-3/4"	25808	—			10	250
2-1/2"	25811	—	82311	—	5	200
3"	25812	—			5	150
3-1/2"	25813	—			5	150
4"	25814	—			5	150

1"-8 Diameter
Hex Drive=9/16"

Length	FL Part No.	UM /100	Holon-Krone Part No.	UM /100	Pk. Qty.	Case Qty.
1"	25823	^	82323	^	10	300
1-1/4"	25824	—			10	250
1-1/2"	25825	—	82325	—	10	250
1-3/4"	25826	—			10	250
2"	25827	—	82327	—	10	200
2-1/2"	25829	—			10	150
3"	25830	—	82330	—	10	150
5"	25834	—			10	150

Socket Set Screws - Cup, Knurled and Cone Point - Fine Thread

4-48 Diameter
Hex Drive=.050"

Length	Cup Point FL Part No.	UM /100	Cup Point FL HoloKrome Part No.	UM /100	Pk. Qty.	Case Qty.
1/8"			81557	^	100	5000
3/16"			81558	—	100	5000
1/4"			81559	—	100	5000
7/16"	25062	—			100	5000
1/2"	24725	—			100	5000
5/8"	24754	—			100	5000
3/4"	25063	—			100	5000

5-44 Diameter
Hex Drive=1/16"

Length	Cup Point FL Part No.	Pk. Qty.	Case Qty.	UM /100
1/8"	25094	100	5000	^
3/16"	25095	100	5000	—
1/4"	25096	100	5000	—
3/8"	25098	100	5000	—
3/4"	25100	100	5000	—

6-40 Diameter
Hex Drive=1/16"

Length	Cup Point FL Part No.	Pk. Qty.	Case Qty.	UM /100
1/8"	25143	100	5000	^
3/16"	25144	100	5000	—
1/4"	25145	100	5000	—
5/16"	25146	100	5000	—
3/8"	25147	100	5000	—

8-36 Diameter
Hex Drive=5/64"

Length	Cup Point FL Part No.	UM /100	Cup Point FL HoloKrome Part No.	UM /100	Pk. Qty.	Case Qty.
1/8"	25205	^	81705	^	100	5000
3/16"	25206	—	81706	—	100	5000
1/4"	25207	—	81707	—	100	5000
5/16"	25208	—			100	5000
3/8"	25209	—	81709	—	100	5000
1/2"	25210	—			100	5000

If its not on our shelf...we'll make it!
Ask the local store to quote your threaded and machined parts.

Socket Set Screws - Cup, Knurled and Cone Point

Socket Set Screws - Cup, Knurled and Cone Point - Fine Thread Cont.

10-32 Diameter
Hex Drive=3/32"

Length	Cup Point FL Part No.	UM /100	Cup Point HoloKrome Part No.	UM /100	Knurled Point FL Part No.	UM /100	Cone Point FL Part No.	UM /100	Pk. Qty.	Case Qty.
1/8"	24731	^							100	5000
3/16"	25274	—	81774	—	25305	—	25297	—	100	5000
1/4"	25275	—	81775	—	25306	—	25298	—	100	5000
5/16"	25276	—	81776	—	25307	—	25299	—	100	5000
3/8"	25277	—	81777	—	25308	—	25300	—	100	5000
7/16"	25278	—			25314	—	24850	—	100	5000
1/2"	25279	—	81779	—	25309	—	24851	—	100	5000
5/8"	25280	—	81780	—	25310	—	24852	—	100	5000
3/4"	25281	—	81781	—	25311	—	24853	—	100	5000
7/8"	25282	—					24854	—	100	5000
1"	25283	—	81783	—	25312	—	24855	—	100	5000
1-1/4"	25284	—	81784	—	25313	—			100	5000
1-1/2"	25285	—							100	5000
2"	25287	—							100	5000
2-1/2"	25273	—							100	5000

1/4-28 Diameter
Hex Drive=1/8"

Length	Cup Point FL Part No.	UM /100	Cup Point HoloKrome Part No.	UM /100	Knurled Point FL Part No.	UM /100	Pk. Qty.	Case Qty.
3/16"	25395	^	81895	^	25423	^	100	5000
1/4"	25396	—	81896	—	25424	—	100	5000
5/16"	25397	—	81897	—	25425	—	100	5000
3/8"	25398	—	81898	—	25426	—	100	5000
7/16"	25399	—					100	5000
1/2"	25400	—	81900	—	25427	—	100	5000
5/8"	25401	—	81901	—	25428	—	100	5000
3/4"	25402	—	81902	—	25429	—	100	5000
7/8"	24896	—					100	5000
1"	25403	—	81903	—	25430	—	100	5000
1-1/4"	25404	—	81904	—	25431	—	100	3000
1-1/2"	25405	—					100	3000
1-3/4"	25406	—					100	3000
2"	25407	—					100	3000
2-1/4"	25408	—					100	3000
2-1/2"	24897	—					100	3000
3"	24898	—					100	3000

5/16-24 Diameter
Hex Drive=5/32"

Length	Cup Point FL Part No.	UM /100	Cup Point HoloKrome Part No.	UM /100	Knurled Point FL Part No.	UM /100	Cone Point FL Part No.	UM /100	Pk. Qty.	Case Qty.
1/4"	25495	^	81995	^					100	5000
5/16"	25496	—	81996	—	25523	—	25515	—	100	5000
3/8"	25497	—	81997	—	25524	—	25516	—	100	5000
7/16"	25498	—			24971	—			100	5000
1/2"	25499	—	81999	—	25525	—	25517	—	100	5000
5/8"	25500	—	82000	—	25526	—	24962	—	100	5000
3/4"	25501	—	82001	—	25527	—	24963	—	100	5000
7/8"	25494	—							100	5000
1"	25502	—	82002	—	25528	—	24964	—	100	3000
1-1/4"	25503	—			25529	—			100	2000
1-1/2"	25504	—							100	2000
2"	25493	—							100	2000
2-1/4"	25492	—							100	2000
2-1/2"	24955	—							100	2000
3"	24956	—							100	2000

3/8-24 Diameter
Hex Drive 3/16"

Length	Cup Point FL Part No.	UM /100	Cup Point HoloKrome Part No.	UM /100	Knurled Point FL Part No.	UM /100	Pk. Qty.	Case Qty.
1/4"	25591	^	82091	^			50	5000
5/16"	25592	—					50	5000
3/8"	25593	—	82093	—	25619	—	50	5000
7/16"	25594	—			25626	—	50	5000
1/2"	25595	—	82095	—	25620	—	50	5000
5/8"	25596	—	82096	—	25621	—	50	3000
3/4"	25597	—	82097	—	25622	—	50	3000
7/8"	25590	—			25623	—	50	3000
1"	25598	—	82098	—	25624	—	50	2000
1-1/4"	25599	—	82099	—	25625	—	50	1500
1-1/2"	25600	—	82100	—			50	1500
1-3/4"	25601	—					50	1500
2"	25602	—					50	1500
2-1/4"	25609	—					50	1500
2-1/2"	25884	—					50	1000
3"	25885	—					50	1000

Socket Set Screws - Cup, Knurled and Cone Point - Fine Thread Cont.

7/16"-20 Diameter
Hex Drive=7/32"

Length	FL Part No.	UM /100	Holon·Krone Part No.	UM /100	Pk. Qty.	Case Qty.
3/8"	25651	^	82151	^	25	5000
7/16"	25652	—	82152	—	25	2500
1/2"	25653	—	82153	—	25	2500
3/4"	25654	—			25	2500
1-1/4"	25656	—			25	2500
1-1/2"	25657	—			25	2000
2"	25659	—			25	2000

1/2-20 Diameter
Hex Drive1/4"

Length	Cup Point FL Part No.	UM /100	Cup Point HoloKrome Part No.	UM /100	Pk Qty.	Case Qty.
3/8"	25701	—				1000
1/2"	25702	^	82202	^		2500
5/8"	25703	—	82203	—		2500
3/4"	25704	—	82204	—		1500
1"	25705	—	82205	—		1000
1-1/4"	25706	—				1000
1-1/2"	25707	—				1000
2"	25719	—				1000
3"	25721	—				1000

3/4"-16 Diameter
Hex Drive=3/8"
Cup Point Hex

Length	Part No.	Pk. Qty.	Case Qty.	UM /100
1/2"	25789	10	500	^
3/4"	25796	10	500	—
1"	25797	10	500	—
1-1/4"	25798	10	500	—
1-1/2"	25799	10	500	—
1-3/4"	25790	10	500	—
2"	25791	5	250	—
2-1/2"	25792	5	250	—
3"	25794	5	250	—
4"	25795	1	250	—

7/8"-14 Diameter
Hex Drive=1/2"

Length	Part No.	Pk. Qty.	Case Qty.	UM /100
1"	24604	10	250	^
1-1/4"	25816	10	250	—
1-1/2"	25817	10	250	—
2"	25818	5	200	—

1"-14 Diameter
Hex Drive=9/16"

Length	Part No.	Pk. Qty.	Case Qty.	UM /100
1"	25836	1	300	^
1-1/2"	25837	1	250	—
2"	25838	1	200	—
2-1/2"	25839	1	150	—
3"	25840	1	150	—
4"	25841	1	100	—

Socket Set Screws - Dog, Half Dog, Flat Nylon Tip

Socket Set Screws - Dog, Half Dog, Flat, Nylon Tip,and Brass Tip Point

Coarse Thread

Often used as adjusting screws, **Flat Point, Nylon Tip and Brass Tip** screws cause little or no damage to the contact surface. These screws are good for thin wall thickness and soft plugs and designed for frequent resetting and relocating. With Flat Points, greatest contact is provided on shafts with areas that are ground flat.

Full Dog and Half Dog Points have an extended tip that fits into a hole drilled in a shaft. Use these for permanent location of one part to another. They often replace dowel pins. Length is measured in overall length including the tip.

4-40 Diameter
Hex Drive=.050"

Length	Half Dog Part No.	Half Dog UM /100	Pk. Qty.	Case Qty.
1/8"	24749	^	100	5000
3/16"	24750	—	100	5000
1/4"	24751	—	100	5000
5/16"	24752	—	100	5000
3/8"	24753	—	100	5000

6-32 Diameter
Hex Drive=1/16"

Length	Half Dog Part No.	Half Dog UM /100	Flat Point Part No.	Flat Point UM /100	Brass Tip Part No.	Brass Tip UM /100	Pk. Qty.	Case Qty.
1/8"	24778	^	25114	^	0134780	^	100	5000
3/16"	24779	—	25115	—	0134781	—	100	5000
1/4"	24780	—	25116	—	0134782	—	100	5000
5/16"	24781	—	25117	—			100	5000
3/8"	24782	—	25118	—			100	5000
7/16"			24768	—			100	5000
1/2"	24784	—	24769	—			100	5000
5/8"			24770	—			100	5000

8-32 Diameter
Hex Drive=5/64"

Length	Half Dog Part No.	Half Dog UM /100	Flat Point Part No.	Flat Point UM /100	Brass Tip Part No.	Brass Tip UM /100	Pk. Qty.	Case Qty.
1/8"	25185	^	25164	^	0134785	^	100	5000
3/16"	25186	—	25165	—	0134786	—	100	5000
1/4"	25187	—	25166	—	0134787	—	100	5000
5/16"	25188	—	25167	—	0134788	—	100	5000
3/8"	25189	—	25168	—	0134789	—	100	5000
1/2"	25190	—	25169	—	0134790	—	100	5000
5/8"	25191	—	25170	—			100	5000
3/4"	25192	—	25171	—			100	5000
7/8"	24808	—					100	5000
1"	24809	—					100	5000

10-24 Diameter
Hex Drive=3/32"

Length	Half Dog Part No.	Half Dog UM /100	Flat Point Part No.	Flat Point UM /100	Brass Tip Part No.	Brass Tip UM /100	Pk. Qty.	Case Qty.
1/8"			25230	^			100	5000
3/16"	25253	—	25231	—	0134794	—	100	5000
1/4"	25254	—	25232	—	0134795	—	100	5000
5/16"	25255	—	25233	—	0134796	—	100	5000
3/8"	25256	—	25234	—	0134797	—	100	5000
1/2"	25257	—	25235	—	0134799	—	100	5000
5/8"	25258	—	25236	—			100	5000
3/4"	25259	—	25237	—	0134801	—	100	5000
7/8"			25238	—			100	5000
1"	25261	—	25239	—	0134802	—	100	5000
1-1/4"			25212	—			100	5000
1-1/2"	24835	—	25213	—			100	5000

Socket Set Screws - Dog, Half Dog, Flat, Nylon Tip, and Brass Tip Point Cont.

1/4-20 Diameter
Hex Drive=1/8"

Length	Half Dog Part No.	Half Dog UM /100	Full Dog Part No.	Full Dog UM /100	Flat Point Part No.	Flat Point UM /100	Nylon Tip Part No.	Nylon Tip UM /100	Brass Tip Part No.	Brass Tip UM /100	Pk. Qty.	Case Qty.
3/16"					25342	^	0134923	^	0134812	^	100	5000
1/4"	25370	—	25388	—	25343	—	0134924	—	0134813	—	100	5000
5/16"	25371	—	25389	—	25344	—	0134925	—	0134814	—	100	5000
3/8"	25372	—	25378	—	25345	—	0134926	—	0134815	—	100	5000
1/2"	25373	—	25391	—	25347	—	0134928	—	0134817	—	100	5000
5/8"	25374	—	25392	—	25348	—	0134929	—	0134818	—	100	5000
3/4"	25375	—	25393	—	25350	—	0134930	—	0134819	—	100	5000
7/8"			25394	—	25351	—					100	5000
1"	25376	—	24893	—	25349	—	0134932	—	0134821	—	100	5000
1-1/4"	25377	—	24894	—	24878	—					100	3000
1-1/2"	24889	—	24895	—	24879	—					100	3000
1-3/4"	24890	—			24880	—					100	3000
2"	24891	—			24881	—					50	3000

If its not on our shelf...we'll make it!
Ask the local store to quote your threaded and machined parts.

Various Socket Set Screws

Socket Set Screws - Dog, Half Dog, Flat, Nylon Tip,and Brass Tip Point Cont.

Often used as adjusting screws, **Flat Point, Nylon Tip and Brass Tip** screws cause little or no damage to the contact surface. These screws are good for thin wall thickness and soft plugs and designed for frequent resetting and relocating. With Flat Points, greatest contact is provided on shafts with areas that are ground flat.

Full Dog and Half Dog Points have an extended tip that fits into a hole drilled in a shaft. Use these for permanent location of one part to another. They often replace dowel pins. Length is measured in overall length including the tip.

5/16"-18 Diameter
Hex Drive=5/32"

Length	Full Dog Part No.	Full Dog UM /100	Flat Point Part No.	Flat Point UM /100	Nylon Tip Part No.	Nylon Tip UM /100	Brass Tip Part No.	Brass Tip UM /100	Pk. Qty.	Case Qty.
1/4"			25450	^—	0134942	^—	0134831	^—	100	5000
5/16"	24946	—	25451	—	0134943	—	0134832	—	100	5000
3/8"	24947	—	25452	—	0134944	—	0134833	—	100	5000
1/2"	24949	—	25453	—	0134946	—	0134835	—	100	5000
5/8"	25483	—	25454	—	0134947	—	0134836	—	100	5000
3/4"	24950	—	25455	—	0134948	—	0134837	—	100	5000
1"	24952	—	25456	—	0134950	—	0134839	—	100	3000
1-1/4"	24953	—	0154514	—					100	2000
1-1/2"	24954	—	0154515	—					100	2000
1-3/4"			0154516	—					100	2000
2"			0154517	—					100	2000

3/8"-16 Diameter
Hex Drive=3/16"

Length	Full Dog Part No.	Full Dog UM /100	Flat Point Part No.	Flat Point UM /100	Nylon Tip Part No.	Nylon Tip UM /100	Brass Tip Part No.	Brass Tip UM /100	Pk. Qty.	Case Qty.
1/4"							0134848	^—	50	5000
3/8"	25873	—	25553	—	0134961	—	0134850	—	50	5000
1/2"	25875	—	25554	—	0134963	—	0134852	—	50	5000
5/8"	25876	—	25555	—	0134964	—	0134853	—	50	3000
3/4"	25877	—	25556	—	0134965	—	0134854	—	50	3000
7/8"	25878	—							50	3000
1"	25879	—	25557	—	0134967	—	0134856	—	50	2000
1-1/4"	25880	—	25558	—					50	1500
1-1/2"	25881	—	24978	—					50	1500
1-3/4"	25882	—	24979	—					50	1500
2"	25883	—	24980	—					25	1500

1/2"-13 Diameter
Hex Drive=1/4"

Length	Nylon Tip Part No.	Nylon Tip UM /100	Brass Tip Part No.	Brass Tip UM /100	Pk. Qty.	Case Qty.
3/8"	0134986	^—	0134875	^—	25	4000
1/2"	0134988	—	0134877	—	25	2500
5/8"	0134989	—	0134878	—	25	2500
3/4"	0134990	—	0134879	—	25	1500
7/8"	0134991	—	0134880	—	25	1500
1"	0134992	—	0134881	—	25	1000

Socket Set Screws - Dog, Half Dog, Flat, Nylon Tip,and Brass Tip Point - Fine Thread

10-32 Diameter
Hex Drive=3/32"

Length	Half Dog Part No.	Half Dog UM /100	Full Dog Part No.	Full Dog UM /100	Flat Point Part No.	Flat Point UM /100	Brass Tip Part No.	Brass Tip UM /100	Pk. Qty.	Case Qty.
1/8"					25288	^—			100	5000
3/16"	25301	—			25289	—	0134803	—	100	5000
1/4"	25302	—	24864	—	25290	—	0134804	—	100	5000
5/16"	25303	—	24865	—	25291	—	0134805	—	100	5000
3/8"	25304	—	24866	—	24836	—	0134806	—	100	5000
1/2"	24857	—	24868	—	24838	—	0134808	—	100	5000
5/8"			24869	—	24839	—			100	5000
3/4"	24859	—	24870	—	25292	—	0134810	—	100	5000
1"	24861	—	24872	—	24841	—	0134811	—	100	5000
1-1/4"			24873	—	24842	—			100	5000
1-1/2"			24874	—	24843	—			100	5000

1/4"-28 Diameter
Hex Drive=1/8"

Length	Flat Point Part No.	Flat Point UM /100	Nylon Tip Part No.	Nylon Tip UM /100	Brass Tip Part No.	Brass Tip UM /100	Pk. Qty.	Case Qty.
1/4"	25409	^—	0134934	^—	0134823	^—	100	5000
5/16"	24900	—	0134935	—	0134824	—	100	5000
3/8"	25410	—	0134936	—	0134825	—	100	5000
1/2"	24902	—	0134938	—	0134827	—	100	5000
5/8"	24903	—	0134939	—			100	5000
3/4"	24904	—	0134940	—	0134829	—	100	5000
1"	24906	—	0134941	—	0134830	—	100	5000

5/16"-24 Diameter
Hex Drive=5/32"

Length	Flat Point Part No.	Flat Point UM /100	Nylon Tip Part No.	Nylon Tip UM /100	Brass Tip Part No.	Brass Tip UM /100	Pk. Qty.	Case Qty.
1/4"	0135011	^—	0134951	^—	0134840	^—	100	5000
5/16"	25506	—	0134952	—	0134841	—	100	5000
3/8"	25507	—	0134953	—	0134842	—	100	5000
1/2"	0154518	—	0134955	—	0134844	—		
5/8"	24957	—			0134845	—		
3/4"	24958	—			0134846	—		
1"	24959	—			0134847	—		

Socket Set Screws - Square Head

Cup and Half Dog Point
Coarse Thread

Square Head Set screws have a large bearing area that provide positive gripping for a hand wrench.

Cup Point screws are fully threaded screws ideal for holding pulleys, collars and other machinery shafts where fine adjustments must be made. Length is measured from under the head.

Half Dog Points have an extended tip that fits into a drilled hole in a shaft. Often replacing dowel pins these screws are used for permanent location of one part to another. Length is measured from under the head to the end of the tip.

10-24 Diameter

Length	Pk. Qty.	Case	Part No.	UM /100
1/2"	100	2000	26002	^—

1/4-20" Diameter

			Square Head Cup Point FL		Square Head Half Dog Point FL	
Length	Pk. Qty.	Case Qty.	Part No.	UM /100	Part No.	UM /100
3/8"	100	5000	26005	^—	26021	^—
1/2"	100	5000	26006	—	26022	—
5/8"	100	4500	26007	—	26023	—
3/4"	100	4000	26008	—	26024	—
7/8"	100	3500	26009	—	26025	—
1"	100	3500	26010	—	26026	—
1-1/4"	100	2000	26011	—	26027	—
1-1/2"	100	2000	26012	—	26028	—
1-3/4"	100	2000	26013	—	26029	—
2"	50	1500	26014	—	26030	—
2-1/4"	100	1500	26015	—	26031	—
2-1/2"	50	1500	26016	—	26032	—
3"	50	1500	26017	—	26033	—
3-1/2"	50	1000	26018	—		
4"	25	1000	26019	—		
4-1/2"	25	1000	0153668	—		
5"	25	1000	0153669	—		
6"	25	1000	0153670	—		

5/16-18" Diameter

			Square Head Cup Point FL		Square Head Half Dog Point FL	
Length	Pk. Qty.	Case Qty.	Part No.	UM /100	Part No.	UM /100
1/2"	100	3000	26036	^—	26052	^—
5/8"	100	2700	26037	—	26053	—
3/4"	100	2500	26038	—	26054	—
7/8"	100	2500	26039	—	26055	—
1"	100	2000	26040	—	26056	—
1-1/4"	100	1700	26041	—	26057	—
1-1/2"	100	1500	26042	—	26058	—
1-3/4"	100	1500	26043	—	26059	—
2"	50	1500	26044	—	26060	—
2-1/4"	50	1000	26045	—	26061	—
2-1/2"	50	1000	26046	—	26062	—
3"	50	1000	26047	—	26063	—
3-1/2"	50	1000	0153671	—		
4"	50	1000	0153672	—		
4-1/2"	50	1000	0153673	—		
5"	50	800	0153674	—		
5-1/2"	50	800	0153675	—		
6"	50	800	0185842	—		

3/8-16" Diameter

			Square Head Cup Point FL		Square Head Half Dog Point FL	
Length	Pk. Qty.	Case Qty.	Part No.	UM /100	Part No.	UM /100
1/2"	50	2000	26065	^—		
5/8"	50	1700	26066	—	26085	—
3/4"	50	1500	26067	—	26086	—
7/8"	50	1300	26068	—	26087	—
1"	50	1300	26069	—	26088	—
1-1/4"	50	1100	26070	—	26089	—
1-1/2"	50	1000	26071	—	26090	—
1-3/4"	50	800	26072	—	26091	—
2"	25	700	26073	—	26092	—
2-1/4"	25	600	26074	—	26093	—
2-1/2"	25	600	26075	—	26094	—
3"	25	500	26076	—	26095	—
3-1/2"	25	400	26077	—	26096	—
4"	10	300	26078	—	26097	—
4-1/2"	10	300	26079	—		
5"	10	300	26080	—		
6"	10	300	26081	—		
7"	10	300	0153676	—		
8"	10	300	0153677	—		

7/16"-14 Diameter

			Square Head Cup Point FL	
UM Length	Pk. Qty.	Case Qty.	Part No.	/100
3/4"	25	1100	26099	^—
1"	25	1000	26100	—
1-1/4"	25	800	26101	—
1-1/2"	25	700	26102	—
1-3/4"	25	600	26103	—
2"	10	600	26104	—
2-1/4"	10	500	26105	—
2-1/2"	10	500	26106	—

1/2"-13 Diameter

			Square Head Cup Point FL		Square Head Half Dog Point FL	
Length	Pk. Qty.	Case Qty.	Part No.	UM /100	Part No.	UM /100
3/4"	25	800	26117	^—	26135	^—
1"	25	700	26119	—	26137	—
1-1/4"	25	600	26120	—	26138	—
1-1/2"	25	550	26121	—	26139	—
1-3/4"	25	500	26122	—		
2"	10	450	26123	—	26140	—
2-1/4"	10	350	26124	—	26141	—
2-1/2"	10	350	26125	—	26142	—
3"	10	300	26126	—	26143	—
3-1/2"	10	275	26127	—	26144	—
4"	5	250	26128	—	26145	—
4-1/2"	5	175	26129	—	26146	—
5"	5	160	26130	—	26147	—
6"	5	150	26131	—	26148	—

If its not on our shelf...we'll make it!
Ask the local store to quote your threaded and machined parts.

Skt Set Screws, Skt Jam Screws, Skt Head Shoulder Screws

Socket Set Screws - Square Head Cont.

Square Head Cup Point - FL

5/8"-11 Diameter

Length	Pk. Qty.	Case Qty.	Square Head Cup Point FL Part No.	UM /100	Square Head Half Dog Point FL Part No.	UM /100
3/4"	10	450	26155	^—		
1"	10	400	26157	—	26173	—
1-1/4"	10	350	26158	—	26174	—
1-1/2"	10	300	26159	—	26175	—
1-3/4"	10	275	26160	—	26176	—
2"	5	250	26161	—	26177	—
2-1/4"	5	200	26162	—	26178	—
2-1/2"	5	200	26163	—	26179	—
2-3/4"	5	175	26164	—		
3"	5	175	26165	—	26180	—
3-1/2"	5	150	26166	—	26181	—
4"	1	125			26182	—
4-1/2"	1	100	26168	—		
4-1/2"	1	100			26183	—
5"	1	100	26169	—	26184	—
5-1/2"	1	75	26170	—	26185	—
6"	1	75			26186	—

3/4"-10 Diameter

Length	Pk. Qty.	Case Qty.	Square Head Cup Point FL Part No.	UM /100	Square Head Half Dog Point FL Part No.	UM /100
1"	10	225	26195	^—		
1-1/4"	10	225	26196	—	26212	—
1-1/2"	10	200	26197	—	26213	—
1-3/4"	10	175	26198	—	26214	—
2"	5	175	26199	—	26215	—
2-1/4"	5	150	26200	—	26216	—
2-1/2"	5	150	26201	—	26217	—
2-3/4"	5	125	26202	—		
3"	5	125	26203	—	26218	—
3-1/2"	5	100	26204	—	26219	—
4"	1	90			26220	—
4-1/2"	1	80	26206	—	26221	—
5"	1	80	26207	—	26222	—
5-1/2"	1	70	26208	—	26223	—
6"	1	70			26224	—
8"	1	50	26210	—		

7/8"-9 Diameter

Length	Pk. Qty.	Case Qty.	Square Head Cup Point FL Part No.	UM /100	Square Head Half Dog Point FL Part No.	UM /100
1"	10	100	26228	^—		
1-1/2"	10	100	26229	—		
2"	5	100	26230	—	26245	—
2-1/4"	5	100	26231	—	26246	—
2-1/2"	5	100	26232	—	26247	—
3"	5	90	26234	—	26248	—
3-1/2"	5	75	26236	—	26249	—
4"	1	75	26237	—	26250	—
4-1/2"	1	50	26238	—	26251	—
5"	1	50	26239	—	26252	—
5-1/2"	1	50	26240	—		
6"	1	50	26241	—	26253	—
9"	1	30	26243	—		

1-8" Diameter

Length	Pk. Qty.	Case Qty.	Square Head Cup Point FL Part No.	UM /100	Square Head Half Dog Point FL Part No.	UM /100
1-1/2"	1	80	26255	^—		
2"	1	80	26256	—	26275	—
2-1/4"	1	70	26257	—	26276	—
2-1/2"	1	70	26258	—	26277	—
2-3/4"	1	60	26259	—		
3"	1	60	26260	—	26278	—
3-1/2"	1	55	26262	—	26279	—
4"	1	50	26263	—	26280	—
4-1/2"	1	40	26264	—	26281	—
5"	1	40	26265	—	26282	—
5-1/2"	1	40	26266	—	26283	—
6"	1	40	26267	—	26284	—
7"	1	30	26268	—		
8"	1	30	26269	—		
10"	1	15	26270	—		
12"	1	15	26271	—		

Socket Jam Screws

Socket Jam Screws

Alloy - Coarse & Fine Thread

Size	Length	Holon·Krone Part No.	Holon·Krone UM Per UM	FL Part No.	FL UM Per UM	Pk. Qty.	Case Qty.
3/4-10	3/8"	80788		25977		50	500
3/4-16	3/8"	80789		25978		50	500
7/8-9	7/16"	80790				25	250
7/8-14	7/16"	80791				25	250
1-8	1/2"	80792				25	250
1-14	1/2"	80793				25	250

Socket Head Shoulder Screws

Stripper Bolt, Coarse Thread & Fine Thread

Shoulder Screws are one-piece screws with a cylindrical shoulder under the head that serves as a bearing or spacer. Shoulder Screws are made to ANSI B18.3 specifications. They're used for a range of punch and die operations, such as the location and retention of stripper plates, and they also act as a guide in blanking and forming presses. You'll find them used as bearing pins for swing arms, links, and levers; as shaft for cam rolls and other rotating parts; as pivots; and as stud bolts. All screws have knurled heads for good gripping. Shoulder screws are also known as stripper bolts.

1/4" Shoulder with 1/8" Hex 10-24 Threaded Portion

Shoulder Lgth.	FL Part No.	FL UM /100	HK Part No.	HK UM /100	Pk. Qty.	Case Qty.
1/4"	26300	^—			25	800
5/16"	26149	—			25	800
3/8"	26301	—	82351	—	25	800
7/16"	26151	—			25	800
1/2"	26302	—	82352	—	25	700
5/8"	26303	—	82353	—	25	600
3/4"	26304	—	82354	—	25	500
7/8"	26305	—			25	500
1"	26306	—	82356	—	25	400
1-1/4"	26307	—	82357	—	25	300
1-1/2"	26308	—	82358	—	25	250
1-3/4"	26309	—			25	150
2"	26310	—			25	200
2-1/4"	26172	—			25	200
2-1/2"	26311	—			25	200
2-3/4"	26312	—			25	150
3"	26187	—			25	150
3-1/4"	0154596	—				150
3-1/2"	0154597	—				150
4"	0154598	—				150

Socket Head Shoulder Screws cont.

1/4" Shoulder with 1/8" Hex 10-32 Threaded Portion

Length	FL Part No.	Pk. Qty.	Case Qty.
1/4"	0154613	25	800
5/16"	0154614	25	800
3/8"	0154615	25	800
1/2"	0154616	25	700
5/8"	0154617	25	600
3/4"	0154618	25	500
1"	0154619	25	400
1-1/4"	0154620	25	300

5/16" Shoulder with 5/32" Hex 1/4-20 Threaded Portion

Shoulder Lgth.	FL Part No.	FL UM /100	Holon·Krone Part No.	Holon·Krone UM /100	Pk. Qty.	Case Qty.
1/4"	26188	^—			25	500
5/16"	26190	—			25	500
3/8"	26313	—			25	500
1/2"	26314	—	82364	—	25	400
5/8"	26315	—	82365	—	25	400
3/4"	26316	—	82366	—	25	300
7/8"	26317	—			25	300
1"	26318	—	82368	—	25	250
1-1/4"	26319	—	82369	—	25	200
1-1/2"	26320	—	82370	—	25	150
1-3/4"	26321	—	82371	—	25	150
2"	26322	—	82372	—	25	150
2-1/4"	26191	—			25	150
2-1/2"	26323	—			25	150
2-3/4"	26192	—			25	150
3"	26324	—			25	150
3-1/2"	26325	—			25	100
3-3/4"	0154600	—			25	100

3/8" Shoulder with 3/16" Hex 5/16"-18 Threaded Portion

Shoulder Lgth.	FL Part No.	FL UM /100	Holon·Krone Part No.	Holon·Krone UM /100	Pk. Qty.	Case Qty.
1/4"	26193	^—			25	250
3/8"	26326	—	82376	—	25	250
1/2"	26327	—	82377	—	25	200
5/8"	26328	—	82378	—	25	200
3/4"	26329	—	82379	—	25	150
7/8"	26330	—			25	150
1"	26331	—	82381	—	25	150
1-1/4"	26332	—	82382	—	25	200
1-1/2"	26333	—	82383	—	25	100
1-3/4"	26334	—	82384	—	25	100
2"	26335	—	82385	—	25	100
2-1/4"	26336	—	82386	—	25	100
2-1/2"	26337	—	82387	—	25	50
2-3/4"	26338	—	82388	—	25	50
3"	26339	—	82389	—	25	50
3-1/4"	26340	—	82390	—	25	50
3-1/2"	26341	—	82391	—	25	50
3-3/4"	26342	—	82392	—	25	50
4"	26343	—	82393	—	25	50
4-1/2"	26344	—			25	50
5"	26345	—			25	50
5-1/2"	26225	—			25	50
6"	26226	—			25	50

1/2" Shoulder with 1/4" Hex 3/8"-16 Threaded Portion

Shoulder Lgth.	FL Part No.	FL UM /100	Holon·Krone Part No.	Holon·Krone UM /100	Pk. Qty.	Case Qty.
3/8"	26227	^—			10	100
1/2"	26346	—	82396	—	10	100
5/8"	26347	—	82397	—	10	100
3/4"	26348	—	82398	—	10	100
7/8"	26349	—			10	100
1"	26350	—	82400	—	10	100
1-1/4"	26351	—	82401	—	10	50
1-1/2"	26352	—	82402	—	10	50
1-3/4"	26353	—	82403	—	10	50
2"	26354	—	82404	—	10	50
2-1/4"	26355	—	82405	—	10	50
2-1/2"	26356	—	82406	—	10	50
2-3/4"	26357	—	82407	—	10	50
3"	26358	—	82408	—	10	40
3-1/4"	26359	—	82409	—	10	35
3-1/2"	26360	—	82410	—	10	30
3-3/4"	26361	—	82411	—	10	30
4"	26362	—	82412	—	10	30
4-1/4"	26363	—	82413	—	10	30
4-1/2"	26364	—	82414	—	10	20
4-3/4"	26365	—	82415	—	10	20
5"	26366	—	82416	—	10	20
5-1/2"	26244	—			10	20
6"	26254	—			10	20
6-1/2"	0154602	—			10	20
7"	0154603	—			10	20
8"	0154604	—			10	20

5/8" Shoulder with 5/16" Hex 1/2"-13 Threaded Portion

Shoulder Lgth.	FL Part No.	FL UM /100	Holon·Krone Part No.	Holon·Krone UM /100	Pk. Qty.	Case Qty.
1/2"	26367	^—			10	40
5/8"	26272	—			10	40
3/4"	26368	—			10	40
7/8"	26273	—			10	40
1"	26369	—			10	40
1-1/4"	26370	—	82420	—	10	40
1-1/2"	26371	—	82421	—	10	40
1-3/4"	26372	—	82422	—	10	30
2"	26373	—	82423	—	10	30
2-1/4"	26374	—	82424	—	10	30
2-1/2"	26375	—	82425	—	10	30
2-3/4"	26376	—	82426	—	10	30
3"	26377	—	82427	—	10	30
3-1/4"	26378	—	82428	—	10	30
3-1/2"	26379	—	82429	—	10	30
3-3/4"	26380	—	82430	—	10	30
4"	26381	—	82431	—	10	25
4-1/4"	26382	—	82432	—	10	25
4-1/2"	26383	—	82433	—	10	25
4-3/4"	26384	—	82434	—	10	25
5"	26385	—	82435	—	10	25
5-1/2"	26386	—	82436	—	10	15
6"	26387	—	82437	—	10	15
6-1/2"	0154605	—			10	15
7"	0154606	—			10	15
8"	0154607	—			10	15

Socket Head Shoulder Screws

Socket Head Shoulder Screws cont.

3/4" Shoulder with 3/8 Hex 5/8"-11 Threaded Portion

Shoulder Lgth.	FL Part No.	FL UM /100	Holon·Krone Part No.	Holon·Krone UM /100	Pk. Qty.	Case Qty.
5/8"	26274	^—			10	40
3/4"	26285	—			10	40
1"	26286	—			10	40
1-1/4"	26388	—			10	40
1-1/2"	26389	—	82439	—	10	40
1-3/4"	26390	—	82440	—	10	30
2"	26391	—	82441	—	10	30
2-1/4"	26392	—	82442	—	10	25
2-1/2"	26393	—	82443	—	10	25
2-3/4"	26394	—	82444	—	10	25
3"	26395	—	82445	—	10	25
3-1/4"	26396	—	82446	—	10	20
3-1/2"	26397	—	82447	—	10	15
3-3/4"	26398	—	82448	—	10	15
4"	26399	—	82449	—	10	15
4-1/4"	26400	—	82450	—	10	15
4-1/2"	26401	—	82451	—	10	15
4-3/4"	26402	—	82452	—	10	15
5"	26403	—	82453	—	10	15
5-1/2"	26404	—	82454	—	10	15
6"	26405	—	82455	—	10	15
6-1/2"	26406	—			10	15
7"	26407	—			10	15

1" Shoulder with 1/2" Hex 3/4"-10 Threaded Portion

Shoulder Lgth.	FL Part No.	UM /100	Pk. Qty.	Case Qty.
1"	0154610	^—	1	40
1-1/4"	26287	—	1	40
1-1/2"	26288	—	1	40
1-3/4"	26289	—	1	30
2"	26290	—	1	30
2-1/4"	26408	—	1	25
2-1/2"	26409	—	1	25
2-3/4"	26410	—	1	25
3"	26411	—	1	25
3-1/4"	26412	—	1	20
3-1/2"	26413	—	1	15
4"	26414	—	1	15
4-1/2"	26416	—	1	15
5"	26417	—	1	15
6"	26418	—	1	15

Socket Head Shoulder Screws - Nylon Patch

Stripper Bolt, Coarse Thread

Nylon Patch Shoulder Screws have a pellet in the threads or a patch bonded on the threads. The nylon patch element holds the fastener firmly in place and prevents loosening under vibration.

1/4" Shoulder with 1/8" Hex 10-24 Threaded Portion

Shoulder Lgth.	Part No.	UM /100	Pk. Qty.	Case Qty.
3/8"	26420	^—	25	800
1/2"	26421	—	25	700
5/8"	26422	—	25	600
3/4"	26423	—	25	500
1"	26424	—	25	400
1-1/4"	26425	—	25	300
1-1/2"	26426	—	25	250

Socket Head Shoulder Screws Cont.

Socket Head Shoulder Screws - Nylon Patch Cont.

5/16" Shoulder with 5/32" Hex 1/4"-20 Threaded Portion

Shoulder Lgth.	Part No.	UM /100	Pk. Qty.	Case Qty.
1/4"	26635	^—	25	500
3/8"	26428	—	25	500
1/2"	26429	—	25	400
5/8"	26430	—	25	400
3/4"	26431	—	25	300
1"	26432	—	25	250
1-1/4"	26433	—	25	200
1-1/2"	26434	—	25	150
1-3/4"	26435	—	25	150
2"	26436	—	25	150

3/8" Shoulder with 3/16" Hex 5/16"-18 Threaded Portion

Shoulder Lgth.	Part No.	UM /100	Pk. Qty.	Case Qty.
1/4"	26649	^—	25	100
3/8"	26438	—	25	250
1/2"	26439	—	25	200
5/8"	26440	—	25	200
3/4"	26441	—	25	150
1"	26442	—	25	150
1-1/4"	26443	—	25	150
1-1/2"	26444	—	25	100
2"	26446	—	25	100
2-1/4"	26447	—	25	100
2-1/2"	26448	—	25	50
3"	26450	—	25	50

1/2" Shoulder with 1/4" Hex 3/8"-16 Threaded Portion

Shoulder Lgth.	Part No.	UM /100	Pk. Qty.	Case Qty.
3/8"	26665	^—	10	100
1/2"	26456	—	10	100
5/8"	26457	—	10	100
3/4"	26458	—	10	100
1"	26459	—	10	100
1-1/4"	26460	—	10	50
1-1/2"	26461	—	10	50
1-3/4"	26462	—	10	50
2"	26463	—	10	50
2-1/2"	26465	—	10	50
3"	26467	—	10	40
3-1/2"	26469	—	10	30
4"	26471	—	10	30

5/8" Shoulder with 5/16" Hex 1/2"-13 Threaded Portion

Shoulder Lgth.	Part No.	UM /100	Pk. Qty.	Case Qty.
3/4"	26672	^—	10	40
1"	26674	—	10	40
1-1/4"	26476	—	10	40
1-1/2"	26477	—	10	40
1-3/4"	26478	—	10	30
2"	26479	—	10	30
2-1/2"	26481	—	10	30
3"	26484	—	10	30

3/4" Shoulder with 3/8" Hex 5/8"-11 Threaded Portion

Shoulder Lgth.	Part No.	UM /100	Pk. Qty.	Case Qty.
1"	26678	^—	10	40
1-1/2"	26680	—	10	40
1-3/4"	26681	—	10	30
2"	26494	—	10	30
2-1/4"	26682	—	10	25
2-3/4"	26683	—	10	25
2-1/2"	26495	—	10	25
3"	26496	—	10	25

Socket Head Shoulder Screws Cont.

Knurled Head Plastic Head Thumb Screw

Heads are made of acetal plastic, which withstands temperatures from 32° to 180° F. Screws are fully threaded, except 10-32 x 1-1/2" long and 1/4"-20 x 1-1/2" long, which have at least 7/8" of thread. Inch sizes have Class 3A thread fit. Metric sizes have Class 4g6g thread fit.

Diameter	Length	Part No.	UM /Ea
5/16"	3/8"	11102900	^—
5/16"	1/2"	11102901	—
5/16"	3/4"	11102902	—
5/16"	1"	11102903	—
3/8"	3/8"	11102904	—
3/8"	1/2"	11102905	—
3/8"	3/4"	11102906	—
3/8"	1"	11102907	—
1/2"	3/8"	11102908	—
1/2"	1/2"	11102909	—
1/2"	3/4"	11102910	—
1/2"	1"	11102911	—
5/8"	3/8"	11102912	—
5/8"	1/2"	11102913	—
5/8"	3/4"	11102914	—
5/8"	1"	11102915	—
5/8"	3/8"	11102916	—
5/8"	1/2"	11102917	—
5/8"	3/4"	11102918	—
5/8"	1"	11102919	—
5/8"	1-1/2"	11102920	—
3/4"	3/8"	11102921	—
3/4"	1/2"	11102922	—
3/4"	3/4"	11102923	—
3/4"	1"	11102924	—
3/4"	1-1/4"	11102925	—
3/4"	1-1/2"	11102926	—
3/4"	3/8"	11102927	—
3/4"	1/2"	11102928	—
3/4"	3/4"	11102929	—
3/4"	1"	11102930	—
1"	1/2"	11102931	—
1"	3/4"	11102932	—
1"	1"	11102933	—
1"	1-1/4"	11102934	—
1"	1/1/2"	11102935	—

Plastic Press-Fit Thumb Screw Heads

Pair these with your Socket Head Cap Screw to make your own thumb Screw. Heads are made of acetal plastic, which withstands temperatures from 32° to 180° F.

Fits	Diameter	Head Ht.	Part No.	UM /Ea
#4	5/16"	11/64"	11102936	^—
#6	3/8"	3/16"	11102937	—
#8	1/2"	7/32"	11102938	—
#10	5/8"	1/4"	11102939	—
1/4"	3/4"	5/16"	11102940	—
1/4"	1"	5/16"	11102941	—
5/16"	1"	13/32"	11102942	—
1/4"	1-1/2"	15/32"	11102943	—
5/16"	1-1/2"	13/32"	11102944	—
3/8"	1-1/2"	15/32"	11102945	—
#10	1"	7/16"	11102946	—
1/4"	1-1/4"	33/64"	11102947	—
5/16"	1-1/2"	5/8"	11102948	—
3/8"	1-3/4"	23/32"	11102949	—
	280 pc Kit		11102963	—

Metric Plastic Press-Fit Thumb Screw Heads

Pair these with your Socket Head Cap Screw to make your own thumb Screw. Heads are made of acetal plastic, which withstands temperatures from 32° to 180° F.

Fits	Diameter	Head Ht.	Part No.	UM /Ea
M3	9.6mm	4.4mm	11102950	^—
M4	13mm	5.5mm	11102951	—
M5	16mm	6.5mm	11102952	—
M6	19mm	7.6mm	11102953	—
M6	26mm	7.8mm	11102954	—
M8	26mm	9.8mm	11102955	—
M6	38mm	12.2mm	11102956	—
M8	38mm	10mm	11102957	—
M10	38mm	12.5mm	11102958	—
M5	26mm	6.6mm	11102959	—
M6	30mm	7.8mm	11102960	—
M8	38mm	10mm	11102961	—
M10	45mm	12.5mm	11102962	—
	260 pc Kit		11102964	—

Dowel Pins

Standard, Oversized and Pull

These dowel pins are ground to a basic diameter of .0002" over the nominal diameter for standard pins and 0.001" over the nominal diameter for oversized pins.They have chamfered ends for easy insertion.

1/16" Diameter
Standard Series Only

Length	Part No.	Pk. Qty.	Case Qty.	UM /100
3/16"	26701	100	1000	^—
1/4"	26702	100	1000	—
5/16"	28058	100	1000	—
3/8"	26703	100	1000	—
7/16"	26772	100	1000	—
1/2"	26704	100	1000	—
5/8"	26705	100	1000	—
3/4"	26706	100	1000	—
7/8"	26707	100	1000	—
1"	26708	100	1000	—
1-1/4"	26709	100	1000	—

Dowel Pins Cont.

3/32" Diameter
Standard Series Only

Length	Part No.	Pk. Qty.	Case Qty.	UM /100
3/16"	26711	100	1000	^—
1/4"	26712	100	1000	—
5/16"	28069	100	1000	—
3/8"	26713	100	1000	—
7/16"	28155	100	1000	—
1/2"	26714	100	1000	—
5/8"	26715	100	1000	—
3/4"	26716	100	1000	—
7/8"	26717	100	1000	—
1"	26718	100	1000	—

If its not on our shelf...we'll make it!
Ask the local store to quote your threaded and machined parts.

Dowel Pins

Dowel Pins Cont.

1/8" Diameter

Length	Standard FL Part No.	Standard FL UM /100	Standard Holon·Krone Black Luster Part No.	Standard Holon·Krone Black Luster UM /100	Oversized FL Part No.	Oversized FL UM /100	Pk. Qty.	Case Qty.
3/8"	26723	^—	26898	^—	24338	^—	100	1000
1/2"	26724	—	26899	—	24339	—	100	1000
5/8"	26725	—	26900	—	24340	—	100	1000
3/4"	26726	—	26901	—	24341	—	100	1000
7/8"	26727	—	26902	—			100	1000
1"	26728	—	26903	—	24342	—	100	1000
1-1/4"	26729	—	26904	—	24343	—	100	1000
1-1/2"	26730	—	26905	—	26881	—	100	1000
1-3/4"	26731	—					100	1000
2"	26732	—	26907	—			100	1000

3/16" Diameter

Length	Standard FL Part No.	Standard FL UM /100	Standard Holon·Krone Black Luster Part No.	Standard Holon·Krone Black Luster UM /100	Oversized FL Part No.	Oversized FL UM /100	Pk. Qty.	Case Qty.
1/4"	26733	^—					100	1000
3/8"	26734	—					100	1000
1/2"	26735	—	26908	—	24595	—	100	1000
5/8"	26737	—	26909	—	24596	—	100	1000
3/4"	26738	—	26910	—	24597	—	100	1000
7/8"	26739	—	26911	—			100	1000
1"	26740	—	26912	—	24598	—	100	1000
1-1/4"	26741	—	26913	—	24599	—	100	1000
1-3/8"	28091	—					100	1000
1-1/2"	26742	—	26914	—	24600	—	100	1000
1-3/4"	26743	—	26915	—			100	1000
2"	26744	—	26916	—			100	1000

1/4" Diameter

Length	Standard FL Part No.	Standard FL UM /100	Standard Holon·Krone Black Luster Part No.	Standard Holon·Krone Black Luster UM /100	Oversized FL Part No.	Oversized FL UM /100	Pull FL Part No.	Pull FL UM /100	Pull Holon·Krone Black Luster Part No.	Pull Holon·Krone Black Luster UM /100	Pk. Qty.	Case Qty.
3/8"	26748	^—									100	1000
1/2"	26749	—	26917	—	24601	—					100	1000
5/8"	26750	—	26918	—	24602	—					100	1000
3/4"	26751	—	26919	—	24603	—	26113	—	80338	—	100	1000
7/8"	26752	—	26920	—							100	1000
1"	26753	—	26921	—	24634	—	26114	—	80339	—	100	1000
1-1/4"	26754	—	26922	—	24638	—	28031	—			100	1000
1-1/2"	26756	—	26923	—	24639	—	26797	—	80340	—	100	1000
1-3/4"	26757	—	26924	—			26483	—			100	1000
2"	26758	—	26925	—	24640	—	26798	—	80341	—	100	1000
2-1/4"	26759	—	26926	—			28032	—			100	1000
2-1/2"	26760	—	26927	—			26868	—			100	1000
3"	26762	—									100	1000

5/16" Diameter

Length	Standard FL Part No.	Standard FL UM /100	Standard Holon·Krone Black Luster Part No.	Standard Holon·Krone Black Luster UM /100	Oversized FL Part No.	Oversized FL UM /100	Pull FL Part No.	Pull FL UM /100	Pull Holon·Krone Black Luster Part No.	Pull Holon·Krone Black Luster UM /100	Pk. Qty.	Case Qty.
3/8"	26765	^—									100	1000
1/2"	26766	—	26928	—							100	1000
5/8"	26767	—	26929	—							100	1000
3/4"	26768	—	26930	—	24641	—	26799	—	80388	—	100	1000
7/8"	26769	—	26931	—							100	1000
1"	26770	—	26932	—	24646	—	26810	—	80389	—	100	1000
1-1/4"	26771	—	26933	—	24647	—	26811	—			100	1000
1-3/8"	28092	—									100	1000
1-1/2"	26773	—	26934	—	24648	—	26827	—	80390	—	100	1000
1-3/4"	26774	—	26935	—							100	1000
2"	26775	—	26936	—	24649	—	26828	—	80391	—	50	1000
2-1/4"	26776	—	26937	—			26892	—			50	1000
2-1/2"	26777	—	26938	—	26888	—	28053	—			50	1000
3"	26779	—	26939	—			27801	—			50	1000

Dowel Pins Cont.

3/8" Diameter

	Standard				Oversized		Pull					
	FL		Holon·Krone Black Luster		FL		FL		Holon·Krone Black Luster			
Length	Part No.	UM /100	Part No.	UM /100	Part No.	UM /100	Part No.	UM /100	Part No.	UM /100	Pk. Qty.	Case Qty.
3/8"	26781	^—									50	1000
1/2"	26782	—	26940	—	26890	—					50	1000
5/8"	26783	—	26941	—							50	1000
3/4"	26784	—	26942	—	24418	—	27802	—			50	1000
7/8"	26785	—	26943	—							50	1000
1"	26786	—	26944	—	24419	—	26829	—	80439	—	50	1000
1-1/4"	26787	—	26945	—	26003	—	26831	—	80442	—	50	1000
1-1/2"	26789	—	26946	—	26004	—	26832	—	80440	—	50	1000
1-3/4"	26790	—	26947	—			26833	—	80443	—	50	1000
2"	26791	—	26948	—	26891	—	26846	—	80441	—	25	1000
2-1/4"	26792	—	26949	—			27803	—			25	1000
2-1/2"	26793	—	26950	—	26020	—	26847	—	80444	—	25	1000
2-3/4"	26794	—									25	1000
3"	26795	—	26951	—	26035	—	26858	—	80445	—	25	1000

Bulk quantity is available for all parts

7/16" Diameter

	Standard				Oversized			
	FL		Holon·Krone Black Luster		FL			
Length	Part No.	UM /100	Part No.	UM /100	Part No.	UM /100	Pk. Qty.	Case Qty.
7/8"	26800	^—					25	1000
1"	26801	—	27993	—			25	1000
1-1/4"	26802	—	27994	—			25	1000
1-1/2"	26803	—	27995	—			25	1000
1-3/4"	26804	—					25	1000
2"	26805	—	27996	—	26893	—	25	1000
2-1/4"	26806	—					25	1000
2-1/2"	26807	—	27997	—			25	1000
2-3/4"	26808	—					25	1000
3"	26809	—	27998	—			25	1000

1/2" Diameter

	Standard				Oversized		Pull					
	FL		Holon·Krone Black Luster		FL		FL		Holon·Krone Black Luster			
Length	Part No.	UM /100	Part No.	UM /100	Part No.	UM /100	Part No.	UM /100	Part No.	UM /100	Pk. Qty.	Case Qty.
3/4"	26812	^—	26953	^—							25	1000
7/8"	26813	—									25	1000
1"	26814	—	26954	—	26049	—	26877	—	80489	—	25	1000
1-1/4"	26815	—	26955	—	26050	—	26878	—	80492	—	25	1000
1-1/2"	26816	—	26956	—	26051	—	26880	—	80490	—	25	1000
1-3/4"	26817	—	26957	—			26882	—	80493	—	25	1000
2"	26818	—	26958	—	26082	—	26895	—	80491	—	10	1000
2-1/4"	26819	—	26959	—			27804	—			10	1000
2-1/2"	26820	—	26960	—	26083	—	26896	—	80494	—	10	1000
2-3/4"	26821	—									10	1000
3"	26822	—	26961	—	26098	—	26897	—	80495	—	10	1000
3-1/2"	26823	—	26962	—			27805	—			10	1000
4"	26824	—	26963	—			27826	—			10	1000
4-1/2"	26825	—									10	1000
5"	26826	—									10	1000

If its not on our shelf...we'll make it!
Ask the local store to quote your threaded and machined parts.

Dowel Pins, Spring Pins

Dowel Pins Cont.

5/8" Diameter

	Standard				Pull					
	FL		Holon·Krone Black Luster		FL		Holon·Krone Black Luster			
Length	Part No.	UM /100	Part No.	UM /100	Part No.	UM /100	Part No.	UM /100	Pk. Qty.	Case Qty.
1"	26834	^—	26964	^—	27828	^—			10	500
1-1/4"	26835	—	26965	—	27829	—			10	500
1-1/2"	26836	—	26966	—	26883	—	80540	—	10	500
1-3/4"	26837	—	26967	—	24398	—			10	500
2"	26838	—	26968	—	26884	—	80541	—	10	500
2-1/4"	26839	—			27850	—			10	500
2-1/2"	26840	—	26970	—	26885	—	80544	—	10	500
3"	26841	—	26971	—	26886	—	80545	—	10	500
3-1/2"	26842	—	26972	—	27851	—			10	500
4"	26843	—	26973	—	27852	—			10	500
4-1/2"	26844	—							10	500
5"	26845	—							10	500

3/4" Diameter

	Standard				Pull					
	FL		Holon·Krone Black Luster		FL		Holon·Krone Black Luster			
Length	Part No.	UM /100	Part No.	UM /100	Part No.	UM /100	Part No.	UM /100	Pk. Qty.	Case Qty.
1"					24458	^—			5	250
1-1/4"					24379	—			5	250
1-1/2"	26848	—			27868	—			5	250
1-3/4"					27889	—			5	250
2"	26849	—	26976	—	26887	—	80591	—	5	250
2-1/4"	26850	—			24399	—			5	250
2-1/2"	26851	—	26977	—	26889	—	80594	—	5	250
3"	26852	—	26978	—	26894	—	80595	—	5	250
3-1/2"	26853	—	26979	—	27890	—			5	250
4"	26854	—	26980	—	27999	—			5	250
4-1/2"	26855	—							5	250
5"	26856	—							5	250
6"	26857	—							5	250

Bulk quantity is available for all parts

Dowel Pins Cont.

7/8" Diameter

	Standard					
	FL		Holon·Krone Black Luster			
Length	Part No.	UM /100	Part No.	UM /100	Pk. Qty.	Case Qty.
2"	26859	^—	26984	^—	1	250
2-1/2"	26860	—	26985	—	1	250
3"	26861	—	26986	—	1	250
3-1/2"	26862	—	26987	—	1	250
4"	26863	—			1	250
4-1/2"	26864	—			1	250
5"	26865	—			1	250
6"	26866	—			1	250

Bulk quantity is available for all parts

1" Diameter

	Standard				Pull					
	FL		Holon·Krone Black Luster		FL		Holon·Krone Black Luster			
Length	Part No.	UM /100	Part No.	UM /100	Part No.	UM /100	Part No.	UM /100	Pk. Qty.	Case Qty.
2"	26869	^—	26992	^—	26952	^—	80641	^—	1	250
2-1/2"	26870	—	26993	—	28029	—			1	250
3"	26871	—	26994	—	27000	—	80645	—	1	250
3-1/2"	26872	—			28030	—			1	250
4"	26873	—	26996	—	27001	—	80646	—	1	250
4-1/2"	26874	—							1	250
5"	26875	—							1	250
6"	26876	—							1	250

Bulk quantity is available for all parts

Spring Pins

Spring Pins - Plain

Spring pins are also known as roll, tension, split, and expansion pins. Recommended hole size is the same as the diameter.

1/16 Diameter

Length	Part No.	Pk. Qty.	Case Qty.	UM /100
5/32"	0165677	100	1000	^—
3/16"	64010	100	1000	—
1/4"	64011	100	1000	—
5/16"	64012	100	1000	—
3/8"	64013	100	1000	—
7/16"	64014	100	1000	—
1/2"	64015	100	1000	—
9/16"	64016	100	1000	—
39/64"	0165678	100	1000	—
5/8"	64017	100	1000	—
3/4"	64019	10	1000	—
7/8"	64021	100	1000	—
1"	64023	100	1000	—

Spring Pins Cont.

5/64 Diameter

Length	Part No.	Pk. Qty.	Case Qty.	UM /100
3/16"	64030	100	1000	^
1/4"	64031	100	1000	—
5/16"	64032	100	1000	—
3/8"	64033	100	1000	—
7/16"	64034	100	1000	—
1/2"	64035	100	1000	—
9/16"	64036	100	1000	—
5/8"	64037	100	1000	—
3/4"	64039	100	1000	—
7/8"	64041	100	1000	—
1"	64043	100	1000	—
1-1/16"	0165679	100	1000	—
1-1/8"	64044	100	1000	—
1-1/4"	64045	100	1000	—
1-3/8"	64046	100	1000	—
1-1/2"	64047	100	1000	—
3"	0164980	100	1000	—

3/32 Diameter

Length	Part No.	Pk. Qty.	Case Qty.	UM /100
.0228"	0165684	100	1000	^
.169"	0165681	100	1000	—
3/16"	64050	100	1000	—
7/32"	0165682	100	1000	—
.226"	0165683	100	1000	—
1/4"	64051	100	1000	—
9/32"	0165685	100	1000	—
5/16"	64052	100	1000	—
.360"	0165686	100	1000	—
.365"	0165687	100	1000	—
3/8"	64053	100	1000	—
.400"	0165688	100	1000	—
.430"	0165689	100	1000	—
7/16"	64054	100	1000	—
1/2"	64055	100	1000	—
9/16"	64056	100	1000	—
.600"	0165690	100	1000	—
5/8"	64057	100	1000	—
3/4"	64059	100	1000	—
7/8"	64061	100	1000	—
1"	64063	100	1000	—
1-1/16"	0165691	100	1000	—
1-1/8"	64064	100	1000	—
1-1/4"	64065	100	1000	—
1-3/16"	0165692	100	1000	—
1-3/8"	64066	100	1000	—
1-7/16"	0165693	100	1000	—
1-1/2"	64067	100	1000	—
1-9/16"	0165694	100	1000	—
1-3/4"	64068	100	1000	—
1-7/8"	0165695	100	1000	—

1/8 Diameter

Length	Part No.	Pk. Qty.	Case Qty.	UM /100
3/16"	0165696	100	1000	^
7/32"	0165697	100	1000	—
1/4"	64071	100	1000	—
9/32"	0165698	100	1000	—
5/16"	64072	100	1000	—
3/8"	64073	100	1000	—
7/16"	64074	100	1000	—
15/32"	0165699	100	1000	—
1/2"	64075	100	1000	—
9/16"	64076	100	1000	—
19/32"	0165700	100	1000	—
5/8"	64077	100	1000	—
21/32"	0165701	100	1000	—
23/32"	0165702	100	1000	—
3/4"	64079	100	1000	—
7/8"	64081	100	1000	—
1"	64083	100	1000	—
1-1/16"	0165703	100	1000	—
1-1/8"	64084	100	1000	—
1-1/4"	64085	100	1000	—
1-5/16"	0165704	100	1000	—
1-3/8"	64086	100	1000	—
1-7/16"	0165705	100	1000	—
1-1/2"	64087	100	1000	—
1-5/8"	64088	100	1000	—
1-3/4"	64089	100	1000	—
1-7/8"	64090	100	1000	—
2"	64091	100	1000	—
2-1/8"	0165706	100	1000	—
2-1/4"	0165707	100	1000	—
2-1/2"	0165708	100	1000	—
3"	0165709	100	1000	—

5/32 Diameter

Length	Part No.	Pk. Qty.	Case Qty.	UM /100
13/32"	0165713	100	1000	^
7/16"	64094	100	1000	—
1/2"	64095	100	1000	—
9/16"	64096	100	1000	—
19/32"	0165714	100	1000	—
5/8"	64097	100	1000	—
23/32"	0165715	100	1000	—
3/4"	64099	100	1000	—
25/32"	0165716	100	1000	—
7/8"	64101	100	1000	—
15/16"	64102	100	1000	—
1"	64103	100	1000	—
1-1/16"	0165717	100	1000	—
1-1/8"	64104	100	1000	—
1-3/32"	0165718	100	1000	—
1-1/4"	64105	100	1000	—
1-5/16"	0165719	100	1000	—
1-3/8"	64106	100	1000	—
1-7/16"	0165720	100	1000	—
1-1/2"	64107	100	1000	—
1-5/8"	64108	100	1000	—
1-3/4"	64109	100	1000	—
1-7/8"	64110	100	1000	—
2"	64111	100	1000	—
2-1/4"	64112	100	1000	—
2-1/2"	64113	100	1000	—
2-3/4"	0165721	100	1000	—

3/16 Diameter

Length	Part No.	Pk. Qty.	Case Qty.	UM /100
1/4"	64121	500	500	^
5/16"	64122	100	500	—
3/8"	64123	100	500	—
7/16"	64124	100	500	—
1/2"	64125	100	500	—
9/16"	64126	100	500	—
5/8"	64127	100	500	—
3/4"	64129	100	500	—
25/32"	0165722	100	500	—
7/8"	64131	100	500	—
1"	64133	100	500	—
1-1/16"	0165723	100	500	—
1-1/8"	64134	100	500	—
1-3/16"	0165724	100	500	—
1-1/4"	64135	100	500	—
1-5/16"	0165725	100	500	—
1-3/8"	64136	100	500	—
1-7/16"	0165726	100	500	—
1-1/2"	64137	100	500	—
1-9/16"	0165727	100	500	—
1-5/8"	64138	100	500	—
1-3/4"	64139	100	500	—
1-7/8"	64140	100	500	—
2"	64141	100	500	—
2-1/8"	0165728	100	500	—
2-1/4"	64142	100	500	—
2-3/8"	0165729	100	500	—
2-1/2"	64143	100	500	—
2-5/8"	0165730	100	500	—
2-3/4"	0165731	100	500	—
3"	0165732	100	500	—
3-1/2"	0165733	100	500	—

If its not on our shelf...we'll make it!
Ask the local store to quote your threaded and machined parts.

Spring Pins

Spring Pins Cont.

7/32 Diameter

Length	Part No.	Pk. Qty.	Case Qty.	UM /100
1/2"	64210	100	250	^—
9/16"	64209	100	250	—
5/8"	64211	100	250	—
11/16"	64212	100	250	—
3/4"	64213	100	250	—
13/16"	64214	100	250	—
7/8"	64215	100	250	—
15/16"	64216	100	250	—
1"	64217	100	250	—
1-1/8"	64218	100	250	—
1-1/4"	64219	100	250	—
1.307"	0165734	100	250	—
1-11/32"	0165735	100	250	—
1-3/8"	64220	100	250	—
1-1/2"	64221	100	250	—
1-5/8"	64222	100	250	—
1-3/4"	64223	100	250	—
1-13/16"	0165736	100	250	—
1-7/8"	64224	100	250	—
2"	64225	100	250	—
2-1/8"	0165737	100	250	—
2-1/4"	64226	100	250	—
2-3/8"	0165738	100	250	—
2-1/2"	64227	100	250	—
2-3/4"	64228	100	250	—
3"	64229	100	250	—

1/4 Diameter

Length	Part No.	Pk. Qty.	Case Qty.	UM /100
3/8"	64238	100	250	^—
7/16"	64239	100	250	—
1/2"	64240	100	250	—
9/16"	0165739	100	250	—
5/8"	64241	100	250	—
11/16"	64242	100	250	—
3/4"	64243	100	250	—
.800"	0165740	100	250	—
13/16"	64244	100	250	—
7/8"	64245	100	250	—
.900"	0165741	100	250	—
15/16"	64246	100	250	—
1"	64247	100	250	—
1-1/8"	64248	100	250	—
1-3/16"	0165742	100	250	—
1-1/4"	64249	100	250	—
1.280"	0165743	100	250	—
1-5/16"	0165744	100	250	—
1-11/32"	0165745	100	250	—
1-3/8"	64250	100	250	—
1-1/2"	64251	100	250	—
1-5/8"	64252	100	250	—
1-3/4"	64253	100	250	—
1-7/8"	64254	100	250	—
2"	64255	50	250	—
2-1/8"	0165746	50	250	—
2-3/16"	0165747	50	250	—
2-1/4"	64256	50	250	—
2-3/8"	0165748	50	250	—
2-1/2"	64257	50	250	—
2-5/8"	0165749	50	250	—
2-3/4"	64258	50	250	—
2-7/8"	0165750	50	250	—
3"	64259	50	250	—
3-1/4"	64260	50	250	—
3.384"	0165752	50	250	—
3-1/2"	64261	50	250	—
3-3/4"	0165751	50	250	—
4"	0165753	50	250	—
4-1/2"	0165754	50	250	—
5-1/2"	0165755	50	250	—
6"	0165756	50	250	—

5/16 Diameter

Length	Part No.	Pk. Qty.	Case Qty.	UM /100
1/2"	0165757	100	250	^—
9/16"	0165758	100	250	—
5/8"	64271	100	250	—
3/4"	64273	100	250	—
13/16"	64274	100	250	—
7/8"	64275	100	250	—
15/16"	64276	100	250	—
1"	64277	100	250	—
1-1/16"	0165759	100	250	—
1-3/32"	0165760	100	250	—
1-1/8"	64278	100	250	—
1-3/16"	0165761	100	250	—
1-1/4"	64279	100	250	—
1-5/16"	0165762	100	250	—
1-3/8"	64280	100	250	—
1-1/2"	64281	100	250	—
1-5/8"	64282	100	250	—
1-3/4"	64283	100	250	—
1-7/8"	64284	100	250	—
2"	64285	50	250	—
2-1/8"	0165763	50	250	—
2-1/4"	64286	50	250	—
2-1/2"	64287	50	250	—
2-3/4"	64288	50	250	—
3"	64289	50	250	—
3-1/4"	64290	50	250	—
3-1/2"	64291	50	250	—
3-3/4"	64292	50	250	—
4"	64293	25	250	—
4-1/2"	0165764	50	250	—
4-3/4"	0165765	50	250	—
5"	0165766	50	250	—

3/8 Diameter

Length	Part No.	Pk. Qty.	Case Qty.	UM /100
5/8"	0165767	50	100	^—
3/4"	64303	50	100	—
13/16"	64304	50	100	—
7/8"	64305	50	100	—
15/16"	64306	50	100	—
1"	64307	50	100	—
1-1/16"	0165768	50	100	—
1-1/8"	64308	50	100	—
1-1/4"	64309	50	100	—
1-3/8"	64310	50	100	—
1-1/2"	64311	50	100	—
1-5/8"	64312	50	100	—
1-3/4"	64313	50	100	—
1-7/8"	64314	50	100	—
2"	64315	25	100	—
2-1/4"	64316	25	100	—
2-3/8"	0165769	25	100	—
2-1/2"	64317	25	100	—
2-5/8"	0165770	25	100	—
2-3/4"	64318	25	100	—
3"	64319	25	100	—
3-1/4"	64320	25	100	—
3-1/2"	64321	25	100	—
3-3/4"	64322	25	100	—
4"	64323	25	100	—
4-1/2"	0165771	25	100	—
5"	0165772	25	100	—
6"	0165773	25	100	—

7/16 Diameter

Length	Part No.	Pk. Qty.	Case Qty.	UM /100
1"	64327	25	100	^—
1-1/8"	64328	25	100	—
1-1/4"	64329	25	100	—
1-3/8"	64330	25	100	—
1-1/2"	64331	25	100	—
1-5/8"	64332	25	100	—
1-3/4"	64333	25	100	—
1-7/8"	64334	25	100	—
2"	64335	25	100	—
2-1/2"	64337	25	100	—
3"	64339	25	100	—
3-1/2"	64341	25	100	—
3-3/4"	64342	25	100	—
4"	64343	25	100	—
5"	0165774	25	100	—

Spring Pins Cont.

1/2 Diameter

Length	Part No.	Pk. Qty.	Case Qty.	UM /100
3/4"	0165775	25	100	^
1"	64347	25	100	—
1-1/8"	0165776	25	100	—
1-1/4"	64349	25	100	—
1-3/8"	64350	25	100	—
1.440"	0165777	25	100	—
1-1/2"	64351	25	100	—
1-5/8"	64352	25	100	—
1-3/4"	64353	25	100	—
1-7/8"	64354	25	100	—
2"	64355	25	100	—
2-1/4"	64356	25	100	—
2-3/8"	0165778	25	100	—
2-1/2"	64357	25	100	—
2-3/4"	64358	25	100	—
2-7/8"	0165779	25	100	—
3"	64359	25	100	—
3-1/4"	64360	25	100	—
3-1/2"	64361	25	100	—
3-3/4"	64362	25	100	—
4"	64363	25	100	—
4-1/4"	0165780	25	100	—
4-1/2"	0165781	25	100	—
4-3/4"	0165782	25	100	—
5"	0165783	25	100	—
5/1/4"	0165784	25	100	—
5-1/2"	0165785	25	100	—
5-3/4"	0165786	25	100	—
6"	0165787	25	100	—

Spring Pins
Zinc Plated

1/16 Diameter

Length	Part No.	Pk. Qty.	Case Qty.	UM /100
3/16"	0165788	25	100	^
1/4"	0165789	25	100	—
5/16"	0165790	25	100	—
3/8"	0165791	25	100	—
7/16"	0165792	25	100	—
1/2"	0165793	25	100	—
9/16"	0165794	25	100	—
5/8"	0165795	25	100	—
11/16"	0165796	25	100	—
3/4"	0165797	25	100	—
13/16"	0165798	25	100	—
7/8"	0165799	25	100	—
15/16"	0165800	25	100	—

5/64 Diameter

Length	Part No.	Pk. Qty.	Case Qty.	UM /Ea
3/16"	0165802	25	100	^
1/4"	0165803	25	100	—
5/16"	0165804	25	100	—
3/8"	0165805	25	100	—
7/16"	0165806	25	100	—
1/2"	0165807	25	100	—
9/16"	0165808	25	100	—
5/8"	0165809	25	100	—
11/16"	0165810	25	100	—
3/4"	0165811	25	100	—
13/16"	0165812	25	100	—
7/8"	0165813	25	100	—
15/16"	0165814	25	100	—

3/32 Diameter

Length	Part No.	Pk. Qty.	Case Qty.	UM /Ea
3/16"	0165820	25	100	^
9/32"	0165822	25	100	—
5/16"	0165823	25	100	—
3/8"	0165824	25	100	—
7/16"	0165825	25	100	—
1/2"	0165826	25	100	—
9/16"	0165827	25	100	—
5/8"	0165828	25	100	—
11/16"	0165829	25	100	—
3/4"	0165830	25	100	—
13/16"	0165831	25	100	—
.850"	0165832	25	100	—
7/8"	0165833	25	100	—
15/16"	0165834	25	100	—

1/8 Diameter

Length	Part No.	Pk. Qty.	Case Qty.	UM /Ea
3/16"	0165843	25	100	^
1/4"	0165844	25	100	—
5/16"	0165845	25	100	—
3/8"	0165846	25	100	—
7/16"	0165847	25	100	—
15/32"	0165848	25	100	—
1/2"	0165849	25	100	—
9/16"	0165850	25	100	—
19/32"	0165851	25	100	—
5/8"	0165852	25	100	—
21/32"	0165853	25	100	—
11/16"	0165854	25	100	—
3/4"	0165855	25	100	—
13/16"	0165856	25	100	—
27/32"	0165857	25	100	—
7/8"	0165858	25	100	—
15/16"	0165859	25	100	—

5/32 Diameter

Length	Part No.	Pk. Qty.	Case Qty.	UM /Ea
3/8"	0165875	25	100	^
13/32"	0165876	25	100	—
7/16"	0165877	25	100	—
1/2"	0165878	25	100	—
9/16"	0165879	25	100	—
19/32"	0165880	25	100	—
5/8"	0165881	25	100	—
11/16"	0165882	25	100	—
23/32"	0165883	25	100	—
3/4"	0165884	25	100	—
13/16"	0165885	25	100	—
7/8"	0165886	25	100	—
15/16"	0165887	25	100	—

3/16 Diameter

Length	Part No.	Pk. Qty.	Case Qty.	UM /Ea
7/16"	0165907	25	100	^
1/2"	0165908	25	100	—
9/16"	0165909	25	100	—
5/8"	0165910	25	100	—
11/16"	0165911	25	100	—
3/4"	0165912	25	100	—
13/16"	0165913	25	100	—
7/8"	0165914	25	100	—
15/16"	0165915	25	100	—

7/32 Diameter

Length	Part No.	Pk. Qty.	Case Qty.	UM /Ea
1/2"	0165934	25	100	^
9/16"	0165935	25	100	—
5/8"	0165936	25	100	—
11/16"	0165937	25	100	—
3/4"	0165938	25	100	—
13/16"	0165939	25	100	—
7/8"	0165940	25	100	—
15/16"	0165941	25	100	—

1/4 Diameter

Length	Part No.	Pk. Qty.	Case Qty.	UM /Ea
7/16"	0165955	25	100	^
1/2"	0165956	25	100	—
9/16"	0165957	25	100	—
5/8"	0165958	25	100	—
11/16"	0165959	25	100	—
3/4"	0165960	25	100	—
13/16"	0165961	25	100	—
7/8"	0165962	25	100	—
15/16"	0165963	25	100	—

5/16 Diameter

Length	Part No.	Pk. Qty.	Case Qty.	UM /Ea
1/2"	0165987	25	100	^
3/4"	0165988	25	100	—
13/16"	0165989	25	100	—
7/8"	0165990	25	100	—
15/16"	0165991	25	100	—
1"	0165992	25	100	—
1-1/8"	0165993	25	100	—
1-3/16"	0165994	25	100	—
1-1/4"	0165995	25	100	—
1-3/8"	0165996	25	100	—
1-1/2"	0165997	25	100	—
1-5/8"	0165998	25	100	—
1-3/4"	0165999	25	100	—
2-3/4"	0166005	25	100	—
3"	0166006	25	100	—
3-1/4"	0166007	25	100	—
3-1/2"	0166008	25	100	—
3-3/4"	0166009	25	100	—
4"	0166010	25	100	—
1-7/8"	0166000	25	100	—
2"	0166001	25	100	—
2-1/8"	0166002	25	100	—
2-1/4"	0166003	25	100	—
2-1/2"	0166004	25	100	—

3/8 Diameter

Length	Part No.	Pk. Qty.	Case Qty.	UM /Ea
5/8"	0166011	25	100	^
3/4"	0166012	25	100	—
13/16"	0166013	25	100	—
7/8"	0166014	25	100	—
1"	0166015	25	100	—
1-1/8"	0166016	25	100	—
1-1/4"	0166017	25	100	—
1-3/8"	0166018	25	100	—
1-1/2"	0166019	25	100	—
1-5/8"	0166020	25	100	—
1-3/4"	0166021	25	100	—
1-7/8"	0166022	25	100	—
2"	0166023	25	100	—
2-1/4"	0166024	25	100	—
2-1/2"	0166025	25	100	—
2-3/4"	0166026	25	100	—
3"	0166027	25	100	—
3-1/4"	0166028	25	100	—
3-1/2"	0166029	25	100	—
3-3/4"	0166030	25	100	—
4"	0166031	25	100	—

Spring Pins, Taper Pins

Spring Pins Cont.

7/16 Diameter

Length	Part No.	Pk. Qty.	Case Qty.	UM /Ea
1"	0166032	25	100	^
1-1/4"	0166033	25	100	—
1-3/8"	0166034	25	100	—
1-1/2"	0166035	25	100	—
1-3/4"	0166036	25	100	—
2"	0166037	25	100	—
2-1/4"	0166038	25	100	—
2-1/2"	0166039	25	100	—
2-3/4"	0166040	25	100	—
3"	0166041	25	100	—
3-1/4"	0166042	25	100	—
3-1/2"	0166043	25	100	—
3-3/4"	0166044	25	100	—
4"	0166045	25	100	—

1/2 Diameter

Length	Part No.	Pk. Qty.	Case Qty.	UM /Ea
1"	0166046	25	100	^
1-1/4"	0166047	25	100	—
1-1/2"	0166048	25	100	—
1-3/4"	0166049	25	100	—
2"	0166050	25	100	—
2-1/4"	0166051	25	100	—
2-1/2"	0166052	25	100	—
2-3/4"	0166053	25	100	—
2-7/8"	0166054	25	100	—
3"	0166055	25	100	—
3-1/4"	0166056	25	100	—
3-1/2"	0166057	25	100	—
3-3/4"	0166058	25	100	—
4"	0166059	25	100	—
4-1/2"	0166060	25	100	—
4-3/4"	0166061	25	100	—
5"	0166062	25	100	—

Taper Pins

Carbon Steel - Plain

Pins have a uniform taper that runs the full length of the pin. Diameter tolerance: +.0013" to -.0007". Standard taper is 1/4" per foot. Pins have machined finish of 63 micro and conform to specification MS 24692.

Length	Part No.	Pin No.	Large End Dia.	Pk. Qty.	UM /100
1"	69005	3/0	.141"	100	^
1/2"	69010	2/0	.141"	100	—
3/4"	69012	2/0	.141"	100	—
7/8"	69013	2/0	.141"	100	—
1"	69014	2/0	.141"	100	—
1-1/4"	69015	2/0	.141"	100	—
1/2"	69018	0	.156"	100	—
5/8"	69019	0	.156"	100	—
3/4"	69020	0	.156"	100	—
7/8"	69021	0	.156"	100	—
1"	69022	0	.156"	100	—
1-1/4"	69023	0	.156"	100	—
1-1/2"	69024	0	.156"	100	—
4"	69026	0	.156"	100	—
3/4"	69027	1	.172"	100	—
1"	69029	1	.172"	100	—
1-1/4"	69030	1	.172"	100	—
1-1/2"	69031	1	.172"	100	—
1-3/4"	69032	1	.172"	100	—
2"	69033	1	.172"	100	—
2-1/2"	69034	1	.172"	100	—
3"	69035	1	.172"	100	—
3/4"	69036	2	.193"	100	—
7/8"	69037	2	.193"	100	—
1"	69038	2	.193"	100	—
1-1/4"	69039	2	.193"	100	—
1-1/2"	69040	2	.193"	100	—
1-3/4"	69041	2	.193"	100	—
2"	69042	2	.193"	100	—
2-1/4"	69043	2	.193"	100	—
2-1/2"	69044	2	.193"	100	—
3"	69045	2	.193"	100	—
4"	69046	2	.193"	100	—
3/4"	69047	3	.219"	100	—
1"	69049	3	.219"	100	—
1-1/4"	69050	3	.219"	100	—
1-1/2"	69051	3	.219"	100	—
1-3/4"	9052	3	.219"	100	—
2"	69053	3	.219"	100	—
2-1/4"	69054	3	.219"	100	—
2-1/2"	69055	3	.219"	100	—
2-3/4"	69056	3	.219"	100	—
3"	69057	3	.219"	100	—
4"	69058	3	.219"	100	—
3/4"	69070	4	.250"	100	—
1"	69060	4	.250"	100	—
1-1/4"	69061	4	.250"	100	—
1-1/2"	69062	4	.250"	100	—
1-3/4"	69063	4	.250"	100	—
2"	69064	4	.250"	100	—
2-1/4"	69065	4	.250"	100	—
2-1/2"	69066	4	.250"	100	—
2-3/4"	69067	4	.250"	100	—
3"	69068	4	.250"	100	—
4"	69069	4	.250"	100	—
1"	69072	5	.289"	100	—
1-1/4"	69073	5	.289"	100	—
1-1/2"	69074	5	.289"	100	—
1-3/4"	69075	5	.289"	100	—
2"	69076	5	.289"	100	—
2-1/4"	69077	5	.289"	100	—
2-1/2"	69078	5	.289"	100	—
2-3/4"	69079	5	.289"	100	—
3"	69080	5	.289"	100	—
3-1/4"	69142	5	.289"	100	—
3-1/2"	69143	5	.289"	100	—
4"	69082	5	.289"	100	—
5"	69081	5	.289"	100	—
6"	69157	5	.289"	100	—
1"	69146	6	.341"	100	—
1-1/4"	69083	6	.341"	100	—
1-1/2"	69084	6	.341"	100	—
1-3/4"	69085	6	.341"	100	—
2"	69086	6	.341"	100	—
2-1/4"	69087	6	.341"	100	—
2-1/2"	69088	6	.341"	100	—
2-3/4"	69089	6	.341"	100	—
3"	69090	6	.341"	100	—
3-1/4"	69147	6	.341"	100	—
3-1/2"	69091	6	.341"	100	—
4"	69092	6	.341"	100	—
4-1/2"	69149	6	.341"	100	—
5"	69161	6	.341"	100	—
6"	69162	6	.341"	100	—
3/4"	69156	7	.409"	100	—
1"	69093	7	.409"	100	—
1-1/4"	69094	7	.409"	100	—
1-1/2"	69095	7	.409"	100	—
1-3/4"	69096	7	.409"	100	—
2"	69097	7	.409"	100	—
2-1/4"	69098	7	.409"	100	—
2-1/2"	69099	7	.409"	100	—
2-3/4"	69100	7	.409"	100	—
3"	69101	7	.409"	100	—
3-1/4"	69102	7	.409"	100	—
3-1/2"	69103	7	.409"	100	—
3-3/4"	69104	7	.409"	50	—
4"	69105	7	.409"	50	—
4-1/2"	69150	7	.409"	50	—
5"	69106	7	.409"	50	—
6"	69107	7	.409"	50	—
2"	69108	8	.492"	50	—
2-1/4"	69109	8	.492"	50	—
2-1/2"	69110	8	.492"	50	—
2-3/4"	69111	8	.492"	50	—
3"	69112	8	.492"	50	—
3-1/4"	69113	8	.492"	50	—
3-1/2"	69114	8	.492"	50	—
3-3/4"	69115	8	.492"	50	—
4"	69116	8	.492"	25	—
4-1/2"	69117	8	.492"	25	—
5"	69118	8	.492"	25	—
6"	69155	8	.492"	25	—
1-1/2"	69119	9	.591"	50	—
2"	69120	9	.591"	50	—
2-1/4"	69151	9	.591"	50	—
2-1/2"	69121	9	.591"	50	—
2-3/4"	69122	9	.591"	50	—
3"	69123	9	.591"	50	—
3-1/4"	69124	9	.591"	50	—
3-1/2"	69125	9	.591"	50	—
3-3/4"	69126	9	.591"	50	—
4"	69127	9	.591"	25	—
4-1/2"	69128	9	.591"	25	—
5"	69129	9	.591"	25	—
5-1/2"	69130	9	.591"	25	—
6"	69131	9	.591"	25	—
2"	69132	10	.706"	50	—
2-1/4"	69133	10	.705" - .707"	50	—
2-1/2"	69152	10	.705" - .707"	50	—
2-3/4"	69153	10	.705" - .707"	50	—
3"	69134	10	.705" - .707"	50	—
3-1/2"	69135	10	.705" - .707"	50	—

Taper Pins Cont.

Length	Part No.	Pin No.	Large End Dia.	Pk. Qty.	UM /100
3-3/4"	69136	10	.705" - .707"	50	—
4"	69137	10	.705" - .707"	25	—
4-1/2"	69138	10	.705" - .707"	25	—
5"	69139	10	.705" - .707"	25	—
5-1/2"	69140	10	.705" - .707"	25	—
6"	69141	10	.705" - .707"	25	—

* The taper on Commercial Class Taper Pins is defined as .25 inches +/– .006 per feet of pin length.

Threaded Taper Pins

Carbon Steel

Plain Finish

Large End Dia.	Length	Overall Lgth.	Part No.	Pk. Qty.	UM /Ea
11/64"	1"	1-1/4"	11104341	5	^—
11/64"	1-1/4"	1-1/2"	11104342	5	—
3/16"	1-1/4"	1-1/2"	11104343	5	—
3/16"	1-1/2"	1-3/4"	11104344	5	—
3/16"	2"	2-1/4"	11104345	5	—
7/32"	3/4"	1"	11104346	5	—
7/32"	1"	1-1/4"	11104347	5	—
7/32"	1-1/4"	1-1/2"	11104348	5	—
7/32"	1-1/2"	1-3/4"	11104349	5	—
7/32"	2"	2-1/4"	11104350	5	—
1/4"	3/4"	1-5/32"	11104351	5	—
1/4"	1"	1-13/32"	11104352	5	—
1/4"	1-1/4"	1-21/32"	11104353	5	—
1/4"	1-1/2"	1-29/32"	11104354	5	—
1/4"	2"	2-13/32"	11104355	5	—
1/4"	2-1/2"	2-29/32"	11104356	5	—
1/4"	3"	3-13/32"	11104357	5	—
1/4"	4"	4-13/32"	11104358	5	—
19/64"	1"	1-13/32"	11104359	5	—
19/64"	1-1/2"	1-29/32"	11104360	5	—
19/64"	1-3/4"	2-5/32"	11104361	5	—
19/64"	2"	2-13/32"	11104362	5	—
19/64"	2-1/2"		11104363	1	—
19/64"	3"	3-13/32"	11104364	1	—
19/64"	4"	4-13/32"	11104365	1	—
19/64"	5"	5-13/32"	11104366	1	—
11/32"	1-1/4"	1-23/32"	11104367	1	—
11/32"	1-1/2"	1-31/32"	11104368	1	—
11/32"	1-3/4"	2-7/32"	11104369	1	—
11/32"	2"	2-15/32"	11104370	1	—
11/32"	2-1/4"	2-23/32"	11104371	1	—
11/32"	2-1/2"	2-31/32"	11104372	1	—
11/32"	3"	3-15/32"	11104373	1	—
11/32"	4"	4-15/32"	11104374	1	—
11/32"	5"	5-15/32"	11104375	1	—
11/32"	6"	6-15/32"	11104376	1	—
13/32"	1-1/2"	2-1/16"	11104377	1	—
13/32"	1-3/4"	2-5/16"	11104378	1	—
13/32"	2"	2-9/16"	11104379	1	—
13/32"	2-1/2"	3-1/16"	11104380	1	—
13/32"	2-3/4"	3-5/16"	11104381	1	—
13/32"	3"	3-9/16"	11104382	1	—
13/32"	3-1/2"	4-1/16"	11104383	1	—
13/32"	4"	4-9/16"	11104384	1	—
13/32"	4-1/2"	5-1/16"	11104385	1	—
13/32"	5"	5-9/16"	11104386	1	—
13/32"	6"	6-9/16"	11104387	1	—
1/2"	1-3/4"	2-7/16"	11104388	1	—
1/2"	2"	2-11/16"	11104389	1	—
1/2"	2-1/2"		11104390	1	—
1/2"	3"	3-11/16"	11104391	1	—
1/2"	3-1/2"	4-3/16"	11104392	1	—
1/2"	4"	4-11/16"	111043931	1	—
1/2"	4-1/2"	5-3/16"	11104394	1	—

Large End Dia.	Length	Overall Lgth.	Part No.	Pk. Qty.	UM /Ea
1/2"	4-1/2"	5-3/16"	11104394	1	—
1/2"	5"	5-11/16"	11104395	1	—
1/2"	6"	6-11/16"	11104396	1	—
19/32"	2"	2-3/4"	11104397	1	—
19/32"	2-1/2"	3-1/4"	11104398	1	—
19/32"	3"	3-3/4"	11104399	1	—
19/32"	3-1/2"	4-1/4"	11104400	1	—
19/32"	4"	4-3/4"	11104401	1	—
19/32"	4-1/2"	5-1/4"	11104402	1	—
19/32"	5"	5-3/4"	11104403	1	—
19/32"	6"	6-3/4"	11104404	1	—
23/32"	3"	3-15/16"	11104405	1	—
23/32 "	3-1/2"	4-7/16"	11104406	1	—
23/32"	4"	4-15/16"	11104407	1	—
23/32"	4-1/2"	5-7/16"	11104408	1	—
23/32"	5"	5-15/16"	11104409	1	—
23/32"	6"	6-15/16"	11104410	1	—

Cotter Pins

Cotter Pins

One slightly longer prong makes these pins easy to open. Use to lock clevis pins, slotted nuts and other fasteners. Length is measured from under the head to the end of the short shank.

Zinc Plated

Size	Length	Part No.	Pk. Qty.	Case Qty.	UM /100
1/32"	1/2"	65002	100	1000	^—
1/32"	5/8"	65003	100	1000	—
1/32"	3/4"	65004	100	1000	—
1/32"	7/8"	65005	100	1000	—
1/32"	1"	65006	100	1000	—
3/64"	1"	65009	100	1000	—
3/64"	2"	65010	100	1000	—
1/16"	1/2"	65012	100	1000	—
1/16"	5/8"	65013	100	1000	—
1/16"	3/4"	65014	100	1000	—
1/16"	7/8"	65015	100	1000	—
1/16"	1"	65016	100	1000	—
1/16"	1-1/4"	65017	100	1000	—
1/16"	1-1/2"	65018	100	1000	—
1/16"	1-3/4"	65011	100	1000	—
1/16"	2"	65019	100	1000	—
1/16"	2-1/2"	65020	100	1000	—
1/16"	3"	65021	100	1000	—
5/64"	1/2"	65022	100	1000	—
5/64"	3/4"	65024	100	1000	—
5/64"	1"	65026	100	1000	—
5/64"	1-1/4"	65027	100	1000	—
5/64"	1-1/2"	65028	100	1000	—
3/32"	1/2"	65032	100	1000	—
3/32"	5/8"	65033	100	1000	—
3/32"	3/4"	65034	100	1000	—
3/32"	7/8"	65035	100	1000	—
3/32"	1"	65036	100	1000	—
3/32"	1-1/4"	65037	100	1000	—
3/32"	1-1/2"	65038	100	1000	—
3/32"	1-3/4"	65039	100	1000	—
3/32"	2"	65040	100	1000	—
3/32"	2-1/4"	65041	100	1000	—
3/32"	2-1/2"	65042	100	500	—
7/64"	1/2"	65052	100	1000	—

Zinc Plated

Size	Length	Part No.	Pk. Qty.	Case Qty.	UM /100
7/64"	3/4"	65054	100	1000	—
7/64"	1"	65056	100	1000	—
7/64"	1-1/4"	65057	100	1000	—
7/64"	1-1/2"	65058	100	1000	—
7/64"	1-3/4"	65059	100	500	—
7/64"	2"	65060	100	500	—
7/64"	2-1/2"	65062	100	500	—
1/8"	1/2"	65072	100	1000	—
1/8"	5/8"	65073	100	1000	—
1/8"	3/4"	65074	100	1000	—
1/8"	7/8"	65075	100	1000	—
1/8"	1"	65076	100	1000	—
1/8"	1-1/4"	65077	100	1000	—
1/8"	1-1/2"	65078	100	1000	—
1/8"	1-3/4"	65079	100	500	—
1/8"	2"	65080	100	500	—
1/8"	2-1/4"	65081	100	500	—
1/8"	2-1/2"	65082	100	500	—
1/8"	3"	65083	100	500	—
1/8"	3-1/2"	65084	100	500	—
1/8"	4"	65085	100	500	—
5/32"	3/4"	65102	100	1000	—
5/32"	1"	65103	100	1000	—
5/32"	1-1/4"	65104	100	500	—
5/32"	1-1/2"	65105	100	500	—
5/32"	1-3/4"	65106	100	500	—
5/32"	2"	65107	100	500	—
5/32"	2-1/4	65108	100	500	—
5/32"	2-1/2"	65109	100	500	—
5/32"	2-3/4	65110	100	500	—
5/32"	3"	65111	100	250	—
5/32"	3-1/2	65112	100	250	—
3/16"	3/4	65122	100	1000	—
3/16"	1"	65123	100	1000	—
3/16"	1-1/4"	65124	100	1000	—
3/16"	1-1/2"	65125	100	500	—
3/16"	1-3/4	65126	100	500	—
3/16"	2"	65127	100	500	—
3/16"	2-1/4	65128	100	500	—
3/16"	2-1/2"	65129	100	500	—
3/16"	2-3/4	65130	100	500	—
3/16"	3"	65131	100	250	—
3/16"	3-1/2	65132	100	250	—
3/16"	4	65133	100	250	—
3/16"	4-1/2	65134	100	250	—
1/4"	1	65143	50	500	—
1/4"	1-1/4	65144	50	500	—
1/4"	1-1/2"	65145	50	500	—
1/4"	1-3/4	65146	50	250	—
1/4"	2"	65147	50	250	—
1/4"	2-1/4	65148	50	250	—
1/4"	2-1/2"	65149	50	250	—
1/4"	2-3/4	65150	50	250	—
1/4"	3"	65151	50	250	—
1/4"	3-1/2	65152	50	250	—
1/4"	4"	65153	50	250	—
1/4"	4-1/2	65154	50	250	—
1/4"	5	65155	50	250	—
1/4"	5-1/2	65156	50	250	—
1/4"	6	65157	50	250	—
1/4"	6-1/2	65158	50	250	—
5/16"	1	65163	25	250	—
5/16"	1-1/4	65164	25	250	—
5/16"	1-1/2	65165	25	250	—
5/16"	1-3/4	65166	25	250	—
5/16"	2	65167	25	250	—
5/16"	2-1/4	65168	25	250	—
5/16"	2-1/2	65169	25	200	—
5/16"	2-3/4	65170	25	200	—
5/16"	3"	65171	25	200	—
5/16"	3-1/2	65172	25	200	—
5/16"	4"	65173	25	200	—
5/16"	4-1/2	65174	25	200	—
5/16"	5	65175	25	100	—
5/16"	5-1/2	65176	25	100	—
5/16"	6	65177	25	100	—

If its not on our shelf...we'll make it!
Ask the local store to quote your threaded and machined parts.

FASTENERS

Hammerlock Cotter Pins, Miscellaneous Pins

Hammerlock Cotter Pins

Hammerlock Cotter Pins
Zinc Plated

One slightly longer, angled prong makes these pins easy to open, as well as guide through holes. Use to lock clevis pins, slotted nuts and other fasteners. Length is measured from under the head to the end of the short shank.

1/16" Diameter

Length	Part No.	Pk. Qty.	Case Qty.	UM /Ea
1/2"	0165298	25	100	^
3/4"	0165300	25	100	—
1"	0165301	25	100	—
1-1/4"	0165302	25	100	—
1-1/2"	0165303	25	100	—
1-3/4"	0165304	25	100	—
2"	0165305	25	100	—
2-1/2"	0165306	25	100	—

5/64" Diameter

Length	Part No.	Pk. Qty.	Case Qty.	UM /Ea
1/2"	0165307	25	100	^
5/8"	0165308	25	100	—
3/4"	0165309	25	100	—
1"	0165310	25	100	—
1-1/4"	0165311	25	100	—
1-1/2"	0165312	25	100	—
1-3/4"	0165313	25	100	—
2"	0165314	25	100	—

3/32" Diameter

Length	Part No.	Pk. Qty.	Case Qty.	UM /Ea
1/2"	0165316	25	100	^
5/8"	0165317	25	100	—
3/4"	0165318	25	100	—
7/8"	0165319	25	100	—
1"	0165320	25	100	—
1-1/4"	0165321	25	100	—
1-1/2"	0165322	25	100	—
1-3/4"	0165323	25	100	—
2"	0165324	25	100	—
2-1/4"	0165325	25	100	—
2-1/2"	0165326	25	100	—
3"	0165327	25	100	—
1/2"	0165328	25	100	—
3/4"	0165329	25	100	—
1"	0165330	25	100	—

7/64" Diameter

Length	Part No.	Pk. Qty.	Case Qty.	UM /Ea
1-1/4"	0165331	25	100	^
1-1/2"	0165332	25	100	—
1-3/4"	0165333	25	100	—
2"	0165334	25	100	—
2-1/2"	0165335	25	100	—
3"	0165336	25	100	—

1/8" Diameter

Length	Part No.	Pk. Qty.	Case Qty.	UM /Ea
1/2"	0165337	25	100	^
3/4"	0165339	25	100	—
1"	0165341	25	100	—
1-1/4"	0165343	25	100	—
1-1/2"	0165344	25	100	—
1-3/4"	0165345	25	100	—
2"	0165346	25	100	—
2-1/4"	0165347	25	100	—
2-1/2"	0165348	25	100	—
3"	0165349	25	100	—

5/32" Diameter

Length	Part No.	Pk. Qty.	Case Qty.	UM /Ea
3/4"	0165352	25	100	^
1"	0165353	25	100	—
1-1/4"	0165355	25	100	—
1-1/2"	0165356	25	100	—
1-3/4"	0165358	25	100	—
2"	0165359	25	100	—
2-1/4"	0165360	25	100	—
2-1/2	0165361	25	100	—
3	0165362	25	100	—
3-1/2	0165364	25	100	—
4	0165365	25	100	—

3/16" Diameter

Length	Part No.	Pk. Qty.	Case Qty.	UM /Ea
3/4"	0165366	25	100	^
1"	0165367	25	100	—
1-1/4"	0165368	25	100	—
1-1/2"	0165369	25	100	—
1-3/4"	0165370	25	100	—
2"	0165371	25	100	—
2-1/4"	0165372	25	100	—
2-1/2"	0165373	25	100	—
3"	0165374	25	100	—
3-1/2"	0165375	25	100	—
4"	0165376	25	100	—

7/32" Diameter

Length	Part No.	Pk. Qty.	Case Qty.	UM /Ea
3"	0165378	25	100	^

1/4" Diameter

Length	Part No.	Pk. Qty.	Case Qty.	UM /Ea
1"	0165379	25	100	^
1-1/4"	0165380	25	100	—
1-1/2"	0165381	25	100	—
1-3/4"	0165382	25	100	—
2"	0165383	25	100	—
2-1/4"	0165384	25	100	—
2-1/2"	0165385	25	100	—
3"	0165387	25	100	—
3-1/2"	0165389	25	100	—
4"	0165391	25	100	—
4-1/2"	0165392	25	100	—

5/16" Diameter

Length	Part No.	Pk. Qty.	Case Qty.	UM /Ea
1"	0165393	25	100	^
1-1/4"	0165394	25	100	—
1-1/2"	0165395	25	100	—
1-3/4"	0165396	25	100	—
2"	0165397	25	100	—
2-1/4"	0165398	25	100	—
2-1/2"	0165399	25	100	—
3"	0165401	25	100	—
3-1/2"	0165403	25	100	—
4"	0165405	25	100	—
5"	0165407	25	100	—
6"	0165409	25	100	—

3/8" Diameter

Length	Part No.	Pk. Qty.	Case Qty.	UM /Ea
1-1/2"	0165410	25	100	^
1-3/4"	0165411	25	100	—
2"	0165412	25	100	—
2-1/2"	0165413	25	100	—
3"	0165415	25	100	—
3-1/2"	0165416	25	100	—
4"	0165417	25	100	—
5"	0165419	25	100	—
6"	0165420	25	100	—

1/2" Diameter

Length	Part No.	Pk. Qty.	Case Qty.	UM /Ea
5"	0165421	25	100	^

Miscellaneous Pins

Split Rings
Zinc Plated

I.D.	O.D.	Thickness	Part No.	UM /Ea
.107	0.165	0.04	11104124	^
.128	0.19	0.046	11104125	—
.15	0.22	0.054	11104126	—
.212	0.292	0.062	11104127	—
.242	0.334	0.068	11104128	—
.288	0.38	0.068	11104129	—

Circle Cotter Pins
Zinc Plated

O.D.	Wire Dia.	Hole Dia.	Part No.	UM /Ea
5/8	.048	3/16 - 1/4	11104136	^
3/4	.048	1/4 - 5/16	11104137	—
1	.062	3/8 - 7/16	11104138	—
1-1/8	.072	7/16 - 1/2	11104139	—

Bow-Tie Cotter Pins
Zinc Plated

Diameter	Length	Shaft Size	Part No.	UM /Ea
1/14	1-3/8	1/4-3/8	11104495	^
1/11	1-5/8	5/16-3/8	11104496	—
3/25	2-3/4	7/16-1 1/2	11104497	—
3/25	2-3/4	5/8	11104498	—
3/25	2-3/4	3/4	11104499	—
4/27	3-37/64	5/8	11104500	—
4/27	3-37/64	3/4	11104501	—
17/96	4-37/64	1	11104502	—

Miscellaneous Pins Cont.

Headless Grooved Pins
Zinc Plated With Stainless Steel E-Clips

Diameter	Overall Lgth.	Part No.	UM /Ea
3/16	1.03125	11104411	^
3/16	1.28125	11104412	—
3/16	1.53125	11104413	—
3/16	1.78125	11104414	—
1/4	1.03125	11104415	—
1/4	1.28125	11104416	—
1/4	1.53125	11104417	—
1/4	1.78125	11104418	—
5/16	1.09375	11104419	—
5/16	1.34375	11104420	—
5/16	1.59375	11104421	—
5/16	1.84375	11104422	—
3/8	1.34375	11104423	—
3/8	1.59375	11104424	—
3/8	1.84375	11104425	—
3/8	2.34375	11104426	—
3/8	2.84375	11104427	—
3//8	3.34375	11104428	—
1/2	1.40625	11104429	—
1/2	1.65625	11104430	—
1/2	1.90625	11104431	—
1/2	2.40625	11104432	—
1/2	2.90625	11104433	—
1/2	3.40625	11104434	—

Headless Drill Pins
Zinc Plated with Cotter Pin

Diameter	Overall Lgth.	Part No.	UM /Ea
3/16	1.03125	11104435	^
3/16	1.28125	11104436	—
3/16	1.53125	11104437	—
3/16	1.78125	11104438	—
1/4	1.03125	11104439	—
1/4	1.28125	11104440	—
1/4	1.53125	11104441	—
1/4	1.78125	11104442	—
5/16	1.09375	11104443	—
5/16	1.34375	11104444	—
5/16	1.59375	11104445	—
5/16	1.84375	11104446	—
3/8	1.34375	11104447	—
3/8	1.59375	11104448	—
3/8	1.84375	11104449	—
3/8	2.34375	11104450	—
3/8	2.84375	11104451	—
3/8	3.34375	11104452	—
1/2	1.40625	11104453	—
1/2	1.65625	11104454	—
1/2	1.90625	11104455	—
1/2	2.40625	11104456	—
1/2	2.90625	11104457	—
1/2	3.40625	11104458	—

Grooved Pins
Type A

Diameter	Length	Part No.	UM /Ea
3/32	1/4	11104731	^
3/32	1/2	11104732	—
1/8	1/2	11104733	—
1/8	3/4	11104734	—
1/8	1	11104735	—
5/32	1	11104736	—
5/32	1/2	11104737	—
5/32	3/4	11104738	—
3/16	1/2	11104740	—
3/16	3/4	11104741	—
3/16	1	11104742	—
3/16	1-1/2	11104739	—
1/4	3/4	11104744	—
1/4	1	11104745	—
1/4	1-1/4	11104746	—
1/4	1-1/2	11104743	—
5/16	3/4	11104747	—
5/16	1-1/4	11104749	—
3/8	1	11104750	—

Clevis Pins

Clevis Pins - Pk. Qty. 25
Plain Finish - Steel Low Carbon (1010-1018) thru 1" diameter. Medium Carbon (1039-1045) 1-1/8" or larger

All Clevis Pins 3/16" thru 1" are in dimension to ASME B18.8.1 except for the hole size and point.

Pin Diameters	Use Cotter Pin Size
3/16 &1/4	3/32
5/16	9/64
3/8 thru3/4	5/32
7/8 & 1"	13/64
1-1/8 thru 2"	1/4

Length	Part No.	Head Dia.	Head Thk.	Shank Dia.	Lgth. to Center of Pin Hole	UM /100
3/16 x 1/2	66002	.320/.302	.070/.052	.186/.181	13/32	^
3/16 x 5/8	66003	.320/.302	.070/.052	.186/.181	17/32	—
3/16 x 3/4	66004	.320/.302	.070/.052	.186/.181	21/32	—
3/16 x 7/8	66005	.320/.302	.070/.052	.186/.181	25/32	—
3/16 x 1	66006	.320/.302	.070/.052	.186/.181	29/32	—
3/16 x 1-1/4	66008	.320/.302	.070/.052	.186/.181	1-5/32	—
3/16 x 1-1/2	66010	.320/.302	.070/.052	.186/.181	1-13/32	—
3/16 x 1-3/4	66011	.320/.302	.070/.052	.186/.181	1-21/32	—
3/16 x 2	66012	.320/.302	.070/.052	.186/.181	1-29/32	—
3/16 x 2-1/2	66014	.320/.302	.070/.052	.186/.181	2-13/32	—
1/4 x 1/2	66022	.380/.365	.100/.084	.248/.243	13/32	—
1/4 x 5/8	66023	.380/.365	.100/.084	.248/.243	17/32	—
1/4 x 3/4	66024	.380/.365	.100/.084	.248/.243	21/32	—
1/4 x 7/8	66025	.380/.365	.100/.084	.248/.243	25/32	—
1/4 x 1	66026	.380/.365	.100/.084	.248/.243	29/32	—
1/4 x 1-1/8	66027	.380/.365	.100/.084	.248/.243	1-1/32	—
1/4 x 1-1/4	66028	.380/.365	.100/.084	.248/.243	1-5/32	—
1/4 x 1-3/8	66029	.380/.365	.100/.084	.248/.243	1-9/32	—
1/4 x 1-1/2	66030	.380/.365	.100/.084	.248/.243	1-13/32	—
1/4 x 1-3/4	66031	.380/.365	.100/.084	.248/.243	1-21/32	—
1/4 x 2	66032	.380/.365	.100/.084	.248/.243	1-29/32	—
1/4 x 2-1/4	66033	.380/.365	.100/.084	.248/.243	2-5/32	—
1/4 x 2-1/2	66034	.380/.365	.100/.084	.248/.243	2-13/32	—
1/4 x 2-3/4	66035	.380/.365	.100/.084	.248/.243	2-21/32	—
1/4 x 3	66036	.380/.365	.100/.084	.248/.243	2-29/32	—
1/4 x 3-1/2	66037	.380/.365	.100/.084	.248/.243	3-13/32	—
1/4 x 4	66038	.380/.365	.100/.084	.248/.243	3-29/32	—
5/16 x 3/4	66044	.440/.428	.100/.084	.311/.306	19/32	—
5/16 x 7/8	66045	.440/.428	.100/.084	.311/.306	23/32	—
5/16 x 1	66046	.440/.428	.100/.084	.311/.306	27/32	—
5/16 x 1-1/8	66047	.440/.428	.100/.084	.311/.306	31/32	—
5/16 x 1-1/4	66048	.440/.428	.100/.084	.311/.306	1-3/32	—
5/16 x 1-3/8	66049	.440/.428	.100/.084	.311/.306	1-7/32	—
5/16 x 1-1/2	66050	.440/.428	.100/.084	.311/.306	1-11/32	—
5/16 x 1-3/4	66051	.440/.428	.100/.084	.311/.306	1-19/32	—
5/16 x 2	66052	.440/.428	.100/.084	.311/.306	1-27/32	—
5/16 x 2-1/4	66053	.440/.428	.100/.084	.311/.306	2-3/32	—
5/16 x 2-1/2	66054	.440/.428	.100/.084	.311/.306	2-11/32	—
5/16 x 2-3/4	66055	.440/.428	.100/.084	.311/.306	2-19/32	—
5/16 x 3	66056	.440/.428	.100/.084	.311/.306	2-27/32	—
5/16 x 3-1/2	66057	.440/.428	.100/.084	.311/.306	3-11/32	—
5/16 x 4	66058	.440/.428	.100/.084	.311/.306	3-27/32	—
3/8 x 3/4	66064	.510/.490	.130/.115	.373/.368	19/32	—
3/8 x 1	66066	.510/.490	.130/.115	.373/.368	27/32	—
3/8 x 1-1/8	66067	.510/.490	.130/.115	.373/.368	31/32	—
3/8 x 1-1/4	66068	.510/.490	.130/.115	.373/.368	1-3/32	—
3/8 x 1-3/8	66069	.510/.490	.130/.115	.373/.368	1-7/32	—
3/8 x 1-1/2	66070	.510/.490	.130/.115	.373/.368	1-11/32	—
3/8 x 1-5/8	0120648	.510/.490	.130/.115	.373/.368	1-15/32	—
3/8 x 1-3/4	66071	.510/.490	.130/.115	.373/.368	1-19/32	—
3/8 x 2	66072	.510/.490	.130/.115	.373/.368	1-27/32	—

If its not on our shelf...we'll make it!
Ask the local store to quote your threaded and machined parts.

Clevis Pins

Clevis Pins Cont.

Length	Part No.	Head Dia.	Head Thk.	Shank Dia.	Lgth. to Center of Pin Hole	UM /100
3/8 x 2-1/4	66073	.510/.490	.130/.115	.373/.368	2-3/32	—
3/8 x 2-1/2	66074	.510/.490	.130/.115	.373/.368	2-11/32	—
3/8 x 2-3/4	66075	.510/.490	.130/.115	.373/.368	2-19/32	—
3/8 x 3	66076	.510/.490	.130/.115	.373/.368	2-27/32	—
3/8 x 3-1/2	66077	.510/.490	.130/.115	.373/.368	3-11/32	—
3/8 x 4	66078	.510/.490	.130/.115	.373/.368	3-27/32	—
7/16 x 1	66086	.570/.552	.160/.146	.436/.431	27/32	—
7/16 x 1-1/4	66088	.570/.552	.160/.146	.436/.431	1-3/32	—
7/16 x 1-1/2	66090	.570/.552	.160/.146	.436/.431	1-11/32	—
7/16 x 1-3/4	66091	.570/.552	.160/.146	.436/.431	1-19/32	—
7/16 x 2	66092	.570/.552	.160/.146	.436/.431	1-27/32	—
7/16 x 2-1/4	66093	.570/.552	.160/.146	.436/.431	2-3/32	—
7/16 x 2-1/2	66094	.570/.552	.160/.146	.436/.431	2-11/32	—
7/16 x 2-3/4	66095	.570/.552	.160/.146	.436/.431	2-19/32	—
7/16 x 3	66096	.570/.552	.160/.146	.436/.431	2-27/32	—
7/16 x 3-1/2	66097	.570/.552	.160/.146	.436/.431	3-11/32	—
7/16 x 4	66098	.570/.552	.160/.146	.436/.431	3-27/32	—
1/2 x 1	66112	.630/.615	.160/.146	.496/.431	27/32	—
1/2 x 1-1/4	66113	.630/.615	.160/.146	.496/.431	1-3/32	—
1/2 x 1-1/2	66114	.630/.615	.160/.146	.496/.431	1-11/32	—
1/2 x 1-3/4	66115	.630/.615	.160/.146	.496/.431	1-19/32	—
1/2 x 2	66116	.630/.615	.160/.146	.496/.431	1-27/32	—
1/2 x 2-1/4	66117	.630/.615	.160/.146	.496/.431	2-3/32	—
1/2 x 2-1/2	66118	.630/.615	.160/.146	.496/.431	2-11/32	—
1/2 x 2-3/4	66119	.630/.615	.160/.146	.496/.431	2-19/32	—
1/2 x 3	66120	.630/.615	.160/.146	.496/.431	2-27/32	—
1/2 x 3-1/2	66121	.630/.615	.160/.146	.496/.431	3-11/32	—
1/2 x 4	66122	.630/.615	.160/.146	.496/.431	3-27/32	—
1/2 x 4-1/2	66123	.630/.615	.160/.146	.496/.431	4-11/32	—
1/2 x 5	66124	.630/.615	.160/.146	.496/.431	4-27/32	—
1/2 x 6	66125	.630/.615	.160/.146	.496/.431	5-27/32	—

Clevis Pins - Pk. Qty. 10

Length	Part No.	Head Dia.	Head Thk.	Shank Dia.	Lgth. to Center of Pin Hole	UM /100
5/8 x 1-1/4	66143	.820/.802	.210/.193	.621/.616	1-3/32	^—
5/8 x 1-1/2	66144	.820/.802	.210/.193	.621/.616	1-11/32	—
5/8 x 1-3/4	66145	.820/.802	.210/.193	.621/.616	1-19/32	—
5/8 x 2	66146	.820/.802	.210/.193	.621/.616	1-27/32	—
5/8 x 2-1/4	66147	.820/.802	.210/.193	.621/.616	2-3/32	—
5/8 x 2-1/2	66148	.820/.802	.210/.193	.621/.616	2-11/32	—
5/8 x 3	66150	.820/.802	.210/.193	.621/.616	2-27/32	—
5/8 x 3-1/2	66151	.820/.802	.210/.193	.621/.616	3-11/32	—
5/8 x 4	66152	.820/.802	.210/.193	.621/.616	3-27/32	—
5/8 x 6	66155	.820/.802	.210/.193	.621/.616	5-27/32	—
3/4 x 2	66166	.940/.928	.260/.240	.746/.741	1-27/32	—
3/4 x 2-1/2	66168	.940/.928	.260/.240	.746/.741	2-11/32	—
3/4 x 2-3/4	66169	.940/.928	.260/.240	.746/.741	2-19/32	—
3/4 x 3	66170	.940/.928	.260/.240	.746/.741	2-27/32	—
3/4 x 3-1/2	66171	.940/.928	.260/.240	.746/.741	3-11/32	—
3/4 x 4	66172	.940/.928	.260/.240	.746/.741	3-27/32	—
3/4 x 4-1/2	66173	.940/.928	.260/.240	.746/.741	4-11/32	—
3/4 x 5	66174	.940/.928	.260/.240	.746/.741	4-27/32	—
3/4 x 6	66175	.940/.928	.260/.240	.746/.741	4-27/32	—
1 x 2	0120652	1.190/1.178	.350/.334	.996/.991	1-51/64	—
1 x 2-1/4	66183	1.190/1.178	.350/.334	.996/.991	2-3/64	—
1 x 2-1/2	0120653	1.190/1.178	.350/.334	.996/.991	2-19/64	—
1 x 3-1/2	66186	1.190/1.178	.350/.334	.996/.991	2-19/64	—
1 x 4	66187	1.190/1.178	.350/.334	.996/.991	2-19/64	—
1 x 3	0120654	1.190/1.178	.350/.334	.996/.991	2-51/64	—
1 x 4-1/2	0120655	1.190/1.178	.350/.334	.996/.991	4-19/64	—
1 x 6	0120656	1.190/1.178	.350/.334	.996/.991	5-51/64	—

Clevis Pins - Pk. Qty. 100

Zinc

****Sold in Bulk Only**

Diameter	Length	Part No.	Case Qty.	UM /100
3/16	1/2	0156714	300	^—
3/16	3/4	0156715	300	—
3/16	7/8	0156716	300	—
3/16	1	0156717	300	—
3/16	1-1/4	0156718	300	—
3/16	1-1/2	0156719	300	—
3/16	1-3/4	0156720	300	—
3/16	2	0156721	300	—
1/4	1/2	0156722	275	—
1/4	5/8	0156723	275	—
1/4	3/4	0156724	275	—
1/4	51/64	0156725	275	—
1/4	7/8	0156726	275	—
1/4	1	0156727	275	—
1/4	1-1/4	0156728	275	—
1/4	1-3/8	0156729	275	—
1/4	1-1/2	0156730	275	—
1/4	1-3/4	0156731	275	—
1/4	2	0156732	275	—
1/4	2-1/4	0156733	275	—
1/4	2-1/2	0156734	275	—
1/4	3	0156735	275	—
5/16	1/2	0156736	250	—
5/16	3/4	0156737	250	—
5/16	7/8	0156738	250	—
5/16	1	0156739	250	—
5/16	1-1/4	0156740	250	—
5/16	1-1/2	0156741	250	—
5/16	1-3/4	0156742	250	—
5/16	2	0156743	250	—
5/16	2-1/4	0156744	250	—
5/16	2-1/2	0156745	250	—
5/16	3	0156746	250	—
3/8	3/4	0156747	225	—
3/8	1	0156748	225	—
3/8	1-1/4	0156749	225	—
3/8	1-1/2	0156750	225	—
3/8	1-3/4	0156751	225	—
3/8	2	0156752	225	—
3/8	2-1/4	0156753	225	—
3/8	2-1/2	0156754	225	—
3/8	2-3/4	0156755	225	—
3/8	3	0156756	225	—
3/8	3-1/4	0156757	225	—
3/8	3-1/2	0156758	225	—
3/8	4	0156759	225	—
7/16	1	0156760	200	—
7/16	1-1/4	0156761	200	—
7/16	1-1/2	0156762	200	—
7/16	2	0156763	200	—
7/16	2-1/4	0156764	200	—
7/16	2-1/2	0156765	200	—
7/16	3	0156766	200	—
1/2	1	0156767	175	—
1/2	1-1/4	0156768	175	—
1/2	1-1/2	0156769	175	—
1/2	1-3/4	0156770	175	—
1/2	2	0156771	175	—
1/2	2-1/4	0156772	175	—
1/2	2-1/2	0156773	175	—
1/2	2-3/4	0156774	175	—
1/2	3	0156775	175	—
1/2	3-1/2	0156776	175	—
1/2	4	0156777	175	—
5/8	1-1/4	0156778	150	—
5/8	1-1/2	0156779	150	—
5/8	2	0156780	150	—

Clevis Pins Cont.

Clevis Pins - Pkg. Qty. 100
Zinc
****Sold in Bulk Only**

Diameter	Length	Part No.	Case Qty.	UOM /100
5/8	2-1/4	0156781	150	^
5/8	2-1/2	0156782	150	—
5/8	3	0156783	150	—
5/8	3-1/2	0156784	150	—
5/8	4	0156785	150	—
3/4	2	0156786	125	—
3/4	2-1/2	0156787	125	—
3/4	2-3/4	0156788	125	—
3/4	3	0156789	125	—
3/4	3-1/2	0156790	125	—
3/4	3-3/4	0156791	125	—
3/4	4	0156792	125	—
3/4	4-1/2	0156793	125	—
1	2	0156794	100	—
1	2-1/2	0156795	100	—
1	3	0156796	100	—
1	3-1/2	0156797	100	—
1	4	0156798	100	—
1	4-1/2	0156800	100	—
1	5	0156799	100	—
1	6	0156801	100	—

Clevis Pins - Pkg. Qty. 25
Stainless Steel -302 (18-8)

All Clevis Pins 3/16" thru 1" are in dimension to ASME B18.81 except for the hole size and point.

Length	Part No.	Head Dia.	Head Thk.	Shank Dia.	Lgth. to Center of Pin Hole	UOM /100
3/16 x 1	0120666	.320/.302	.070/.052	.186/.181	29/32	^
1/4 x 1/2	0120667	.380/.365	.100/.084	.248/.243	13/32	—
1/4 x 3/4	0120668	.380/.365	.100/.084	.248/.243	21/32	—
1/4 x 1-1/4	0120669	.380/.365	.100/.084	.248/.243	1-5/32	—
5/16 x 1	0120670	.440/.428	.100/.084	.311/.306	27/32	—
5/16 x 1-3/4	0120671	.440/.428	.100/.084	.311/.306	1-19/32	—
3/8 x 2	0120672	.510/.490	.130/.115	.737/.368	1-27/32	—
3/8 x 2-1/2	0120673	.510/.490	.130/.115	.737/.368	2-11/32	—
1/2 x 1	0120674	.630/.615	.160/.146	.496/.491	27/32	—
1/2 x 1-1/2	0120675	.630/.615	.160/.146	.496/.491	1-11/32	—
1/2 x 2	0120676	.630/.615	.160/.146	.496/.491	1-27/32	—

Adjustable Clevis Pins
Plain Finish

A quick replacement pin, the adjustable pin features a series of holes making it adaptable to varying lengths. Use the diameter that fits your application and cut off the excess length.

Length	Part No.	Pkg. Qty.	Case Qty.	UOM /100
3/16 x 2	0120657	1	100	^
1/4 x 2	0120658	1	100	—
1/4 x 3	0120659	1	100	—
5/16 x 2	0120660	1	100	—
5/16 x 2-1/2	0120661	1	100	—
3/8 x 2	0120662	1	100	—
3/8 x 3	0120663	1	100	—
7/16 x 2	0120664	1	100	—
1/2 x 2	66100	1	100	—
1/2 x 2-1/2	0120665	1	100	—

Snapper Pins

Snapper Pins

Quick connect and disconnect pins find many uses on equipment and shafts up to 2-1/2" in diameter. The retainer wire is formed of tempered M-B spring wire and the cold headed shank is 1010 carbon steel. Entire assembly is zinc plated.

Part No.	Usable Lgth.	Description	Pkg. Qty.	Case Qty.	UOM /100
0120677	1-3/4	1/4 x 2	1	25	^
0120678	1-3/8	3/8 x 1-3/4	1	25	—
0120679	2-1/2	3/8 x 2-3/4	1	25	—
0120680	2-1/2	1/4 x 2-3/4	1	25	—
0120681	1-3/4	5/16 x 2	1	25	—

Part No.	Diameter	Usable Lgth.	Bail Style	Pkg. Qty.	Case Qty.	Comments
0157024	1/4"	1-3/4	Round	1	25	Single Wire Tab Lock
45280	1/4"	1-3/4	Round	1	25	Double Wire Tab Lock
0157020	1/4"	2-3/4	Square	1	25	Single Wire
0157026	5/16"	1-3/4	Round	1	25	Single Wire Tab Lock
0157031	5/16"	1-3/4	Round	1	25	Tab Lock
0157027	5/16"	2-1/2	Square	1	25	Tab Lock
0157019	1/4"	2	Round	1	25	Single Wire
45272	5/16"	2-1/2	Square	1	25	Single Wire
66190	5/16"	2-1/2	Square	1	25	Double Wire
0157017	5/16"	3-3/4	Square	1	25	Single Wire Snap Lock
0157028	3/8"	1-3/4	Round	1	25	Single Wire Tab Lock
0157032	3/8"	1-3/4	Round	1	25	Tab Lock
45273	3/8	1-3/4	Round	1	25	Double Wire
0157022	3/8"	2	Round	1	25	Single Wire
66191	3/8"	2-1/4	Square	1	25	Double Wire
0157029	3/8"	2-1/2	Square	1	25	Single Wire Tab Lock
0157023	3/8"	2-3/4	Square	1	25	Single Wire
0157018	3/8"	3-1/4	Square	1	25	Single Wire Snap Lock

Lynch Pins

Lynch Pins
Zinc Plated

These quick disconnect fasteners are designed with a self-locking ring. This ring allows the pin to be securely held in place and provides an easy grip for quick removal. The Lynch Pin with cotter and chain prevents against loss. Pins are manufactured of 1010 steel. Rings are of hot drawn spring steel with a Rockwell hardness of Rc 47-48.

Part No.	Description	Length	UOM /100
0120710	3/16 Standard	1-9/16"	^
0120711	1/4 Standard	1-9/16"	—
0120712	5/16 Standard	1-9/16"	—
0120713	5/16 Standard with Cotter & Chain	1-9/16"	—
0157331	3/16 Standard with Cotter & Chain	1-9/16"	—
0157332	1/4 Standard with Cotter & Chain	1-9/16"	—
0157326	5/16 Standard	1-3/4"	—
0157327	7/16 Standard	1-9/16"	—
0157329	7/16 Standard	1-31/32"	—
0157333	7/16 Standard with Cotter & Chain	1-9/16"	—
0157334	7/16 Standard with Cotter & Chain	1-31/32"	—
0157328	7/16 Heavy Duty BX	1-3/4"	—
0157330	7/16 Heavy Duty	1-31/32"	—

If its not on our shelf...we'll make it!
Ask the local store to quote your threaded and machined parts.

Safety Pins, Self Sealing Fasteners

Safety Pins

Safety Pins

Positive locking Safety Pins have many uses where safety is important. Made from hard-drawn M-B plated spring wire.

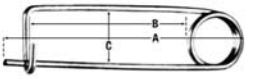

Size	Part No.	A	B	C	UOM /100
25-03	45275	1-9/16	15/16	3/8	^—
25-04	45276	1-3/4	1-1/16	3/8	—
25-05	45277	2-3/4	1-11/16	5/8	—
25-06	45278	4-3/8	2-13/16	13/16	—
25-07	45279	5-3/4	3-3/4	1-1/8	—

Self Sealing Fasteners

18-8 Self Sealing Hex Cap Screws

SEELBOLTS®

- Head/Drive Style: Hex, Self-sealing.
- Fastener Material: 18-8 Stainless Steel.
- Finish: Plain, Passivated.
- O-ring Material: Silicone Rubber (Orange) *
- Temp. Range:-160° F to +500° F.
- Pressure Range: Up to 6,000 psi.
- Agency Listings: UL and CSA listed.

1/4-20

Length	Part No.	Pkg. Qty.	Case Qty.	UOM Per UM
1/2"	11104551	5	500	
3/4"	11104552	5	500	
1"	11104553	5	500	
1-1/4"	11104554	5	500	
1-1/2"	11104555	5	500	
1-3/4"	11104556	5	500	
2"	11104557	5	500	
2-1/2"	11104558	5	500	

5/16-18

Length	Part No.	Pkg. Qty.	Case Qty.	UOM Per UM
3/4"	11104559	5	450	
1"	11104560	5	450	
1-1/4"	11104561	5	450	
1-1/2"	11104562	5	450	
1-3/4"	11104563	5	450	
2"	11104564	5	450	
2-1/2"	11104565	5	450	
3"	11104566	5	450	

3/8-16

Length	Part No.	Pkg. Qty.	Case Qty.	UOM Per UM
3/4"	11104567	5	400	
1"	11104568	5	400	
1-1/4"	11104569	5	400	
1-1/2"	11104570	5	400	
1-3/4"	11104571	5	400	
2"	11104572	5	400	
2-1/2"	11104573	5	400	
3"	11104574	5	400	

1/2-13

Length	Part No.	Pkg. Qty.	Case Qty.	UOM Per UM
1"	11104575	5	300	
1-1/4"	11104576	5	300	
1-1/2"	11104577	5	300	
2"	11104578	5	300	
2-1/2"	11104579	5	300	
3"	11104580	5	300	

18-8 Self Sealing Pan Head Phillips Machine Screw

SEELSKREWS®

- Head/Drive Style: Phillips Pan, Self-sealing.
- Fastener Material: 18-8 Stainless Steel.
- Finish: Plain, Passivated.
- O-ring Material: Silicone Rubber (Orange) *
- Temp. Range: -160° F to +500° F.
- Pressure Range: Up to 6,000 psi.
- Agency Listings: UL and CSA listed.

4-40

Length	Part No.	Pkg. Qty.	Case Qty.	UOM Per UM
1/4"	11104521	25	400	
5/16"	11104522	10	400	
3/8"	11104523	10	400	
7/16"	11104524	10	400	
1/2"	11104525	10	400	
5/8"	11104526	10	400	
3/4"	11104527	10	400	
7/8"	11104528	10	400	

6-32

Length	Part No.	Pkg. Qty.	Case Qty.	UOM Per UM
1/4"	11104529	25	400	
5/16"	11104530	10	400	
3/8"	11104531	10	400	
7/16"	11104532	10	400	
1/2"	11104533	10	400	
5/8"	11104534	10	400	
3/4"	11104535	10	400	
1"	11104536	10	400	

8-32

Length	Part No.	Pkg. Qty.	Case Qty.	UOM Per UM
3/8"	11104537	10	350	
7/16"	11104538	10	350	
1/2"	11104539	10	350	
5/8"	11104540	10	350	
3/4"	11104541	10	350	
1"	11104542	10	350	

10-32

Length	Part No.	Pkg. Qty.	Case Qty.	UOM Per UM
3/8"	11104543	10	350	
1/2"	11104544	10	350	
5/8"	11104545	10	350	
3/4"	11104546	10	350	
1"	11104547	10	350	

1/4-20

Length	Part No.	Pkg. Qty.	Case Qty.	UOM Per UM
1/2"	11104548	5	300	
3/4"	11104549	5	300	
1"	11104550	5	300	

18-8 Self Sealing Flat Washers With Silicone Seal

SEELOC® WASHERS

- Shape: Bonded
- Washer Material: 18-8 Stainless Steel
- Finish: Plain, Silicone Rubber-Backed
- Rubber Seal Color: Green
- Overall Thickness: 0.156" (5/32")
- Temp. Range: -160° F to +500° F.
- Pressure Range: Exceeds 100 psi int/ext.

Bolt Size	I.D.	O.D.	Part No.	Pkg. Qty.	Case Qty.	UOM Per UM
#8	0.175"	1"	11104503	5	500	
#10	0.200"	1"	11104504	5	500	
1/4	0.265"	1"	11104505	5	500	
5/16	0.325"	1"	11104506	5	500	
3/8	0.387"	1"	11104507	5	500	

Self Sealing Fasteners Cont.

18-8 Self Sealing Nuts

STAINLESS STEEL SEELNUTS®

- Nut Style: Hexnut, Self-sealing.
- Fastener Material: 18-8 Stainless Steel**
- Seal Material: Silicone Rubber (Orange) *
- Temp. Range: -160° F to +500° F.
- Thread Direction: Right-Hand Thread
- Pressure Range: Up to 6,000 psi.
- Agency Listings: UL and CSA listed.

Coarse Thread

Thread Size	Diameter	Thickness	Part No.	Pkg. Qty.	Case Qty.	UOM Per UM
6-32	0.138"	9/64"	11104508	5	500	
8-32	0.164"	5/32"	11104509	5	500	
10-24	0.190"	5/32"	11104510	5	500	
1/4-20	0.250"	7/32"	11104511	5	500	
5/16-18	0.313"	17/64"	11104512	5	500	
3/8-16	0.375"	21/64"	11104513	5	500	
1/2-13	0.500"	27/64"	11104514	5	500	

Fine Thread

Thread Size	Diameter	Thickness	Part No.	Pkg. Qty.	Case Qty.	UOM Per UM
10-32	0.190"	5/32"	11104516	5	500	
1/4-28	0.250"	7/32"	11104517	5	500	
5/16-24	0.313"	17/64"	11104518	5	500	
3/8-24	0.375"	21/64"	11104519	5	500	
1/2-20	0.500"	27/64"	11104520	5	500	
5/8-18	0.625"	35/64"	11104515	5	500	

Self Sealing Brass Nuts

SEELNUTS®

- Nut Style: Jam Hexnut, Self-sealing.
- Fastener Material: Brass *
- Finish: Nickel-Plated
- Seal Material: Silicone Rubber (Orange) *
- Temp. Range: -160° F to +500° F.
- Thread Direction: Right-Hand Thread
- Pressure Range: Up to 6,000 psi.
- Agency Listings: UL and CSA listed.

Coarse Thread

Thread Size	Diameter	Thickness	Part No.	Pkg. Qty.	Case Qty.	UOM Per UM
8-32	0.164"	7/32"	11104581	5	500	
1/4-20	0.250"	7/32"	11104582	5	500	
5/16-18	0.313"	7/32"	11104583	5	500	
3/8-16	0.375"	7/32"	11104584	5	500	
1/2-13	0.500"	7/32"	11104585	5	500	

Fine Thread

Thread Size	Diameter	Thickness	Part No.	Pkg. Qty.	Case Qty.	UOM Per UM
10-32	0.190"	7/32"	11104586	5	500	
1/4-28	0.250"	7/32"	11104587	5	500	
5/16-24	0.313"	7/32"	11104588	5	500	
3/8-24	0.375"	7/32"	11104589	5	500	
1/2-20	0.500"	7/32"	11104590	5	500	

Compression Springs

Compression Springs



Part No.	O.D.	Wire Dia.	Length	Size	Rate (lbs /in.)	Total Load (lbs.)	Coils	End Type	Material	Finish	UOM /Each
0166629	0.156	0.016	1.000	157-A	2.45	1.40	16.0	C	M	N	^—
0166630	0.156	0.016	1.375	157-B	1.72	1.40	22.0	C	M	N	—
0166631	0.156	0.016	1.750	157-C	1.43	1.40	26.0	C	M	N	—
0166632	0.156	0.028	1.000	158-A	30.09	6.70	16.0	C	M	N	—
0166633	0.156	0.028	1.375	158-B	21.07	6.70	22.0	C	M	N	—
0166634	0.156	0.028	1.750	158-C	16.20	6.70	28.0	C	M	N	—
0166635	0.187	0.012	1.000	152-A	0.46	0.32	14.0	C	M	N	—
0166636	0.187	0.012	1.375	152-B	0.33	0.31	19.0	C	M	N	—
0166637	0.187	0.012	1.750	152-C	0.29	0.36	21.0	C	M	N	—
0166638	0.187	0.014	1.000	153-A	0.76	0.49	16.0	C	M	N	—
0166639	0.187	0.014	1.375	153-B	0.56	0.49	21.0	C	M	N	—
0166640	0.187	0.014	1.750	153-C	0.43	0.49	27.0	C	M	N	—
0166641	0.187	0.020	1.000	154-A	3.53	1.97	16.0	C	M	N	—
0166642	0.187	0.020	1.375	154-B	2.47	1.92	22.0	C	M	N	—
0166643	0.187	0.020	1.750	154-C	2.15	2.24	25.0	C	M	N	—
0166644	0.187	0.023	1.000	155-A	8.29	3.33	13.0	C	M	N	—
0166645	0.187	0.023	1.375	155-B	5.36	3.33	19.0	C	M	N	—
0166646	0.187	0.023	1.750	155-C	3.65	3.33	27.0	C	M	N	—
0166647	0.187	0.028	1.000	156-A	16.91	5.72	15.0	C	M	N	—
0166648	0.187	0.028	1.375	156-B	9.99	5.72	24.0	C	M	N	—
0166649	0.187	0.028	1.750	156-C	8.79	5.72	27.0	C	M	N	—
0166650	0.218	0.016	1.000	159-A	1.04	0.69	13.0	C	M	N	—
0166651	0.218	0.016	1.375	159-B	0.76	0.69	17.0	C	M	N	—
0166652	0.218	0.016	1.750	159-C	0.60	0.69	21.0	C	M	N	—
0166653	0.218	0.018	1.000	160-A	1.71	1.09	13.0	C	M	N	—
0166654	0.218	0.018	1.375	160-B	1.18	1.04	18.0	C	M	N	—
0166655	0.218	0.018	1.750	160-C	0.79	0.84	26.0	C	M	N	—
0166656	0.218	0.023	1.000	161-A	4.93	2.84	13.0	C	M	N	—
0166657	0.218	0.023	1.375	161-B	3.62	2.88	17.0	C	M	N	—
0166658	0.218	0.023	1.750	161-C	2.86	2.88	21.0	C	M	N	—
0166659	0.218	0.028	1.000	162-A	10.73	4.98	14.0	C	M	N	—
0166660	0.218	0.028	1.375	162-B	7.58	4.98	19.0	C	M	N	—
0166661	0.218	0.028	1.750	162-C	6.13	4.98	23.0	C	M	N	—
0166662	0.25	0.020	1.000	151-A	1.72	1.05	13.0	C	M	N	—
0166663	0.25	0.020	1.375	151-B	1.26	1.09	17.0	C	M	N	—
0166664	0.25	0.020	1.750	151-C	0.90	0.97	23.0	C	M	N	—
0166665	0.25	0.023	1.250	#7	2.87	2.24	14.0	C	M	Z	—
0166666	0.281	0.028	1.375	#4	4.36	3.49	14.5	C	M	Z	—
0166667	0.312	0.023	1.500	#3	1.11	1.03	17.0	C	M	Z	—
0166668	0.312	0.031	1.375	#113	5.98	4.73	12.0	C	M	Z	—
0166669	0.312	0.035	1.500	#6	7.81	4.69	15.0	C	H	Z	—
0166670	0.312	0.041	1.250	#2	19.44	7.26	12.5	C	H	Z	—
0166671	0.312	0.041	1.625	#116	15.70	7.26	15.0	C	H	Z	—
0166672	0.312	0.047	2.000	#9	22.17	10.55	19.0	C	H	Z	—
0166673	0.343	0.041	1.000	#1	18.43	6.65	10.0	C	H	Z	—
0166674	0.343	0.047	1.500	#5	22.54	9.69	14.0	C	H	Z	—
0166675	0.375	0.025	1.500	#111	1.09	1.04	14.0	C	M	Z	—
0166676	0.375	0.028	1.500	#30	2.01	1.92	12.5	C	M	Z	—
0166677	0.375	0.041	1.750	#114	9.08	6.12	14.0	C	H	Z	—
0166678	0.375	0.047	2.000	#17	12.42	8.93	18.0	C	H	Z	—
0166679	0.375	0.062	2.250	#14	40.75	19.02	19.0	C	H	Z	—
0166680	0.406	0.047	2.000	#115	10.11	8.29	17.0	C	H	Z	—
0166681	0.406	0.047	2.750	#22	7.58	8.29	22.0	C	H	Z	—
0166682	0.406	0.062	1.750	#8	47.44	17.73	13.0	C	H	Z	—
0166683	0.437	0.035	1.875	#112	3.02	3.41	13.0	C	H	Z	—
0166684	0.437	0.041	2.250	#13	3.54	4.11	20.5	C	H	Z	—
0166685	0.437	0.054	2.000	#16	15.54	11.36	16.0	C	H	Z	—
0166686	0.468	0.054	2.500	#12	9.84	10.66	19.5	C	H	Z	—
0166687	0.5	0.047	2.000	#15	6.29	6.82	14.0	C	H	Z	—
0166688	0.5	0.047	3.000	#10	3.77	6.15	22.0	C	H	Z	—
0166689	0.5	0.062	2.500	#24	18.06	14.68	16.0	C	H	Z	—
0166690	0.5	0.072	2.750	#11	28.98	22.10	19.0	C	H	Z	—
0166691	0.563	0.072	1.375	#29	54.39	19.84	8.0	C	H	Z	—
0166692	0.593	0.054	3.000	#20	4.59	7.49	19.0	C	H	Z	—
0166693	0.625	0.054	2.750	#21	5.05	8.11	15.0	C	H	Z	—
0166694	0.625	0.080	2.500	#23	27.98	24.06	15.0	C	H	Z	—
0166695	0.625	0.080	3.000	#19	25.98	24.06	16.0	C	H	Z	—
0166696	0.625	0.105	2.375	#47	130.81	50.35	11.5	G	H	Z	—

Compression Springs, Extension Springs

Compression Springs Cont.

Compression Springs



Part No.	O.D.	Wire Dia.	Length	Size	Rate (lbs /in.)	Load (lbs.)	Total Coils	End Type	Material	Finish	UOM /Each
0166697	0.625	0.120	2.750	#51	165.32	71.87	16.0	G	H	Z	—
0166698	0.688	0.047	3.000	#18	1.9	3.56	16.0	C	H	Z	—
0166699	0.688	0.091	1.250	#28	102.95	31.34	6.5	C	H	Z	—
0166700	0.688	0.105	4.000	#35	48.99	46.26	20.0	G	H	Z	—
0166701	0.750	0.080	2.000	#66	19.58	15.97	12.0	C	H	Z	—
0166702	0.750	0.091	3.125	#44	29.95	28.95	13.5	G	H	Z	—
0166703	0.750	0.091	3.500	#40	24.6	28.95	16.0	G	H	Z	—
0166704	0.750	0.105	2.500	#48	63.22	42.81	12.3	G	H	Z	—
0166705	0.750	0.135	2.500	#50	205.27	84.24	12.0	G	H	Z	—
0166706	0.750	0.135	3.500	#41	157.9	84.24	15.0	G	H	Z	—
0166707	0.781	0.120	1.625	#64	172.02	59.29	8.0	G	H	Z	—
0166708	0.812	0.105	2.250	#69	59.57	39.81	10.3	G	H	Z	—
0166709	0.812	0.120	1.875	#65	138.39	57.26	8.5	G	H	Z	—
0166710	0.812	0.120	2.250	#70	112.44	57.26	10.0	G	H	Z	—
0166711	0.812	0.135	3.750	#37	118.37	78.66	15.0	G	H	Z	—
0166712	0.812	0.162	1.375	#63	901.3	127.6	6.0	G	H	Z	—
0166713	0.875	0.091	0.875	#26	88.94	25.07	4.3	C	H	Z	—
0166714	0.875	0.091	3.000	#55	18.6	25.07	13.0	G	H	Z	—
0166715	0.875	0.105	3.000	#56	38.27	37.16	12.0	G	H	Z	—
0166716	0.875	0.120	2.000	#68	110.82	53.51	8.3	G	H	Z	—
0166717	0.875	0.135	2.500	#49	124.03	73.64	11.5	G	H	Z	—
0166718	0.875	0.148	2.750	#52	199.44	94.28	11.0	G	H	Z	—
0166719	0.906	0.105	2.750	#53	37.78	35.98	11.0	G	H	Z	—
0166720	0.938	0.080	2.000	#67	15.54	16.42	8.0	C	H	Z	—
0166721	0.938	0.148	4.000	#36	107.6	88.7	15.0	G	H	Z	—
0166722	1.000	0.120	2.500	#71	54.68	47.34	10.0	G	H	Z	—
0166723	1.000	0.120	3.000	#57	46.04	47.34	11.5	G	H	Z	—
0166724	1.000	0.120	3.500	#39	39.76	47.34	13.0	G	H	Z	—
0166725	1.000	0.162	3.500	#38	152.95	106.88	13.0	G	H	Z	—
0166726	1.250	0.148	3.000	#58	73.62	68.32	9.0	G	H	Z	—
0166727	1.250	0.148	4.000	#34	57.26	68.32	11.0	G	H	Z	—
0166728	1.375	0.177	2.750	#54	126.25	101.92	8.5	G	H	N	—

End Type	Material Type	Finish Type
C=Closed Not Grounded	M=Music Wire	N=None
G=Closed And Grounded	H=Harddrawn MB	Z=Zinc Plated

Extension Springs

Extension Springs

Part No.	O.D.	Wire Dia.	Length	Size	Rate (lbs /in.)	Initial Load (lbs.)	Initial Tension (lbs.)	End Style	End Type	Material	Finish	UOM /Each
0166729	0.140	0.016	1.5	163-A	0.66	0.99	0.21	C	L	M	N	^—
0166730	0.140	0.016	1.875	163-B	0.50	0.99	0.21	C	L	M	N	—
0166731	0.140	0.016	2.5	163-C	0.36	0.99	0.21	C	L	M	N	—
0166732	0.156	0.020	1.5	164-A	1.57	1.67	0.40	C	L	M	N	—
0166733	0.156	0.020	1.875	164-B	1.19	1.67	0.40	C	L	M	N	—
0166734	0.156	0.020	2.5	164-C	0.84	1.67	0.40	C	L	M	N	—
0166735	0.187	0.015	1.5	165-A	0.19	0.63	0.08	C	L	M	N	—
0166736	0.187	0.015	1.875	165-B	0.14	0.63	0.08	C	L	M	N	—
0166737	0.019	0.015	2.5	165-C	0.10	0.63	0.08	C	L	M	N	—
0166738	0.187	0.016	1.5	166-A	0.27	0.75	0.11	C	L	M	N	—
0166739	0.187	0.016	1.875	166-B	0.20	0.75	0.11	C	L	M	N	—
0166740	0.187	0.016	2.5	166-C	0.14	0.75	0.11	C	L	M	N	—
0166741	0.187	0.025	1.5	167-A	3.00	2.62	0.68	C	L	M	N	—
0166742	0.187	0.025	1.875	167-B	2.24	2.62	0.68	C	L	M	N	—
0166743	0.187	0.025	2.5	167-C	1.57	2.62	0.68	C	L	M	N	—
0166744	0.218	0.016	1.5	168-A	0.17	0.65	0.08	C	L	M	N	—
0166745	0.218	0.016	1.875	168-B	0.13	0.65	0.08	C	L	M	N	—
0166746	0.218	0.016	2.5	168-C	0.09	0.65	0.08	C	L	M	N	—
0166747	0.218	0.020	1.5	169-A	0.57	1.22	0.20	C	L	M	N	—
0166748	0.218	0.020	1.875	169-B	0.42	1.22	0.20	C	L	M	N	—
0166749	0.218	0.020	2.5	169-C	0.29	1.22	0.20	C	L	M	N	—
0166750	0.218	0.023	1.5	170-A	1.20	1.80	0.36	C	L	M	N	—
0166751	0.218	0.023	1.875	170-B	0.88	1.80	0.36	C	L	M	N	—
0166752	0.218	0.023	2.5	170-C	0.61	1.80	0.36	C	L	M	N	—
0166753	0.218	0.023	5	#108	0.27	1.80	0.36	C	L	M	Z	^—
0166754	0.218	0.025	3.25	#308	0.70	2.27	0.51	C	L	M	Z	—
0166755	0.250	0.015	1.5	171-A	0.09	0.47	0.04	C	L	M	N	—
0166756	0.250	0.015	1.875	171-B	0.06	0.47	0.04	C	L	M	N	—
0166757	0.250	0.015	2.5	171-C	0.04	0.47	0.04	C	L	M	N	—
0166758	0.250	0.020	1.5	172-A	0.39	1.07	0.15	C	L	M	N	—
0166759	0.250	0.020	1.875	172-B	0.80	1.07	0.15	C	L	M	N	—
0166760	0.250	0.020	2.5	172-C	0.19	1.07	0.15	C	L	M	N	—
0166761	0.250	0.023	1.5	173-A	0.81	1.58	0.27	C	L	M	N	—
0166762	0.250	0.023	1.875	173-B	0.59	1.58	0.27	C	L	M	N	—
0166763	0.250	0.023	2.5	173-C	0.40	1.58	0.27	C	L	M	N	—
0166764	0.250	0.025	3.25	#309	0.45	2.00	0.39	C	L	M	Z	—
0166765	0.250	0.028	3	#110	0.91	2.74	0.61	C	L	M	Z	—
0166766	0.250	0.028	6	#85	0.41	2.74	0.61	C	L	M	Z	—
0166767	0.250	0.031	5	#149	0.88	3.64	0.91	C	L	M	Z	—
0166768	0.250	0.035	2.312	#301	4.28	4.11	1.46	C	L	H	Z	—
0166769	0.281	0.016	1.5	174-A	0.09	0.51	0.04	C	L	M	N	—
0166770	0.281	0.016	1.875	174-B	0.06	0.51	0.04	C	L	M	N	—
0166771	0.281	0.016	2.5	174-C	0.04	0.51	0.04	C	L	M	N	—
0166772	0.281	0.025	1.5	175-A	0.92	1.79	0.30	C	L	M	N	—
0166773	0.281	0.025	1.875	175-B	0.65	1.79	0.30	C	L	M	N	—
0166774	0.281	0.025	2.5	175-C	0.44	1.79	0.30	C	L	M	N	—
0166775	0.281	0.025	3.375	#312	0.30	1.79	0.30	C	L	M	Z	—
0166776	0.281	0.028	3.25	#310	0.57	2.46	0.48	C	L	M	Z	—
0166777	0.281	0.035	6	#84	0.94	3.69	1.17	C	L	H	Z	—
0166778	0.297	0.041	4.25	#86	2.75	5.42	1.95	C	L	H	Z	—
0166779	0.312	0.020	1.5	176-A	0.22	0.86	0.08	C	L	M	N	—
0166780	0.312	0.020	1.875	176-B	0.15	0.86	0.08	C	L	M	N	—
0166781	0.312	0.020	2.5	176-C	0.10	0.86	0.08	C	L	M	N	—
0166782	0.312	0.023	1.5	178-A	0.45	1.28	0.16	C	L	M	N	—
0166783	0.312	0.023	1.875	178-B	0.31	1.28	0.16	C	L	M	N	—
0166784	0.312	0.023	2.5	178-C	0.21	1.28	0.16	C	L	M	N	—
0166785	0.312	0.025	1.5	177-A	0.70	1.62	0.23	C	L	M	N	—
0166786	0.312	0.025	1.875	177-B	0.48	1.62	0.23	C	L	M	N	—
0166787	0.312	0.025	2.5	177-C	0.32	1.62	0.23	C	L	M	N	—
0166788	0.312	0.028	3	#109	0.46	2.22	0.38	C	L	M	Z	—
0166789	0.312	0.031	5	#314	0.43	2.95	0.58	C	L	M	Z	—
0166790	0.312	0.035	5	#315	0.82	3.35	0.96	C	L	H	Z	—
0166791	0.312	0.041	1.125	LOCK	9.51	2.44	1.78	C	L	B	N	—
0166792	0.120	0.041	4	#104	2.51	5.18	1.78	C	L	H	Z	—
0166793	0.343	0.025	1.5	179-A	0.55	1.48	0.18	C	L	M	N	—
0166794	.343"	.025"	1.875	179-B	0.38	1.48	0.18	C	L	M	N	—
0166795	.343"	.025"	2.5	179-C	0.24	1.48	0.18	C	L	M	N	—
0166796	.343"	.025"	4.5	#307	0.12	1.48	0.18	C	L	M	N	—
0166797	0.343	0.028	1.500	180-A	1.01	2.03	0.31	C	L	M	N	—
0166798	0.343	0.028	1.875	180-B	0.68	2.03	0.31	C	L	M	N	—
0166799	0.343	0.028	2.500	180-C	0.44	2.03	0.31	C	L	M	N	—
0166800	0.343	0.035	2.750	#303	1.27	3.06	0.79	C	L	H	Z	—
0166801	0.375	0.028	4.500	#305	0.16	1.86	0.25	C	L	M	Z	—
0166802	0.375	0.031	4.500	#107	0.27	2.48	0.39	C	L	M	Z	—
0166803	0.375	0.035	2.500	#311	1.12	2.82	0.65	C	L	H	Z	—
0166804	0.375	0.035	4.000	#150	0.60	2.82	0.65	C	L	H	Z	—
0166805	0.375	0.041	3.750	#87	1.51	4.37	1.26	C	L	H	Z	—
0166806	0.375	0.041	6.000	#83	0.86	4.37	1.26	C	L	H	Z	—
0166807	0.375	0.047	4.500	#105	2.52	6.38	2.14	C	L	H	Z	—
0166808	0.406	0.035	4.500	#306	0.40	2.61	0.54	C	L	H	Z	—
0166809	0.437	0.028	4.500	#304	0.10	1.61	0.16	C	L	M	Z	—
0166810	0.437	0.035	2.750	#88	0.63	2.43	0.46	C	L	H	Z	—
0166811	0.437	0.041	4.500	#106	0.75	3.78	0.90	C	L	H	Z	—
0166812	0.437	0.062	6.000	#82	4.73	11.86	4.69	M	L	H	Z	—
0166813	0.468	0.041	4.500	#302	0.61	3.54	0.77	C	L	H	Z	—
0166814	0.500	0.062	4.500	#92	4.25	10.48	3.65	M	L	H	Z	—
0166815	0.500	0.072	5.000	#94	8.49	15.79	6.49	M	L	H	Z	—
0166816	0.531	0.080	1.875	COT	53.49	19.92	8.69	M	H	H	Z	—
0166817	0.531	0.091	3.500	#80	40.31	28.21	14.08	M	L	H	Z	—
0166818	0.563	0.047	4.000	#91	0.85	4.35	0.91	C	L	H	Z	—
0166819	0.563	0.072	5.000	#95	5.75	14.17	5.22	M	L	H	Z	—
0166820	0.563	0.091	3.250	#81	36.86	26.81	12.73	M	L	H	Z	—
0166821	0.625	0.080	6.500	#99	5.31	17.18	6.45	M	L	H	Z	—
0166822	0.688	0.072	5.000	#96	3.05	11.76	3.51	M	L	H	Z	—
0166823	0.688	0.080	5.500	#97	0.78	15.72	5.36	M	L	H	Z	—
0166824	0.688	0.091	4.750	#93	11.62	22.39	8.87	M	L	H	Z	—
0166825	0.750	0.062	3.500	#79	1.75	7.15	1.54	M	L	H	Z	—
0166826	0.750	0.062	4.500	#75	1.22	7.15	1.54	M	L	H	Z	—

Extension Springs Cont.

Part No.	O.D.	Wire Dia.	Length	Size	Rate (lbs /in.)	Load (lbs.)	Initial Tension (lbs.)	End Style	End Type	Material	Finish	UOM /Each
0166827	0.750	0.091	6.500	#100	5.93	20.68	7.54	M	L	H	Z	^—
0166828	0.750	0.105	2.250	#316	65.11	30.58	13.12	M	H	H	Z	—
0166829	0.750	0.105	2.437	#317	54.26	30.58	13.12	M	H	H	Z	—
0166830	0.750	0.105	2.625	#318	46.51	30.58	13.12	M	H	H	Z	—
0166831	0.750	0.105	2.875	#319	40.70	30.58	13.12	M	H	H	Z	—
0166832	0.750	0.105	3.125	#89	36.18	30.58	13.12	M	H	H	Z	—
0166833	0.750	0.105	3.750	#77	27.13	30.58	13.12	M	H	H	Z	—
0166834	0.812	0.120	4.000	#76	40.55	40.90	18.89	M	L	H	Z	—
0166835	0.875	0.091	3.500	#78	8.88	17.90	5.54	M	L	H	Z	—
0166836	0.875	0.091	6.000	#98	4.05	17.90	5.54	M	L	H	Z	—
0166837	1.000	0.105	7.500	#102	4.34	23.43	7.52	M	L	H	Z	—
0166838	1.062	0.105	7.000	#101	3.05	22.13	6.63	M	L	H	Z	—
0166839	1.125	0.091	7.500	#103	1.42	14.10	3.16	M	L	H	Z	—

End Style	End Type	Material Type	Finish Type
C=Crossover	L=Loop	M=Music Wire	N=None
M=Machine	H=Hook	H=Harddrawn MB	Z=Zinc Plated

Washer Grommets

Prevent fraying of fabric openings along with providing a strong passageway for ropes and wires.

Part No.	Size	Description	Hole Size	Flange Dia.	Length Under Flange	Max. Thickness	UOM /Ea
11102965	#00	Plain Washer Brass	3/16"	0.425"	0.135"	0.063"	^—
11102966	#0	Plain Washer Brass	1/4"	0.545"	0.175"	0.102"	—
11102967	#1	Plain Washer Brass	9/32"	0.687"	0.185"	0.110"	—
11102968	#2	Plain Washer Brass	3/8"	0.815"	0.215"	0.140"	—
11102969	#3	Plain Washer Brass	7/16"	0.970"	0.295"	0.219"	—
11102970	#4	Plain Washer Brass	1/2"	1.05"	0.374"	0.298"	—
11102971	#5	Plain Washer Brass	5/8"	1.22"	0.330"	0.254"	—
11102972	#6	Plain Washer Brass	13/16"	1.75"	0.232"	0.149"	—
11102973	#00	Plain Washer Nickel Brass	3/16"	0.425"	0.135"	0.063"	—
11102974	#0	Plain Washer Nickel Brass	1/4"	0.545"	0.175"	0.102"	—
11102975	#1	Plain Washer Nickel Brass	9/32"	0.687"	0.185"	0.110"	—
11102976	#2	Plain Washer Nickel Brass	3/8"	0.815"	0.215"	0.140"	—
11102977	#3	Plain Washer Nickel Brass	7/16"	0.970"	0.295"	0.219"	—
11102978	#4	Plain Washer Nickel Brass	1/2"	1.05"	0.374"	0.298"	—
11102979	#5	Plain Washer Nickel Brass	5/8"	1.22"	0.330"	0.254"	—
11102980	#6	Plain Washer Nickel Brass	13/16"	1.75"	0.232"	0.149"	—
11102981	#0	Plain Washer 305 Stainless Steel	1/4"	0.545"	0.175"	0.102"	—
11102982	#1	Plain Washer 305 Stainless Steel	9/32"	0.687"	0.185"	0.110"	—
11102983	#2	Plain Washer 305 Stainless Steel	3/8"	0.815"	0.215"	0.140"	—
11102984	#4	Plain Washer 305 Stainless Steel	1/2"	1.05"	0.374"	0.298"	—

Teeth Grommets

The teeth grip fabric to prevent loosening and rotation. Ideal for canvas and other heavy materials.

Part No.	Size	Description	Hole Size	Flange Dia.	Length Under Flange	Max. Thickness	UOM /Ea
11102985	#0	Teeth Washer Brass	1/4"	0.545"	0.175"	0.101"	^—
11102986	#1	Teeth Washer Brass	9/32"	0.687"	0.185"	0.108"	—
11102987	#2	Teeth Washer Brass	3/8"	0.815"	0.215"	0.141"	—
11102988	#3	Teeth Washer Brass	7/16"	0.970"	0.295"	0.219"	—
11102989	#4	Teeth Washer Brass	1/2"	1.05"	0.374"	0.295"	—
11102990	#5	Teeth Washer Brass	5/8"	1.22"	0.330"	0.251"	—

Rolled Rim Grommets

Rolled rim on both the washer and the grommet permit the teeth of the washer to fit securely into the rim of the grommet. This ensures the best possible grip on the material.

Part No.	Size	Description	Hole Size	Flange Dia.	Length Under Flange	UOM /Ea
11102991	#0	Spur Washer Brass	9/32"	0.670"	0.175"	^—
11102992	#1	Spur Washer Brass	13/32"	0.790"	0.205"	—
11102993	#2	Spur Washer Brass	7/16"	0.890"	0.255"	—
11102994	#3	Spur Washer Brass	15/32"	0.970"	0.255"	—
11102995	#4	Spur Washer Brass	9/16"	1.12"	0.320"	—
11102996	#5	Spur Washer Brass	5/8"	1.285"	0.380"	—
11102997	#6	Spur Washer Brass	3/4"	1.535"	0.420"	—
11102998	#7	Spur Washer Brass	29/32"	1.725"	0.446"	—
11102999	#8	Spur Washer Brass	1-3/32"	1.865"	0.465"	—
11103000	#10	Spur Washer Brass	1-1/2"	2.390"	0.355"	—
11103001	#0	Spur Wash. Nickel-plated Brass	9/32"	0.670"	0.175"	—
11103002	#1	Spur Wash. Nickel-plated Brass	13/32"	0.790"	0.250"	—
11103003	#2	Spur Wash. Nickel-plated Brass	7/16"	0.890"	0.255"	—
11103004	#3	Spur Wash. Nickel-plated Brass	15/32"	0.970"	0.255"	—
11103005	#4	Spur Wash. Nickel-plated Brass	9/16"	1.12"	0.320"	—
11103006	#5	Spur Wash. Nickel-plated Brass	5/8"	1.285"	0.380"	—
11103007	#6	Spur Wash. Nickel-plated Brass	3/4"	1.535"	0.420"	—
11103008	#7	Spur Wash. Nickel-plated Brass	29/32"	1.725"	0.446"	—
11103009	#8	Spur Wash. Nickel-plated Brass	1-3/32"	1.865"	0.465"	—
11103010	#10	Spur Wash. Nickel-plated Brass	1-1/2"	2.390"	0.355"	—
11103011	#0	Long Rolled Rim Spur Wash. Stainless Steel	9/32"	0.670"	0.240"	—
11103012	#0	Spur Washer Stainless Steel	9/32"	0.670"	0.240"	—
11103013	#2	Spur Washer Stainless Steel	7/16"	0.890"	0.255"	—
11103014	#4	Spur Washer Stainless Steel	9/16"	1.12"	0.320"	—

If its not on our shelf...we'll make it!
Ask the local store to quote your threaded and machined parts.

Extension Springs, Assortments, Knobs & Handles

Extension Springs Cont.

Grommet Tools

Part No.	Size	Description	Material	UOM /Ea
11103764	#00	Inserting Die for Washer & Teeth Type Grommets	Malleable Iron, Hardened	^—
11103765	#0	Inserting Die for Washer & Teeth Type Grommets	Malleable Iron, Hardened	—
11103766	#1	Inserting Die for Washer & Teeth Type Grommets	Malleable Iron, Hardened	—
11103767	#2	Inserting Die for Washer & Teeth Type Grommets	Malleable Iron, Hardened	—
11103768	#3	Inserting Die for Washer & Teeth Type Grommets	Malleable Iron, Hardened	—
11103769	#4	Inserting Die for Washer & Teeth Type Grommets	Malleable Iron, Hardened	—
11103770	#5	Inserting Die for Washer & Teeth Type Grommets	Malleable Iron, Hardened	—
11103771	#6	Inserting Die for Washer & Teeth Type Grommets	Malleable Iron, Hardened	—
11103772	#0	Inserting Die for Spur Type Grommets	Malleable Iron, Hardened	—
11103773	#1	Inserting Die for Spur Type Grommets	Malleable Iron, Hardened	—
11103774	#2	Inserting Die for Spur Type Grommets	Malleable Iron, Hardened	—
11103775	#3	Inserting Die for Spur Type Grommets	Malleable Iron, Hardened	—
11103776	#4	Inserting Die for Spur Type Grommets	Malleable Iron, Hardened	—
11103777	#5	Inserting Die for Spur Type Grommets	Malleable Iron, Hardened	—
11103778	#6	Inserting Die for Spur Type Grommets	Malleable Iron, Hardened	—
11103779	#7	Inserting Die for Spur Type Grommets	Malleable Iron, Hardened	—
11103780	#8	Inserting Die for Spur Type Grommets	Malleable Iron, Hardened	—
11103781	#10	Inserting Die for Spur Type Grommets	Malleable Iron, Hardened	—
11103782	#00	Hole Cutter	Forged Steel,Side Type Hole Punch	—
11103783	#0	Hole Cutter	Forged Steel,Side Type Hole Punch	—
11103784	#1	Hole Cutter	Forged Steel,Side Type Hole Punch	—
11103785	#2	Hole Cutter	Forged Steel,Side Type Hole Punch	—
11103786	#3	Hole Cutter	Forged Steel,Side Type Hole Punch	—
11103787	#4	Hole Cutter	Forged Steel,Side Type Hole Punch	—
11103788	#5	Hole Cutter	Forged Steel,Side Type Hole Punch	—
11103789	#6	Hole Cutter	Forged Steel,Side Type Hole Punch	—
11103790	#7	Hole Cutter	Forged Steel,Side Type Hole Punch	—
11103791	#8	Hole Cutter	Forged Steel,Side Type Hole Punch	—
11103792	#10	Hole Cutter	Forged Steel,Side Type Hole Punch	—

Assortments

#1 Compression and Extension Spring Assortments

Part No.	Description	Vendor No.
0166840	#1 Compression and Extension Spring Assortments	A0001

Refill for #1 Assortment

Part No.	Description	Vendor No.
0166846	Refill for #1 Assortment	A001R

#5 Compression and Extension Spring Assortments

Part No.	Description	Vendor No.
0166841	#5 Compression and Extension Spring Assortments	A0005

Compression Spring Assortments

Part No.	Qty.	No. of Pieces	O.D.	Length	Wire Dia.	Container	W	H	D	Weight	UOM
0166847	126	42	.156" - .375"	1.000-1.750	.012-.041	Plastic Tray	11.0	1.8	1.8	1.3	^—
0166849	47	47	.120-1.468	11.000	.025-.115	Cardboard Box	12.0	5.5	9.3	5.2	—
0166842	96	16	.250" - .437"	1.000-2.500	.023-.062	Plastic Tray	13.5	2.3	9.5	2.2	—
0166843	64	16	.500" - .750"	1.250-4.000	.047-.105	Plastic Tray	13.5	2.3	9.5	3.9	—

Extension Spring Assortments

Part No.	Qty.	No. of Pieces	O.D.	Length	Wire Dia.	Container	W	H	D	Weight	UOM
0166848	126	54	.141" - .343"	1.500-2.500	.015-.028	Plastic Tray	11.0	1.8	6.8	1.7	^—
0166850	58	58	.125" - 1.000"	11.000	.013-.105	Cardboard Box	11.8	3.0	9.3	8.4	—
0166844	76	19	.250" - .437"	2.750-6.000	.025-.062	Plastic Tray	13.5	2.3	9.5	2.2	—
0166845	48	12	.500" - .750"	2.000-6.500	.047-.105	Plastic Tray	13.5	2.3	9.5	2.2	—

Knobs & Handles

Ball Knobs
Black Phenolic

Part No.	Diameter	Height	Hub Diameter	Size	Depth	UOM /Ea
Molded Threads						
Brass Female Insert						
11101534	1-1/4"	1-1/2"	17/32"	1/4-20	3/8"	—
11101535	1-1/4"	1-1/4"	17/32"	5/16-18	1/2"	—
11101532	1-1/4"	1-1/4"	17/32"	1/4-20	3/8"	—
11101536	1"	15/16"	1/2"	1/4-20	3/8"	—
11101537	1"	15/16"	1/2"	3/8-16	1/2"	—
11101538	1"	15/16"	1/2"	5/16-18	1/2"	—
11101540	1-3/8"	1-5/16"	5/8"	1/4-20	3/8"	—
11101541	1-3/8"	1-5/16"	5/8"	5/16-18	1/2"	—
11101542	1-3/8"	1-5/16"	5/8"	3/8-16	1/2"	—
11101543	25/32"	47/64"	3/8"	1/4-20	3/8"	—

Knobs & Handles Cont.

Champion Knobs
Black

Part No.	Style	Diameter	Height	Hub Diameter	Size	Depth	Material	UOM /Each
Brass Female Inserts								
11101380	Bar	2-1/4"	1-7/16"	3/4"	1/4-20	1/2"	Polypropylene	—
11101381	Bar	2-1/4"	1-7/16"	3/4"	5/16-18	1/2"	Polypropylene	—
11101382	Bar	2-1/4"	1-7/16"	3/4"	3/8-16	1/2"	Polypropylene	—
11101392	Bar	2"	1-1/8"	3/4"	1/4-20	3/8"	Phenolic	—
11101393	Bar	2"	1-1/8"	3/4"	5/16-18	1/2"	Phenolic	—
11101397	Bar	3"	1-11/64"	25/32"	1/4-20	1/2"	Polypropylene	—
11101398	Bar	3"	1-11/64"	25/32"	5/16-18	1/2"	Polypropylene	—
11101399	Bar	3"	1-11/64"	25/32"	3/8-16	1/2"	Polypropylene	—
11101407	Bar	3-1/2"	1-1/8"	15/16"	5/16-18	3/4"	Nylon	—
11101402	Bar	3-1/2"	1-1/8"	15/16"	3/8-16	1/2"	Polypropylene	—
11101408	5 Arm	2-1/4"	25/32"	27/32"	1/4-20	3/8"	Polypropylene	—
11101409	5 Arm	2-1/4"	25/32"	27/32"	5/16-18	1/2"	Polypropylene	—
11101410	5 Arm	2-1/4"	51/64"	27/32"	3/8-16	1/2"	20% Talc Filled Polypropylene	—
11101423	4 Arm	1-1/2"	1"	5/8"	1/4-20	3/8"	Phenolic	—
11101428	4 Arm	1-1/2"	1"	5/8"	5/16-18	1/2"	Phenolic	—
11101429	4 Arm	1-1/2"	1"	5/8"	3/8-16	1/2"	Phenolic	—
11101432	4 Arm	2"	1"	7/8"	5/16-18	1/2"	Phenolic	—
11101433	4 Arm	2"	1"	7/8"	3/8-16	1/2"	Phenolic	—
11101499	Round Grip	7/8"	5/8"	5/8"	1/4-20	3/8"	Phenolic	—
11101502	Round Grip	1-3/4"	3/4"	3/4"	5/16-18	1/2"	Phenolic	—
11101507	Round Grip	1-1/4"	3/4"	5/8"	1/4-20	3/8"	Phenolic	—
11101512	Round Grip	1-1/2"	1"	11/16"	5/16-18	1/2"	Phenolic	—
11101513	Round Grip	1-1/2"	3/4"	11/16"	1/4-20	3/8"	Phenolic	—
11101518	Round Grip	2-1/2"	1-5/16"	1-1/4"	3/8-16	1/2"	Phenolic	—
11101519	Round Grip	2-1/2"	1-5/16"	1-1/4"	5/16-18	1/2"	Phenolic	—
11101555	3 Arm	1-1/8"	3/4"	1/2"	1/4-20	3/8"	Phenolic	—
11101563	3 Arm	1-1/2"	7/8"	5/8"	5/16-18	1/2"	Phenolic	—
11101564	3 Arm	1-1/2"	7/8"	5/8"	1/4-20	3/8"	Phenolic	—
11101573	3 Arm	2"	1"	3/4"	5/16-18	1/2"	Phenolic	—
Brass Thru-Hole								
11101389	Bar	1-1/8"	23/32"	1/2"	1/4-20	3/8"	Nylon	—
11101424	4 Arm	1-1/2"	1"	5/8"	1/4-20	3/8"	Phenolic	—
11101425	4 Arm	1-1/2"	1"	5/8"	5/16-18	1/2"	Phenolic	—

Pointer Knobs
8-32 Slotted Zinc Plated Steel
Black Phenolic

Part No.	Diameter	Height	Hub Diameter	Thread	Depth	UOM /Ea
Brass Bushings						
11101472	1-5/8"	5/8"	1-21/32"	1/4"	35/64"	—
11101474	7/8"	1/2"	1"	1/4"	7/16"	—
11101476	1-1/2"	3/4"	No Hub	1/4"	7/16"	—
11101477	1-1/4"	5/8"	No Hub	1/4"	1/2"	—
Plain Molded Hole						
11101473	1-1/4"	5/8"	1-9/32"	1/4"	17/32"	—
11101475	1-1/2"	3/4"	No Hub	1/4"	5/8"	—

Machine Screws

Machine screws come in a number of different head styles to fit a number of different needs and applications.

Slotted Drive

Phillips Drive

Binder Head Screws: Feature a larger bearing surface than pan head screws, binder head screws are ideal for creating a good connection in electrical applications. Length is measured from under the head.

Hex Head Screws: Install or remove with socket, length is measured from under the head.

Fillister Head Screws: Maximize driving power by combining the greatest head height and the smallest head diameter you can get in a machine screw. Length is measured from under the head.

Round Head Screws: The head protrudes above the material surface, length is measured from under the head.

Oval Head Screws: Protrudes slightly above the material surface in countersunk holes, head angle is 82°. Length is measured from the edge of the head.

Pan Head Screws: Offers low clearance from the low profile, large diameter head, length is measured from under the head.



Flat Head Screws: Provides a flush surface in countersunk holes, head angle is 82°. Length is measured from the top of the head.

Truss Head Screws: Also knows as *oven head* or *stove head* screws, Truss Head Screws have the largest head diameter of all machine screw head styles. Ideal for use in enlarged holes. Truss Heads have a low, rounded top with flat bearing surface, length is measured from under the head.

2-56 Pan Head Screws

Length	Pkg. Qty.	Case Qty.	Slotted Zinc Part No.	Slotted Zinc UOM /100	Phillips Zinc Part No.	Phillips Zinc UOM /100
1/8	100	1000	27003	^—	28503	^—
3/16	100	1000	27008	—	28508	—
1/4	100	1000	27013	—	28513	—
5/16	100	1000	27019	—	28519	—
3/8	100	1000	27025	—	28525	—
7/16	100	1000	27031	—	28531	—
1/2	100	1000	27036	—	28536	—
5/8	100	1000	27042	—	28542	—
3/4	100	1000	27048	—	28548	—
7/8	100	1000	27054	—	28554	—
1	100	1000	28056	—		

If its not on our shelf...we'll make it!
Ask the local store to quote your threaded and machined parts.

Machine Screws

Machine Screws Cont.

2-56 Flat Head Screws

Length	Pkg. Qty.	Flat Slotted Part No.	Flat Slotted UOM /100	Flat Phillips Part No.	Flat Phillips UOM /100
1/8	100	27830	^—		
3/16	100	27832	—	29332	—
1/4	100	27834	—	29334	—
3/8	100			29338	—
1/2	100	27842	—	29342	—
3/4	100	27846	—	29346	—
1	100	27849	—	29349	—

2-56 Round Head Screws

Length	Pkg. Qty.	Round Slotted Part No.	Round Slotted UOM /100	Round Phillips Part No.	Round Phillips UOM /100
1/8	100	27002	^—	28502	^—
1/4	100	27012	—	28512	—
5/16	100	27018	—	28518	—
3/8	100	27024	—	28524	—
1/2	100	27035	—	28535	—
5/8	100	27041	—	28541	—
3/4	100	27047	—	28547	—
7/8	100	27053	—	28553	—
1	100	27058	—	28558	—

3-48 Pan Head Screws

Length	Pkg. Qty.	Pan Phillips Part No.	Pan Phillips UOM /100
5/16	100	28576	^—
7/16	100	28586	—
7/8	100	28606	—
1	100	28611	—

4-40 Round and Pan Head Screws

Length	Pkg. Qty.	Round Slotted Zinc Part No.	Round Slotted Zinc UOM /100	Round Phillips Zinc Part No.	Round Phillips Zinc UOM /100	Pan Slotted Zinc Part No.	Pan Slotted Zinc UOM /100	Pan Phillips Zinc Part No.	Pan Phillips Zinc UOM /100	Pan Phillips Black Oxide Part No.	Pan Phillips Black Oxide UOM /100
1/8	100	27120	^—	28620	^—	27121	^—	28621	^—		
3/16	100	27125	—	28625	—	27126	—	28626	—	0148786	—
1/4	100	27130	—	28630	—	27131	—	28631	—	0148787	—
5/16	100	27136	—	28636	—	27137	—	28637	—	0148788	—
3/8	100	27142	—	28642	—	27143	—	28643	—	0148789	—
7/16	100	27148	—	28648	—	27149	—	28649	—	0148790	—
1/2	100	27154	—	28654	—	27155	—	28655	—	0148791	—
9/16	100							28657	—	0148792	—
5/8	100	27160	—	28660	—	27161	—	28661	—	0148793	—
3/4	100	27166	—	28666	—	27167	—	28667	—	0148795	—
7/8	100	27172	—	28672	—	27173	—	28673	—	0148796	—
1	100	27178	—	28678	—	27179	—	28679	—	0148797	—
1-1/8	100							28681	—		
1-1/4	100	27184	—	28684	—	27185	—	28685	—		
1-3/8	100							28687	—		
1-1/2	100	27188	—	28688	—	27189	—	28689	—		
1-3/4	100					27193	—	28691	—		
2	100					27194	—	28692	—		

4-40 Binder, Hex Washer, and Fillister Head Screws

Length	Pkg. Qty.	Binder Zinc Slotted Part No.	Binder Zinc Slotted UOM /100	Fillister Zinc Slotted Part No.	Fillister Zinc Slotted UOM /100	HWH Zinc Slotted Part No.	HWH Zinc Slotted UOM /100
1/8	100	27124	^—	27123	^—		
3/16	100	27129	—	27128	—		
1/4	100	27134	—	27133	—	27135	—
5/16	100	27140	—	27139	—	27141	—
3/8	100	27146	—	27145	—	27147	—
7/16	100	27152	—	27151	—		
1/2	100	27158	—	27157	—	27159	—
5/8	100	27164	—	27163	—	27165	—
3/4	100	27170	—	27169	—	27171	—
7/8	100					27177	—
1	100	27182	—	27181	—	27183	—
1-1/4	100			27187	—		
1-1/2	100			27191	—		

4-40 Flat Head Screws

Length	Pkg. Qty.	Slotted Zinc Part No.	Slotted Zinc UOM /100	Phillips Zinc Part No.	Phillips Zinc UOM /100	Phillips Black Oxide Part No.	Phillips Black Oxide UOM /100
3/16	100	27870	^—	29370	^—		
1/4	100	27871	—	29371	—	0148963	—
5/16	100	27873	—	29373	—	0148964	—
3/8	100	27875	—	29375	—	0148965	—
1/2	100	27879	—	29379	—	0148967	—
5/8	100	27881	—	29381	—	0148969	—
3/4	100	27883	—	29383	—	0148971	—

Machine Screws Cont.

5-40 Round and Pan Head Screws

			Round				Pan			
			Slotted		Phillips		Slotted		Phillips	
Length	Pkg. Qty.	Case Qty.	Part No.	UOM /100	Part No.	UOM /100	Part No.	UOM /100	Part No.	UOM /100
1/8	100	2500	27196	^—	28696	^—	27197	^—	28697	^—
3/16	100	2500	27201	—	28701	—	27202	—	28702	—
1/4	100	2500	27207	—	28707	—	27208	—	28708	—
5/16	100	2500	27213	—	28713	—	27214	—	28714	—
3/8	100	2500	27219	—			27220	—	28720	—
7/16	100	2500	27225	—	28725	—	27226	—	28726	—
1/2	100	2500	27230	—			27231	—	28731	—
5/8	100	2500	27236	—	28736	—	27237	—	28737	—
3/4	100	2500	27242	—			27243	—	28743	—
7/8	100	2500	27248	—	28748	—	27249	—	28749	—
1	100	2500	27254	—	28754	—	27255	—	28755	—
1-1/4	100	2500	27260	—	28760	—	27261	—	28761	—
1-1/2	100	2500	27264	—			27265	—	28765	—
1-3/4	100	2500	27268	—						
2	100	2500	27269	—						

5-40 Fillister Head Screws

			Fillister Slotted	
Length	Pkg. Qty.	Case Qty.	Part No.	UOM /100
1/8	100	2500	27199	^—
3/16	100	2500	27204	—
1/4	100	2500	27210	—
3/8	100	2500	27222	—
7/16	100	2500	27228	—
1/2	100	2500	27233	—

6-32 Round, Pan, and Truss Head Screws

			Round						Pan				Truss			
			Slotted		Phillips		Slotted		Phillips				Phillips/Slotted Combo		Phillips	
			Zinc		Zinc		Zinc		Zinc		Black Oxide		Zinc		Zinc	
Length	Pkg. Qty.	Case Qty.	Part No.	UOM /100	Part No.	UOM /100	Part No.	UOM /100	Part No.	UOM /100	Part No.	UOM /100	Part No.	UOM /100	Part No.	UOM /100
1/8	100	2500	27275	^—			27274	^—	28780	^—						
3/16	100	2500	27277	—			27278	—	28781	—	0148798	—	0146462	—		
1/4	100	2500	27282	—	28782	—	27283	—	28783	—	0148799	—	0146463	—	28784	—
5/16	100	2500	27288	—	28788	—	27289	—	28789	—	0148800	—			28790	—
3/8	100	2500	27294	—	28794	—	27295	—	28795	—	0148801	—	0146465	—	28796	—
7/16	100	2500	27300	—	28800	—	27301	—	28801	—	0148802	—			28802	—
1/2	100	2500	27303	—	28803	—	27304	—	28804	—	0148803	—			28805	—
5/8	100	2500	27309	—	28809	—	27310	—	28810	—	0148805	—	0146467	—	28811	—
3/4	100	2500	27315	—	28815	—	27316	—	28816	—	0148806	—	0146468	—	28817	—
7/8	100	2500	27321	—	28821	—	27322	—	28822	—	0148807	—			28823	—
1	100	2500	27327	—	28827	—	27328	—	28828	—	0148808	—	0146470	—	28829	—
1-1/8	100	2500	27117	—					28830	—						
1-1/4	100	2500	27333	—	28833	—	27334	—	28834	—	0148809	—	0146471	—	28835	—
1-1/2	100	2500	27337	—	28837	—	27338	—	28838	—	0148811	—	0146472	—	28839	—
1-5/8	100	2500							28840	—						
1-3/4	100	2500	27341	—	28841	—	27342	—	28842	—						
2	100	2500	27345	—	28845	—	27346	—	28846	—			0146473	—	28847	—
2-1/4	100	2500	27349	—					28852	—						
2-1/2	100	2500	27350	—	28850	—	27059	—	28853	—						
2-3/4	100	2500	28175	—												
3	100	2500	27351	—	28851	—	27353	—	28854	—						
4	100	2500	27352	—												

If its not on our shelf...we'll make it!
Ask the local store to quote your threaded and machined parts.

Machine Screws

Machine Screws Cont.

6-32 Binder, Hex Washer, and Fillister Head Screws

			Binder		HWH		Fillister	
			Zinc Slotted		Zinc Slotted		Zinc Slotted	
Length	Pkg. Qty.	Case Qty.	Part No.	UOM /100	Part No.	UOM /100	Part No.	UOM /100
3/16	100	2500	27281	^—			27280	^—
1/4	100	2500	27286	—	27287	—	27285	—
5/16	100	2500	27292	—	27293	—		
3/8	100	2500	27298	—	27299	—	27297	—
1/2	100	2500	27307	—	27308	—	27306	—
5/8	100	2500	27313	—	27314	—	27312	—
3/4	100	2500	27319	—	27320	—	27318	—
7/8	100	2500			27326	—		
1	100	2500	27331	—	27332	—	27330	—
1-1/4	100	2500			27270	—		
1-1/2	100	2500			27271	—		
2	100	2500			27273	—		

6-32 Flat Head Screws

			Flat				
			Slotted	Phillips			
			Zinc	Zinc		Black Oxide	
Length	Pkg. Qty.	Case Qty.	Part No.	UOM /100	Part No.	UOM /100	Part No.	UOM /100
1/4	100	2500	27912	^—	29412	^—	0148974	^—
5/16	100	2500	27910	—	29430	—		
3/8	100	2500	27914	—	29414	—	0148976	—
1/2	100	2500	27916	—	29416	—	0148978	—
5/8	100	2500	27918	—	29418	—	0148980	—
3/4	100	2500	27920	—	29420	—	0148981	—
7/8	100	2500	27933	—	29431	—	0148982	—
1	100	2500	27922	—	29422	—	0148983	—
1-1/4	100	2500	27924	—	29424	—	0148984	—
1-1/2	100	2500	27926	—	29426	—	0148986	—
1-3/4	100	2500	27928	—	29428	—	0148987	—
2	100	2500	27929	—	29429	—	0148988	—
2-1/2	100	2500	27930	—	0146791	—		
3	100	2500	27931	—				
4	100	2500	27932	—				

8-32 Round, Pan, and Truss Head Screws

			Round				Pan						Truss			
			Slotted		Phillips		Slotted	Phillips			Phillips/Slotted Combo		Slotted		Phillips	
			Zinc		Zinc		Zinc	Zinc		Black Oxide	Zinc		Zinc		Zinc	
Length	Pkg. Qty.	Case Qty.	Part No.	UOM /100	Part No.	UOM /100	Part No.	Part No.	UOM /100	Part No.	UOM /100	Part No.	UOM /100	Part No.	UOM /100	Part No.	UOM /100
3/16	100	2500	27430	^—				28856	^—	0148814	^—						
1/4	100	2500	27357	—	28857	—	27358	28858	—	0148815	—	0146474	—	27359	—	28859	—
5/16	100	2500	27363	—	28863	—	27364	28864	—	0148816	—	0146475	—	27365	—	28865	—
3/8	100	2500	27369	—	28869	—	27370	28870	—	0148817	—	0146477	—	27371	—	28871	—
7/16	100	2500	27375	—	28875	—	27376	28876	—	0148818	—			27377	—	28877	—
1/2	100	2500	27378	—	28878	—	27379	28879	—	0148819	—	0146478	—	27380	—	28880	—
9/16	100	2500					27432	28881	—	0148820	—						
5/8	100	2500	27384	—	28884	—	27385	28885	—	0148821	—	0146479	—	27386	—	28886	—
3/4	100	2500	27390	—	28890	—	27391	28891	—	0148823	—	0146480	—	27392	—	28892	—
7/8	100	2500	27396	—	28896	—	27397	28897	—	0148824	—	0146481	—	27398	—	28898	—
1	100	2500	27402	—	28902	—	27403	28903	—	0148825	—	0146482	—	27404	—	28904	—
1-1/8	100	2500	27433	—			27434	28905	—								
1-1/4	100	2500	27408	—	28908	—	27409	28909	—	0148826	—	0146483	—	27410	—	28910	—
1-3/8	100	2500	28215	—			28216	28911	—	0148827	—						
1-1/2	100	2500	27412	—	28912	—	27413	28913	—	0148828	—	0146484	—	27414	—	28914	—
1-5/8	100	2500	28218	—			28219										
1-3/4	100	2500	27416	—	28916	—	27417	28917	—	0148829	—	0146485	—	27418	—	28918	—
1-7/8	100	2500	28221	—													
2	100	2500	27420	—	28920	—	27421	28921	—			0146486	—	27422	—	28922	—
2-1/8	100	2500	28224	—													
2-1/4	100	2500	27424	—	28924	—		28928	—								
2-3/8	100	2500	28226	—													
2-1/2	100	2500	27425	—	28925	—	28228	28929	—			0146487	—				
2-3/4	100	2500	27426	—													
3	100	2500	27427	—	28927	—	28230	28930	—			0146488	—				
3-1/4	100	2500	28229	—													
3-1/2	100	2500	27428	—													
4	100	2500	27429	—													

Machine Screws Cont.

8-32 Binder, Hex Washer, and Fillister Head Screws

			Binder		HWH		Fillister	
			Slotted		Slotted		Slotted	
			Zinc		Zinc		Zinc	
Length	Pkg. Qty.	Case Qty.	Part No.	UOM /100	Part No.	UOM /100	Part No.	UOM /100
1/4	100	2500	27361	^—	27362	^—	27360	^—
5/16	100	2500	27367	—	27368	—	27366	—
3/8	100	2500	27373	—	27374	—	27372	—
1/2	100	2500	27382	—	27383	—	27381	—
5/8	100	2500	27388	—	27389	—	27387	—
3/4	100	2500	27394	—	27395	—	27393	—
7/8	100	2500	27400	—	27401	—	27399	—
1	100	2500	27406	—	27407	—	27405	—
1-1/4	100	2500			27827	—	27411	—
1-1/2	100	2500			28220	—	27415	—
1-3/4	100	2500			28223	—		
2	100	2500					27423	—

8-32 Flat Head Screws

			Flat				
			Slotted	Phillips			
			Zinc	Zinc		Black Oxide	
Length	Pkg. Qty.	Case Qty.	Part No.	UOM /100	Part No.	UOM /100	Part No.	UOM /100
1/4	100	2500	27936	^—	29436	^—		
5/16	100	2500	27957	—	29454	—		
3/8	100	2500	27938	—	29438	—	0148990	—
1/2	100	2500	27940	—	29440	—	0148992	—
5/8	100	2500	27942	—	29442	—	0148994	—
3/4	100	2500	27944	—	29444	—	0148996	—
7/8	100	2500	27958	—				
1	100	2500	27946	—	29446	—	0148998	—
1-1/4	100	2500	27948	—	29448	—	0148999	—
1-1/2	100	2500	27950	—	29450	—	0149001	—
1-3/4	100	2500	27952	—	29452	—		
2	100	2500	27953	—	29453	—	0149003	—
2-1/2	100	2500	27934	—	29458	—		
3	100	2500	27955	—	29459	—		
4	100	2500	27956	—				

10-24 Round, Pan, and Truss Head Screws

			Round						Pan						Truss			
			Slotted		Phillips		Slotted		Phillips				Phillips/Slotted Combo		Slotted		Phillips	
			Zinc		Zinc		Zinc		Zinc		Black Oxide		Zinc		Zinc		Zinc	
Length	Pkg. Qty.	Case Qty.	Part No.	UOM /100	Part No.	UOM /100	Part No.	UOM /100	Part No.	UOM /100	Part No.	UOM /100	Part No.	UOM /100	Part No.	UOM /100	Part No.	UOM /100
1/4	100	2500	27435	^—	28935	^—	27436	^—	28936	^—	0148831	^—			27437	^—	28937	^—
5/16	100	2500	27441	—	28941	—	27442	—	28942	—	0148832	—			27443	—	28943	—
3/8	100	2500	27447	—	28947	—	27448	—	28948	—	0148833	—	0146489	—	27449	—	28949	—
7/16	100	2500	27453	—	28953	—	27454	—	28954	—								
1/2	100	2500	27456	—	28956	—	27457	—	28957	—	0148835	—	0146491	—	27458	—	28958	—
5/8	100	2500	27462	—	28962	—	27463	—	28963	—	0148837	—	0146492	—	27464	—	28964	—
3/4	100	2500	27468	—	28968	—	27469	—	28969	—	0148838	—	0146493	—	27470	—	28970	—
7/8	100	2500	27474	—	28974	—	27475	—	28975	—	0148839	—			27476	—	28976	—
1	100	2500	27480	—	28980	—	27481	—	28981	—	0148840	—	0146494	—	27482	—	28982	—
1-1/4	100	2500	27486	—	28986	—	27487	—	28987	—	0148841	—	0146495	—	27488	—	28988	—
1-1/2	100	2500	27490	—	28990	—	27491	—	28991	—	0148842	—	0146496	—	27492	—	28992	—
1-3/4	100	2500	27494	—	28994	—	27495	—	28995	—	0148843	—	0166621	—	27496	—	28996	—
2	100	2500	27498	—	28998	—	27499	—	28999	—	0148844	—			27500	—	29000	—
2-1/4	100	2500	27502	—	29002	—	27503	—	29003	—								
2-1/2	100	2500	27506	—	29006	—	27507	—	29007	—			0146498	—	27508	—	29008	—
2-3/4	100	2500	27510	—	29010	—	27511	—	29011	—								
3	100	2500	27514	—	29014	—	27515	—	29015	—			0146499	—	27516	—	29016	—
3-1/2	100	2500	27518	—	29018	—												
4	100	2500	27519	—	29019	—							0146500	—	27195	—		
4-1/2	100	2500	27520	—														
5	100	2500	27521	—	0147030	—									27528	—		
6	100	2500	27523	—											27529	—		

If its not on our shelf...we'll make it!
Ask the local store to quote your threaded and machined parts.

Machine Screws

Machine Screws Cont.

10-24 Binder, Hex Washer, and Fillister Head Screws

			Binder		HWH		Fillister	
			Slotted Zinc		Slotted Zinc		Slotted Zinc	
Length	Pkg. Qty.	Case Qty.	Part No.	UOM /100	Part No.	UOM /100	Part No.	UOM /100
1/4	100	2500	27439	^	27440	^	27438	^
5/16	100	2500	27445	—	27446	—	27444	—
3/8	100	2500	27451	—	27452	—	27450	—
1/2	100	2500	27460	—	27461	—	27459	—
5/8	100	2500	27466	—	27467	—	27465	—
3/4	100	2500	27472	—	27473	—	27471	—
7/8	100	2500			27479	—	27477	—
1	100	2500	27484	—	27485	—	27483	—
1-1/4	100	2500			27774	—	27489	—
1-1/2	100	2500			27525	—	27493	—
1-3/4	100	2500			27526	—	27497	—
2	100	2500			27527	—	27501	—
2-1/4	100	2500					27505	—
2-1/2	100	2500					27509	—
2-3/4	100	2500					27513	—
3	100	2500					27517	—

10-24 Flat and Oval Head Screws

			Flat						Oval	
			Slotted Zinc		Phillips Zinc		Phillips Black Oxide		Phillips Zinc	
Length	Pkg. Qty.	Case Qty.	Part No.	UOM /100	Part No.	UOM /100	Part No.	UOM /100	Part No.	UOM /100
1/4	100	2500	27961	^	29461	^			29462	^
3/8	100	2500	27965	—	29465	—	0149004	—	29466	—
1/2	100	2500	27967	—	29467	—	0149006	—		
5/8	100	2500	27969	—	29469	—	0149008	—		
3/4	100	2500	27971	—	29471	—	0149009	—		
7/8	100	2500	27973	—	29473	—	0149010	—	29474	—
1	100	2500	27975	—	29475	—	0149011	—		
1-1/4	100	2500	27977	—	29477	—	0149012	—		
1-1/2	100	2500	27979	—	29479	—	0149013	—		
1-3/4	100	2500	27981	—	29481	—				
2	100	2500	27982	—	29482	—	0149015	—		
2-1/4	100	2500	27984	—						
2-1/2	100	2500	27985	—	29485	—				
2-3/4	100	2500	27986	—						
3	100	2500	27987	—	29486	—				
3-1/2	100	2500	27988	—	0146807	—				
4	100	1000	27989	—						

10-32 Round, Pan, and Truss Head Screws

			Round				Pan								Truss			
			Slotted Zinc		Phillips Zinc		Slotted Zinc		Phillips Zinc		Phillips Black Oxide		Phillips/Slotted Combo Zinc		Slotted Zinc		Phillips Zinc	
Length	Pkg. Qty.	Case Qty.	Part No.	UOM /100	Part No.	UOM /100	Part No.	UOM /100	Part No.	UOM /100	Part No.	UOM /100	Part No.	UOM /100	Part No.	UOM /100	Part No.	UOM /100
1/4	100	2500	27530	^	29030	^	27531	^	29031	^	0148845	^	0146501	^	27532	^	29032	^
5/16	100	2500	27536	—	29036	—	27537	—	29037	—	0148846	—	0146502	—	27538	—		
3/8	100	2500	27542	—	29042	—	27543	—	29043	—	0148847	—	0146503	—	27544	—	29044	—
7/16	100	2500					27606	—	29046	—					27550	—	29050	—
1/2	100	2500	27548	—	29048	—	27549	—	29049	—	0148849	—	0146504	—				
5/8	100	2500	27554	—	29054	—	27555	—	29055	—	0148851	—	0146505	—	27556	—	29056	—
3/4	100	2500	27560	—	29060	—	27561	—	29061	—	0148852	—			27562	—	29062	—
7/8	100	2500	27566	—	29066	—	27567	—	29067	—					27568	—	29068	—
1	100	2500	27572	—	29072	—	27573	—	29073	—	0148854	—	0146507	—	27574	—	29074	—
1-1/8	100	2500	27608	—			27609	—	29076	—								
1-1/4	100	2500	27578	—	29078	—	27579	—	29079	—	0148855	—	0146508	—	27580	—	29080	—
1-1/2	100	2500	27582	—	29082	—	27583	—	29083	—	0148856	—	0146509	—	27584	—	29084	—
1-3/4	100	2500	27586	—	29086	—	27587	—	29087	—	0148857	—	0146510	—	27588	—	29088	—
2	100	2500	27590	—	29090	—	27591	—	29091	—	0148858	—	0146511	—	27592	—	29092	—
2-1/4	100	2500	27594	—	29094	—												
2-1/2	100	2500	27595	—	29095	—	28239	—	29096	—					28240	—		
2-3/4	100	2500	27597	—	29097	—												
3	100	2500	27598	—	29098	—	28241	—	29101	—			0146512	—				
3-1/2	100	2500	27599	—	29099	—												
4	100	2500	27600	—														
4-1/2	100	2500	28244	—														
5	100	2500	27601	—														
5-1/2	100	2500	27602	—														

Machine Screws Cont.

10-32 Binder, Hex Washer, and Fillister Head Screws

			Binder Slotted Zinc		HWH Slotted Zinc		Fillister Slotted Zinc	
Length	Pkg. Qty.	Case Qty.	Part No.	UOM /100	Part No.	UOM /100	Part No.	UOM /100
1/4	100	2500	27534	^—	27535	^—	27533	^—
5/16	100	2500	27540	—	27541	—		
3/8	100	2500	27546	—	27547	—	27545	—
1/2	100	2500	27552	—	27553	—	27551	—
5/8	100	2500	27558	—	27559	—	27557	—
3/4	100	2500	27564	—	27565	—	27563	—
7/8	100	2500			27571	—	27569	—
1	100	2500	27576	—	27577	—	27575	—
1-1/4	100	2500			27604	—	27581	—
1-1/2	100	2500			27605	—	27585	—
1-3/4	100	2500			28237	—		
2	100	2500			28238	—	27593	—

10-32 Flat Head Screws

			Flat					
			Slotted Zinc		Phillips			
					Zinc		Black Oxide	
Length	Pkg. Qty.	Case Qty.	Part No.	UOM /100	Part No.	UOM /100	Part No.	UOM /100
3/8	100	2500	28004	^—	29504	^—	0149016	^—
1/2	100	2500	28006	—	29506	—	0149018	—
5/8	100	2500	28008	—	29508	—	0149020	—
3/4	100	2500	28010	—	29510	—	0149021	—
7/8	100	2500			29512	—		
1	100	2500	28014	—	29514	—	0149023	—
1-1/4	100	2500	28016	—	29516	—	0149024	—
1-1/2	100	2500	28018	—	29518	—	0149025	—
1-3/4	100	2500			29520	—		
2	100	2500	28021	—	29521	—	0149027	—
2-1/2	100	2500	28024	—	29524	—		
3	100	2500	28026	—	29526	—		
4	100	2500	28028	—				

12-24 Round, Pan, and Truss Head Screws

			Round				Pan				Truss			
			Slotted		Phillips		Slotted		Phillips		Slotted		Phillips	
Length	Pkg. Qty.	Case Qty.	Part No.	UOM /100	Part No.	UOM /100	Part No.	UOM /100	Part No.	UOM /100	Part No.	UOM /100	Part No.	UOM /100
3/8	100	2500	27610	^—	29110	^—	27611	^—	29111	^—				
1/2	100	2500	27615	—	29115	—	27616	—	29116	—				
5/8	100	2500	27621	—	29121	—	27622	—	29122	—	27623	—	29123	—
3/4	100	2500	27625	—	29125	—	27626	—	29126	—			29127	—
1	100	2500	27632	—	29132	—	27633	—	29133	—	27634	—		
1-1/4	100	2500	27638	—	29138	—			29135	—				
1-1/2	100	2500	27639	—	29139	—			29136	—				
2	100	2500	27641	—	29141	—								

12-24 Binder, Hex Washer, and Fillister Head Screws

			Binder Slotted		HWH Slotted		Fillister Slotted	
Length	Pkg. Qty.	Case Qty.	Part No.	UOM /100	Part No.	UOM /100	Part No.	UOM /100
3/8	100	2500					27613	^—
1/2	100	2500	27619	—	27620	—	27618	—
3/4	100	2500	27629	—	27630	—	27628	—
1	100	2500	27636	—	27637	—	27635	—

If its not on our shelf...we'll make it!
Ask the local store to quote your threaded and machined parts.

Machine Screws

Machine Screws Cont.

12-24 Flat Head Screws

			Flat			
			Slotted		Phillips	
Length	Pkg. Qty.	Case Qty.	Part No.	UOM /100	Part No.	UOM /100
3/8	100	2500	28033	^—	29533	^—
1/2	100	2500	28035	—	29535	—
5/8	100	2500	28037	—	29537	—
3/4	100	2500	28039	—	29539	—
1	100	2500	28043	—	29543	—
1-1/4	100	2500	28045	—	29545	—
1-1/2	100	2500	28046	—	29546	—
2	100	2500	28048	—	29548	—
2-1/2	100	2500	28050	—	29550	—
3	100	2500	28052	—	29552	—

1/4"-20 Round, Pan, and Truss Head Screws

			Round				Pan						Truss			
			Slotted Zinc		Phillips Zinc		Slotted Zinc		Phillips				Slotted Zinc		Phillips Zinc	
									Zinc		Black Oxide					
Length	Pkg. Qty.	Case Qty.	Part No.	UOM /100	Part No.	UOM /100	Part No.	UOM /100	Part No.	UOM /100	Part No.	UOM /100	Part No.	UOM /100	Part No.	UOM /100
1/4	100	1000	27651	^—	29155	^—	27652	^—			0148860	^—	27653	^—		
5/16	100	1000	27726	—												
3/8	100	1000	27656	—	29156	—	27657	—	29157	—	0148862	—	27658	—	29158	—
1/2	100	1000	27661	—	29161	—	27662	—	29162	—	0148864	—	27663	—	29163	—
5/8	100	1000	27667	—	29167	—	27668	—	29168	—	0148865	—	27669	—	29169	—
3/4	100	1000	27673	—	29173	—	27674	—	29174	—	0148866	—	27675	—	29175	—
7/8	100	1000	27679	—	29179	—	27680	—	29180	—			27681	—	29181	—
1	100	1000	27683	—	29183	—	27684	—	29184	—	0148868	—	27685	—	29185	—
1-1/4	100	1000	27690	—	29190	—	27691	—	29191	—	0148869	—	27692	—	29192	—
1-1/2	100	1000	27695	—	29195	—	27696	—	29196	—	0148870	—	27697	—	29197	—
1-3/4	100	1000	27699	—	29199	—	27700	—	29200	—	0148871	—	27701	—	29201	—
2	100	1000	27703	—	29203	—	27704	—	29204	—			27705	—	29205	—
2-1/4	100	1000	27707	—	29207	—							27708	—	29208	—
2-1/2	100	1000	27710	—	29210	—	27729	—	29212	—			27711	—	29211	—
2-3/4	100	1000	27713	—	29213	—										
3	100	1000	27714	—	29214	—	28247	—					27715	—	29215	—
3-1/4	100	1000	28246	—												
3-1/2	100	1000	27717	—	29217	—							27718	—	29218	—
4	100	1000	27719	—	29219	—							27720	—	29220	—
4-1/2	100	1000	27721	—	0147041	—										
5	100	1000	27722	—	0147043	—							28249	—		
6	100	1000	27724	—												

1/4" - 20 Flat and Oval Head Screws

			Flat						Oval	
			Slotted Zinc		Phillips				Phillips Zinc	
					Zinc		Black Oxide			
Length	Pkg. Qty.	Case Qty.	Part No.	UOM /100	Part No.	UOM /100	Part No.	UOM /100	Part No.	UOM /100
3/8	100	1000	28060	^—	29560	^—				
1/2	100	1000	28062	—	29562	—	0149028	—	29563	—
5/8	100	1000	28064	—	29564	—	0149029	—	29565	—
3/4	100	1000	28066	—	29566	—	0149030	—	29567	—
7/8	100	1000	28068	—	29568	—				
1	100	1000	28070	—	29570	—	0149032	—	29571	—
1-1/8	100	1000	28059	—						
1-1/4	100	1000	28072	—	29572	—	0149033	—	29573	—
1-1/2	100	1000	28074	—	29574	—	0149034	—	29575	—
1-3/4	100	1000	28076	—	29576	—			29577	—
2	100	1000	28078	—	29578	—	0149036	—	29579	—
2-1/4	100	1000	28080	—	29580	—				
2-1/2	100	1000	28081	—	29581	—			29582	—
2-3/4	100	1000	28082	—						
3	100	1000	28083	—	29583	—				
3-1/2	100	1000	28084	—	0159047	—				
4	100	1000	28085	—						
4-1/2	100	1000	28086	—						
5	100	1000	28087	—						

Machine Screws Cont.

1/4"-20 Hex Washer Head Screws

Length	Pkg. Qty.	Case Qty.	Slotted Zinc Part No.	UOM /100
3/8"	100	1000	0147290	^—
1/2"	100	1000	27666	—
5/8"	100	1000	27672	—
3/4"	100	1000	27678	—
1"	100	1000	27688	—
1-1/2"	100	1000	27650	—
2"	100	1000	27728	—
2-1/2"	100	1000	28245	—
3"	100	1000	28248	—
3-1/2"	100	1000	0147292	—
4"	100	1000	0147293	—

5/16"-18 Round, Pan, and Truss Head Screws

			Round				Pan		Truss			
			Slotted		Phillips		Phillips		Slotted		Phillips	
Length	Pkg. Qty.	Case Qty.	Part No.	UOM /100	Part No.	UOM /100	Part No.	UOM /100	Part No.	UOM /100	Part No.	UOM /100
3/8	100	1000	27730	^—								
1/2	100	1000	27731	—	29231	—	29233	—	27732	—	29232	—
5/8	100	1000	27734	—	29234	—	29229	—	27735	—	29235	—
3/4	100	1000	27736	—	29236	—	29238	—	27737	—	29237	—
7/8	100	1000	27739	—	29239	—	29241	—	27740	—	29240	—
1	100	1000	27742	—	29242	—	29244	—	27743	—	29243	—
1-1/4	100	1000	27745	—	29245	—	29247	—	27746	—	29246	—
1-1/2	100	1000	27748	—	29248	—	29250	—	27749	—	29249	—
1-3/4	100	1000	27751	—	29251	—	29253	—	27752	—	29252	—
2	50	1000	27754	—	29254	—	29256	—	27755	—	29255	—
2-1/4	50	1000	27757	—	29257	—	29230	—				
2-1/2	50	1000	27758	—	29258	—	29260	—	27759	—	29259	—
3	50	1000	27761	—	29261	—	29263	—	27762	—	29262	—
3-1/2	50	1000	27764	—	29264	—						
4	25	1000	27765	—	29265	—						
4-1/2	25	1000	27766	—								
5	25	1000	27767	—								
5-1/2	25	1000	27768	—								
6	25	1000	27769	—								

5/16"-18 Slotted Hex Washer Head Screws

Length	Pkg. Qty.	Case Qty.	Slotted Zinc UOM Part No.	/100
1/2"	100	1000	0147298	^—
5/8"	100	1000	0147299	—
3/4"	100	1000	0147300	—
1"	100	1000	0147301	—
1-1/4"	100	1000	0147302	—
1-1/2"	100	1000	0147303	—
1-3/4"	100	1000	0147304	—
2"	100	1000	0147305	—
2-1/2"	100	1000	0147306	—
3"	100	1000	0147307	—
3-1/2"	100	1000	27772	—
4"	100	1000	27773	—

If its not on our shelf...we'll make it!
Ask the local store to quote your threaded and machined parts.

Machine Screws

Machine Screws Cont.

5/16"-18 Flat Head Screws

Length	Pkg. Qty.	Case Qty.	Flat			
			Slotted		Phillips	
			Part No.	UOM /100	Part No.	UOM /100
1/2	100	1000	28093	^	29593	^
5/8	100	1000	28094	—	29594	—
3/4	100	1000	28095	—	29595	—
1	100	1000	28098	—	29598	—
1-1/4	100	1000	28100	—	29600	—
1-1/2	100	1000	28101	—	29601	—
1-3/4	100	1000	28103	—	29603	—
2	50	1000	28104	—	29604	—
2-1/4	50	1000	28106	—	29606	—
2-1/2	50	1000	28107	—	29607	—
2-3/4	50	1000	28109	—		
3	50	1000	28110	—	29610	—
3-1/2	50	1000	28111	—		
4	25	1000	28112	—		
4-1/2	25	1000	28113	—		
5	25	1000	28114	—		
6	25	1000	28115	—		

3/8"-16 Round, Pan, and Truss Head Screws

Length	Pkg. Qty.	Case Qty.	Round				Pan		Truss			
			Slotted		Phillips		Phillips		Slotted		Phillips	
			Part No.	UOM /100	Part No.	UOM /100	Part No.	UOM /100	Part No.	UOM /100	Part No.	UOM /100
1/2	50	1000	27775	^								
5/8	50	1000	27776	—								
3/4	50	1000	27777	—	29277	—			27778	—	29278	—
1	50	1000	27780	—	29280	—	29297	—	27781	—	29281	—
1-1/4	50	1000	27782	—	29282	—			27783	—	29283	—
1-1/2	50	1000	27784	—	29284	—	29298	—	27785	—	29285	—
1-3/4	50	1000	27786	—			29299	—	27787	—	29287	—
2	25	1000	27788	—	29288	—	29300	—	27789	—	29289	—
2-1/4	50	1000	27790	—								
2-1/2	25	1000	27791	—	29291	—						
3	25	1000	27793	—	29293	—						
3-1/2	25	1000	27795	—	29295	—						
4	10	625	27796	—	29296	—						
4-1/2	10	625	27797	—								
5	10	625	27798	—								
6	10	625	27800	—								

3/8"-16 Flat Head - Slotted Drive

Length	Pkg. Qty.	Case Qty.	Part No.	UOM /100
1/2	50	625	28119	^
5/8	50	625	28118	—
3/4	50	625	28120	—
1	50	625	28121	—
1-1/4	50	625	28122	—
1-1/2	50	625	28123	—
1-3/4	50	625	28124	—
2	50	625	28125	—
2-1/4	50	625	28126	—
2-1/2	50	625	28127	—
3	25	625	28129	—
3-1/2	25	625	28130	—
4	10	625	28131	—
4-1/2	10	625	28132	—
5	10	625	28133	—
6	10	625	28134	—

1/2"-13 Round Head - Slotted Drive

Length	Pkg. Qty.	Case Qty.	Part No.	UOM /100
1	25	625	27807	^
1-1/4	25	625	27809	—
1-1/2	25	625	27811	—
2	10	625	27815	—
2-1/2	10	625	27818	—
3	10	625	27820	—
4	5	250	27823	—
5	5	250	27824	—
6	5	250	27825	—

1/2"-13 Flat Head Screws- Slotted Drive

Length	Pkg. Qty.	Case Qty.	Part No.	UOM /100
3/4	50	625	28140	^
1	50	625	28141	—
1-1/4	50	625	28142	—
1-1/2	50	625	28143	—
1-3/4	25	625	28144	—
2	25	625	28145	—
2-1/4	10	625	28146	—
2-1/2	10	625	28147	—
3	10	625	28149	—
3-1/2	10	250	28150	—
4	5	250	28151	—
4-1/2	5	250	28152	—
5	5	250	28153	—
6	5	250	28154	—

Machine Screws Cont.

5/8"-11 Flat Head Screws - Slotted Drive

Length	Pkg. Qty.	Case Qty.	Part No.	UOM /100
1	10	625	28161	^—
1-1/4	10	625	28162	—
1-1/2	10	625	28163	—
1-3/4	10	625	28164	—
2	5	250	28165	—
2-1/4	5	250	28166	—
2-1/2	5	250	28167	—
2-3/4	5	250	28168	—
3	5	250	28169	—
3-1/2	5	250	28170	—
4	1	250	28171	—
4-1/2	1	250	28172	—
5	1	100	28173	—
6	1	100	28174	—

3/4"-10 Flat Head Screws - Slotted Drive

Length	Pkg. Qty.	Case Qty.	Part No.	UOM /100
1-1/4	10	250	28179	^—
1-1/2	10	250	28180	—
1-3/4	10	250	28181	—
2	5	250	28182	—
2-1/4	5	250	28183	—
2-1/2	5	250	28184	—
3	5	250	28186	—
3-1/2	5	250	28187	—
4	1	250	28188	—
5	1	100	28190	—
6	1	100	28191	—

SEMS Screws

SEMS Screws
Pan Head - Zinc Plated

Sems® screws cut parts handling and inventory in half! Sems® screws are preassembled screws and washers. This eliminates the need for loose washers that can slip through your fingers upon assembly. Rolled threads under the head retain the washer, yet leave it free to rotate. Length is measured from under the head. Internal and external washer assemblies available.



2-56 Diameter
Zinc Plated, Phillips Drive

			Internal	
Length	Pkg. Qty.	Case Qty.	Part No.	UOM /100
1/8	100	2500	0147597	^—
3/16	100	2500	0147598	—
1/4	100	2500	0147599	—
5/16	100	2500	0147600	—
3/8	100	2500	0147601	—
1/2	100	2500	0147602	—

4-40 Diameter
Zinc Plated, Phillips Drive

			Internal		External	
Length	Pkg. Qty.	Case Qty.	Part No.	UOM /100	Part No.	UOM /100
3/16	100	2500	0147603	^—	0147650	^—
1/4	100	2500	0147604	—	0147651	—
5/16	100	2500	0147605	—	0147652	—
3/8	100	2500	0147606	—	0147653	—
7/16	100	2500	0147607	—	0147654	—
1/2	100	2500	0147608	—	0147655	—
5/8	100	2500	0147609	—	0147656	—
3/4	100	2500	0147610	—	0147657	—

6-32 Diameter
Zinc Plated, Phillips Drive

			Internal		External	
Length	Pkg. Qty.	Case Qty.	Part No.	UOM /100	Part No.	UOM /100
3/16	100	2500	0147612	^—	0147661	^—
1/4	100	2500	0147613	—	0147662	—
5/16	100	2500	0147614	—	0147663	—
3/8	100	2500	0147615	—	0147664	—
7/16	100	2500	0147616	—	0147665	—
1/2	100	2500	0147617	—	0147666	—
9/16	100	2500	0147618	—		
5/8	100	2500	0147619	—	0147667	—
3/4	100	2500	0147620	—	0147668	—
7/8	100	2500	0147621	—	0147669	—
1	100	2500	0147622	—	0147670	—
1-1/4	100	2500	0147623	—	0147671	—
1-1/2	100	2500	0147624	—	0147672	—

8-32 Diameter
Zinc Plated, Phillips Drive

			Internal		External	
Length	Pkg. Qty.	Case Qty.	Part No.	UOM /100	Part No.	UOM /100
1/4	100	2500	0147626	^—	0147674	^—
5/16	100	2500	0147627	—	0147675	—
3/8	100	2500	0147628	—	0147676	—
1/2	100	2500	0147630	—	0147678	—
5/8	100	2500	0147631	—	0147679	—
3/4	100	2500	0147632	—	0147680	—
7/8	100	2500			0147681	—
1	100	2500	0147633	—	0147682	—
1-1/4	100	2500			0147683	—
1-1/2	100	2500			0147684	—

10-24 Diameter
Zinc Plated, Phillips Drive

			Internal		External	
Length	Pkg. Qty.	Case Qty.	Part No.	UOM /100	Part No.	UOM /100
3/8	100	2500	0147635	^—	0147686	^—
1/2	100	2500	0147636	—	0147687	—
3/4	100	2500	0147638	—	0147689	—
1	100	2500			0147690	—
1-1/2	100	2500			0147691	—

10-32 Diameter
Zinc Plated, Phillips Drive

			Internal		External	
Length	Pkg. Qty.	Case Qty.	Part No.	UOM /100	Part No.	UOM /100
1/4	100	2500	0147639	^—	0147692	^—
5/16	100	2500	0147640	—	0147693	—
3/8	100	2500	0147641	—	0147694	—
1/2	100	2500	0147642	—	0147695	—
5/8	100	2500	0147643	—	0147696	—
3/4	100	2500	0147644	—	0147697	—
1	100	2500	0147645	—	0147698	—

1/4-20 Diameter
Zinc Plated, Phillips Drive

			Internal		External	
Length	Pkg. Qty.	Case Qty.	Part No.	UOM /100	Part No.	UOM /100
3/8	100	2500	0147646	^—	0147702	^—
1/2	100	2500	0147647	—	0147703	—
5/8	100	2500	0147648	—	0147704	—
3/4	100	2500	0147649	—	0147705	—
1	100	2500			0147706	—
1-1/4	100	2500			0147707	—

If its not on our shelf...we'll make it!
Ask the local store to quote your threaded and machined parts.

Flat and Round Head Wood Screws

Flat and Round Head Wood Screws

Zinc Plated
Slotted, Phillips and Square Drive

#4

			Flat Head				Round Head			
			Slotted		Phillips		Slotted		Phillips	
Length	Pkg. Qty.	Case Qty.	Part No.	UOM /100	Part No.	UOM /100	Part No.	UOM /100	Part No.	UOM /100
1/4	100	2500	30023	^	30024	^				
3/8	100	2500	30025	—	30026	—				
1/2	100	2500	30027	—	30028	—	30505	—	30506	—
5/8	100	2500	30029	—	30030	—			30508	—
3/4	100	2500	30031	—	30032	—	30509	—	30510	—
1	100	2500	30035	—	30036	—	30513	—	30514	—
1-1/4	100	2500	30037	—	30038	—	30515	—		
1-1/2	100	2500			30040	—				

#5

			Flat Head Phillips	
Length	Pkg. Qty.	Case Qty.	Part No.	UOM /100
1/2	100	2500	30048	^
5/8	100	2500	30050	—
3/4	100	2500	30052	—
1	100	2500	30056	—
1-1/4	100	2500	30058	—
1-1/2	100	2500	30060	—

#6

			Flat Head						Round Head			
			Slotted		Phillips		Square		Slotted		Phillips	
Length	Pkg. Qty.	Case Qty.	Part No.	UOM /100	Part No.	UOM /100	Part No.	UOM /100	Part No.	UOM /100	Part No.	UOM /100
3/8	100	2500	30063	^	30064	^						
1/2	100	2500	30065	—	30066	—	29712	—	30557	—	30558	—
5/8	100	2500	30067	—	30068	—	29713	—	30559	—	30560	—
3/4	100	2500	30069	—	30070	—	29714	—	30561	—	30562	—
1	100	2500	30073	—	30074	—	29715	—	30565	—	30566	—
1-1/4	100	2500	30075	—	30076	—	29716	—	30567	—	30568	—
1-1/2	100	2500	30077	—	30078	—	29717	—	30569	—	30570	—
1-3/4	100	2500			30080	—					30572	—
2	100	2500	30081	—	30082	—	29718	—	30573	—	30574	—
2-1/2	100	2500	30085	—	30086	—						

#7

			Flat Head Phillips	
Length	Pkg. Qty.	Case Qty.	Part No.	UOM /100
1/2	100	2500	30094	^
5/8	100	2500	30096	—
3/4	100	2500	30098	—
7/8	100	2500	30100	—
1	100	2500	30102	—
1-1/4	100	2500	30104	—
1-1/2	100	2500	30106	—
1-3/4	100	2500	30108	—
2	100	2500	30110	—

Flat and Round Head Wood Screws Cont.

#8

	Flat Head						Round Head					
	Slotted		Phillips		Square		Slotted		Phillips			
Length	Part No.	UOM /100	Part No.	UOM /100	Part No.	UOM /100	Part No.	UOM /100	Part No.	UOM /100	Pkg. Qty.	Case Qty.
1/2	30119	^—	30120	^—	29725	^—	30583	^—	30584	^—	100	2500
5/8	30121	—	30122	—	29726	—	30585	—			100	2500
3/4	30123	—	30124	—	29727	—	30587	—	30588	—	100	2500
1	30127	—	30128	—	29728	—	30591	—	30592	—	100	2500
1-1/4	30129	—	30130	—	29729	—	30593	—	30594	—	100	2500
1-1/2	30131	—	30132	—	29730	—	30595	—	30596	—	100	2500
1-3/4	30133	—	30134	—	29731	—	30597	—	30598	—	100	2500
2	30135	—	30136	—	29733	—	30599	—	30600	—	100	2500
2-1/4	30137	—	30138	—			30601	—	30602	—	100	2500
2-1/2	30139	—	30140	—	29734	—	30603	—	30604	—	100	2500
3	30143	—	30144	—	29735	—	30607	—	30608	—	100	2500
3-1/2	30145	—	30146	—	29736	—					100	2500
4	30147	—	30148	—	29737	—					100	2500

#9

	Flat Head Phillips			
Length	Part No.	UOM /100	Pkg. Qty.	Case Qty.
3/4	30341	^—	100	2500
1	30342	—	100	2500
1-1/4	30343	—	100	2500
1-1/2	30344	—	100	2500
1-3/4	30345	—	100	2500
2	30346	—	100	2500
2-1/2	30348	—	100	2500

#10

	Flat Head						Round Head					
	Slotted		Phillips		Square		Slotted		Phillips			
Length	Part No.	UOM /100	Part No.	UOM /100	Part No.	UOM /100	Part No.	UOM /100	Part No.	UOM /100	Pkg. Qty.	Case Qty.
1/2	30151	^—	30152	^—			30643	^—	30644	^—	100	2500
5/8	30153	—	30154	—					30646	—	100	2500
3/4	30155	—	30156	—	29746	—	30647	—	30648	—	100	2500
1	30159	—	30160	—	29747	—	30651	—	30652	—	100	2500
1-1/4	30161	—	30162	—	29748	—	30653	—	30654	—	100	2500
1-1/2	30163	—	30164	—	29749	—	30655	—	30656	—	100	2500
1-3/4	30165	—	30166	—	29750	—			30658	—	100	2500
2	30167	—	30168	—	29751	—	30659	—	30660	—	100	2500
2-1/4	30169	—	30170	—			30661	—	30662	—	100	2500
2-1/2	30171	—	30172	—	29752	—			30664	—	100	2500
3	30175	—	30176	—	29753	—					100	2500
3-1/2	30177	—	30178	—	29754	—					100	2500
4	30179	—	30180	—	29755	—					100	2500

#12

	Flat Head						Round Head			
	Slotted		Phillips		Square		Phillips			
Length	Part No.	UOM /100	Part No.	UOM /100	Part No.	UOM /100	Part No.	UOM /100	Pkg. Qty.	Case Qty.
3/4	30187	^—	30188	^—	29756	^—	30674	^—	100	2500
7/8			30190	—					100	2500
1	30191	—	30192	—	29757	—	30676	—	100	2500
1-1/4	30193	—	30194	—	29758	—	30678	—	100	2500
1-1/2	30195	—	30196	—	29759	—	30680	—	100	2500
1-3/4	30197	—	30198	—	29760	—			100	2500
2	30199	—	30200	—	29761	—	30684	—	100	2500
2-1/4	30201	—	30202	—			30686	—	100	2500
2-1/2	30203	—	30204	—	29762	—	30688	—	100	2500
3	30207	—	30208	—	29763	—	30690	—	100	2500
3-1/2	30209	—	30210	—	29764	—			100	2500
4	30211	—	30212	—	29765	—			100	2500

If its not on our shelf...we'll make it!
Ask the local store to quote your threaded and machined parts.

Flat and Round Head Wood Screws, Multiple Material Screws

Flat and Round Head Wood Screws Cont.

#14

Length	Flat Head Slotted Part No.	UOM /100	Flat Head Phillips Part No.	UOM /100	Square Part No.	UOM /100	Pkg. Qty.	Case Qty.
1	30221	^	30222	^	29766	^	100	2500
1-1/4	30223	—	30224	—	29767	—	100	2500
1-1/2	30225	—	30226	—	29768	—	100	2500
1-3/4	30227	—	30228	—			100	2500
2	30229	—	30230	—	29770	—	100	2500
2-1/4	30231	—	30232	—			100	2500
2-1/2	30233	—	30234	—	29771	—	100	2500
2-3/4	30235	—	30236	—			100	2000
3	30237	—	30238	—	29772	—	100	2000
3-1/2	30239	—	30240	—			100	1500
4	30241	—	30242	—	29774	—	100	1000
4-1/2	30243	—	30244	—			100	1000
5	30245	—	30246	—			100	1000
6	30247	—	30248	—			100	1000

#16

Length	Flat Head Slotted Part No.	UOM /100	Flat Head Phillips Part No.	UOM /100	Pkg. Qty.	Case Qty.
1-1/2	30255	^	30256	^	100	300
1-3/4	30257	—			100	300
2	30259	—	30260	—	100	300
2-1/4	30261	—			100	300
2-1/2	30263	—	30264	—	100	300
2-3/4	30265	—	30266	—	100	300
3	30267	—	30268	—	100	300
4	30271	—	30272	—	100	300
5	30275	—			100	300
6	30277	—	30278	—	100	300

#18

Length	Flat Head Slotted Part No.	UOM /100	Pkg. Qty.	Case Qty.
1-1/2	30285	^	100	300
2	30289	—	100	300
2-1/2	30293	—	100	300
3	30297	—	100	300
4	30301	—	100	300
4-1/2	30303	—	100	300
5	30305	—	100	300
6	30307	—	100	300

Multiple Material Screws

SPAX®

Deck Screw Exterior Use

Fastener for multiple materials.

Wood/Plastic: No predrilling required. Patented serrations for easier drivability and best holding power.

Masonry: Brittle materials won't crumble. SPAX®patented serrations are able to form a holding thread. U.S. Patent 5044853. Predrill with drill bit smaller than screw gage e.g. #12 with 5/32, #14 with 3/16.

Metal: Thin metal no predrilling required.

Metric Size	Pkg. Qty.	Std. Size	Part No.	UOM /100
4.0 x 32	100	8 x 1-1/4	0128454	^
4.0 x 40	100	8 x 1-1/2	0128455	—
4.0 x 50	100	8 x 2	0128456	—
4.0 x 60	100	8 x 2-1/2	0128457	—
4.0 x 75	100	8 x 3	0128458	—
5.0 x 60	100	10 x 2-1/2	0128460	—
5.0 x 75	100	10 x 3	0128461	—
5.0 x 90	100	10 x 3-1/2	0128462	—

Flat Head Stainless Steel

Metric Size	Pkg. Qty.	Std. Size	Part No.	UOM /100
4.0 x 32	100	8 x 1–1/4	0128463	^
4.0 x 40	100	8 x 1-1/2	0128464	—
4.0 x 50	100	8 x 2	0128465	—
4.0 x 60	100	8 x 2-1/2	0128466	—
4.0 x 75	100	8 x 3	0128467	—
5.0 x 50	100	10 x 2	0128468	—
5.0 x 60	100	10 x 2-1/2	0128469	—
5.0 x 75	100	10 x 3	0128470	—
5.0 x 90	100	10 x 3-1/2	0128471	—

Flat Head Blue Zinc CAP

Metric Size	Pkg. Qty.	Std. Size	Part No.	UOM /100
4.5 x 25	100	9 x 1	0128472	^
4.5 x 32	100	9 x 1-1/4	0128473	—
4.5 x 35	100	9 x 1-3/8	0128474	—
4.5 x 40	100	9 x 1-1/2	0128475	—
4.5 x 45	100	9 x 1-3/4	0128476	—
4.5 x 50	100	9 x 2	0128477	—
4.5 x 60	100	9 x 2-1/2	0128478	—
4.5 x 70	100	9 x 2-3/4	0128479	—

Multiple Material Screws Cont.

Flat Head Blue Zinc Full Thread

Metric Size	Pkg. Qty.	Std. Size	Part No.	UOM /100
3.0 x 13	100	5 x1/2	0128349	^
3.0 x 16	100	5 x5/8	0128350	—
3.5 x 13	100	6 x1/2	0128351	—
3.5 x 16	100	6 x5/8	0128352	—
3.5 x 20	100	6 x3/4	0128353	—
3.5 x 25	100	6 x 1	0128354	—
3.5 x 32	100	6 x 1-1/4	0128355	—
3.5 x 40	100	6 x 1-1/2	0128356	—
3.5 x 50	100	6 x 2	0128357	—
4.0 x 16	100	8 x5/8	0128358	—
4.0 x 20	100	8 x3/4	0128359	—
4.0 x 25	100	8 x 1	0128360	—
4.0 x 32	100	8 x 1-1/4	0128361	—
4.0 x 40	100	8 x 1-1/2	0128362	—
4.0 x 45	100	8 x 1-3/4	0128363	—
4.0 x 50	100	8 x 2	0128364	—
4.0 x 60	100	8 x 2-1/2	0128365	—
4.0 x 75	100	8 x 3	0128366	—
5.0 x 20	100	10 x3/4	0128368	—
5.0 x 25	100	10 x 1	0128369	—
5.0 x 32	100	10 x 1-1/4	0128370	—
5.0 x 40	100	10 x 1-1/2	0128371	—
5.0 x 50	100	10 x 2	0128372	—
5.0 x 60	100	10 x 2-1/2	0128373	—
5.0 x 75	100	10 x 3	0128374	—
5.0 x 90	100	10 x 3-1/2	0128375	—
5.5 x 20	100	12 x3/4	0128376	—
5.5 x 25	100	12 x 1	0128377	—
5.5 x 32	100	12 x 1-1/4	0128378	—
5.5 x 40	100	12 x 1-1/2	0128379	—
5.5 x 45	100	12 x 1-3/4	0128380	—
5.5 x 50	100	12 x 2	0128381	—
5.5 x 60	100	12 x 2-1/2	0128382	—
5.5 x 75	100	12 x 3	0128383	—
5.5 x 90	100	12 x 3-1/2	0128384	—
6.0 x 25	100	14 x 1	0128385	—
6.0 x 32	100	14 x 1-1/4	0128386	—
6.0 x 40	100	14 x 1-1/2	0128387	—
6.0 x 50	100	14 x 2	0128388	—
6.0 x 60	100	14 x 2-1/2	0128389	—
6.0 x 75	100	14 x 3	0128390	—
6.0 x 90	100	14 x 3-1/2	0128391	—
6.0 x 100	100	14 x 4	0128392	—

Flat Head Yellow Zinc Full Thread

Metric Size	Pkg. Qty.	Std. Size	Part No.	UOM /100
3.5 x 13	100	6 x1/2	0128393	^
3.5 x 16	100	6 x5/8	0128394	—
3.5 x 25	100	6 x 1	0128395	—
3.5 x 32	100	6 x 1-1/4	0128396	—
3.5 x 40	100	6 x 1-1/2	0128397	—
3.5 x 50	100	6 x 2	0128398	—
4.0 x 20	100	8 x3/4	0128399	—
4.0 x 25	100	8 x 1	0128400	—
4.0 x 32	100	8 x 1-1/4	0128401	—
4.0 x 40	100	8 x 1-1/2	0128402	—
4.0 x 50	100	8 x 2	0128403	—
4.0 x 60	100	8 x 2-1/2	0128404	—
5.0 x 20	100	10 x3/4	0128405	—
5.0 x 25	100	10 x 1	0128406	—
5.0 x 32	100	10 x 1-1/4	0128407	—
5.0 x 40	100	10 x 1-1/2	0128408	—
5.0 x 50	100	10 x 2	0128409	—
5.0 x 60	100	10 x 2-1/2	0128410	—
5.0 x 75	100	10 x 3	0128411	—

Pan Head Blue Zinc Full Thread

Metric Size	Pkg. Qty.	Std. Size	Part No.	UOM /100
3.5 x 13	100	6 x1/2	0128419	^
3.5 x 16	100	6 x5/8	0128420	—
3.5 x 20	100	6 x3/4	0128421	—
3.5 x 25	100	6 x 1	0128422	—
3.5 x 32	100	6 x 1-1/4	0128423	—
3.5 x 40	100	6 x 1-1/2	0128424	—
4.0 x 16	100	8 x5/8	0128426	—
4.0 x 20	100	8 x3/4	0128427	—
4.0 x 25	100	8 x 1	0128428	—
4.0 x 32	100	8 x 1-1/4	0128429	—
4.0 x 40	100	8 x 1-1/2	0128430	—
4.0 x 45	100	8 x 13/4	0128431	—
4.0 x 50	100	8 x 2	0128432	—
5.0 x 16	100	10 x5/8	0128433	—
5.0 x 20	100	10 x3/4	0128434	—
5.0 x 25	100	10 x 1	0128435	—
5.0 x 32	100	10 x 1-1/4	0128436	—
5.0 x 40	100	10 x 1-1/2	0128437	—
5.0 x 50	100	10 x 2	0128438	—

Flat Head Blue Zinc Partial Thread

Metric Size	Pkg. Qty.	Std. Size	Part No.	UOM /100
3.5 x 32	100	6 x 1-1/4	0128439	^
3.5 x 40	100	6 x 1-1/2	0128440	—
3.5 x 50	100	6 x 2	0128441	—
4.0 X 32	100	8 x 1-1/4	0128442	—
4.0 x 40	100	8 x 1-1/2	0128443	—
4.0 x 45	100	8 x 1-3/4	0128444	—
4.0 x 50	100	8 x 2	0128445	—
4.0 x 60	100	8 x 2-1/2	0128446	—
4.0 x 75	100	8 x 3	0128447	—
5.0 x 50	100	10 x 2	0128448	—
5.0 x 60	100	10 x 2-1/2	0128449	—
5.0 x 75	100	10 x 3	0128450	—

Sheet Metal Screws

Hex Head - Slotted Zinc Plated

These sheet metal screws have a Type A point. They are a thread forming screw for use in thin metals 0.015 - 0.050 thick. Used with drilled, punched or nested holes in sheet metal, resin impregnated plywood, asbestos combinations, among others. Not recommended for new design.

#4

Length	Part No.	Pkg. Qty.	Case Qty.	UOM /100
1/4	31001	100	2500	^
3/8	31003	100	2500	—
1/2	31005	100	2500	—
5/8	31007	100	2500	—
3/4	31009	100	2500	—
1	31013	100	2500	—

#6

Length	Part No.	Pkg. Qty.	Case Qty.	UOM /100
1/4	31017	100	2500	^
3/8	31021	100	2500	—
1/2	31023	100	2500	—
5/8	31025	100	2500	—
3/4	31027	100	2500	—
1	31031	100	2500	—
1-1/4	31033	100	2500	—
1-1/2	31035	100	2500	—
2	31039	100	2500	—

#8

Length	Part No.	Pkg. Qty.	Case Qty.	UOM /100
1/4	31063	100	2500	^
3/8	31065	100	2500	—
1/2	31067	100	2500	—
5/8	31069	100	2500	—
3/4	31071	100	2500	—
1	31075	100	2500	—
1-1/4	31077	100	2500	—
1-1/2	31079	100	2500	—
1-3/4	31081	100	2500	—
2	31083	100	2500	—
2-1/2	31080	100	2500	—
3	31088	100	2500	—

If its not on our shelf...we'll make it!
Ask the local store to quote your threaded and machined parts.

Sheet Metal Screws

Sheet Metal Screws Cont.

#10

Length	Part No.	Pkg. Qty.	Case Qty.	UOM /100
3/8	31089	100	2500	^
1/2	31091	100	2500	—
5/8	31093	100	2500	—
3/4	31095	100	2500	—
1	31099	100	2500	—
1-1/4	31101	100	2500	—
1-1/2	31103	100	2500	—
1-3/4	31105	100	2500	—
2	31107	100	2500	—
2-1/2	31109	100	2000	—
3	31111	100	2500	—

#12

Length	Part No.	Pkg. Qty.	Case Qty.	UOM /100
1/2	31115	100	2500	^
5/8	31117	100	2500	—
3/4	31119	100	2500	—
1	31123	100	2500	—
1-1/4	31125	100	2500	—
1-1/2	31127	100	2500	—
1-3/4	31129	100	2500	—
2	31131	100	2500	—
2-1/2	31133	100	2500	—
3	31135	100	2500	—

#14

Length	Part No.	Pkg. Qty.	Case Qty.	UOM /100
1/2	31139	100	2500	^
5/8	31141	100	2500	—
3/4	31143	100	2500	—
1	31147	100	2500	—
1-1/4	31149	100	2500	—
1-1/2	31151	100	2500	—
1-3/4	31153	100	2500	—
2	31155	100	2500	—
2-1/2	31157	100	2500	—
3	31159	100	2500	—

5/16

Length	Part No.	Pkg. Qty.	Case Qty.	UOM /100
1/2	31173	100	2500	^
3/4	31175	100	2500	—
1	31177	100	2500	—
1-1/4	31178	100	2500	—
1-1/2	31179	100	2500	—
1-3/4	31180	100	2500	—
2	31181	50	2500	—
2-1/2	31182	50	2500	—
3"	0142177	50	2500	—

3/8

Length	Part No.	Pkg. Qty.	Case Qty.	UOM /100
3/4	31185	50	2500	^
1	31187	50	2500	—
1-1/4	31188	50	2500	—
1-1/2	31189	50	2500	—
2	31191	25	2500	—

Sheet Metal Screws Hex Head Slotted Speed Point

These self piercing point sheet metal screws can be driven with a 1/4' Hex

#6

Length	Part No.	Pkg. Qty.	Case Qty.	UOM /100
3/8	31020	100	2500	^

#7

Length	Part No.	Pkg. Qty.	Case Qty.	UOM /100
1/2	31044	100	2500	^

#8

Length	Part No.	Pkg. Qty.	Case Qty.	UOM /100
1/2	31066	100	2500	^
5/8	31068	100	2500	—
3/4	31070	100	2500	—
1	31074	100	2500	—
1-1/4	31076	100	2500	—
1-1/2	31078	100	2500	—
2	31082	100	2500	—

#10

Length	Part No.	Pkg. Qty.	Case Qty.	UOM /100
1/2	31090	100	2500	^
3/4	31094	100	2500	—
1	31098	100	2500	—
1-1/4	31100	100	2500	—
1-1/2	31102	100	2500	—
1-3/4	31104	100	2500	—
2	31106	100	2500	—

Painted Hex Head Slotted Speed Points

Zinc Plated

Part No.	Diameter	Length	Pkg. Qty.	Case Qty.	Head Color	UOM /Ea
11100298	#6	3/8"	100	2500	Bright White	^
11100299	#6	3/8"	100	2500	Brown	—
11100300	#6	3/8"	100	2500	Cocoa Brown	—
11100301	#7	1/2"	100	2500	Bright White	—
11100302	#7	1/2"	100	2500	Brown	—
11100303	#7	1/2"	100	2500	Cocoa Brown	—
11100304	#8	1/2"	100	2500	Bright White	—
11100305	#8	1/2"	100	2500	Brown	—
11100306	#8	1/2"	100	2500	Cocoa Brown	—
31084	#8	3/4	100	2500	Bright White	—
31085	#8	3/4	100	2500	Brown	—
31086	#8	1	100	2500	Bright White	—
31087	#8	1-1/2	100	2500	Bright White	—
11100307	#8	1 1/2"	100	2500	Brown	—
11100308	#8	1 1/2"	100	2500	Cocoa Brown	—
11100309	#10	1 1/2"	100	2500	Bright White	—
11100310	#10	1 1/2"	100	2500	Brown	—
11100311	#10	1 1/2"	100	2500	Cocoa Brown	—

Sheet Metal Screws Cont.

Sheet Metal Screws

Pan Head Slotted, Phillips and Square Drive

These sheet metal screws have a Type A point—unless otherwise noted. They are a thread forming screw for use in thin metals 0.015 - 0.050 thick. Used with drilled, punched or nested holes in sheet metal, resin impregnated plywood, asbestos combinations, among others. Not recommended for new design.

#4

Length	Slotted Pan Part No.	Slotted Pan UOM /100	Phillips Pan Part No.	Phillips Pan UOM /100	Pkg. Qty.	Case Qty.
1/4	31201	^—	31202	^—	100	2500
5/16"			0149043	—	100	2500
3/8	31203	—	31204	—	100	2500
7/16"			0149045	—	100	2500
1/2	31205	—	31206	—	100	2500
5/8	31207	—	31208	—	100	2500
3/4	31209	—	31210	—	100	2500
7/8	31211	—	31212	—	100	2500
1"	31213	—	31214	—	100	2500
1-1/4	31215	—	31216	—	100	2500

#6

Length	Slotted Type A Part No.	Slotted Type A UOM /100	Phillips Type A Part No.	Phillips Type A UOM /100	Phillips Type AB Part No.	Phillips Type AB UOM /100	Square Type A Part No.	Square Type A UOM /100	Pkg. Qty.	Case Qty.
3/16	31261	^—	31262	^—					100	2500
1/4	31217	—	31218	—	0149047	—	30779	—	100	2500
5/16"					0149048	—			100	2500
3/8	31221	—	31222	—	0149049	—	30780	—	100	2500
7/16"					0149050	—			100	2500
1/2	31225	—	31226	—	0149051	—	30781	—	100	2500
5/8	31229	—	31230	—	0149052	—	30782	—	100	2500
3/4	31233	—	31234	—	0149053	—	30783	—	100	2500
7/8	31237	—	31238	—					100	2500
1	31241	—	31242	—	0149054	—	30785	—	100	2500
1-1/4	31245	—	31246	—			30786	—	100	2500
1-1/2	31249	—	31250	—			30787	—	100	2500
1-3/4	31253	—	31254	—			30788	—	100	2500
2	31257	—	31258	—			30789	—	100	2500
2-1/4"			0142139	—					100	2500
2-1/2"			0142140	—					100	2500

#7

Length	Slotted Part No.	Slotted UOM /100	Phillips Part No.	Phillips UOM /100	Pkg. Qty.	Case Qty.
3/8	31263	^—	31264	^—	100	2500
1/2	31265	—	31266	—	100	2500
5/8	31267	—	31268	—	100	2500
3/4	31269	—	31270	—	100	2500
1	31273	—	31274	—	100	2500
1-1/2	31277	—	31278	—	100	2500
2			31282	—	100	2500

#8

Length	Slotted Part No.	Slotted UOM /100	Phillips Part No.	Phillips UOM /100	Square Part No.	Square UOM /100	Pkg. Qty.	Case Qty.
1/4	31333	^—	31334	^—	30800	^—	100	2500
3/8	31285	—	31286	—	30801	—	100	2500
7/16"			0149057	—			100	2500
1/2	31289	—	31290	—	30802	—	100	2500
9/16			0149059	—			100	2500
5/8	31293	—	31294	—	30803	—	100	2500
3/4	31297	—	31298	—	30804	—	100	2500
7/8			31302	—			100	2500
1	31305	—	31306	—	30806	—	100	2500
1-1/4	31309	—	31310	—	30807	—	100	2500
1-1/2	31313	—	31314	—	30808	—	100	2500
1-3/4			31318	—	30809	—	100	2500
2	31321	—	31322	—	30810	—	100	2500
2-1/2	31325	—	31326	—	30811	—	100	2500
3	31329	—	31330	—	30812	—	100	2500

#10

Length	Slotted Zinc Part No.	Slotted Zinc UOM /100	Phillips Zinc Part No.	Phillips Zinc UOM /100	Phillips Black Oxide Part No.	Phillips Black Oxide UOM /100	Square Zinc Part No.	Square Zinc UOM /100	Pkg. Qty.	Case Qty.
3/8	31337	^—	31338	^—			30813	^—	100	2500
1/2	31341	—	31342	—	0138761	—	30814	—	100	2500
5/8	31345	—	31346	—			30815	—	100	2500
3/4	31349	—	31350	—	0138762	—	30816	—	1000	2500
7/8	31353	—	31354	—					100	2500
1	31357	—	31358	—	0138763	—	30818	—	100	2500
1-1/4	31361	—	31362	—	0138764	—	30819	—	100	2500
1-1/2	31365	—	31366	—	0138765	—	30820	—	100	2500
1-3/4	31369	—	31370	—			30821	—	100	2500
2	31373	—	31374	—			30822	—	100	2500
2-1/2	31377	—	31378	—			30823	—	100	2500
3	31381	—	31382	—			30824	—	100	2500
3-1/2"			0142150	—					100	2500
4"			0142151	—					100	2500

#12

Length	Slotted Part No.	Slotted UOM /100	Phillips Part No.	Phillips UOM /100	Square Part No.	Square UOM /100	Pkg. Qty.	Case Qty.
1/2	31401	^—	31402	^—	30825	^—	100	2500
5/8	31405	—	31406	—	30826	—	100	2500
3/4	31409	—	31410	—	30827	—	100	2500
7/8	31413	—	31414	—			100	2500
1	31417	—	31418	—	30829	—	100	2500
1-1/4	31421	—	31422	—	30830	—	100	2500
1-1/2	31425	—	31426	—	30831	—	100	2500
1-3/4	31429	—	31430	—	30832	—	100	2500
2	31433	—	31434	—	30833	—	100	2500
2-1/2	31437	—	31438	—			100	2500
3	31441	—	31442	—			100	2500
3-1/2"			0142154	—			100	2500
4"			0142155	—			100	2500

#14

Length	Slotted Part No.	Slotted UOM /100	Phillips Part No.	Phillips UOM /100	Square Part No.	Square UOM /100	Pkg. Qty.	Case Qty.
3/8"			0149079	^—			100	2500
1/2	31449	—	31450	—	30836	—	100	2500
5/8	31451	—	31452	—	30837	—	100	2500
3/4	31453	—	31454	—	30838	—	100	2500
7/8	31455	—	31456	—			100	2500
1	31457	—	31458	—	30840	—	100	2500
1-1/4	31459	—	31460	—	30841	—	100	2500
1-1/2	31461	—	31462	—	30842	—	100	2500
1-3/4			31464	—	30843	—	100	2500
2	31465	—	31466	—	30844	—	100	2500
2-1/2	31467	—	31468	—			100	2500
3	31469	—	31470	—			100	2500
3-1/2"			0142129	—			100	2500
4"			0142130	—			100	2500
4-1/2"			0142131	—			100	2500

If its not on our shelf...we'll make it!
Ask the local store to quote your threaded and machined parts.

Sheet Metal Screws

Sheet Metal Screws Cont.

Oval Head Sheet Metal Screws-Phillips

#4

Length	Part No.	Phillips UOM /100	Pkg. Qty.	Case Qty.
3/8	31662	^—	100	2500
1/2	31664	—	100	2500
5/8	31666	—	100	2500
3/4	31668	—	100	2500
1	31672	—	100	2500

#6

Length	Part No.	Phillips UOM /100	Pkg. Qty.	Case Qty.
3/8	31682	^—	100	2500
1/2	31684	—	100	2500
5/8	31686	—	100	2500
3/4	31688	—	100	2500
7/8	31690	—	100	2500
1	31692	—	100	2500
1-1/4	31694	—	100	2500
1-1/2	31696	—	100	2500

#8

Length	Part No.	Phillips UOM /100	Pkg. Qty.	Case Qty.
3/8	31704	^—	100	2500
1/2	31706	—	100	2500
5/8	31708	—	100	2500
3/4	31710	—	100	2500
7/8	31712	—	100	2500
1	31714	—	100	2500
1-1/4	31716	—	100	2500
1-1/2	31718	—	100	2500
1-3/4	31720	—	100	2500
2	31722	—	100	2500
2-1/2	31724	—	100	2500
3	31726	—	100	2500

#10

Length	Part No.	Phillips UOM /100	Pkg. Qty.	Case Qty.
1/2	31730	^—	100	2500
5/8	31732	—	100	2500
3/4	31734	—	100	2500
1	31738	—	100	2500
1-1/4	31740	—	100	2500
1-1/2	31742	—	100	2500
1-3/4	31744	—	100	2500
2	31746	—	100	2500
2-1/2	31748	—	100	2500
3	31750	—	100	2500

#12

Length	Part No.	Phillips UOM /100	Pkg. Qty.	Case Qty.
3/4	31756	^—	100	2500
1	31760	—	100	2500
1-1/4	31762	—	100	2500
1-1/2	31764	—	100	2500
1-3/4	31766	—	100	2500
2	31768	—	100	2500
2-1/2	31770	—	100	2500

#14

Length	Part No.	Phillips UOM /100	Pkg. Qty.	Case Qty.
3/4	31776	^—	100	2500
1	31780	—	100	2500
1-1/4	31782	—	100	2500
1-1/2	31784	—	100	2500
2	31788	—	100	2500
2-1/2	31790	—	100	2500
3	31792	—	100	2500

Truss Head Sheet Metal Screws-Phillips

These sheet metal screws have a Type A point. They are a thread forming screw for use in thin metals 0.015 - 0.050 thick. Used with drilled, punched or nested holes in sheet metal, resin impregnated plywood, asbestos combinations, among others. Not recommended for new design.

#6

Length	Part No.	Phillips UOM /100	Pkg. Qty.	Case Qty.
3/8	31224	^—	100	2500
1/2	31228	—	100	2500
5/8	31232	—	100	2500
3/4	31236	—	100	2500
1	31244	—	100	2500
1-1/2	31252	—	100	2500
1-3/4	31256	—	100	2500

#8

Length	Part No.	Phillips UOM /100	Pkg. Qty.	Case Qty.
3/8	31288	^—	100	2500
1/2	31292	—	100	2500
5/8	31296	—	100	2500
3/4	31300	—	100	2500
7/8	31304	—	100	2500
1	31308	—	100	2500
1-1/4	31312	—	100	2500
1-1/2	31316	—	100	2500
1-3/4	31320	—	100	2500
2	31324	—	100	2500

#10

Length	Part No.	Phillips UOM /100	Pkg. Qty.	Case Qty.
3/8	31340	^—	100	2500
1/2	31344	—	100	2500
5/8	31348	—	100	2500
3/4	31352	—	100	2500
1	31360	—	100	2500
1-1/4	31364	—	100	2500
1-1/2	31368	—	100	2500
2	31376	—	100	2500

Sheet Metal Screws Cont.

Flat Head Sheet Metal Screws-Phillips and Square Drive

Flat head sheet metal screws are countersunk, and measured from top of head to tip. These sheet metal screws have a Type A point—unless otherwise noted. They are a thread forming screw for use in thin metals 0.015 - 0.050 thick. Used with drilled, punched or nested holes in sheet metal, resin impregnated plywood, asbestos combinations, among others. Not recommended for new design.

#4

	Phillips					
			Type AB Black Oxide			UOM
Length	Part No.	/100	Part No.	/100	Pkg. Qty.	Case Qty.
5/16"			0149093	^——	100	2500
3/8	31502	——	0149094	——	100	2500
7/16"			0149095	——	100	2500
1/2	31504	——	0149096	——	100	2500
5/8	31506	——			100	2500
3/4	31508	——			100	2500
7/8	31510	——			100	2500
1	31512	——			100	2500
1-1/2	31516	——			100	2500

#5, Phillips

Length	Part No.	Pkg. Qty.	Case Qty.	UOM /100
1/2	31517	100	2500	^——
5/8	31518	100	2500	——

#6

	Phillips		Square			
Length	Part No.	UOM /100	Part No.	UOM /100	Pkg. Qty.	Case Qty.
1/4	31526	^——	30856	^——	100	2500
3/8	31528	——			100	2500
7/16"	0149098	——			100	2500
1/2	31530	——	30858	——	100	2500
5/8	31532	——	30859	——	100	2500
3/4	31534	——	30860	——	100	2500
7/8	31536	——			100	2500
1	31538	——	30862	——	100	2500
1-1/4	31540	——	30863	——	100	2500
1-1/2	31542	——	30864	——	100	2500
1-3/4	31544	——			100	2500
2	31546	——			100	2500
2-1/2	31548	——			100	2500
3	31550	——			100	2500

#8

	Phillips		Square			
Length	Part No.	UOM /100	Part No.	UOM /100	Pkg. Qty.	Case Qty.
3/8	31554	^——			100	2500
1/2	31556	——	30871	——	100	2500
5/8	31558	——	30872	——	100	2500
3/4	31560	——	30873	——	100	2500
7/8	31562	——			100	2500
1	31564	——	30875	——	100	2500
1-1/4	31566	——	30876	——	100	2500
1-1/2	31568	——	30877	——	100	2500
1-3/4	31570	——	30878	——	100	2500
2	31572	——	30879	——	100	2500
2-1/2	31574	——	30881	——	100	2500
3	31576	——			100	2500

#10

	Phillips				Square			
	Zinc		Type AB Black Oxide		Zinc			
Length	Part No.	UOM /100	Part No.	UOM /100	Part No.	UOM /100	Pkg. Qty.	Case Qty.
1/2	31582	^——			30883	^——	100	2500
5/8	31584	——	0149111	——	30884	——	100	2500
3/4	31586	——	0149112	——	30885	——	100	2500
7/8	31588	——	0149113	——			100	2500
1	31590	——	0149114	——	30887	——	100	2500
1-1/4	31592	——	0149115	——	30888	——	100	2500
1-1/2	31594	——			30889	——	100	2500
1-3/4	31596	——	0149117	——			100	2500
2	31598	——	0149118	——	30891	——	100	2500
2-1/4	31603	——					100	2500
2-1/2	31600	——			30893	——	100	2500
3	31602	——			30894	——	100	2500

#12

	Phillips		Square			
Length	Part No.	UOM /100	Part No.	UOM /100	Pkg. Qty.	Case Qty.
1/2	31606	^——			100	2500
5/8	31608	——			100	2500
3/4	31610	——			100	2500
7/8	31612	——			100	2500
1	31614	——	30899	——	100	2500
1-1/4	31616	——	30962	——	100	2500
1-1/2	31618	——	30963	——	100	2500
1-3/4	31620	——			100	2500
2	31622	——	30965	——	100	2500
2-1/2	31624	——			100	2500
3	31626	——			100	2500

#14

	Phillips				Square			
	Zinc		Type AB Black Oxide		Zinc			
Length	Part No.	UOM /100	Part No.	UOM /100	Part No.	UOM /100	Pkg. Qty.	Case Qty.
1/2	31630	^——					100	2500
5/8	31632	——					100	2500
3/4	31634	——	0149119	——			100	2500
1	31638	——	0149120	——			100	2500
1-1/4	31640	——	0149121	——			100	2500
1-1/2	31642	——	0149122	——	30975	——	100	2500
1-3/4	31644	——	0149123	——			100	2500
2	31646	——	0149124	——	30977	——	100	2500
2-1/2	31648	——					100	2500
3	31650	——			30980	——	100	2500

If its not on our shelf...we'll make it!
Ask the local store to quote your threaded and machined parts.

Self-Drilling Screws

Self-Drilling Screws

Fastenal Self Drilling Screws, Hex Washer Head

Hex Washer Head
Zinc Plated

The point on a self-drilling screw is designed to efficiently remove material and precisely size the hole for the thread. The length of the drill flute determines the metal thickness that can be drilled. Due to their need to drill and tap into various materials, the standard self-drilling screw is a case hardened heat-treated carbon steel.

6-20

Length	Part No.	Pkg. Qty.	Case Qty.	UOM /100
3/8"	0120815	100	2500	^—
1/2	31800	100	2500	—
5/8"	0148448	100	2500	—
3/4	31801	100	2500	—
1"	0148449	100	2500	—
1-1/4"	0148450	100	2500	—
1-1/2"	0148451	100	2500	—

8-18

Length	Pkg. Qty.	Case Qty.	Part No.	UOM /100
3/8	100	2500	0148453	^—
1/2	100	2500	31802	—
5/8	100	2500	31804	—
3/4	100	2500	31805	—
1	100	2500	31806	—
1-1/4	100	2500	31807	—
1-1/2	100	2500	31808	—
2	100	2500	31809	—

10-16

Length	Pkg. Qty.	Case Qty.	Part No.	UOM /100
1/2	100	2500	31810	^—
5/8	100	2500	31811	—
3/4	100	2500	31812	—
1	100	2500	31813	—
1-1/4	100	2500	31814	—
1-1/2	100	2500	31815	—
2	100	2500	31816	—
2-1/2"	100	2500	0143560	—
3"	100	2500	0143561	—

12-14

Length	Pkg. Qty.	Case Qty.	Part No.	UOM /100
1/2"	100	2500	0143564	^—
3/4	100	2500	31817	—
1	100	2500	31818	—
1-1/4"	100	2500	0120816	—
1-1/2	100	2500	31819	—
1-3/4"	100	2500	0143567	—
2	100	2500	31820	—
2-1/2"	100	2500	0120817	—
3	100	2500	31821	—
4"	100	2500	0166546	—

1/4"-14

Length	Pkg. Qty.	Case Qty.	Part No.	UOM /100
1/2"	100	2500	0143568	—
3/4	100	2500	31822	^—
7/8"	100	2500	0143570	—
1	100	2500	31823	—
1-1/4	100	2500	31824	—
1-1/2	100	2500	31825	—
1-3/4"	100	2500	0143571	—
2	100	2500	31826	—
2-1/2"	100	2500	0120818	—
3	100	2500	31827	—
3-1/2"	100	2500	0143572	—
4"	100	2500	0143573	—
6"	100	2500	0143574	—

Hex Washer Head with Bond Seal Washer

Zinc Plated

12-14

Length	Pkg. Qty.	Case Qty.	Part No.	UOM Per UM
3/4"	100	2500	31852	
1"	100	2500	31853	
1-1/4"	100	2500	31854	
1-1/2"	100	2500	31855	

1/4-14

Length	Pkg. Qty.	Case Qty.	Part No.	UOM Per UM
3/4"	100	2500	31857	
1"	100	2500	31858	
1-1/4"	100	2500	31859	
2"	100	2500	31861	
3"	100	2500	31863	

Painted Hex Bonded Sealing Washer Head Tek3

#12 Diameter
Zinc Plated

Length	Pkg. Qty.	Case Qty.	Part No.	Head Color	UOM /Ea
1"	100	2500	11100362	Bright White	^—
1"	100	2500	11100363	Polar White	—
1"	100	2500	11100364	Evergreen	—
1"	100	2500	11100365	Light Stone	—
1"	100	2500	0125735	Tan	—
1"	100	2500	11100366	Beige/Ivory	—
1"	100	2500	11100367	Clay	—
1"	100	2500	11100368	Cocoa Brown	—
1"	100	2500	11100369	Light Gray	—
1"	100	2500	0125729	Charcoal Gray	—
1 1/4"	100	2500	11100370	Bright White	—
1 1/4"	100	2500	11100371	Polar White	—
1 1/4"	100	2500	11100372	Evergreen	—
1 1/4"	100	2500	11100373	Light Stone	—
1 1/4"	100	2500	11100374	Tan	—
1 1/4"	100	2500	11100375	Beige/Ivory	—
1 1/4"	100	2500	11100376	Clay	—
1 1/4"	100	2500	11100377	Cocoa Brown	—
1 1/4"	100	2500	11100378	Light Gray	—
1 1/4"	100	2500	11100379	Charcoal Gray	—
1 1/2"	100	2500	11100380	Bright White	—
1 1/2"	100	2500	11100381	Polar White	—
1 1/2"	100	2500	11100382	Evergreen	—
1 1/2"	100	2500	11100383	Light Stone	—
1 1/2"	100	2500	11100384	Tan	—
1 1/2"	100	2500	11100385	Beige/Ivory	—
1 1/2"	100	2500	11100386	Clay	—
1 1/2"	100	2500	11100387	Cocoa Brown	—
1 1/2"	100	2500	11100388	Light Gray	—
1 1/2"	100	2500	11100389	Charcoal Gray	—

Self-Drilling Screws Cont.

Painted Hex Head Tek Screws

#12 Diameter
Zinc Plated

Length	Color	Pkg. Qty.	Case Qty.	Part No.	UOM /Ea
3/4"	Bright White	100	2500	11100312	^—
3/4"	Polar White	100	2500	11100313	—
3/4"	Evergreen	100	2500	11100314	—
3/4"	Light Stone	100	2500	11100315	—
3/4"	Tan	100	2500	11100316	—
3/4"	Beige/Ivory	100	2500	11100317	—
3/4"	Clay	100	2500	11100318	—
3/4"	Cocoa Brown	100	2500	11100319	—
3/4"	Light Gray	100	2500	11100320	—
3/4"	Charcoal Gray	100	2500	11100321	—
1"	Bright White	100	2500	11100322	—
1"	Polar White	100	2500	11100323	—
1"	Evergreen	100	2500	11100324	—
1"	Light Stone	100	2500	11100325	—
1"	Tan	100	2500	11100326	—
1"	Beige/Ivory	100	2500	11100327	—
1"	Clay	100	2500	11100328	—
1"	Cocoa Brown	100	2500	11100329	—
1"	Light Gray	100	2500	11100330	—
1"	Charcoal Gray	100	2500	11100331	—
1 1/4"	Bright White	100	2500	11100332	—
1 1/4"	Polar White	100	2500	11100333	—
1 1/4"	Evergreen	100	2500	11100334	—
1 1/4"	Light Stone	100	2500	11100335	—
1 1/4"	Tan	100	2500	11100336	—
1 1/4"	Beige/Ivory	100	2500	11100337	—
1 1/4"	Clay	100	2500	11100338	—
1 1/4"	Cocoa Brown	100	2500	11100339	—
1 1/4"	Light Gray	100	2500	11100340	—
1 1/4"	Charcoal Gray	100	2500	11100341	—
1 1/2"	Bright White	100	2500	11100342	—
1 1/2"	Polar White	100	2500	11100343	—
1 1/2"	Evergreen	100	2500	11100344	—
1 1/2"	Light Stone	100	2500	11100345	—
1 1/2"	Tan	100	2500	11100346	—
1 1/2"	Beige/Ivory	100	2500	11100347	—
1 1/2"	Clay	100	2500	11100348	—
1 1/2"	Cocoa Brown	100	2500	11100349	—
1 1/2"	Light Gray	100	2500	11100350	—
1 1/2"	Charcoal Gray	100	2500	11100351	—

#12 Diameter
Dacro Plated

Length	Pkg. Qty.	Case Qty.	Part No.	Head Color	UOM /Ea
1"	100	2500	11100390	Bright White	^—
1"	100	2500	11100391	Polar White	—
1"	100	2500	11100392	Evergreen	—
1"	100	2500	11100393	Light Stone	—
1"	100	2500	11100394	Tan	—
1"	100	2500	11100395	Beige/Ivory	—
1"	100	2500	11100396	Clay	—
1"	100	2500	11100397	Cocoa Brown	—
1"	100	2500	11100398	Light Gray	—
1"	100	2500	11100399	Charcoal Gray	—
1 1/4"	100	2500	11100400	Bright White	—
1 1/4"	100	2500	11100401	Polar White	—
1 1/4"	100	2500	11100402	Evergreen	—
1 1/4"	100	2500	11100403	Light Stone	—
1 1/4"	100	2500	11100404	Tan	—
1 1/4"	100	2500	11100405	Beige/Ivory	—
1 1/4"	100	2500	11100406	Clay	—
1 1/4"	100	2500	11100407	Cocoa Brown	—
1 1/4"	100	2500	11100408	Light Gray	—
1 1/4"	100	2500	11100409	Charcoal Gray	—
1 1/2"	100	2500	11100410	Bright White	—
1 1/2"	100	2500	11100411	Polar White	—
1 1/2"	100	2500	11100412	Evergreen	—
1 1/2"	100	2500	11100413	Light Stone	—
1 1/2"	100	2500	11100414	Tan	—
1 1/2"	100	2500	11100415	Beige/Ivory	—
1 1/2"	100	2500	11100416	Clay	—
1 1/2"	100	2500	11100417	Cocoa Brown	—
1 1/2"	100	2500	11100418	Light Gray	—
1 1/2"	100	2500	11100419	Charcoal Gray	—

1/4"-14
Zinc Plated

Length	Pkg. Qty.	Case Qty.	Part No.	UOM /100
3/4	100	2500	32045	^—
1	100	2500	32046	—
1-1/4	100	2500	32047	—
1-1/2	100	2500	32048	—
2	100	2500	32049	—
2-1/2	100	2500	32050	—
3	100	2500	32051	—

Painted Hex Bonded Sealing Washer Head Stitch Tek1

1/4-14 Diameter
Zinc Plated

Length	Color	Part No.	Pkg. Qty.	Case Qty.	UOM /Ea
7/8"	Bright White	11100352	100	2500	^—
7/8"	Polar White	11100353	100	2500	—
7/8"	Evergreen	11100354	100	2500	—
7/8"	Light Stone	11100355	100	2500	—
7/8"	Tan	11100356	100	2500	—
7/8"	Beige/Ivory	11100357	100	2500	—
7/8"	Clay	11100358	100	2500	—
7/8"	Cocoa Brown	11100359	100	2500	—
7/8"	Light Gray	11100360	100	2500	—
7/8"	Charcoal Gray	11100361	100	2500	—

Pan Head - Phillips
Zinc Plated

6-20

Length	Part No.	Pkg. Qty.	Case Qty.	UOM /100
3/8	31828	100	2500	^—
1/4"	0143530	100	2500	—
1/2	31829	100	2500	—
5/8"	0110677	100	2500	—
3/4	31830	100	2500	—
1"	0143533	100	2500	—
1-1/4"	0143534	100	2500	—
1-1/2"	0143535	100	2500	—

8-18

Length	Part No.	Pkg. Qty.	Case Qty.	UOM /100
3/8"	0143538	100	2500	^—
1/4"	0143537	100	2500	—
1/2	31831	100	2500	—
5/8"	0120819	100	2500	—
3/4	31832	100	2500	—
1	31833	100	2500	—
1-1/4	31834	100	2500	—
1-1/2"	0120820	100	2500	—
2"	0143540	100	2500	—

10-16

Length	Part No.	Pkg. Qty.	Case Qty.	UOM /100
1/2	31835	100	2500	^—
5/8	31836	100	2500	—
3/4	31837	100	2500	—
1	31838	100	2500	—
1-1/4"	0143542	100	2500	—
1-1/2"	0143543	100	2500	—
1-3/4"	0143544	100	2500	—
2"	0143545	100	2500	—
2-1/2"	0143546	100	2500	—
3"	0143547	100	2500	—

12-14

Length	Part No.	Pkg. Qty.	Case Qty.	UOM /100
3/4"	0143549	100	2500	^—
1"	0143550	100	2500	—
1-1/2"	0143551	100	2500	—
2"	0143552	100	2500	—

If its not on our shelf...we'll make it!
Ask the local store to quote your threaded and machined parts.

Self-Drilling Screws

Self-Drilling Screws Cont.

ITW Buildex

1/4"-14

Length	Part No.	Pkg. Qty.	Case Qty.	UOM /100
3/4"	0143554	100	2500	^
1-1/4"	0143556	100	2500	—
1-1/2"	0143557	100	2500	—
2"	0143558	100	2500	—

Flat Head-Phillips
Zinc Plated

#6

Length	Part No.	Pkg. Qty.	Case Qty.	UOM Per UM
3/8"	0148412	100	2500	
7/16"	0148413	100	2500	
1/2"	0148414	100	2500	
5/8"	0148415	100	2500	
3/4"	0148416	100	2500	
1"	0148417	100	2500	
1-1/4"	0148418	100	2500	
1-1/2"	0148419	100	2500	
2"	0148420	100	2500	

#8

Length	Part No.	Pkg. Qty.	Case Qty.	UOM Per UM
3/8"	0148421	100	2500	
1/2"	0148422	100	2500	
5/8"	0148423	100	2500	
3/4"	0148424	100	2500	
1"	0148425	100	2500	
1-1/4"	0148426	100	2500	
1-1/2"	0148427	100	2500	
2"	0148428	100	2500	

#10

Length	Part No.	Pkg. Qty.	Case Qty.	UOM Per UM
1/2"	0148429	100	2500	
5/8"	0148430	100	2500	
3/4"	0148431	100	2500	
1"	0148432	100	2500	
1-1/4"	0148433	100	2500	
1-1/2"	0148434	100	2500	
2"	0148435	100	2500	

#12

Length	Part No.	Pkg. Qty.	Case Qty.	UOM Per UM
3/4"	0148436	100	2500	
1"	0148437	100	2500	
1-1/2"	0148438	100	2500	
2"	0148439	100	2500	

#14

Length	Part No.	Pkg. Qty.	Case Qty.	UOM Per UM
3/4"	0148440	100	2500	
1"	0148441	100	2500	
1-1/4"	0148442	100	2500	
1-1/2"	0148443	100	2500	

Fastenal Self Drilling Screws
Pan Head - Phillips
410 Stainless Steel

6-20

Length	Part No.	Pkg. Qty.	Case Qty.	UOM Per UM
3/8	0128159	100	2500	
1/2	0128160	100	2500	
3/4	0128161	100	2500	
1"	0128162	100	2500	
1-1/2"	0175991	100	2500	

8-18

Length	Part No.	Pkg. Qty.	Case Qty.	UOM Per UM
3/8"	0175992	100	2500	
1/2	0128163	100	2500	
5/8	0128164	100	2500	
3/4	0128165	100	2500	
1"	0128166	100	2500	
1-1/4	0128167	100	2500	
1-1/2	0128168	100	2500	
2"	0128169	100	2500	

10-16

Length	Part No.	Pkg. Qty.	Case Qty.	UOM Per UM
5/8	0128170	100	2500	
3/4	0128171	100	2500	
1"	0128172	100	2500	
1-1/4	0128173	100	2500	
1-1/2	0128174	100	2500	
2"	0128175	100	2500	
2-1/2"	0175994	100	2500	
3"	0175995	100	2500	

12-14

Length	Part No.	Pkg. Qty.	Case Qty.	UOM Per UM
3/4	0128176	100	2500	
1"	0128177	100	2500	
1-1/4	0128178	100	2500	
1-1/2	0128179	100	2500	
2"	0128180	100	2500	
2-1/2	0128181	100	2500	

1/4"-14

Length	Part No.	Pkg. Qty.	Case Qty.	UOM /100
3/4	0128182	100	2500	^
1"	0128183	100	2500	—
1-1/4	0128184	100	2500	—
1-1/2	0128185	100	2500	—
2"	0128186	100	2500	—
2-1/2	0128187	100	2500	—
3"	0175997	100	2500	—

Flat Head Phillips
410 Stainless Steel

#6

Length	Part No.	Pkg. Qty.	Case Qty.	UOM Per UM
1/2"	0175875	100	2500	
3/4"	0175876	100	2500	
1"	0175877	100	2500	
1-1/2"	0175879	100	2500	

#8

Length	Part No.	Pkg. Qty.	Case Qty.	UOM Per UM
1/2"	0175880	100	2500	
5/8"	0175881	100	2500	
3/4"	0175882	100	2500	
1"	0175883	100	2500	
1-1/2"	0175885	100	2500	
2"	0175886	100	2500	

#10

Length	Part No.	Pkg. Qty.	Case Qty.	UOM Per UM
3/4"	0175888	100	2500	
1-3/4"	0175892	100	2500	
2"	0175893	100	2500	
2-1/2"	0175894	100	2500	
3"	0175895	100	2500	

#12

Length	Part No.	Pkg. Qty.	Case Qty.	UOM Per UM
3/4"	0175896	100	2500	
1"	0175897	100	2500	
1-1/4"	0175898	100	2500	
1-1/2"	0175899	100	2500	
1-3/4"	0175900	100	2500	
2"	0175901	100	2500	
2-1/2"	0175902	100	2500	
3"	0175903	100	2500	

#14

Length	Part No.	Pkg. Qty.	Case Qty.	UOM Per UM
3/4"	0175904	100	2500	
1"	0175905	100	2500	
1-1/4"	0175906	100	2500	
1-1/2"	0175907	100	2500	
1-3/4"	0175908	100	2500	
2"	0175909	100	2500	
2-1/2"	0175910	100	2500	
3"	0175911	100	2500	
3-1/2"	0175912	100	2500	
4"	0175913	100	2500	

Fastenal Self Drilling Screws
Hex Washer Head
410 Stainless Steel

6-20

Length	Part No.	Pkg. Qty.	Case Qty.	UOM /100
3/8	31941	100	2500	^
1/2	31942	100	2500	—
5/8"	0175914	100	2500	—
3/4"	0175915	100	2500	—
1"	0175916	100	2500	—
1-1/2"	0175918	100	2500	—

Self-Drilling Screws Cont.

ITW Buildex

8-18

Length	Pkg. Qty.	Case Qty.	Part No.	UOM
3/8"	100	2500	0175919	^
1/2	100	2500	31943	—
5/8	100	2500	31944	—
3/4	100	2500	31945	—
1"	100	2500	31946	—
1-1/4	100	2500	31947	—
1-1/2	100	2500	31948	—
2"	100	2500	0175921	—

10-16

Length	Pkg. Qty.	Case Qty.	Part No.	UOM /100
1/2	100	2500	31949	^
5/8	100	2500	31950	—
3/4	100	2500	31951	—
1"	100	2500	31952	—
1-1/4	100	2500	31953	—
1-1/2	100	2500	31954	—
1-3/4"	100	2500	0175922	—
2"	100	2500	0175923	—
2-1/2"	100	2500	0175924	—
3"	100	2500	0175925	—

12-14

Length	Pkg. Qty.	Case Qty.	Part No.	UOM /100
3/4	100	2500	31955	^
1"	100	2500	31956	—
1-1/4	100	2500	31966	—
1-1/2	100	2500	31957	—
2"	100	2000	31958	—
2-1/2	100	2000	31967	—
3"	100	2000	31968	—
4	100	1000	31969	—

1/4"-14

Length	Pkg. Qty.	Case Qty.	Part No.	UOM /100
3/4	100	2500	31959	^
1	100	2500	31960	—
1-1/4	100	2500	31961	—
1-1/2	100	2500	31962	—
1-3/4"	100	2500	0175927	—
2	100	1500	31963	—
2-1/2	50	1000	31964	—
3	50	1000	31965	—
4"	50	1000	0175928	—

Hex Washer Head

300 Series Stainless Cap over Carbon Steel Screw

#12-14

Length	Part No.	Point Style	Pkg. Qty.	Case Qty.	UOM /100
1	0123043	#2	50	2500	^
1-1/4	0123044	#2	50	2500	—
1-1/2	0123045	#2	50	2000	—

1/4"-14

Length	Part No.	Point Style	Pkg. Qty.	Case Qty.	UOM /100
7/8	0123046	#1	100	2500	^

Fastenal Drill and Tap Screws, Pan Head Square Drive

Zinc Plated

#6

Length	Pkg. Qty.	Case Qty.	Part No.	UOM /100
3/8	100	2500	31046	^
1/2	100	2500	31047	—

#8

Length	Pkg. Qty.	Case Qty.	Part No.	UOM /100
1/2	100	2500	31049	^
5/8	100	2500	31050	—
3/4	100	2500	31051	—
1	100	2500	31052	—
1-1/4	100	2500	31053	—
1-1/2	100	2500	31054	—

#10

Length	Pkg. Qty.	Case Qty.	Part No.	UOM /100
1/2	100	2500	31055	^
5/8	100	2500	31056	—
3/4	100	2500	31057	—
1	100	2500	31058	—
1-1/4	100	2500	31059	—
1-1/2	100	2500	31060	—
2	100	2500	31061	—

Fastenal Drill and Tap Screws, Wafer Head, Square Drive

Zinc Plated

10-24

Length	Pkg. Qty.	Case Qty.	Part No.	UOM /100
3/4	100	2500	29825	^
1	100	2500	29826	—
1-1/4	100	2500	29827	—
1-1/2	100	2500	29815	—

12-24

Length	Pkg. Qty.	Case Qty.	Part No.	UOM /100
3/4"	100	2500	31841	—
1"	100	2500	31842	—
1-1/2"	100	2500	31844	—
2	100	2500	29816	^
2-1/2	100	2500	29817	—
3	100	2500	29830	—

If its not on our shelf...we'll make it!
Ask the local store to quote your threaded and machined parts.

Self-Drilling Screws

Self-Drilling Screws Cont.

Drill Flex Screws

Elco Drill-Flex fasteners are specially designed and processed to help alleviate hydrogen induced brittle failures. Cold formed from a special steel alloy, their point and lead tapping threads are selectively hardened to a minimum of HRC 52 for reliable drilling and tapping, while the hardness of the load-bearing portion is held at or below the critical HRC 34 level.

High-hardness points and lead tapping threads for drilling and tapping make the Drill-Flex® the screw of choice in structural applications. Silver Stalgard® Coating provides 800 hours of salt spray resistance.

Part No.	Description	Drive Point Style	Drilling Capacity	Application	Pkg. Qty.	UOM /100
0120595	10-16 x3/4	#3	0.150	Steel & Aluminum	100	^
0120596	12-14 x7/8	#3	0.187	Aluminum Only	100	—
0120597	12-14 x 1	#3	0.187	Steel & Aluminum	100	—
0120606*	12-14 x 1	#3	0.187	Steel & Aluminum	100	—
0120598	12-14 x 11/2	#3	0.187	Steel & Aluminum	100	—
0120599	12-14 x 2	#3	0.187	Steel & Aluminum	100	—
0120600	1/4-14 x 1	#3	0.210	Steel & Aluminum	100	—
0120601	1/4-14 x 11/2	#3	0.210	Steel & Aluminum	100	—
0120602	1/4-20 x 11/8	#4	.210-.312	Steel & Aluminum	100	—
0120603	1/4-20 x 11/8	#4	.210-0.375	Steel & Aluminum	100	—
0120604	1/4-20 x 2	#4	.210-0.375	Steel & Aluminum	50	—
0120605	1/4-20 x 21/2	#4	.210-0.375	Steel & Aluminum	50	—

*Undercut

ITW Buildex Teks®
Oval Head - Phillips

Teks® Fasteners Feature:
Head Styles: **Proper head style choice will ensure stability during driving, proper clamping and desired finish appearance.**
Thread Form and Diameter: **The correct choice of thread form and diameter optimizes low installation torque with high pullout strength.**
Pilot Selection: **The unthreaded portion of the point assures that the drilling of the steel is completed before the threads begin tapping into the drilled hole.**
Point: **The point is designed to efficiently remove material ant to precisely size the hole for the thread.**Finish **- #6, #8 = Electro-zinc, #10, #12, & 1/4 = Climaseal.**

8-18

Length	Part No.	Pkg. Qty.	Case Qty.	UOM /100
3/4	32017	100	10000	^
1	32018	100	5000	—
1-1/4	32019	100	5000	—

10-16

Length	Part No.	Pkg. Qty.	Case Qty.	UOM /100
3/4	32021	100	5000	^
1	32022	100	5000	—
1-1/4	32023	100	5000	—

ITW Buildex Teks®
Pan Head - Phillips

6-20

Length	Part No.	Pkg. Qty.	Case Qty.	UOM /100
3/8	32002	100	20000	^
1/2	32003	100	10000	—

8-18

Length	Part No.	Pkg. Qty.	Case Qty.	UOM /100
1/2	32004	100	15000	^
5/8	32005	100	10000	—
3/4	32006	100	10000	—
1	32007	100	8000	—
1-1/4	32008	100	5000	—
1-1/2	32009	100	5000	—

10-16

Length	Part No.	Pkg. Qty.	Case Qty.	UOM /100
1/2	32010	100	10000	^
5/8	32011	100	5000	—
3/4	32012	100	5000	—
1	32013	100	5000	—

Teks®
Hex Washer Head

6-20

Length	Part No.	Pkg. Qty.	Case Qty.	UOM /100
3/8	32026	100	20000	^
1/2	32027	100	20000	—

8-18

Length	Part No.	Pkg. Qty.	Case Qty.	UOM /100
1/2	32028	100	10000	^
5/8	32029	100	10000	—
3/4	32030	100	5000	—
1	32031	100	5000	—
1-1/4	32032	100	5000	—
1-1/2	32033	100	5000	—

10-16

Length	Part No.	Pkg. Qty.	Case Qty.	UOM /100
1/2	32035	100	5000	^
5/8	32036	100	5000	—
3/4	32037	100	5000	—
1	32038	100	5000	—
1-1/4	32039	100	5000	—
1-1/2	32040	100	5000	—

Self-Drilling Screws Cont.

ITW Buildex

10-24

Length	Part No.	Pkg. Qty.	Case Qty.	UOM /100
3/4	32063	100	5000	^
1	32066	100	5000	—

12-14

Length	Part No.	Pkg. Qty.	Case Qty.	UOM /100
3/4	32041	500	5000	^
1	32042	500	5000	—
1-1/4	32055	500	5000	—
1-1/2	32043	250	1000	—
2	32044	250	1000	—
2-1/2	32052	100	1000	—
3	32053	100	1000	—
4"	32054	100	1000	—

Hex Head - Insulation Screws

For metal panel on rigid insulation & metal deck

Length	Part No.	Pkg. Qty.	UOM Per UM
1-7/8"	32113	100	
2-3/8"	32114	100	
3-1/4"	32115	100	
4"	32118	100	

Hex Washer Stitch

Used for metal joints, standard #1 drill point.



10-16

Length	Part No.	Pkg. Qty.	Case Qty.	UOM /100
3/4	32100	100	5000	^

12-14

Length	Part No.	Pkg. Qty.	Case Qty.	UOM /100
3/4	32101	100	5000	^

1/4"-14

Length	Part No.	Pkg. Qty.	Case Qty.	UOM /100
7/8	32104	100	5000	^
7/8*	32652	100	3000	—

*With Washer

Round Washer Head Tek

#8

Size	Part No.	Pkg. Qty.	Case Qty.	UOM Per UM
1/2	32014	100	5000	

Large Pattern Head With Serrations

1/4"-14 - 7/16" Hex

Length	Part No.	Pkg. Qty.	Case Qty.	UOM /100
3/4"	32084	100	3000	^
1"	32085	100	2500	—

Designated for use with overhead doors.

Track Bolts

Description	Length	Part No.	UOM /100
1/4-20 x 5/8 SL Track Bit	5/8	29808	^
1/4-20 x 1 SL Track Bit	1	29809	—

Designated for use with overhead doors.

Overhead Door Fasteners (Unhardened)



Description	Part No.	Head	Head Ht.
7/16 WAF-Head Height .218-.220	29800	HWH	.218-.220
7/16 WAF-Head Height .3125-.3323	0131166	HWH	.3125-.3323

Flat Head Carriage Bolt

Description	Part No.
1/4-20 x 1-3/4	29804
1/4-20 x 1-7/8	29805
1/4-20 x 2-1/4	29806
1/4-20 x 2-1/2	29807

Hex Washer Head Lag Screws

Head - 7/16" Drive

Designated for use with overhead doors.

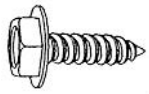

Type	Length	Part No.	UOM /100
Non-Serrated .172-.190" High			
7/16 WAF	1	0131165	—
Non-Serrated 5/16" High			
7/16 WAF	1-3/4	29801	—
7/16 WAF	2-1/2	29802	—
7/16 WAF	3	29803	—

Hex Washer

Non-Serrated

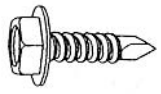

Size	Length	Part No.	UOM /100
10-16	3/4	31812	^
10-16	1	31813	—
1/4-14	3/4	31822	—
1/4-14	1	31823	—

Designated for use with overhead doors.

If its not on our shelf...we'll make it!
Ask the local store to quote your threaded and machined parts.

Self-Drilling Screws

Self-Drilling Screws Cont.

ITW Buildex

Head - 7/16" Drive
Serrated

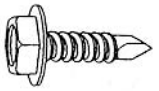

Size	Length	Point Style	Part No.	UOM /100
1/4-14	5/8	#2	0131977	^
1/4-14	3/4	#2	0131978	—
1/4-14	1	#2	0131979	—
1/4-20	3/4"	#2	32654	—
1/4-20	3/4"	#3	32655	—

Designated for use with overhead doors.

Fastenal Drill & Tap Screws
Heavy Gauge

12-24

Length	Part No.	Pkg. Qty.	Case Qty.	UOM /100
7/8	32106	100	250	^
1-1/4	32108	100	4000	—

Teks®/5
Heavy Gauge

Size	Length	Part No.	Pkg. Qty.	Case Qty.	UOM /100
12-24	1-1/4*	32657	100	2500	^
12-24	1-1/4	32109	250	4000	—
12-24	1-1/2	32112	250	2500	—
12-24	2	32116	100	2000	—
1/4-28	3	32117	50	1000	—
1/4-28	4	32119	25	500	—
1/4-28	6	31799	25	250	—
1/4-28	8	31798	10	150	—
1/4-14	4	0132990	10	150	—

*With BS Washer.

Buildex
Teks®/3
Hex Washer Head with Serrations

Size	Length	Part No.	Pkg. Qty.	Case Qty.
10-16	3/4	0132999	100	2500

Teks® Phillips Flat Wing
Heavy-Gauge Wood To Metal

10-24 (Teks 3)

Length	Part No.	Pkg. Qty.	Case Qty.	UOM /100
1-7/16	32089	250	2500	^

Buildex
Teks®/3 with Ribs
Square Phillips Drive

Length	Part No.	Pkg. Qty.	Case Qty.
1-13/16	0131180	100	2500

12-24 (Teks 4)

Length	Part No.	Pkg. Qty.	Case Qty.	UOM /100
1-5/8	32099	250	2500	^
2-1/4	32086	250	2500	—
2-3/4	32087	250	2500	—

Self-Drilling Screws

1/4"-20 (Teks 4)

Length	Part No.	Pkg. Qty.	Case Qty.	UOM /100
3	32088	50	1000	^

Teks® /3 Drill Point
Flat Head

10-24

Length	Part No.	Pkg. Qty.	Case Qty.	UOM /100
1-1/4	32092	250	2500	^
1-7/16	31845	250	2500	—
1-1/2	32093	250	2500	—
2	29816	100	2500	—
2-1/2	29817	100	2500	—

Hex Head With Sealing Washer
Climaseal Coated and Stainless Steel

Climaseal® finish provides excellent corrosion resistance and lower tapping torque.

10-16

Length	Climaseal Part No.	Climaseal UOM /100	Stainless Steel Part No.	Stainless Steel UOM /100	Pkg. Qty.	Case Qty.
5/8	32064	^	31975	^	250	2500
3/4	32065	—	31976	—	250	2500

12-14

Length	Climaseal Part No.	Climaseal UOM	Stainless Steel Part No.	Stainless Steel UOM	Pkg. Qty.
3/4	32067	—	31980	—	250
1	32068	—	31981	—	250
1-1/4	32078	—	31979	—	100
1-1/2	32069	—	31982	—	250
2	32070	—	31983	—	100

1/4"-14

Length	Climaseal Part No.	Climaseal UOM /100	Stainless Steel Part No.	Stainless Steel UOM /100	Pkg. Qty.
3/4	32071	^	31984	^	250
1	32072	—	31985	—	250
1-1/4	32073	—	31986	—	100
1-1/2	32074	—	31987	—	200
2	32075	—	31988	—	150
2-1/2	32076	—	31989	—	100
3	32077	—	31990	—	100

Self-Drilling Screws Cont.

ITW Buildex

Teks® /3 Drill Point
Flat Wafer - Phillips
Square & Torx

10-16

	Phillips				Torx			
Length	Part No.	Pkg. Qty.	Case Qty.	UOM /100	Part No.	Pkg. Qty.	Case Qty.	UOM /100
1	32091	100	5000	^—	32096	100	5000	^—

10-24

	Phillips				Square			
Length	Part No.	Pkg. Qty.	Case Qty.	UOM /100	Part No.	Pkg. Qty.	Case Qty.	UOM /100
3/4	32090	100	8000	^—	29825	100	2500	^—

Clip Screws for Metal Roofs

Pancake Head Teks /3

Part No.	Size	Length	Point Style	Pkg. Qty.	Case Qty.	UOM /100
0123038	10-16	1	#3	100	4000	^—
0123039	12-14	1	#3	50	4000	—

Pancake Head - Type D

Part No.	Size	Length	Type	Pkg. Qty.	Case Qty.	UOM /100
0123040	10-12	1	Type A	100	4000	^—
0123041	12-11	1	Type A	50	4000	—
0131191	10-12	1-1/2	Type A	50	3000	—

Phillips Square Drive Bit Tip for Pancake Head Screws

Part No.	UOM /100
0123042	^—

Deck Screws

GRKFASTENERS®
The Industry's Toughest Screws
www.grkfasteners.com

GRK Cabinet Screws
#8 Star Drive

GRK Cabinet Screws were designed specifically for uses in cabinet construction and installation. All Cabinet Screws are manufactured in a #8 gauge (4 mm) diameter. Lengths range from 1-1/4" (30 mm) to 3-1/8" (80 mm).

These screws are thin enough to prevent most material splitting while still providing sufficient strength to guarantee a secure installation. The Cabinet Screw washer head design presses flush against any cabinet surface.

Bulk

Diameter	Length	Part No.
8	1-1/4	0161145
8	1-1/2	0161146
8	1-3/4	0161147
8	2	0161148
8	2-1/2	0161149
8	2-3/4	0161150

GRK Cabinet Screws
Packaged in Handy-Pak

Diameter	Length	Part No.	Pkg. Qty.	UOM /EA
8	1-1/4"	11101126	100	^—
8	1-1/2"	11101127	100	—
8	1-3/4"	11101128	100	—
8	2"	11101129	100	—
8	2-1/2"	11101130	100	—
8	2-3/4"	11101131	100	—
8	3-1/8"	11101132	50	—

GRK Trim Screws

GRK Trim Screws are ideal for most fine carpentry applications, as well as window extension jams and more. Our Trim Screws provide end users with the smallest screw head on the market. With sizes available from 1-1/2" (40 mm) to 5" (9125 mm), users have plenty of choice.

The Trim screws exceptionally small head, along with the W-Cut thread design, prevent most material splitting. Pre-drilling is only necessary if the building materials limitation require a pilot hole to be drilled.

Trim Screws also come with 1,200+ salt spray hour, Climatek® corrosion protection. In case you are using our Trim Screws in vinyl or composite decking, this will come in very handy.

The screw has 6 cutting pockets which also work as supporting edges for the head. When using the screw the cutting pockets create the countersinking and cut into the material. At the same time, the supporting edges have a stabilizing effect. When fastening fittings, these supporting edges rest on the pre-formed countersunk holes and avoid material damage.

Diameter	Part No.	Length	Pkg. Qty.	Case Qty.	UOM
8	0161152	1-1/2	100	1000	^—
8	0161153	2	100	1000	—
8	0161154	2-1/2	100	1000	—
8	0161155	2-3/4	100	1000	—
8	0161156	3-1/8	100	1000	—

Diameter	Part No.	Length	Pkg. Qty.	Case Qty.	UOM
9	0161157	2-1/2	100	1000	^—

If its not on our shelf...we'll make it!
Ask the local store to quote your threaded and machined parts.

Deck Screws

Deck Screws Cont.

GRK Trim Screws
Packaged in Handy-Pak

Length	Diameter	Part No.	Pkg. Qty.	UOM /EA
1-1/4"	8	11101133	100	^
1-1/2"	8	11101134	100	—
2"	8	11101135	100	—
2-1/2"	8	11101136	100	—
2-3/4"	8	11101137	100	—
3-1/8"	8	11101138	100	—
2-1/2"	9	11101139	100	—
2-3/4"	9	11101140	100	—
3-1/8"	9	11101141	100	—
4"	9	11101142	50	—
5"	9	11101143	50	—

GRK RT Composite Trim Screws
Packaged in Handy-Pak

GRK has modified its innovative Fin/Trim Head Screw to include reverse threading under the head of the fastener. After extensive testing, GRK has found that the reverse thread on the RT Composite Trim Head Screw helps the screw disappear beneath the surface of the wood composite material, reducing or eliminating the dimple that sometimes appears when using standard screws.

Length	Diameter	Part No.	Pkg. Qty.	UOM /EA
2"	8	11101144	100	^
2-1/2"	8	11101145	100	—
2-3/4"	8	11101146	100	—
3-1/8"	8	11101147	100	—
2-1/2"	9	11101148	100	—
2-3/4"	9	11101149	100	—
3-1/8"	9	11101150	100	—

R4 Screws
Type 17 Star Drive

The R4 screw with countersinking cutters eliminates this separate process completely. Because the countersink cutting screw creates its own countersink hole. It can be used for any material without pre-countersinking.

Bulk

Length	#4 Part No.	#6 Part No.	#8 Part No.	#9 Part No.	#10 Part No.	#12 Part No.
3/8	0161062					
1/2	0161063					
1/2		0161068				
5/8	0161064	0161069	0161077			
3/4	0161065	0161070	0161078	0161087	0161096	
1	0161066	0161071	0161079	0161088	0161097	
1-1/4	0161067	0161072	0161080	0161089	0161098	
1-3/8		0161073	0161081			
1-1/2		0161074	0161082	0161090	0161099	
1-3/4		0161075	0161083	0161091	0161100	
2		0161076	0161084	0161092	0161101	0161108
2-1/2			0161085	0161093	0161102	0161109
2-3/4			0161086	0161094	0161103	0161110
3-1/8				0161095	0161104	0161111
3-1/2					0161105	0161112
4					0161106	0161113
4-3/4					0161107	0161114
5-5/8						0161115
6-3/8						0161116
7-1/4						0161117
8						0161118
10						0161119
12						0161120

GRK R4 Screws
Packaged in Handy-Pak

Length	Diameter	Part No.	Pkg. Qty.	UOM /EA
3/8"	4	11101031	100	^
1/2"	4	11101032	100	—
5/8"	4	11101033	100	—
3/4"	4	11101034	100	—
1"	4	11101035	100	—
1-1/4"	4	11101036	100	—
1/2"	6	11101037	100	—
5/8"	6	11101038	100	—
3/4"	6	11101039	100	—
1"	6	11101040	100	—
1-1/4"	6	11101041	100	—
1-3/8"	6	11101042	100	—
1-1/2"	6	11101043	100	—
1-3/4"	6	11101044	100	—
2"	6	11101045	100	—
5/8"	8	11101046	100	—
3/4"	8	11101047	100	—
1"	8	11101048	100	—
1-1/4"	8	11101049	100	—
1-3/8"	8	11101050	100	—
1-1/2"	8	11101051	100	—
1-3/4"	8	11101052	100	—
2"	8	11101053	100	—
2-1/2"	8	11101054	100	—
2-3/4"	8	11101055	100	—
3/4"	9	11101056	100	—
1"	9	11101057	100	—
1"1/4	9	11101058	100	—
1"1/2	9	11101059	100	—
1-3/4"	9	11101060	100	—
2"	9	11101061	100	—
2"1/2	9	11101062	100	—
2"3/4	9	11101063	100	—
3"1/8	9	11101064	100	—
3/4"	10	11101065	100	—
1"	10	11101066	100	—
1-1/4"	10	11101067	100	—
1-1/2"	10	11101068	100	—
1-3/4"	10	11101069	100	—
2"	10	11101070	100	—
2"1/2	10	11101071	100	—
2-3/4"	10	11101072	100	—
3-1/8"	10	11101073	100	—
3-1/2"	10	11101074	50	—
4"	10	11101075	50	—
4-3/4"	10	11101076	50	—
2"	12	11101077	100	—
2-1/2"	12	11101078	100	—
2-3/4"	12	11101079	100	—
3-1/8"	12	11101080	100	—
3-1/2"	12	11101081	50	—
4"	12	11101082	50	—
4-3/4"	12	11101083	50	—
5-5/8"	12	11101084	50	—
6-3/8"	12	11101085	50	—
7-1/4"	12	11101086	50	—
8"	12	11101087	50	—
10"	12	11101088	50	—
12"	12	11101089	50	—

GRK RSS Structural Screw

The RSS® has a round head with a built-in shield (washer type head) and is available in a variety of sizes up to 16 inches. RSS® fasteners are available (gold colored) Climatek® coating and in Pheinox® stainless steel.

Bulk

Length	10 Part No.	1/4 Part No.	5/16 Part No.	3/8 Part No.
1-1/2	0161121	0161126		
2	0161122	0161127		
2-1/2	0161123	0161128	0161132	
2-3/4	0161124	0161129	0161133	
3-1/8	0161125	0161130	0161134	
3-1/2		0161131	0161135	
4			0161136	
5-1/8			0161137	
6			0161138	
7-1/4				0161139
8				0161140
10				0161141
12				0161142
14-1/8				0161143
16				0161144

Deck Screws Cont.

GRK RSS Structural Screws
Packaged in Handy-Pak

GRK's patented self-tapping RSS Rugged Structural Screws are made of specially case hardened steel to provide high tensile, torque and shear strength. Sharp threads and points bite instantly into building materials, including hardwood, reducing the splitting effect due to smaller shanks.

GRK's round head with built-in shield, washer type head, has no sharp edges such as on conventional lag screws. The added shoulder underneath the washer has the ability to center the RSS screw in predrilled hardwood like hinges and connector plates.

Length	UOM Diameter	Part No.	Pkg. Qty.	/EA
1-1/2"	10	11101090	50	^—
2"	10	11101091	50	—
2-1/2"	10	11101092	50	—
2-3/4"	10	11101093	50	—
3-1/8"	10	11101094	50	—
1-1/2"	1/4	11101095	50	—
2"	1/4	11101096	50	—
2-1/2"	1/4	11101097	50	—
2-3/4"	1/4	11101098	50	—
3-1/8"	1/4	11101099	50	—
3-1/2"	1/4	11101100	50	—
2-1/2"	5/16	11101101	100	—
2-3/4"	5/16	11101102	100	—
3-1/8"	5/16	11101103	100	—
3-1/2"	5/16	11101104	100	—
4"	5/16	11101105	100	—
5-1/8"	5/16	11101106	50	—
6"	5/16	11101107	50	—
3-1/8"	3/8	11101108	50	—
4"	3/8	11101109	50	—
5-1/8"	3/8	11101110	50	—
6"	3/8	11101111	50	—
7-1/4"	3/8	11101112	50	—
8"	3/8	11101113	50	—
10"	3/8	11101114	50	—
12"	3/8	11101115	50	—
14-1/8"	3/8	11101116	50	—
16"	3/8	11101117	50	—

GRK RSS LPS Panel Screws
Packaged in Handy-Pak

Extremely strong, patented, low profile, washer type head provides superior hold down pressure to panel.

Length	Diameter	Part No.	Pkg. Qty.	UOM /EA
6"	1/4	11101118	50	^—
8"	1/4	11101119	50	—
10"	1/4	11101120	50	—
12"	1/4	11101121	50	—
14"	1/4	11101122	50	—

GRK RSS LTF Timber Frame Fastener
Packaged in Handy-Pak

Patented washer type head produces extreme pressure pulling the log down and eliminating the need to add a washer as required by common lag screws. Head can be countersunk 1"-3" without predrilling a countersunk hole.

Exclusive "CEE" thread slightly enlarges hole for screw shank and allows log to settle without restriction.

Part No.	Length	Diameter	Pkg. Qty.	UOM /EA
11101123	10"	3/8	50	^—
11101124	12"	3/8	50	—
11101125	15"	3/8	50	—

Dec-King
Climacoat Finish

ITW Buildex

Size	Length	Phillips Part No.	Square Part No.
6	1-1/4	34920	
6	1-5/8	34921	0131222
7	2	34922	0131223
8	2-1/2	34923	0131224
8	3	34924	0131225
10	3-1/2	34925	0131226

Deck Screws 18-8 Stainless Steel

Screws going into ACQ treated Lumber need to be Stainless or Approved Coating for ACQ.

Length	Grade 316			Grade 18-8			
	6 Square Part No.	8 Square Part No.	10 Square Part No.	8 Square Part No.	8 Phillips Part No.	10 Square Part No.	10 Phillips Part No.
1-1/4	0178686				0142335		
1-5/8	0178687	0178689	0178694	0123073	0123079		
2"	0178688	0178690	0178695	0123074	0123080		
2-1/4		0178691					
2-1/2		0178692	0178696	0123075	0123081	0123077	0123083
3"		0178693	0178697	0123076	0123082	0123078	0123084
3-1/2			0178698				

Approved for ACQ Treated Lumber

- Available in Star Drive or Combination Phillips/Square Drive
- Head Design for Countersinking to Provide a Flush Installation
- Clear Ruspert Finish for Exterior Applications, and Approved for ACQ Treated Wood
- Thread Design Starts Faster and Slices Through Decking
- Type 17 Point: No Pre-Drilling Required

All-Purpose

ACQ Treated Lumber Type 17

Length	6 Lobe 8 Part No.	6 Lobe 9 Part No.	6 Lobe 10 Part No.	Square/Phillips Combo 8 Part No.	Square/Phillips Combo 9 Part No.	Square/Phillips Combo 10 Part No.
1-1/4	0185910			0185909		
1-5/8	0184878			0184877		
2	0184880			0184879		
2-1/2		0184882			0184881	
3			0184884			0184883
3-1/2			0184886			0184885

Composite Deck - 6 Lobe

- Head Design Traps Loose Material to Provide a Flush Installation and "No Mushroom" Finish
- Thread Design to Trap Loose Composite Material
- Star Drive to Reduce Slippage
- 599 Magni Coating for Exterior Applications, and Approved for ACQ Treated Wood
- Thread Design Starts Faster and Slices Through Decking
- Tan and Gray to Match Popular Deck Colors



Composite

Length	Gray Part No.	Tan Part No.
2-1/2	0184875	0184876
3	0185906	0185907

If its not on our shelf...we'll make it!
Ask the local store to quote your threaded and machined parts.

Deck Screws

Deck Screws Cont.

Multi-Purpose Interior Wood Screws

Type 17

Nibs under the Head

#6 Diameter

Length	Bugle Dacronized Phillips Square Part No.	UOM /100	Torx Part No.	UOM /100	Flat Yellow Zinc Phillips/Square Combo Part No.	UOM /100	Flat Yellow Zinc Phillips/Square Combo Part No.	UOM /100	Pkg. Qty.	Case Qty.
1	0142348	^	0148379	^	0150166	^	0150181	^	100	10000
1-1/8			0148380	—	0150167	—	0150182	—	100	10000
1-1/4	0142349	—	0148381	—	0150168	—	0150183	—	100	8000
1-5/8	0142350	—	0148382	—	0150169	—	0150184	—	100	5000
1-7/8					0150170	—	0150185	—	100	5000
2	0142351	—	0148383	—	0150171	—	0150186	—	100	3500
2-1/4	0142352	—	0148384	—	0150172	—	0150187	—	100	3500
2-3/8					0150173	—			100	2500
2-1/2			0148385	—	0150174	—			100	2500
3			0148386	—	0150175	—			100	2500

Contractor Pack - #6 Diameter

Length	Torx Part No.	UOM /100	Flat Yellow Zinc Phillips/Square Combo Part No.	UOM /100	Pkg. Qty.	Case Qty.
1	110150166	^	110150181	^	100	2500
1-1/8	110150167	—	110150182	—	100	2500
1-1/4	110150168	—	110150183	—	100	2500
1-5/8	110150169	—	110150184	—	100	2500
1-7/8	110150170	—	110150185	—	100	2500
2	110150171	—	110150186	—	100	2500
2-1/4	110150172	—	110150187	—	100	2500

#8 Diameter

Length	Bugle Dacronized Phillips Part No.	UOM /100	Flat Yellow Zinc Phillips/Square Combo Part No.	UOM /100	Pkg. Qty.	Case Qty.
1-1/4	0142353	^			100	2500
1-1/2	0142354	—			100	2500
2	0142355	—			100	2500
2-3/8			0150188	—	100	2500
2-1/2	0142356	—	0150189	—	100	2500
3	0142357	—	0150190	—	100	2500

Contractor Pack - #8 Diameter

Length	Torx Part No.	UOM /100	Flat Yellow Zinc Phillips/Square Combo Part No.	UOM /100	Pkg. Qty.	Case Qty.
2-3/8	110150173	^	110150188	^	100	2500
2-1/2	110150174	—	110150189	—	100	2500
3	110150175	—	110150190	—	100	2500

#10 Diameter

Length	Bugle Dacronized Phillips Square Part No.	UOM /100	Torx Part No.	UOM /100	Flat Yellow Zinc Phillips/Square Combo Part No.	UOM /100	Flat Yellow Zinc Phillips/Square Combo Part No.	UOM /100	Pkg. Qty.	Case Qty.
3-1/2	0142358	^	0148387	^					100	2500
3-3/4					0150176	—	0150191	—	100	2500
4	0142359	—	0148388	—	0150177	—	0150192	—	100	2500
4-1/2	0142360	—			0150178	—	0150193	—	100	2500
5	0142361	—	0148389	—	0150179	—	0150194	—	100	2500
6	0142362	—	0148390	—	0150180	—	0150195	—	50	2500

Contractor Pack - #10 Diameter

Length	Torx Part No.	UOM /100	Flat Yellow Zinc Phillips/Square Combo Part No.	UOM /100	Pkg. Qty.	Case Qty.
3-3/4	110150176	^	110150191	^	250	2500
4	110150177	—	110150192	—	250	2500
4-1/2	110150178	—	110150193	—	225	2500
5	110150179	—	110150194	—	200	2500
6	110150180	—	110150195	—	150	2500

Woodgrip Screws

With bonded washer

- Non-walking sharp gimlet point for fast material engagement.
- Dual sealing bonded washer prevents leaks.
- Vulcanized bonding of washer eliminates separation of EPDM from the metal backing.
- High Hat Hex Washer Head for driving stability.

No Color #9

Length	Pkg. Qty.	Case Qty.	Part No.	UOM /100
1	500	2500	31931	^
1-1/2	250	2500	31933	—
2	250	2500	31935	—
2-1/2	100	2000	31937	—
3	100	1500	31939	—

Bright White #9

Length	Pkg. Qty.	Case Qty.	Part No.	UOM /100
1	100	2500	31932	^
1-1/2	100	2500	31934	—
2	100	2500	31936	—
2-1/2	100	2000	31938	—
3"	100	2000	11100288	—

Polar White #9

Length	Pkg. Qty.	Case Qty.	Part No.	UOM /Ea
1"	100	2500	11100252	^
1 1/2"	100	2500	11100261	—
2"	100	2500	11100270	—
2 1/2"	100	2000	11100279	—
3"	100	2000	11100289	—

Barn Red #9

Length	Pkg. Qty.	Case Qty.	Part No.	UOM /Ea
1"	100	2500	11100253	^
1 1/2"	100	2500	11100262	—
2"	100	2500	11100271	—
2 1/2"	100	2000	11100280	—
3"	100	2000	11100290	—

Deck Screws Cont.

Evergreen #9

Length	Pkg. Qty.	Case Qty.	Part No.	UOM /Ea
1"	100	2500	11100254	^—
1 1/2"	100	2500	11100263	—
2"	100	2500	11100272	—
2 1/2"	100	2000	11100281	—
3"	100	2000	11100291	—

Light Stone #9

Length	Pkg. Qty.	Case Qty.	Part No.	UOM /Ea
1"	100	2500	11100255	^—
1 1/2"	100	2500	11100264	—
2"	100	2500	11100273	—
2 1/2"	100	2000	11100282	—
3"	100	2000	11100292	—

Clay #9

Length	Pkg. Qty.	Case Qty.	Part No.	UOM /Ea
1"	100	2500	11100256	^—
1 1/2"	100	2500	11100265	—
2"	100	2500	11100274	—
2 1/2"	100	2000	11100283	—
3"	100	2000	11100293	—

Brown #9

Length	Pkg. Qty.	Case Qty.	Part No.	UOM /Ea
1"	100	2500	11100257	^—
1 1/2"	100	2500	11100266	—
2"	100	2500	11100275	—
2 1/2"	100	2500	11100284	—
3"	100	2500	11100294	—

Cocoa Brown #9

Length	Pkg. Qty.	Case Qty.	Part No.	UOM /Ea
1"	100	2500	11100258	^—
1 1/2"	100	2500	11100267	—
2"	100	2500	11100276	—
2 1/2"	100	2000	11100285	—
3"	100	2000	11100295	—

Light Gray #9

Length	Pkg. Qty.	Case Qty.	Part No.	UOM /Ea
1"	100	2500	11100259	^—
1 1/2"	100	2500	11100268	—
2"	100	2500	11100277	—
2 1/2"	100	2500	11100286	—
3"	100	2500	11100296	—

Charcoal Gray #9

Length	Pkg. Qty.	Case Qty.	Part No.	UOM /Ea
1"	100	2500	11100260	^—
1 1/2"	100	2500	11100269	—
2"	100	2500	11100278	—
2 1/2"	100	2500	11100287	—
3"	100	2500	11100297	—

EVERGRIP™ 304 STAINLESS STEEL BI-METAL FASTENERS

SFS intec

304 Stainless Steel Bi-Metal Fasteners

1/4" Hex Head - Bond Seal Washer Assembled

1/4" Hex Head - Plain

Part No.	Diameter	Length	Pkg. Qty.	UOM /Ea
Bond Seal Washer Assembled				
11101625	#9	1"	100	—
11101633	#9	1 1/2"	100	—
11101641	#9	2”	100	—
11101649	#9	2 1/2"	100	—

1/4" Hex Head - White

Part No.	Diameter	Length	Pkg. Qty.	UOM /Ea
Bond Seal Washer Assembled				
11101626	#9	1"	100	—
11101634	#9	1 1/2"	100	—
11101642	#9	2"	100	—
11101650	#9	2 1/2"	100	—

1/4" Hex Head - Barn Red

Part No.	Diameter	Length	Pkg. Qty.	UOM /Ea
Bond Seal Washer Assembled				
11101627	#9	1"	100	—
11101635	#9	1 1/2"	100	—
11101643	#9	2"	100	—
11101651	#9	2 1/2"	100	—

1/4" Hex Head - Evergreen

Part No.	Diameter	Length	Pkg. Qty.	UOM /Ea
Bond Seal Washer Assembled				
11101628	#9	1"	100	—
11101636	#9	1 1/2"	100	—
11101644	#9	2"	100	—
11101652	#9	2 1/2"	100	—

1/4" Hex Head - Light Stone

Part No.	Diameter	Length	Pkg. Qty.	UOM /Ea
Bond Seal Washer Assembled				
11101629	#9	1"	100	—
11101637	#9	1 1/2"	100	—
11101645	#9	2"	100	—
11101653	#9	2 1/2"	100	—

1/4" Hex Head - Clay

Part No.	Diameter	Length	Pkg. Qty.	UOM /Ea
Bond Seal Washer Assembled				
11101630	#9	1"	100	—
11101638	#9	1 1/2"	100	—
11101646	#9	2"	100	—
11101654	#9	2 1/2"	100	—

1/4" Hex Head - Light Grey

Part No.	Diameter	Length	Pkg. Qty.	UOM /Ea
Bond Seal Washer Assembled				
11101631	#9	1"	100	—
11101639	#9	1 1/2"	100	—
11101647	#9	2"	100	—
11101655	#9	2 1/2"	100	—

If its not on our shelf...we'll make it!
Ask the local store to quote your threaded and machined parts.

Deck Screws, Wood Working Screws, Drywall Screws

Deck Screws Cont.

ITW Buildex

1/4" Hex Head - Charcoal Grey

Part No.	Diameter	Length	Pkg. Qty.	UOM /Ea
Bond Seal Washer Assembled				
11101632	#9	1"	100	—
11101640	#9	1 1/2"	100	—
11101648	#9	2"	100	—
11101656	#9	2 1/2"	100	—

Tapping Screw Sealers
Metal To Metal
Zinc Plated & Stainless Steel

An EPDM rubber washer bonded to a steel washer compresses to form a weather-tight seal as you drive these unslotted screws. Our screws, also known as taps screws, are ideal for metal-to-metal fastening. Head Dia. (across flats) .375". Head Ht. .190". These screws, also known as pole barn screws, are ideal for metal-to-wood fastening. Head Dia. (across flats) .250". Head Ht. .150".

Length is measured from under head. Package quantity is 100.

#14

Length	Zinc Part No.	Zinc UOM /100	Stainless Steel Part No.	Stainless Steel UOM /100	Pkg. Qty.	Case Qty.
3/4	31902	^—	31919	^—	100	2500
1	31903	—	31920	—	100	2500
1-1/4	31904	—	31921	—	100	2500
1-1/2	31905	—	31922	—	100	2500
1-3/4	31906	—	31923	—	100	2500
2	31907	—	31924	—	100	2000
2-1/2	31908	—	31925	—	100	1500
3	31909	—	31926	—	100	1500
3-1/2	31910	—			100	1250
4	31911	—			100	1000
5	31913	—			100	750
6	31915	—			100	500

#17

Length	Zinc Part No.	Zinc UOM /100	Stainless Steel Part No.	Stainless Steel UOM /100	Pkg. Qty.	Case Qty.
3/4	31917	^—	31927	^—	100	2500
1	31916	—			100	2000
1-1/2	31918	—			100	2000

Timber Tamers from Swan Secure

- For use in timber framing, pole barn construction, log homes, gutter installation, landscape timbers and a multitude of additional projects
- 316 Stainless Steel
- Hex Washer Head
- "Woodpecker" 4 corner thread from significantly reduces driving torque

Size	Part No.	Drive	Thread Lgth.	UOM Per UM
14-7x3"	0189966	5/16	2 1/4"	
14-7x4"	0189967	5/16	2 1/4"	
14-7x5"	0189968	5/16	2 1/4"	
14-7x6"	0189969	5/16	2 1/4"	
14-7x8"	0189970	5/16	2 1/4"	
3/8-7x3"	0189971	1/2	3"	
3/8-7x4"	0189972	1/2	3"	
3/8-7x5"	0189973	1/2	3"	
3/8-7x6"	0189974	1/2	3"	
3/8-7x8"	0189975	1/2	3"	
3/8-7x10"	0189976	1/2	3"	
3/8-7x12"	0189977	1/2	3"	

Wood Working Screws

ITW Buildex

Rock-On Cement Board Fasteners

- High performance rib design is still the best!
- Rib design under head countersink into dense material while preventing stripouts.
- Two point styles for wood or steel applications.
- Larger head diameter increases board surface contact for greater pullover resistance.
- Rock-On is recommended for ACQ treated wood.

Part No.	Size	Application	Pkg. Qty.	Case Qty.	UOM
0132993	9x1-1/4	Hi-Lo	100	2500	^—
0132994	9x1-5/8	Hi-Lo	100	2500	—
0132995	9x2-1/4	Hi-Lo	100	2500	—
0132996	8x1-1/4 S-12	S-12	100	2500	—
0132997	8x1-5/8 S-12	S-12	100	2500	—
0132998	8x2-1/4 S-12	S-12	100	2500	—

Drywall Screws

K-Lath - Phillips Drive
Zinc Plated

#8

Length	Part No.	Pkg. Qty.	Phillips Case Qty.	Phillips UOM /100
1/2	32142	100	8000	^—
9/16	32143	100	8000	—
3/4	32144	100	8000	—
1	32145	100	8000	—
1-1/4	32146	100	8000	—

K-Lath - Tek Point
Zinc Plated

#8

Length	Part No.	Pkg. Qty.	Phillips Case Qty.	Phillips UOM /100
1/2	32123	3000	2500	^—
3/4	32124	100	2500	—
1	32125	100	2500	—
1-1/4	32126	100	2500	—

Trim Head
Square Drive and Phillips
Plain

#6

Length	Phillips Part No.	Phillips UOM /100	Square Part No.	Square UOM /100	Pkg. Qty.	Case Qty.
1-5/8	32150	^—	30930	^—	1500	5000
2-1/4	32153	—	30931	—	700	3000

Drywall Screws Cont.

Trim Head - Self Drilling
Phillips and Square Drive
Plain

#6

Length	Phillips Part No.	Phillips UOM /100	Square Part No.	Square UOM /100	Pkg. Qty.	Case Qty.
1-5/8	32151	^	30913	^	100	5000
2-1/4	32152	—	30914	—	100	3000

Bugle Head - Phillips
Coarse Thread
Dacro, Yellow Zinc and Plain
Pkg. Qty. 100

Length	Dacro Part No.	Dacro UOM /100	Yellow Zinc Part No.	Yellow Zinc UOM /100	Plain Part No.	Plain UOM /100	Case Qty.
1	32189	^	32670	^	32169	^	10000
1-1/8	32190	—	32671	—	32170	—	10000
1-1/4	32191	—	32672	—	32171	—	10000
1-1/2	0142398	—					9000
1-5/8	32192	—	32673	—	32172	—	8000
2	32193	—	32674	—	32174	—	5000
2-1/4	32194	—	32675	—	32175	—	1000
2-1/2	32195	—	32676	—	32176	—	500
3	32196	—	32677	—	32177	—	1000
3-1/2	0142401	—					1000
3-3/4	0142402	—					1000
4			32197	—	32678	—	800
4-1/2	0142404	—					600
5	0142405	—					500
6	0142406	—					500

Bugle Head - Phillips - Self Drilling
Plain

#6

Length	Part No.	Pkg. Qty.	Case Qty.	UOM /100
1	32129	1000	10000	^
1-1/8	32128	1000	10000	—
1-1/4	32130	1000	8000	—
1-5/8	32131	1000	5000	—
1-7/8	32132	1000	4000	—

#8

Length	Part No.	Pkg. Qty.	Case Qty.	UOM /100
2-3/8	32133	100	2500	^
2-5/8	32134	100	2000	—
3	32135	100	2000	—

TEK - Zinc Plated
Bugle Head - Phillips

#6

Length	Part No.	Pkg. Qty.	Case Qty.	UOM /100
1	0129276	100	10000	^
1-1/8	0129277	100	10000	—
1-1/4	0129278	100	8000	—
1-5/8	0129279	100	5000	—
1-7/8	0129280	100	5000	—
2-3/8	0129281	100	3000	—
2-5/8	0129282	100	3000	—
3	0129283	100	2000	—

Pan Head Framing - Phillips and Square Drive
Plain

#6

Length	Phillips Part No.	Phillips Pkg. Qty.	Phillips Case Qty.	Phillips UOM /100	Square Part No.	Square Pkg. Qty.	Square Case Qty.	Square UOM /100
7/16	32141	500	2500	^	30924	100	2500	^

Pan Head Framing
Self-Drilling - Phillips and Square Drive
Plain

#6

Length	Phillips Part No.	Phillips Pkg. Qty.	Phillips Case Qty.	Phillips UOM /100	Square Part No.	Square Pkg. Qty.	Square Case Qty.	Square UOM /100
7/16	32121	100	2500	^	30900	100	2500	^

Bugle Head
Hi-Lo
Phillips and Square Drive
Plain

#6

Length	Phillips Part No.	Phillips UOM /100	Square Part No.	Square UOM /100	Pkg. Qty.	Case Qty.
1	32180	^	30953	^	100	10000
1-1/8	32181	—	30954	—	100	8000
1-1/4	32182	—	30955	—	100	8000
1-5/8	32183	—	30956	—	100	5000
2	32185	—	30958	—	100	3500
2-1/4	32186	—	30959	—	100	3000

#8

Length	Phillips Part No.	Phillips UOM /100	Pkg. Qty.	Case Qty.
2-1/2	32187	^	100	2500
3	32188	—	100	2000

If its not on our shelf...we'll make it!
Ask the local store to quote your threaded and machined parts.

Drywall Screws, Particle Board Screws, Drive Screws

Drywall Screws Cont.

Bugle Head - Fine Thread
Phillips and Square Drive
Plain

#6

Length	Phillips Part No.	Phillips UOM /100	Square Part No.	Square UOM /100	Pkg. Qty.	Case Qty.
1	32155	^—	30953	^—	2400	10000
1-1/8	32156	—	30954	—	1000	10000
1-1/4	32157	—	30955	—	2000	8000
1-5/8	32158	—	30956	—	1500	5000
2	32160	—	30958	—	900	3500
2-1/4	32161	—	30959	—	700	3000

#8

Length	Phillips Part No.	Phillips UOM /100	Square Part No.	Square UOM /100	Pkg. Qty.	Case Qty.
2-1/2	32162	^—	30938	^—	500	2500
3	32163	—	30939	—	400	2000

#10

Length	Phillips Part No.	Phillips UOM /100	Square Part No.	Square UOM /100	Pkg. Qty.	Case Qty.
3-3/4	32164	^—	30940	^—	250	800
4	32168	—	30941	—	100	800
4-1/2	32165	—	30942	—	100	500
5	32166	—	30943	—	200	500
6	32167	—			100	400

Bugle Head Square Drive
Coarse Thread
Plain and Dacro Plated

#6

Length	Black Part No.	Black UOM /100	Pkg. Qty.	Case Qty.
1	30945	^—	100	10000
1-1/4	30947	—	100	8000
1-5/8	30948	—	100	5000
2	30949	—	100	3500
2-1/4	30950	—	100	3000

#8

Length	Black Part No.	Black UOM /100	Pkg. Qty.	Case Qty.
2-1/2	30951	^—	100	2500
3	30952	—	100	2000

Particle Board Screws

Bugle Head, Phillips Drive, Black Oxide

#6 Diameter

Length	Pkg. Qty.	Case Qty.	Part No.	UOM /100
3/4	100	2500	0149571	^—
1	100	2500	0149572	—
1-1/2	100	2500	0149573	—
1-5/8	100	2500	0149574	—
2	100	2500	0149575	—
2-1/4	100	2500	0149576	—

#8 Diameter

Length	Pkg. Qty.	Case Qty.	Part No.	UOM /100
3/4	100	2500	0149577	^—
3/16	100	2500	0149578	—
1/4	100	2500	0419579	—
5/16	100	2500	0149580	—
3/8	100	2500	0419581	—
1/2	100	2500	0149582	—
2-1/2	100	2500	0149583	—
3	100	2500	0149584	—

#10 Diameter

Length	Pkg. Qty.	Case Qty.	Part No.	UOM /100
3/4	100	2500	0149585	^—
1-1/4	100	2500	0149586	—
1-1/2	100	2500	0149587	—
1-3/4	100	2500	0149588	—
3-1/2	100	2500	0149589	—
4	100	2500	0149590	—
6	100	2500	0149591	—

Drive Screws

Drive Screws Round Head Type "U"
Zinc Plated

A thread forming drive screw with multiple start threads of high helix angle for driving or hammering into metals or plastics.

00 Diameter between .060 & .05

Length	Pkg. Qty.	Case Qty.	Part No.	UOM /100
1/8	100	2500	32198	^—
3/16	100	2500	32199	—
1/4	100	2500	32200	—
5/16	100	2500	32207	—
3/8	100	2500	32208	—

0 Diameter between .075 & .072

Length	Pkg. Qty.	Case Qty.	Part No.	UOM /100
1/8	100	2500	32201	^—
3/16	100	2500	32202	—
1/4	100	2500	32203	—
5/16	100	2500	32206	—
3/8	100	2500	32204	—
1/2	100	2500	32205	—

#2 Diameter between .100 & .097

Length	Pkg. Qty.	Case Qty.	Part No.	UOM /100
1/8	100	2500	32211	^—
3/16	100	2500	32212	—
1/4	100	2500	32213	—
5/16	100	2500	32216	—
3/8	100	2500	32214	—
1/2	100	2500	32215	—

#4 Diameter between .116 & .11

Length	Pkg. Qty.	Case Qty.	Part No.	UOM /100
1/8	100	2500	32221	^—
3/16	100	2500	32222	—
1/4	100	2500	32223	—
5/16	100	2500	32225	—
3/8	100	2500	32224	—
1/2	100	2500	32226	—
5/8	100	2500	32220	—

#6 Diameter between .140 & .136

Length	Pkg. Qty.	Case Qty.	Part No.	UOM /100
1/8	100	2500	32209	^—
3/16	100	2500	32227	—
1/4	100	2500	32228	—
5/16	100	2500	32210	—
3/8	100	2500	32229	—
1/2	100	2500	32230	—
5/8	100	2500	32231	—
3/4	100	2500	32232	—

#7 Diameter between .154 & .150

Length	Pkg. Qty.	Case Qty.	Part No.	UOM /100
1/4	100	2500	32233	^—
5/16	100	2500	32236	—
3/8	100	2500	32234	—
1/2	100	2500	32235	—

#8 Diameter between .167 & .162

Length	Pkg. Qty.	Case Qty.	Part No.	UOM /100
3/16	100	2500	32217	^—
1/4	100	2500	32218	—
5/16	100	2500	32219	—
3/8	100	2500	32242	—
1/2	100	2500	32247	—
5/8	100	2500	32252	—

Drive Screws Cont.

#10 Diameter between .182 & .177

Length	Pkg. Qty.	Case Qty.	Part No.	UOM /100
1/4	100	2500	32238	^
3/8	100	2500	32239	—
1/2	100	2500	32240	—
5/8	100	2500	32237	—

#12 Diameter between .212 & .206

Length	Pkg. Qty.	Case Qty.	Part No.	UOM /100
3/8	100	2500	32257	^
1/2	100	2500	32261	—
5/8	100	2500	32262	—
3/4	100	2500	32263	—

#14 Diameter between .242 & .236

Length	Pkg. Qty.	Case Qty.	Part No.	UOM /100
3/8	100	3000	32265	^
1/2	100	2000	32266	—
5/8	100	2000	32267	—
3/4	100	2000	32268	—

Thread Cutting Screws

Flat Head - Phillips - Type "F"
Zinc Plated

A thread cutting screw with machine screw thread pitch and blunt point having multiple cutting edges and chip cavities. For use in heavy gauge sheet metal, aluminum, zinc and lead die castings, cast iron, brass and plastic.

4-40

Length	Pkg. Qty.	Case Qty.	Part No.	UOM /100
1/4	100	2500	32245	^
3/8	100	2500	32255	—
1/2	100	2500	32260	—
3/4	100	2500	32138	—

6-32

Length	Pkg. Qty.	Case Qty.	Part No.	UOM /100
1/4	100	2500	32275	^
3/8	100	2500	32285	—
1/2	100	2500	32290	—
5/8	100	2500	32295	—
3/4	100	2500	32300	—
1	100	2500	32305	—

8-32

Length	Pkg. Qty.	Case Qty.	Part No.	UOM /100
3/8	100	2500	32315	^
1/2	100	2500	32320	—
5/8	100	2500	32325	—
3/4	100	2500	32330	—
1	100	2500	32335	—
1-1/4	100	2500	32139	—
1-1/2	100	2500	32140	—

10-24

Length	Pkg. Qty.	Case Qty.	Part No.	UOM /100
1/2	100	2500	32148	^
5/8	100	2500	32149	—
3/4	100	2500	32154	—
1	100	2500	32159	—
1-1/4	100	2500	32173	—
1-1/2	100	2500	32178	—

10-32

Length	Pkg. Qty.	Case Qty.	Part No.	UOM /100
1/2	100	2500	32355	^
5/8	100	2500	32360	—
3/4	100	2500	32365	—
1	100	2500	32370	—
1-1/4	100	2500	32179	—
1-1/2	100	2500	32543	—

1/4-20

Length	Pkg. Qty.	Case Qty.	Part No.	UOM Per UM
3/4	100	2500	0143365	
7/8	100	2500	0143366	
1	100	2500	0143367	
1-1/4	100	2500	0143368	
1-1/2	100	2500	0143369	
1-3/4	100	2500	0143370	
2	100	2500	0143371	
2-1/4	100	2500	0143372	
2-1/2	100	2500	0143373	
3	100	2500	0143374	
4	100	2500	0143376	

Thread Cutting Screw- Hex Washer Head Slotted - Type "F"

4-40

Length	Pkg. Qty.	Case Qty.	Part No.	UOM /100
1/4	100	2500	31864	^
5/16	100	2500	31865	—
3/8	100	2500	31866	—
1/2	100	2500	31867	—

6-32

Length	Pkg. Qty.	Case Qty.	Part No.	UOM /100
1/4	100	2500	32401	^
3/8	100	2500	32402	—
1/2	100	2500	32400	—
3/4	100	2500	32399	—
1	100	2500	31868	—

8-32

Length	Pkg. Qty.	Case Qty.	Part No.	UOM /100
3/8	100	2500	32403	^
1/2	100	2500	32404	—
5/8	100	2500	32389	—
3/4	100	2500	32390	—
1	100	2500	31869	—
1-1/4	100	2500	31870	—
1-1/2	100	2500	31871	—
2	100	2500	31873	—

10-24

Length	Pkg. Qty.	Case Qty.	Part No.	UOM /100
3/8	100	2500	32405	^
1/2	100	2500	32406	—
3/4	100	2500	32264	—
1	100	2500	32391	—
1-1/4	100	2500	31874	—
1-1/2	100	2500	31875	—
2	100	2500	31877	—

10-32

Length	Pkg. Qty.	Case Qty.	Part No.	UOM /100
3/8	100	2500	32392	^
1/2	100	2500	32393	—
3/4	100	2500	32395	—
1	100	2500	32396	—
1-1/4	100	2500	31878	—
1-1/2	100	2500	31879	—
2	100	2500	31881	—

1/4"-20

Length	Pkg. Qty.	Case Qty.	Part No.	UOM /100
3/8	100	2500	32397	^
1/2	100	2500	32407	—
5/8	100	2500	32398	—
3/4	100	2500	32408	—
1	100	2500	32409	—
1-1/4	100	2500	32410	—
1-1/2	100	2500	32411	—
1-3/4	100	2500	31882	—
2	50	2500	32413	—

5/16"-18

Length	Pkg. Qty.	Case Qty.	Part No.	UOM /100
1/2	100	2500	32415	^
5/8	100	2000	32414	—
3/4	100	2000	32416	—
1	100	1500	32417	—
1-1/4	100	1500	32418	—
1-1/2	100	1500	32419	—
2	50	1500	32421	—

3/8"-16

Length	Pkg. Qty.	Case Qty.	Part No.	UOM /100
1/2	50	1500	32423	^
5/8	50	1500	32420	—
3/4	50	1200	32424	—
1	50	1000	32425	—
1-1/4	50	1000	32426	—
1-1/2	50	1000	32427	—
2	25	1000	32429	—

If its not on our shelf...we'll make it!
Ask the local store to quote your threaded and machined parts.

Thread Cutting Screws

Thread Cutting Screws Cont.

Thread Cutting Screws
Hex Washer Head
Slotted
Type 25

4-24

Length	Pkg. Qty.	Case Qty.	Part No.	UOM /100
1/4"	100	2500	0143763	^
5/16"	100	2500	0143764	—
3/8"	100	2500	0143765	—
1/2"	100	2500	0143766	—
5/8"	100	2500	0143767	—

6-20

Length	Pkg. Qty.	Case Qty.	Part No.	UOM
1/4"	100	2500	0163439	^
5/16"	100	2500	0143768	—
3/8"	100	2500	0143769	—
1/2"	100	2500	0143770	—
5/8"	100	2500	0143771	—
3/4"	100	2500	0143772	—

8-18

Length	Pkg. Qty.	Case Qty.	Part No.	UOM /100
3/8"	100	2500	0143773	^
1/2"	100	2500	0143774	—
5/8"	100	2500	0143775	—
3/4"	100	2500	0143776	—
1"	100	2500	0163440	—

10-16

Length	Pkg. Qty.	Case Qty.	Part No.	UOM
3/8"	100	2500	0143777	^
1/2"	100	2500	0143778	—
1"	100	2500	0143781	—

#14

Length	Pkg. Qty.	Case Qty.	Part No.	UOM /100
1/2"	100	2500	0143783	^
3/4"	100	2500	0143784	—
1-1/4"	100	2500	0163441	—
1-1/2"	100	2500	0163442	—

Pan Head - Type "F"
Zinc Plated - Slotted and Phillips Drive

A thread cutting screw with machine screw thread pitch and blunt point having multiple cutting edges and chip cavities. For use in heavy gauge sheet metal, aluminum, zinc and lead die castings, cast iron, brass and plastic.

2-56

Length	Phillips Part No.	UOM /100	Pkg. Qty.	Case Qty.
1/8"	0143390	^	100	2500
3/16"	0143391	—	100	2500
1/4"	0143392	—	100	2500
5/16"	0143393	—	100	2500
3/8"	0143394	—	100	2500
7/16"	0143395	—	100	2500
1/2"	0143396	—	100	2500

4-40

Length	Slotted Part No.	UOM /100	Phillips Part No.	UOM /100	Pkg. Qty.	Case Qty.
3/16"			0144846	^	100	2500
1/4	32669	—	32241	—	100	2500
5/16	32270	—	32246	—	100	2500
3/8	32272	—	32251	—	100	2500
1/2	32277	—	32256	—	100	2500
5/8			31930	—	100	2500
3/4			31940	—	100	2500

6-32

Length	Slotted Part No.	UOM /100	Phillips Part No.	UOM /100	Pkg. Qty.	Case Qty.
3/16"			0144855	—	100	2500
1/4	32591	—	32271	—	100	2500
5/16	32292	—	32276	—	100	2500
3/8	32302	—	32281	—	100	2500
1/2	32597	—	32286	—	100	2500
5/8	32598	—	32291	—	100	2500
3/4	32327	—	32296	—	100	2500
1	31886	—	32301	—	100	2500

8-32

Length	Slotted Part No.	UOM /100	Phillips Part No.	UOM /100	Pkg. Qty.	Case Qty.
1/4	32332	^	32309	^	100	2500
5/16	32600	—	32310	—	100	2500
3/8	32337	—	32311	—	100	2500
1/2	32602	—	32316	—	100	2500
5/8	32339	—	32321	—	100	2500
3/4	32340	—	32326	—	100	2500
1	31887	—	32331	—	100	2500
1-1/4			31971	—	100	2500
1-1/2			31972	—	100	2500
2			31974	—	100	2500

10-24

Length	Slotted Part No.	UOM /100	Phillips Part No.	UOM /100	Pkg. Qty.	Case Qty.
3/8	32341	^	32346	^	100	2500
1/2	32342	—	32351	—	100	2500
5/8	32343	—	32356	—	100	2500
3/4	32344	—	32361	—	100	2500
1	32383	—	32366	—	100	2500
1-1/4			31977	—	100	2500
1-1/2			31978	—	100	2500
1-3/4			31995	—	100	2500
2			31996	—	100	2500

10-32

Length	Slotted Part No.	UOM /100	Phillips Part No.	UOM /100	Pkg. Qty.	Case Qty.
3/8	32384	^	32372	^	100	2500
1/2	32385	—	32373	—	100	2500
5/8	32386	—	32374	—	100	2500
3/4	32387	—	32375	—	100	2500
1	32388	—	32376	—	100	2500
1-1/4	31896	—	31997	—	100	2500
1-1/2	31897	—	31998	—	100	2500
1-3/4			31999	—	100	2500
2			32000	—	100	2500

1/4"-20

Length	Slotted Part No.	UOM /100	Phillips Part No.	UOM /100	Pkg. Qty.	Case Qty.
3/8	32473	^	32377	^	100	2000
1/2	32475	—			100	2000
5/8	32476	—	32379	—	100	2000
3/4	32477	—	32380	—	100	2000
1	32478	—	32381	—	100	1000
1-1/4			32001	—	100	1000
1-1/2	31901	—	32122	—	100	1000
1-3/4			32127	—	100	1000
2			32136	—	50	1000

Pan Head - Type "F"
Black Oxide - Phillips Drive

4-40

Length	Pkg. Qty.	Case Qty.	Part No.	UOM /100
3/4"	100	2500	0144853	^
1"	100	2500	0144854	—

6/32

Length	Pkg. Qty.	Case Qty.	Part No.	UOM /100
1-1/4"	100	2500	0144864	^
1-1/2"	100	2500	0144865	—

8-32

Length	Pkg. Qty.	Case Qty.	Part No.	UOM /100
3/16"	100	2500	0144866	^
7/16"	100	2500	0144870	—
7/8"	100	2500	0144874	—
2"	100	2500	0144879	—

10-24

Length	Pkg. Qty.	Case Qty.	Part No.	UOM /100
1/4"	100	2500	0144880	^
5/16"	100	2500	0144881	—

10-32

Length	Pkg. Qty.	Case Qty.	Part No.	UOM /100
1/4"	100	2500	0144891	^
5/16"	100	2500	0144892	—
7/8"	100	2500	0144897	—

1/4-20

Length	Pkg. Qty.	Case Qty.	Part No.	UOM /100
1/2"	100	2500	0144910	^
5/16"	100	2500	0144881	—

Thread Cutting Screws Cont.

Pan Head - Type "23"
Zinc Plated - Phillips Drive

A thread cutting screw with a fine thread offering maximum thread cutting area and excellent chip clearing with with minimum tightening torque.

4-40

Length	Pkg. Qty.	Case Qty.	Part No.	UOM /100
1/4	100	2500	32243	^
5/16	100	2500	32248	—
3/8	100	2500	32253	—
1/2	100	2500	32258	—
5/8	100	2500	32544	—

6-32

Length	Pkg. Qty.	Case Qty.	Part No.	UOM /100
1/4	100	2500	32273	^
5/16	100	2500	32278	—
3/8	100	2500	32283	—
1/2	100	2500	32288	—
5/8	100	2500	32293	—
3/4	100	2500	32297	—
1	100	2500	32303	—

8-32

Length	Pkg. Qty.	Case Qty.	Part No.	UOM /100
1/4	100	2500	32308	^
5/16	100	2500	32312	—
3/8	100	2500	32313	—
1/2	100	2500	32318	—
5/8	100	2500	32323	—
3/4	100	2500	32328	—
1	100	2500	32333	—

10-24

Length	Pkg. Qty.	Case Qty.	Part No.	UOM /100
3/8	100	2500	32642	^
1/2	100	2500	32643	—
5/8	100	2500	32644	—
3/4	100	2500	32645	—
1	100	2500	32646	—

10-32

Length	Pkg. Qty.	Case Qty.	Part No.	UOM /100
3/8	100	2500	32348	^
1/2	100	2500	32353	—
5/8	100	2500	32358	—
3/4	100	2500	32363	—
1	100	2500	32368	—

1/4"-20

Length	Pkg. Qty.	Case Qty.	Part No.	UOM /100
3/8	100	2000	32347	^
1/2	100	2000	32460	—
5/8	100	2000	32357	—
3/4	100	2000	32345	—
1	100	1000	32462	—

Hex Washer Head Type "23"
Zinc Plated - Slotted

A thread cutting screw with a fine thread offering maximum thread cutting area and excellent chip clearing with with minimum tightening torque.

4-40

Length	Pkg. Qty.	Case Qty.	Part No.	UOM /100
1/4	100	2500	32624	^
1/2	100	2500	32627	—
3/4	100	2500	32629	—

6-32

Length	Pkg. Qty.	Case Qty.	Part No.	UOM /100
1/4	100	2500	32430	^
5/16	100	2500	32630	—
3/8	100	2500	32431	—
1/2	100	2500	32432	—
5/8	100	2500	32631	—
3/4	100	2500	32433	—

8-32

Length	Pkg. Qty.	Case Qty.	Part No.	UOM /100
1/4	100	2500	32632	^
5/16	100	2500	32633	—
3/8	100	2500	32434	—
1/2	100	2500	32435	—
5/8	100	2500	32436	—
3/4	100	2500	32437	—
1	100	2500	32634	—

10-24

Length	Pkg. Qty.	Case Qty.	Part No.	UOM /100
3/8	100	2500	32635	^
1/2	100	2500	32636	—
5/8	100	2500	32637	—
3/4	100	2500	32638	—
1	100	2500	32639	—

10-32

Length	Pkg. Qty.	Case Qty.	Part No.	UOM /100
3/8	100	2500	32438	^
1/2	100	2500	32439	—
5/8	100	2500	32428	—
3/4	100	2500	32422	—
1	100	2500	32440	—

1/4"-20

Length	Pkg. Qty.	Case Qty.	Part No.	UOM /100
3/8	100	2000	32441	^
1/2	100	2000	32444	—
5/8	100	2000	32445	—
3/4	100	2000	32447	—
1	100	1000	32449	—
1-1/4	100	1000	32450	—
1-1/2	100	1000	32451	—
2	50	1000	32452	—

5/16"-18

Length	Pkg. Qty.	Case Qty.	Part No.	UOM /100
1/2	100	2500	32453	^
5/8	100	2500	32454	—
3/4	100	2000	32455	—
1	100	1500	32457	—
1-1/4	100	1500	32459	—
1-1/2	100	1500	32461	—
2	50	1500	32464	—

3/8"-16

Length	Pkg. Qty.	Case Qty.	Part No.	UOM /100
3/4	50	1000	32467	^
1	50	1000	32468	—
1-1/4	50	1000	32469	—
1-1/2	50	1000	32470	—
2	25	1000	32471	—

Pan Head - Type "25"
Zinc Plated
Phillips Drive

A thread cutting screw with spaced threads and a blunt point. For use in plastic and other soft materials with large chip clearing and cutting edges.

#2

Length	Pkg. Qty.	Case Qty.	Part No.	UOM /100
3/16	100	2500	32287	^
1/4	100	2500	32306	—
5/16	100	2500	32307	—
3/8	100	2500	32336	—
1/2	100	2500	32338	—

#4

Length	Pkg. Qty.	Case Qty.	Part No.	UOM /100
1/4	100	2500	32244	^
5/16	100	2500	32249	—
3/8	100	2500	32254	—
1/2	100	2500	32259	—
5/8	100	2500	32647	—
3/4	100	2500	32648	—
1	100	2500	32649	—

#6

Length	Pkg. Qty.	Case Qty.	Part No.	UOM /100
1/4	100	2500	32274	^
5/16	100	2500	32279	—
3/8	100	2500	32284	—
1/2	100	2500	32289	—
5/8	100	2500	32294	—
3/4	100	2500	32299	—
1	100	2500	32304	—

#8

Length	Pkg. Qty.	Case Qty.	Part No.	UOM /100
1/4	100	2500	32371	^
3/8	100	2500	32314	—
1/2	100	2500	32319	—
5/8	100	2500	32324	—
3/4	100	2500	32329	—
1	100	2500	32334	—

#10

Length	Pkg. Qty.	Case Qty.	Part No.	UOM /100
3/8	100	2500	32349	^
1/2	100	2500	32354	—
5/8	100	2500	32359	—
3/4	100	2500	32364	—
1	100	2500	32369	—

If its not on our shelf...we'll make it!
Ask the local store to quote your threaded and machined parts.

Thread Cutting Screws, Flooring Screws, Thread Rolling Screws

Thread Cutting Screws Cont.

Thread Cutting Screws-Flat Head type 25

4-24

Length	Pkg. Qty.	Case Qty.	Part No.	UOM /100
5/16"	100	2500	0144155	^—
3/8"	100	2500	0144156	—
1/2"	100	2500	0144157	—
5/8"	100	2500	0144158	—
3/4"	100	2500	0144159	—

6-20

Length	Pkg. Qty.	Case Qty.	Part No.	UOM
5/16"	100	2500	0163425	^—
3/8"	100	2500	0144160	—
1/2"	100	2500	0144161	—
5/8"	100	2500	0144162	—
3/4"	100	2500	0144163	—
1"	100	2500	0144164	—

8-18

Length	Pkg. Qty.	Case Qty.	Part No.	UOM /100
1/2"	100	2500	0144165	^—
5/8"	100	2500	0144166	—
3/4"	100	2500	0144167	—
1"	100	2500	0144168	—

10-16

Length	Pkg. Qty.	Case Qty.	Part No.	UOM /100
5/8"	100	2500	0144169	^—
1"	100	2500	0144171	—

Flooring Screws

Flat Head - Plain
Phillips and 6-Lobe Drive

Ideal for floorboard fastening, the head on these Type F, steel screws provides a flush surface in countersunk holes. Head angle is 82°. Threads are coarse. Length is measured from top of head. 6-Lobe Drive Size is T-27.

1/4

			Phillips		6-Lobe	
Length	Pkg. Qty.	Case Qty.	Part No.	UOM /100	Part No.	UOM /100
1	100	3000			32499	^—
1-1/4	100	3000	32498	—	32500	—
1-1/2	100	3000	32502	—	32503	—
1-3/4	100	2500	32506	—	32507	—
2	50	2200	32510	—	32511	—
2-1/4	50	2000	32514	—	32515	—
2-1/2	50	1800	32518	—	32519	—
3	50	1200	32522	—	32523	—
3-1/2	50	1000	32526	—	32527	—
4	25	1500	32530	—	32531	—
5	25	1000	32532	—		
6	25	1000	32533	—		

5/16

				6-Lobe
Length	Pkg. Qty.	Case Qty.	Part No.	UOM /100
1-1/2	100	1500	32535	^—
1-3/4	100	1500	32536	—
2	50	1200	32537	—
2-1/4	50	1000	32538	—
2-1/2	50	900	32539	—
3	50	700	32540	—
3-1/2	50	500	32541	—
4	25	500	32542	—

Thread Rolling Screws

Taptite Pan Head
Phillips and 6-Lobe
Zinc Plated

A thread rolling screw with a tapered pilot point. For use in electronics and heavy gauge metals such as aluminum, brass, forged steel and zinc.

2-56

	Phillips		
Length	Part No.	UOM /100	Pkg. Qty.
3/16	0143592	^—	100
1/4	0143593	—	100
3/8	0143595	—	100
7/16	0143596	—	100
1/2	0143597	—	100

4-40

	Phillips		
Length	Part No.	UOM /100	Pkg. Qty.
3/16	0143598	^—	100
1/4	32553	—	100
5/16	32554	—	100
3/8	32555	—	100
7/16	0143599	—	100
1/2	32556	—	100
5/8	0143600	—	100

6-32

	Phillips		6-Lobe		
Length	Part No.	UOM /100	Part No.	UOM /100	Pkg. Qty.
3/16	0143605	^—			100
1/4	32557	—	0145046	—	100
5/16	0143606	—	0145047	—	100
3/8	32558	—	0145048	—	100
1/2	32559	—	0145049	—	100
5/8	0143608	—			100
3/4	0143609	—			100
7/8	0143610	—			100
1	0143611	—			100
1-1/8	0143612	—			100
1-1/2	0143614	—			100

8-32

	Phillips		6-Lobe		
Length	Part No.	UOM /100	Part No.	UOM /100	Pkg. Qty.
3/16	0143615	^—			100
1/4	32570	—	0145050	—	100
5/16	0143616	—			100
3/8	32564	—	0145052	—	100
7/16	0143617	—			100
1/2	32565	—	0145053	—	100
5/8	32566	—			100
3/4	32567	—	0145055	—	100
1	0143619	—	0145056	—	100
1-1/4	0143620	—			100
1-1/2	0143621	—			100

10-24

	Phillips		6-Lobe		
Length	Part No.	UOM /100	Part No.	UOM /100	Pkg. Qty.
3/8	0143623	^—	0145057	^—	100
1/2	0143624	—	0145058	—	100
5/8	0143625	—	0145059	—	100
3/4	0143626	—	0145060	—	100
1	0143628	—			100
1-1/4	0143629	—			100

10-32

	Phillips		6-Lobe		
Length	Part No.	UOM /100	Part No.	UOM /100	Pkg. Qty.
1/4	32568	^—			100
5/16	0143630	—			100
3/8	32569	—	0145061	—	100
7/16	0143631	—			100
1/2	32588	—	0145062	—	100
5/8	32589	—	0145063	—	100
3/4	32592	—	0145064	—	100
7/8	0143632	—			100
1	0143633	—			100
1-1/4	0143634	—			100
1-1/2	0143635	—			100
1-3/4	0143636	—			100

1/4"-20

Length	Part No.	UOM /100	Pkg. Qty.
3/8	32593	^—	100
1/2	32594	—	100
5/8	32595	—	100
3/4	32596	—	100
1	32599	—	100
1-1/4	0143642	—	100
1-1/2	0143643	—	100
1-3/4	0143644	—	100
2	0143645	—	50

Taptite
Hex Washer Head
Slotted & Unslotted
Zinc Plated

A thread rolling screw with a tapered pilot point. For use in electronics and heavy gauge metals such as aluminum, brass, forged steel and zinc.

4-40

	Slotted		Unslotted		
Length	Part No.	UOM /100	Part No.	UOM /100	Pkg. Qty.
1/4	0142444	^—	32571	^—	100
5/16	0142445	—	32572	—	100
3/8	0142446	—	32573	—	100
1/2	0142447	—	32574	—	100
3/4			0143649	—	100

6-32

	Slotted		Unslotted		
Length	Part No.	UOM /100	Part No.	UOM /100	Pkg. Qty.
1/4	0142449	^—	32575	^—	100
5/16	0142450	—	0143650	—	100
3/8	0142451	—	32576	—	100
1/2	0142452	—	32577	—	100
5/8	0142453	—			100
3/4	0142454	—	32656	—	100
1	0142455	—	0143654	—	100
1-1/4			0143655	—	100

Thread Rolling Screws Cont.

Taptite
Hex Washer Head
Slotted & Unslotted
Zinc Plated

6-32

Length	Slotted Part No.	Slotted UOM /100	Unslotted Part No.	Unslotted UOM /100	Pkg. Qty.
1/4	0142449	^—	32575	^—	100
5/16	0142450	—	0143650	—	100
3/8	0142451	—	32576	—	100
1/2	0142452	—	32577	—	100
5/8	0142453	—			100
3/4	0142454	—	32656	—	100
1	0142455	—	0143654	—	100
1-1/4			0143655	—	100

8-32

Length	Slotted Part No.	Slotted UOM /100	Unslotted Part No.	Unslotted UOM /100	Pkg. Qty.
1/4	0142456	^—	0143656	^—	100
5/16	0142457	—	0143657	—	100
3/8	0142458	—	32442	—	100
1/2	0142459	—	32443	—	100
5/8	0142460	—	32578	—	100
3/4	0142461	—	32579	—	100
1	0142463	—	0143659	—	100

10-24

Length	Slotted Part No.	Slotted UOM /100	Unslotted Part No.	Unslotted UOM /100	Pkg. Qty.
3/8	0142464	^—	0143662	^—	100
1/2	0142465	—	0143664	—	100
5/8	0142466	—	0143665	—	100
3/4	0142467	—	0143666	—	100
1	0142468	—	0143668	—	100
1-1/2			0143670	—	100

10-32

Length	Unslotted Part No.	Unslotted UOM /100	Pkg. Qty.
1/4	0143671	^—	100
5/16	0143672	—	100
3/8	32580	—	100
1/2	32581	—	100
5/8	32582	—	100
3/4	32583	—	100
1	0143673	—	100
1-1/4	0143674	—	100
1-1/2	0143675	—	100
1-3/4	0143676	—	100

1/4"-20

Length	Slotted Part No.	Slotted UOM /100	Unslotted Part No.	Unslotted Pkg. Qty.	Unslotted UOM /100
3/8	0142481	^—	32584	100	^—
1/2	0142482	—	32446	100	—
5/8	0142483	—	32585	100	—
3/4	0142484	—	32586	100	—
7/8			0143682	100	^—
1	0142486	—	32587	100	—
1-1/4	0142487	—	0143683	100	—
1-1/2	0142488	—	0143684	100	—
1-3/4			0143685	100	—
2	0142490	—	0143686	50	—
2-1/2			0143687	50	—
3			0143688	50	—

5/16"-18

Length	Unslotted Part No.	Unslotted Pkg. Qty.	Unslotted UOM /100
1/2	0143690	100	^—
5/8	0143691	100	—
3/4	32448	100	—
1	0143692	100	—
1-1/4	0143693	100	—
1-1/2	0143694	100	—
1-3/4	0143695	100	—
2	0143696	50	—

3/8-16

Length	Unslotted Part No.	Unslotted Pkg. Qty.	Unslotted UOM /100
1/2	0143697	50	^—
5/8	0143698	50	—
3/4	0143699	50	—
7/8	0143700	50	—
1	0143701	50	—
1-1/4	0143702	50	—
1-1/2	0143703	50	—
2	0143704	25	—
2-1/2	0143705	25	—

1/2-13

Length	Unslotted Part No.	Unslotted Pkg. Qty.	Unslotted UOM /100
1	0143706	25	^—
1-1/2	0143707	25	—

Thread Rolling Screws for Plastic
Pan Head
Zinc Plated



Trilobular™ thread-rolling screws were developed specifically for use in plastics. They combine a unique Trilobular™ cross-sectional form with deep, wide, spaced threads.

#2
Pan Head Phillips

Length	Part No.	Pkg. Qty.	UOM /100
3/16	0142831	100	^—
1/4	0142832	100	—
5/16	0142833	100	—
3/8	0142834	100	—
7/16	0142835	100	—
1/2	0142836	100	—
5/8	0142837	100	—
3/4	0142838	100	—

#4
Pan Head Phillips

Length	Part No.	Pkg. Qty.	UOM /100
3/16	0142842	100	^—
1/4	0142843	100	—
5/16	0142844	100	—
3/8	0142845	100	—
7/16	0142846	100	—
1/2	0142847	100	—
5/8	0142848	100	—
3/4	0142849	100	—
7/8	0142850	100	—
1	0142851	100	—

#6
Pan Head Phillips

Length	Part No.	Pkg. Qty.	UOM /100
1/4	0142854	100	^—
5/16	0142855	100	—
3/8	0142856	100	—
1/2	0142858	100	—
5/8	0142859	100	—
3/4	0142860	100	—
7/8	0142861	100	—
1	0142862	100	—
1-1/4	0142863	100	—
1-1/2	0142864	100	—
1-3/4	0142865	100	—
2	0142866	100	—

#8
Pan Head Phillips

Length	Part No.	Pkg. Qty.	UOM /100
1/4	0142867	100	^—
5/16	0142868	100	—
3/8	0142869	100	—
1/2	0142871	100	—
5/8	0142872	100	—
3/4	0142873	100	—
1	0142875	100	—
1-1/4	0142876	100	—
1-1/2	0142877	100	—

#10
Pan Head Phillips

Length	Part No.	Pkg. Qty.	UOM /100
3/8	0142879	100	^—
1/2	0142880	100	—
5/8	0142881	100	—
3/4	0142882	100	—
7/8	0142883	100	—
1	0142884	100	—
1-1/4	0142885	100	—

#14
Pan Head Phillips

Length	Part No.	Pkg. Qty.	UOM /100
1/2	0142890	100	^—
3/4	0142891	100	—
1	0142892	100	—
1-1/4	0142893	100	—

Thumb Screws, Wing Screws

Thumb Screws

Type B
Zinc Plated

Tighten and loosen with finger pressure - ideal where frequent disassembly occurs. All screws are fully threaded. Length is measured from under the head.

6-32

Length	Part No.	Pkg. Qty.	Case Qty.	UOM /100
3/8	0148458	100	2500	^
1/2	0148459	100	2500	—
3/4	0148460	100	2500	—
1	0148461	100	2500	—

8-32

Length	Part No.	Pkg. Qty.	Case Qty.	UOM /100
3/8	32751	100	2500	^
1/2	32752	100	2500	—
5/8	32753	100	2500	—
3/4	32754	100	2500	—
1	32755	100	2500	—

10-24

Length	Part No.	Pkg. Qty.	Case Qty.	UOM /100
3/8	32759	100	2500	^
1/2	32760	100	2500	—
5/8	32761	100	2500	—
3/4	32762	100	2500	—
1	32763	100	2500	—
1-1/4	32764	100	2500	—
1-1/2	32765	100	2500	—
2	32766	100	2500	—

10-32

Length	Part No.	Pkg. Qty.	Case Qty.	UOM /100
3/8	32768	100	2500	^
1/2	32769	100	2500	—
5/8	32770	100	2500	—
3/4	32771	100	2500	—
1	32772	100	2500	—
1-1/4	32773	100	2500	—
1-1/2	32774	100	2500	—

1/4"-20

Length	Part No.	Pkg. Qty.	Case Qty.	UOM /100
3/8	32776	100	2500	^
1/2	32777	100	2500	—
5/8	32778	100	2500	—
3/4	32779	100	2500	—
1	32780	100	2500	—
1-1/4	32781	100	2500	—
1-1/2	32782	100	2500	—
2	32783	50	2500	—
2-1/2	32784	50	2500	—
3	32785	50	2500	—

5/16"-18

Length	Part No.	Pkg. Qty.	Case Qty.	UOM /100
1/2	32786	100	2500	^
3/4	32787	100	2500	—
1	32788	100	2500	—
1-1/4	32789	100	2500	—
1-1/2	32790	100	2500	—
2	32791	50	2500	—
2-1/2	32792	50	2500	—
3	32793	50	2500	—

3/8"-16

Length	Part No.	Pkg. Qty.	Case Qty.	UOM /100
3/4	32794	50	2500	^
1	32795	50	2500	—
1-1/4	32796	50	2500	—
1-1/2	32797	50	2500	—
2	32798	25	2500	—
2-1/2	32775	25	2500	—
3	32767	25	2500	—

Thumb Screws
Type B with Shoulder

6-32

Length	Pkg. Qty.	Case Qty.	Part No.	UOM /100
3/8	100	2500	0148464	^
3/4	100	2500	0148465	—
1	100	2500	0148466	—

8-32

Length	Pkg. Qty.	Case Qty.	Part No.	UOM /100
3/8	100	2500	0148467	^
1/2	100	2500	0148468	—
1	100	2500	0148469	—

10-24

Length	Pkg. Qty.	Case Qty.	Part No.	UOM /100
3/8	100	2500	0148470	^
1/2	100	2500	0148471	—
3/4	100	2500	0148472	—
1	100	2500	0148473	—
1-1/2	100	2500	0148474	—

10-32

Length	Pkg. Qty.	Case Qty.	Part No.	UOM /100
1/2	100	2500	0148475	^
3/4	100	2500	0148476	—
1	100	2500	0148477	—

1/4-20

Length	Pkg. Qty.	Case Qty.	Part No.	UOM /100
3/8	100	2500	0148478	^
1/2	100	2500	0148479	—
5/8	100	2500	0148480	—
3/4	100	2500	0148481	—
1	100	2500	0148482	—
1-1/4	100	2500	0148483	—
1-1/2	100	2500	0148484	—
2	100	2500	0148485	—
2-1/2	100	2500	0148486	—
3	100	2500	0148487	—

5/16-18

Length	Pkg. Qty.	Case Qty.	Part No.	UOM /100
1/2	100	2500	0148488	^
3/4	100	2500	0148489	—
1	100	2500	0148490	—
1-1/4	100	2500	0148491	—
1-1/2	100	2500	0148492	—
2	100	2500	0148493	—
2-1/2	100	2500	0148494	—

3/8-16

Length	Pkg. Qty.	Case Qty.	Part No.	UOM /100
3/4	100	2500	0148495	^
1	100	2500	0148496	—
1-1/4	100	2500	0148497	—
1-1/2	100	2500	0148498	—
2	100	2500	0148499	—
3	100	2500	0148500	—

Wing Screws

Wing Screws
Type D

8-32

Length	Pkg. Qty.	Case Qty.	Part No.	UOM /100
1/4	100	2500	0147999	^
5/16	100	2500	0148000	—
3/8	100	2500	0148001	—
1/2	100	2500	0148002	—

10-24

Length	Pkg. Qty.	Case Qty.	Part No.	UOM /100
1/4	100	2500	0148003	^
1/2	100	2500	0148004	—
5/8	100	2500	0148005	—
3/4	100	2500	0148006	—
1	100	2500	0148007	—

10-32

Length	Pkg. Qty.	Case Qty.	Part No.	UOM /100
1/4	100	1000	0148008	^
1/2	100	1000	0148009	—
5/8	100	1000	0148010	—
3/4	100	1000	0148011	—
1	100	1000	0148012	—

1/4-20

Length	Pkg. Qty.	Case Qty.	Part No.	UOM /100
3/8	100	2500	0148013	^
1/2	100	2500	0148014	—
5/8	100	2500	0148015	—
3/4	100	2500	0148016	—
1	100	2500	0148017	—
1-1/2	100	2500	0148018	—
2	100	2500	0148019	—

5/16-18

Length	Pkg. Qty.	Case Qty.	Part No.	UOM /100
1/2	100	2500	0148020	^
3/4	100	2500	0148021	—
1	100	2500	0148022	—

Hanger Bolts, Dowel Screws, Nylon Round Std. Spacers

Hanger Bolts

Hanger Bolts
Plain and Zinc

Hanger bolts are ideal for overhead applications. One end has wood screw thread and the other end is threaded to hold a nut. Measured end to end.

10-24

Length	Pkg. Qty.	Case Qty.	Part No.	UOM /100
1-1/2	100	7000	32701	^
1-3/4	100	6000	32700	—
2	100	5000	32702	—
2-1/4	100	3000	32707	—
2-1/2	100	3000	32703	—
3	100	2500	32704	—
3-1/2	100	2500	32705	—
4	100	2500	32706	—

1/4"-20

Length	Pkg. Qty.	Case Qty.	Part No.	UOM /100
1	100	7000	32715	^
1-1/2	100	4500	32708	—
1-3/4	100	4000	32723	—
2	50	3000	32709	—
2-1/4	50	2500	32732	—
2-1/2	50	2000	32710	—
3	50	1750	32711	—
3-1/2	50	1250	32712	—
4	25	1000	32713	—
4-1/2	25	700	32733	—
5	25	600	32714	—
6	25	500	32758	—

5/16"-18

Length	Pkg. Qty.	Case. Qty.	Part No.	UOM /100
1-1/2	100	3000	32716	^
1-3/4	100	2500	32734	—
2	50	2000	32717	—
2-1/4	50	1750	32735	—
2-1/2	50	1500	32718	—
3	50	1250	32719	—
3-1/2	50	1000	32720	—
3-3/4	50	800	32737	—
4	25	800	32721	—
4-1/2	25	700	32738	—
5	25	500	32722	—
5-1/2	25	500	32739	—
6	25	400	32740	—

3/8"-16

Length	Pkg. Qty.	Case Qty.	Part No.	UOM /100
1-1/2	50	1500	32724	^
2	25	1500	32725	—
2-1/2	25	1100	32726	—
3	25	900	32727	—
3-1/2	25	700	32728	—
4	10	600	32729	—
5	10	400	32730	—
5-1/2	10	350	32747	—
6	10	250	32748	—
8	1	200	32749	—
10	1	200	32750	—

Flat End Lag Screw 1/4

Length	Pkg. Qty.	Case Qty.	Part No.	UOM /100
3	50	1000	42140	^

Flat End Lag Driver

Pkg. Qty.	Case Qty.	Part No.	UOM /100
1	1	42149	^

Dowel Screws

For attaching wood joints end to end. Each end has wood screw threads. Measured end to end.

8

Part No.	Length	UOM /100
0144687	1-1/4	^
0144688	1-1/2	—

3/16"

Part No.	Length	UOM /100
0144689	1	^
0144690	1-1/4	—
0144691	1-1/2	—
0144692	1-3/4	—
0144693	2	—
0144694	2-1/4	—
0144695	2-1/2	—
0144696	3	—

1/4"

Part No.	Length	UOM /100
0144697	1-1/2	^
0144698	1-3/4	—
0144699	2	—
0144700	2-1/2	—
0144701	3	—
0144702	3-1/2	—

5/16"

Part No.	Length	UOM /100
0144703	1-1/2	^
0144704	2	—
0144705	2-1/2	—
0144706	3	—
0144707	3-1/2	—
0144708	4	—
0144709	4-1/2	—
0144710	5	—
0144711	6	—

5/16"

Part No.	Length	UOM /100
0144712	8	^
0144713	2	—
0144714	2-1/2	—
0144715	3	—
0144716	3-1/2	—
0144717	4	—
0144718	4-1/2	—
0144719	5	—
0144720	6	—

1/2"

Part No.	Length	UOM /100
0144722	4	—
0144723	5	—
0144724	6	—
0144721	8	^

Nylon Round Standard Spacers

3/16" Nylon Spacers

	Clearance Hole #2		Clearance Hole #4	
Length	Part No.	UOM /100	Part No.	UOM /100
1/8"	0145630	^	0145649	^
3/16"	0145631	—	0145650	—
1/4"	0145632	—	0145651	—
5/16"			0145652	—
3/8"	0145633	—	0145653	—
1/2"	0145634	—	0145654	—
5/8"	0145635	—		
3/4"	0145636	—	0145655	—
7/8"	0145637	—		
1"	0145638	—	0145656	—

Various Spacers and Standoffs

Nylon Round Standard Spacers Cont.

1/4" Nylon Spacers

Length	Clearance Hole #2 Part No.	UOM /100	Clearance Hole #4 Part No.	UOM /100	Clearance Hole #6 Part No.	UOM /100	Clearance Hole #8 Part No.	UOM /100
1/8"	0145639	^—	0145657	^—	0145679	^—	0145723	^—
3/16"	0145640	—	0145658	—	0145680	—	0145724	—
1/4"	0145641	—	0145659	—	0145681	—	0145725	—
5/16"	0145642	—	0145660	—	0145682	—	0145726	—
3/8"	0145643	—	0145661	—	0145683	—	0145727	—
7/16"			0145662	—	0145684	—		
1/2"	0145644	—	0145663	—	0145685	—	0145728	—
9/16"					0145686	—	0145729	—
5/8"	0145645	—	0145664	—	0145687	—	0145730	—
11/16"					0145688	—		
3/4"	0145646	—	0145665	—	0145689	—	0145731	—
13/16"							0145732	—
7/8"	0145647	—	0145666	—	0145690	—	0145733	—
15/16"					0145691	—		
1"			0145667	—	0145692	—	0145734	—

5/16" Nylon Spacers

Length	Clearance Hole #4 Part No.	UOM	Clearance Hole #6 Part No.	UOM	Clearance Hole #8 Part No.	UOM	Clearance Hole #10 Part No.	UOM
1/8"			0145693	^—	0145735	^—	0145767	^—
3/16"	0145669	—	0145694	—	0145736	—	0145768	—
1/4"	0145670	—	0145695	—	0145737	—	0145769	—
5/16"	0145671	—	0145696	—	0145738	—	0145770	—
3/8"	0145672	—	0145697	—	0145739	—	0145771	—
1/2"	0145673	—	0145698	—	0145740	—	0145772	—
5/8"	0145674	—	0145699	—	0145741	—	0145773	—
11/16"							0145774	—
3/4"	0145675	—	0145700	—	0145742	—	0145775	—
13/16"					0145743	—		
7/8"	0145676	—	0145701	—	0145744	—	0145776	—
15/16"	0145677	—	0145702	—	0145745	—	0145777	—
1"	0145678	—	0145703	—	0145746	—	0145778	—

3/8" Nylon Spacers

Length	Clearance Hole #6 Part No.	UOM /100	Clearance Hole #8 Part No.	UOM /100	Clearance Hole #10 Part No.	UOM /100
1/8"	0145704	^—	0145747	^—	0145779	^—
3/16"	0145705	—	0145748	—	0145780	—
1/4"	0145706	—	0145749	—	0145781	—
5/16"	0145707	—	0145750	—	0145782	—
3/8"	0145708	—	0145751	—	0145783	—
7/16"					0145784	—
1/2"	0145709	—	0145752	—	0145785	—
9/16"					0145786	—
5/8"	0145710	—	0145753	—	0145787	—
3/4"	0145711	—	0145754	—	0145788	—
7/8"	0145712	—	0145755	—	0145789	—
1"	0145713	—	0145756	—	0145790	—

1/2" Nylon Spacers

Length	Clearance Hole #6 Part No.	UOM /100	Clearance Hole #8 Part No.	UOM /100	Clearance Hole #10 Part No.	UOM /100	Clearance Hole #12 Part No.	UOM /100	Clearance Hole #14 Part No.	UOM /100
1/8"			0145757	^—	0145791	^—	0145801	^—	0145811	^—
3/16"	0145714	—	0145758	—	0145792	—	0145802	—		
1/4"	0145715	—	0145759	—	0145793	—	0145803	—	0145813	—
5/16"	0145716	—	0145760	—	0145794	—	0145804	—	0145814	—
3/8"	0145717	—	0145761	—	0145795	—	0145805	—	0145815	—
7/16"									0145816	—
1/2"	0145718	—	0145762	—	0145796	—	0145806	—	0145817	—
9/16"									0145818	—
5/8"	0145719	—	0145763	—	0145797	—	0145807	—	0145819	—
3/4"	0145720	—	0145764	—	0145798	—	0145808	—	0145820	—
7/8"	0145721	—	0145765	—	0145799	—	0145809	—	0145821	—
1"	0145722	—	0145766	—	0145800	—	0145810	—	0145822	—

Nylon Hex Standoffs

1/4" Nylon Hex Male-Female Threaded Standoffs

Length	Threaded Hole 4-40 Part No.	UOM /100	Threaded Hole 6-32 Part No.	UOM /100	Threaded Hole 8-32 Part No.	UOM /100
1/4"	0145910	^—	0145921	^—	0145931	^—
3/8"			0145922	—	0145932	—
1/2"			0145923	—	0145933	—
5/8"			0145924	—	0145934	—
3/4"	0145914	—	0145925	—	0145935	—
7/8"	0145915	—	0145926	—	0145936	—
1"			0145927	—	0145937	—
1-1/4"			0145928	—	0145938	—
1-1/2"			0145929	—	0145939	—
2"			0145930	—	0145940	—

Aluminum Round Standard Spacers

3/16" Aluminum Round Standard Spacers

Clearance Hole #4

Length	Pkg. Qty.	Case Qty.	Part No.	UOM /100
1/8"	100	2500	0145941	^—
3/16"	100	2500	0145942	—
1/4"	100	2500	0145943	—
5/16"	100	2500	0145944	—
3/8"	100	2500	0145945	—
7/16"	100	2500	0145946	—
1/2"	100	2500	0145947	—

1/4" Aluminum Round Standard Spacers

Length	Pkg. Qty.	Case Qty.	Clearance Hole #4 Part No.	UOM /100	Clearance Hole #6 Part No.	UOM /100	Clearance Hole #8 Part No.	UOM /100
1/8"	100	2500			0146019	^—		
3/16"	100	2500	0145949	—	0146020	—		
1/4"	100	2500	0145950	—				
5/16"	100	2500	0145951	—	0146022	—	0146032	—
3/8"	100	2500	0145952	—			0146033	—
1/2"	100	2500					0146034	—
7/8"	100	2500					0146037	—

Aluminum Round Standoffs

14" Aluminum Round Standoffs

Threaded Hole 8-32

Length	Pkg. Qty.	Case Qty.	Part No.	UOM /100
5/16"	100	2500	0146048	^—
1/2"	100	2500	0146050	—
5/8"	100	2500	0146051	—
3/4"	100	2500	0146052	—
1"	100	2500	0146054	—

Aluminum Hex Standoffs

Aluminum Hex Standoffs
Threaded Hole

3/16" Diameter			Threaded Hole 4-40	
Length	Pkg. Qty.	Case Qty.	Part No.	UOM /100
1/4"	100	2500	0145973	^—
7/16"	100	2500	0145975	—
1/2"	100	2500	0145976	—
3/4"	100	2500	0145978	—
7/8"	100	2500	0145979	—
1"	100	2500	0145980	—

1/4" Diameter			Threaded Hole 4-40	
Length	Pkg. Qty.	Case Qty.	Part No.	UOM /100
1/4"	100	2500	0145981	^—
5/16"	100	2500	0145982	—
3/8"	100	2500	0145983	—
1/2"	100	2500	0145984	—
5/8"	100	2500	0145985	—
3/4"	100	2500	0145986	—
7/8"	100	2500	0145987	—
1"	100	2500	0145988	—
1"	100	2500	0145993	—

1/4" Diameter			Threaded Hole 6-32	
Length	Pkg. Qty.	Case Qty.	Part No.	UOM /100
1/4"	100	2500	0146055	^—
5/16"	100	2500	0146056	—
3/8"	100	2500	0146057	—
1/2"	100	2500	0146058	—
5/8"	100	2500	0146059	—
3/4"	100	2500	0146060	—
7/8"	100	2500	0146061	—
1"	100	2500	0146062	—

1/4" Diameter			Threaded Hole 8-32	
Length	Pkg. Qty.	Case Qty.	Part No.	UOM /100
1/4"	100	2500	0146063	^—
3/8"	100	2500	0146065	—
1/2"	100	2500	0146066	—
3/4"	100	2500	0146068	—
7/8"	100	2500	0146069	—
1"	100	2500	0146070	—

Aluminum Hex Male-Female Threaded Standoffs

3/16" Diameter			Threaded Hole 4-40	
Length	Pkg. Qty.	Case Qty.	Part No.	UOM /100
3/8"	100	2500	0145989	^—
1/2"	100	2500	0145990	—
5/8"	100	2500	0145991	—
3/4"	100	2500	0145992	—

1/4" Diameter			Threaded Hole 4-40	
Length	Pkg. Qty.	Case Qty.	Part No.	UOM /100
3/8"	100	2500	0145996	—
1/2"	100	2500	0145997	—
5/8"	100	2500	0145998	—
3/4"	100	2500	0145999	—
1"	100	2500	0146001	—

1/4" Diameter			Threaded Hole 6-32	
Length	Pkg. Qty.	Case Qty.	Part No.	UOM /100
3/8"	100	2500	0146087	^—
1/2"	100	2500	0146088	—
5/8"	100	2500	0146089	—
3/4"	100	2500	0146090	—
7/8"	100	2500	0146091	—
1"	100	2500	0146092	—

1/4" Diameter			Threaded Hole 8-32	
Length	Pkg. Qty.	Case Qty.	Part No.	UOM /100
3/8"	100	2500	0146098	^—
1/2"	100	2500	0146099	—
5/8"	100	2500	0146100	—
3/4"	100	2500	0146101	—
7/8"	100	2500	0146102	—
1"	100	2500	0146103	—

5/16" Diameter			Threaded Hole 6-32	
Length	Pkg. Qty.	Case Qty.	Part No.	UOM /100
1/2"	100	2500	0146094	^—
3/4"	100	2500	0146096	—
1"	100	2500	0146097	—

Stainless Round Standard Spacers

3/16" Stainless Round Standard Spacers
Clearance Hole #4

Length	Pkg. Qty.	Case Qty.	Part No.	UOM /100
1/8"	100	2500	0149255	^—
5/16"	100	2500	0149258	—
1/2"	100	2500	0149261	—

1/4" Stainless Round Standard Spacers
Clearance Hole #8

Length	Pkg. Qty.	Case Qty.	Part No.	UOM /100
1/8"	100	2500	0149342	^—
5/16"	100	2500	0149345	—
1/2"	100	2500	0149346	—
3/4"	100	2500	0149347	—
1"	100	2500	0149348	—

Stainless Hex Standoffs

Stainless Hex Standoffs

3/16 Threaded Hole 4-40				
Length	Pkg. Qty.	Case Qty.	Part No.	UOM /100
1/4"	100	2500	0149287	^—
5/8"	100	2500	0149291	—

If its not on our shelf...we'll make it!
Ask the local store to quote your threaded and machined parts.

Standoffs, Screws, Self-Drilling, Self-Countersinking Screws

Stainless Hex Standoffs Cont.

Length	Pkg. Qty.	Case Qty.	Threaded Hole 4-40 Part No.	UOM /100	1/4 Threaded Hole 6-32 Part No.	UOM /100	Threaded Hole 8-32 Part No.	UOM /100
1/4"	100	2500	0149295	^				
5/16"	100	2500	0149296	—				
3/8"	100	2500			0149367	—		
1/2"	100	2500	0149298	—	0149368	—		
5/8"	100	2500	0149299	—	0149369	—		
1"	100	2500	0149302	—	0149372	—	0149380	—

Stainless Hex Male-Female Threaded Standoffs

3/16

Length	Pkg. Qty.	Case Qty.	Threaded Hole 4-40 Part No.	UOM /100
5/8"	100	2500	0149305	^

1/4

Length	Pkg. Qty.	Case Qty.	Threaded Hole 4-40 Part No.	UOM /100	Threaded Hole 6-32 Part No.	UOM /100	Threaded Hole 8-32 Part No.	UOM /100
3/8"	100	2500	0149310	^			0149405	^
1/2"	100	2500	0149311	—	0149398	—	0149406	—
5/8"	100	2500	0149312	—	0149399	—	0149407	—
3/4"	100	2500			0149400	—		
7/8"	100	2500			0149401	—		
1"	100	2500			0149402	—		
1-1/8"	100	2500			0149403	—		
1-1/4"	100	2500			0149404	—		

Standoffs

1/4" Hex Male-Female Standoffs

Part No.	Length	Thread	Depth	Point Lgth.	Material	UOM
0166924	1/4"	4-40	1/4	3/16	Aluminum	^
0166928	1/4"	6-32	3/8	1/4	Steel	—
0166929	1/4"	6-32	3/8	1/4	Stainless Steel	—
0166931	5/16"	6-32	3/8	1/4	Aluminum	—
0166933	3/8"	4-40	1/4	3/16	Aluminum	—
0166935	3/8"	6-32	3/8	1/4	Steel	—
0166938	1/2"	6-32	3/8	1/4	Steel	—
0166939	1/2"	6-32	3/8	1/4	Stainless Steel	—
0166940	1/2"	8-32	7/16	3/8	Stainless Steel	—
0166941	5/8"	4-40	1/4	3/16	Stainless Steel	—
0166942	5/8"	8-32	7/16	3/8	Stainless Steel	—
0166944	3/4"	6-32	3/8	1/4	Stainless Steel	—
0166946	1"	6-32	3/8	1/4	Aluminum	—
0166947	1-1/2"	6-32	3/8	1/4	Steel	—

Screws

Hex Jack Screws

Part No.	Thread Lgth.	Material	UOM
0166953	3/16"	Steel	^
0166954	1/4"	Steel	—
0166955	5/16"	Steel	—
0166956	3/8"	Steel	—
0166957	7/16"	Steel	—
0166958	5/8"	Steel	—

The Woodmaster Self-Drilling, Self-Countersinking Screws

Flat Recex® Serrated Lo-Root® with Nibs

Lo-Root® screws feature optimum thread depth to thread spacing ratio that minimizes crumbling between threads. The thread surface is nearly perpendicular to the screw axis which provides greater resistance to pullout.

Diameter	Length	Finish	Part No.	UOM /1000
#8	1"	Lubricized®	0164595	^
#8	1-1/4"	Lubricized®	0164597	—
#8	1-1/2"	Lubricized®	0164599	—
#8	1-3/4"	Lubricized®	0164600	—
#8	2"	Lubricized®	0164601	—
#8	2-1/4"	Lubricized®	0164602	—
#8	2-1/2"	Lubricized®	0164603	—
#8	3"	Lubricized®	0164605	—
#10	2-1/2"	Lubricized®	0164608	—

Flat Recex® Serrated Lo-Root® Type 17

Diameter	Length	Finish	UOM Part No.	/1000
#6	1/2"	Lubricized®	0139931	^
#6	3/4"	Lubricized®	0139933	—

Flat Recex® Lo-Root®

Diameter	Length	Finish	UOM Part No.	/1000
#8	3/4"	Lubricized®	0140163	^
#8	1"	Lubricized®	0139925	—
#8	1-1/4"	Lubricized®	0139832	—
#8	1-1/2"	Lubricized®	0139833	—
#8	1-3/4"	Lubricized®	0139834	—
#8	2"	Lubricized®	0139835	—
#8	2-1/4"	Lubricized®	0139836	—
#8	2-1/2"	Lubricized®	0139837	—
#8	3"	Lubricized®	0139838	—
#8	3-1/2"	Lubricized®	0139924	—
#10	1"	Lubricized®	0164626	—
#10	1-1/4"	Lubricized®	0164627	—
#10	1-1/2"	Lubricized®	0164628	—
#10	2"	Lubricized®	0164630	—
#10	2-1/2"	Lubricized®	0164632	—
#10	3"	Lubricized®	0164633	—

Flat Robertson® Lo-Root®

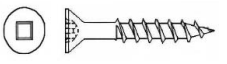

Diameter	Length	Finish	Part No.	UOM /1000
#6	5/8"	Lubricized®	0164635	^
#6	1-1/2"	Lubricized®	0164639	—
#8	3/4"	Lubricized®	0139819	—
#8	1"	Lubricized®	0139820	—
#8	1-1/4"	Lubricized®	0139822	—
#8	1-1/2"	Lubricized®	0139823	—
#8	1-3/4"	Lubricized®	0139824	—
#8	2"	Lubricized®	0139825	—
#8	2-1/4"	Lubricized®	0164640	—
#8	2-1/2"	Lubricized®	0139826	—
#8	3"	Lubricized®	0139827	—
#10	3"	Lubricized®	0164647	—
#10	4"	Lubricized®	0164649	—

Self-Drilling, Self-Countersinking Screws, Frame & Truss Screws

The Woodmaster Self-Drilling, Self-Countersinking Screws Cont.

Flat Head Phillips Lo-Root®

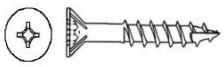

Diameter	Length	Finish	Part No.	UOM /1000
#8	1"	Black Oxide	0158889	^
#8	1-1/4"	Black Oxide	0158890	—
#8	1-1/2"	Black Oxide	0158891	—
#8	1-3/4"	Black Oxide	0158893	—
#8	2-1/4"	Black Oxide	0158895	—
#8	2-1/2"	Black Oxide	0158896	—
#8	3"	Black Oxide	0158897	—

Flat Phillips Lo-Root®

Diameter	Length	Finish	Part No.	UOM /1000
#6	1/2"	Black Oxide	0139786	^
#6	5/8"	Black Oxide	0139787	—
#6	3/4"	Black Oxide	0139788	—
#6	1"	Black Oxide	0164655	—
#6	1-1/4"	Black Oxide	0164656	—
#7	5/8"	Nickel	0139679	—
#7	3/4"	Nickel	0139680	—
#8	5/8"	Black Oxide	0139789	—
#8	3/4"	Black Oxide	0139790	—
#8	1"	Black Oxide	0139791	—
#8	1-1/8"	Black Oxide	0164657	—
#8	1-1/4"	Black Oxide	0139792	—
#8	1-3/8"	Black Oxide	0164658	—
#8	1-1/2"	Black Oxide	0139793	—
#8	1-5/8"	Black Oxide	0158888	—
#8	1-3/4"	Black Oxide	0139794	—
#8	2"	Black Oxide	0139795	—
#8	2-1/2"	Black Oxide	0139796	—
#8	3"	Black Oxide	0139797	—
#9	1"	Black Oxide	0139812	—
#9	1-1/4"	Black Oxide	0139813	—
#9	1-1/2"	Black Oxide	0139814	—
#9	1-3/4"	Black Oxide	0139815	—
#9	2"	Black Oxide	0139816	—
#9	2-1/2"	Black Oxide	0139817	—
#9	3"	Black Oxide	0139818	—
#10	3/4"	Black Oxide	0164661	—
#10	1"	Black Oxide	0164662	—
#10	1-1/4"	Black Oxide	0164663	—
#10	1-1/2"	Black Oxide	0164664	—
#10	1-3/4"	Black Oxide	0164665	—
#10	2"	Black Oxide	0164666	—
#10	2-1/2"	Black Oxide	0164667	—
#10	3"	Black Oxide	0164668	—

Flat Phillips Twinfast

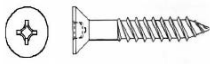

Diameter	Length	Finish	Part No.	UOM /1000
#8	1"	Black Oxide	0164679	^
#8	1-1/4"	Black Oxide	0164680	—
#8	1-1/2"	Black Oxide	0164681	—
#8	1-5/8"	Black Oxide	0164682	—
#8	2"	Black Oxide	0164684	—
#8	2-1/4"	Black Oxide	0164685	—
#8	2-1/2"	Black Oxide	0164686	—
#8	3"	Black Oxide	0164688	—
#9	3-1/2"	Black Oxide	0164695	—
#10	1-1/2"	Black Oxide	0164698	—
#10	2"	Black Oxide	0164699	—
#10	2-1/2"	Black Oxide	0164701	—

Round Washer Recex® Lo-Root®

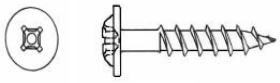

Diameter	Length	Finish	Part No.	UOM /1000
#8	1/2"	Lubricized®	0139951	^
#8	3/4"	Lubricized®	0139866	—
#8	1-1/2"	Lubricized®	0139954	—
#8	1-3/4"	Lubricized®	0164708	—
#8	2"	Lubricized®	0164709	—
#8	2-1/2"	Lubricized®	0139956	—
#8	3"	Lubricized®	0139958	—
#8	3-1/2"	Lubricized®	0139960	—
#10	1"	Lubricized®	0139964	—
#10	1-1/4"	Lubricized®	0139965	—
#10	1-1/2"	Lubricized®	0139966	—
#10	1-3/4"	Lubricized®	0139967	—
#10	2"	Lubricized®	0164864	—
#10	2-1/2"	Lubricized®	0139968	—
#10	3"	Lubricized®	0164865	—

Round Washer Recex® Lo-Root® Type 17

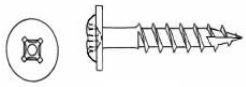

Diameter	Length	Finish	Part No.	UOM
#8	1-3/4"	Lubricized®	0164713	^
#9	1-1/8"	Lubricized®	0164867	—
#10	1-1/4"	Lubricized®	0164868	—

Round Washer Recex® Lo-Root® Type 17 - Extra Large Washer Head

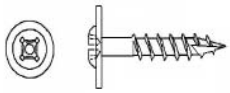

Diameter	Length	Finish	Part No.	UOM /1000
#8	1"	Zinc	0164870	^
#8	1-1/4"	Zinc	0164715	—

Round Washer Phillips Lo-Root®

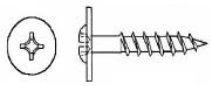

Diameter	Length	Finish	Part No.	UOM /1000
#8	7/8"	Zinc	0139536	^
#8	1"	Zinc	0139537	—
#8	1-1/8"	Zinc	0139538	—
#8	1-1/4"	Zinc	0139539	—

Pan Phillips Lo-Root®

Diameter	Length	Finish	Part No.	UOM /1000
#6	1/2"	Zinc	0139839	^
#6	5/8"	Zinc	0139840	—
#6	3/4"	Zinc	0139841	—
#8	1/2"	Zinc	0158911	—
#8	5/8"	Black Oxide	0139857	—
#8	3/4"	Black Oxide	0139858	—
#8	1"	Black Oxide	0139859	—
#8	1-1/4"	Black Oxide	0139860	—
#8	1-1/2"	Black Oxide	0158910	—
#10	1/2"	Zinc	0164757	—
#10	5/8"	Black Oxide	0139861	—
#10	3/4"	Black Oxide	0139862	—
#10	1"	Black Oxide	0139863	—

Frame & Truss Screws

Face Frame Screws

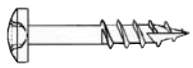

Diameter	Length	Finish	UOM Part No.	/1000
#6	1-1/4"	Lubricized®	0140145	^
#8	1-1/4	Lubricized®	0164764	—
#8	1-1/2	Lubricized®	0164765	—

Framelok® Fillister Recex® Hi-Lo Type 17 Screws with Serrations

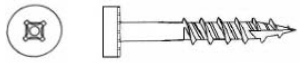

Diameter	Length	Finish	Part No.	UOM /1000
#7	1-1/4	Lubricized®	0139510	^

Drvrs. and Bits, M and D Screws, Cap Covers, Rtl. Prgm., Screws

Drivers and Bits

Robertson®/Recex® Driver Bits

Diameter	Length	Part No.	UOM /Each
#1	1"	0164793	^
#1	2"	0164794	—
#1	3"	0164795	—
#1	4"	0164796	—
#1	6"	0164797	—
#2	1"	0164798	—
#2	2"	0164799	—
#2	3"	0164800	—
#2	4"	0164801	—
#2	6"	0164802	—
#3	1"	0164803	—
#3	2"	0164804	—
#3	3"	0164805	—
#3	4"	0164806	—
#3	6"	0164807	—

Multiple Material Wood Screws and Breakaway Machine Screws

Truss Phillips/Slotted Machine Screws Standard 8-32

Length	Finish	Part No.	UOM /1000
1/2	Zinc	0139882	^
5/8"	Zinc	0139883	—
3/4"	Zinc	0139884	—
1"	Zinc	0139886	—
1-1/8	Zinc	0164819	—
1-1/4"	Zinc	0139887	—
1-3/8"	Zinc	0139888	—
1-5/8"	Zinc	0139890	—
1-3/4"	Zinc	0139891	—
2"	Zinc	0139893	—

Truss Phillips/Slotted Break-Away Machine Screws Standard 8-32

Breaks at 3/4, 1, 1-1/4, and 1-1/2 inch

Break-Away Notch Allows Cutting at Preferred Length

Length	Finish	Part No.	UOM /1000
1-3/4	Zinc	0164820	^

Truss Phillips/Slotted Break-Away Machine Screws M4 Metric

Breaks at 19, 25, 32, and 38mm

Break-Away Notch Allows Cutting at Preferred Length

Length	Finish	Part No.	UOM /1000
45mm	Zinc	0164821	^

Hex Head Draw Bolts

Diameter	Length	Finish	Part No.	UOM /1000
1/4"	3-1/2"	Zinc	0158906	^
1/4"	4"	Zinc	0158907	—

Cap Covers

1/2" Diameter - Phillips

Length	Finish	Part No.	UOM /1000
#2	Almond	0164827	^
#2	Black Oxide	0164828	—
#2	Dark Brown	0164829	—
#2	Light Gray	0164830	—
#2	White	0164831	—

1/2" Diameter - Square

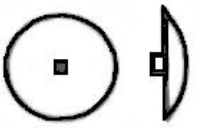

Length	Finish	Part No.	UOM /1000
#2	Almond	0164832	^
#2	Black Oxide	0164833	—
#2	Dark Brown	0164834	—
#2	Light Gray	0164835	—
#2	White	0164836	—

Recex® Wood Pak® Retail Program

Recex® Wood Pak® Retail Program

Offer your customers 27 of our most popular Wood Screws (including driver bit)

All Items are Recex® Lo-Root® in a Yellow Zinc finish and have a Robertson® bit included

Diameter	Length	Head	Part No.	UOM
#6	1/2"	Flat	0164837	^
#6	1/2"	Truss	0164860	—
#6	5/8"	Flat	0164838	—
#6	5/8"	Truss	0164861	—
#6	3/4"	Flat	0164839	—
#6	1"	Flat	0164840	—
#6	1-1/4"	Pan	0164862	—
#6	1-1/2"	Pan	0164863	—
#8	3/4"	Flat	0164841	—
#8	3/4"	Round Washer	0164853	—
#8	1"	Flat	0164842	—
#8	1"	Round Washer	0164854	—
#8	1-1/4"	Flat	0164843	—
#8	1-1/4"	Round Washer	0164855	—
#8	1-1/2"	Flat	0164844	—
#8	1-1/2"	Round Washer	0164856	—
#8	2"	Flat	0164845	—
#8	2"	Round Washer	0164857	—
#8	2-1/2"	Flat	0164846	—
#8	2-1/2"	Round Washer	0164858	—
#8	3"	Flat	0164847	—
#8	3"	Round Washer	0164859	—
#10	1"	Flat	0164848	—
#10	1-1/2"	Flat	0164849	—
#10	2"	Flat	0164850	—
#10	2-1/2"	Flat	0164851	—
#10	3"	Flat	0164852	—

Woodmaster Screws

Round Washer Recex® Lo-Root® Serrated Tooth Thread Screws

Diameter	Length	Finish	Part No.	UOM /1000
#8	1-1/4	Lubricized®	0164880	^
#8	1-1/2	Lubricized®	0164882	—
#8	1-3/4	Lubricized®	0164883	—
#8	2	Lubricized®	0164884	—
#8	2-1/2	Lubricized®	0164886	—

Round Washer Recex® Lo-Root® Screws

Diameter	Length	Finish	Part No.	UOM /1000
#8	1	Zinc	0139867	^
#8	1-1/8	Zinc	0139868	—
#8	1-1/4	Zinc	0139869	—
#8	1-1/2	Zinc	0139870	—
#8	1-3/4	Zinc	0139871	—
#8	2	Zinc	0139872	—
#8	2-1/2	Zinc	0139874	—
#8	3	Zinc	0139532	—

Woodmaster Screws Cont.

Flat Phillips Lo-Root® Screws

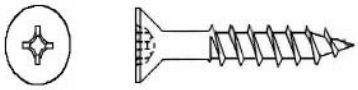

Diameter	Length	Finish	Part No.	UOM /1000
#5	5/8	Zinc	0139615	^
#5	5/8	Bright Brass	0139683	—
#5	5/8	Antique Brass	0139691	—
#6	1/2	Zinc	0139616	—
#6	1/2	Nickel	0139675	—
#6	1/2	Antique Brass	0139692	—
#6	5/8	Zinc	0139671	—
#6	5/8	Nickel	0139676	—
#6	5/8	Bright Brass	0139685	—
#6	5/8	Antique Brass	0139693	—
#6	3/4	Lube	0139800	—
#6	3/4	Zinc	0139770	—
#6	3/4	Nickel	0139677	—
#6	3/4	Bright Brass	0139686	—
#6	1	Zinc	0139619	—
#6	1	Nickel	0139678	—
#6	1-1/4	Zinc	0139772	—
#6	1-1/2	Zinc	0139773	—
#8	5/8	Zinc	0139775	—
#8	3/4	Zinc	0139776	—
#8	1	Zinc	0139777	—
#8	1-1/4	Lube	0139805	—
#8	1-1/4	Zinc	0139778	—
#8	1-3/4	Lube	0158898	—
#8	1-1/2	Zinc	0139779	—
#8	1-3/4	Zinc	0139781	—
#8	2	Lube	0139809	—
#8	2-1/2	Lube	0139810	—
#8	2-1/2	Zinc	0139783	—
#8	3	Lube	0139811	—
#8	3	Zinc	0139784	—

Flat Head Phillips Lo-Root® Type 17 Screws with Nibs

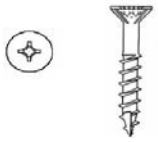

Diameter	Length	Finish	Part No.	UOM /1000
#8	1	Zinc	0139733	^
#8	1-1/4	Zinc	0139734	—
#8	1-1/2	Zinc	0139735	—
#8	1-5/8	Zinc	0139736	—
#8	1-3/4	Zinc	0139737	—
#8	2	Zinc	0139738	—
#8	2-1/4	Zinc	0139739	—

Flat Head Phillips Lo-Root® Type 17 Screws - no Nibs

Diameter	Length	Finish	Part No.	UOM /1000
#6	5/8	Zinc	0139622	^
#6	3/4	Zinc	0139623	—

Flat Head Recex® Lo-Root® Type 17 Screws with Nibs

Diameter	Length	Finish	Part No.	UOM /1000
#8	1	Lube	0139750	^
#8	1	Zinc	0139742	—
#8	1-1/4	Lube	0139751	—
#8	1-1/4	Zinc	0139743	—
#8	1-1/2	Lube	0139752	—
#8	1-1/2	Zinc	0139744	—
#8	1-3/4	Lube	0158898	—
#8	1-3/4	Zinc	0139745	—
#8	2	Lube	0139754	—
#8	2	Zinc	0139746	—
#8	2-1/4	Lube	0139755	—
#8	2-1/4	Zinc	0139747	—
#8	2-1/2	Lube	0139756	—
#8	2-1/2	Zinc	0139748	—
#8	3	Lube	0139757	—
#8	3	Zinc	0139749	—

Flat Head Robertson® Lo-Root® Type 17 Screws with Nibs

Diameter	Length	Finish	Part No.	UOM /1000
#8	1	Black Oxide	0158899	^
#8	1-1/4	Black Oxide	0158900	—
#8	1-1/2	Black Oxide	0158901	—
#8	1-5/8	Black Oxide	0158902	—
#8	3	Black Oxide	0158905	—

Oval Head Phillips Lo-Root® Screws

Diameter	Length	Finish	Part No.	UOM /1000
#6	5/8	Bright Brass	0139688	^
#6	5/8	Antique Brass	0139696	—

Firmit Connecting Screws
Flat Head Pozi Drive
Zinc

Diameter	Length	Part No.	UOM /1000
M6.3 x M50	Conf	0139894	^
M6.3 x M50	Conf	0139896	—

Specialty Hardware

Round Washer Head Installation Screws
Zinc Finish

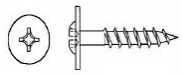

Diameter	Length	Finish	Part No.	UOM /100
#10	2-1/2	Square/Phillips Combo	0139524	^
#10	3	Square/Phillips Combo	0139525	—
#10	3-1/2	Square/Phillips Combo	0139526	—
#14	3	Phillips	0139521	—
#14	3-1/2	Phillips	0139522	—
#14	4	Phillips	0139523	—

Phillips Flat Head Hardware Screws, QuickScrews®

Diameter	Length	Part No.	UOM /1000
#6	1/2	0139798	^

Specialty Hardware Cont.

QuickCutters™ Flat Head and Round Washer Head Screws

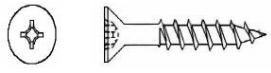

		Flat Head with Nibs							
		Phillips				Phillips/Slotted Combo			
		Plain		Zinc		Plain		Zinc	
Size	Length	Part No.	UOM /Each	Part No.	UOM /Each	Part No.	UOM /Each	Part No.	UOM /Each
#8	1	0139545	^	0139556	^	0139567	^	0139577	^
#8	1-1/4	0139546	—	0139557	—			0139578	—
#8	1-1/2	0139547	—	0139558	—	0139569	—	0139579	—
#8	1-5/8	0139548	—	0139559	—			0139580	—
#8	1-3/4	0139549	—	0139560	—	0139570	—	0139581	—
#8	2	0139550	—	0139561	—	0139571	—	0139582	—
#8	2-1/4	0139551	—	0139562	—	0139572	—	0139583	—
#8	2-1/2	0139552	—	0139563	—	0139573	—	0139584	—
#8	3	0139553	—	0139564	—	0139574	—	0139585	—
#10	3-1/2	0139554	—	0139565	—	0139575	—		
#10	4	0139555	—	0139566	—	0139576	—		

Specialty Hardware, Connect. Screws, Dowels, J. Connect. Bolts/Caps

Specialty Hardware

Flat Head Assembly QuickScrews® Type 17 with Nibs

Diameter	Length	Part No.	UOM /1000
#8	1	0139758	^—
#8	1-1/4	0139759	—
#8	1-1/2	0139760	—
#8	1-5/8	0139761	—
#8	2	0139762	—
#8	2-1/4	0139763	—
#9	2-1/4	0139764	—
#9	2-1/2	0139765	—

Specialty Flat Head Hardware QuickScrews®

Diameter	Length	Part No.	UOM /Each
#8	5/8	0139624	^—
#8	3/4	0139625	—
#9	5/8	0139655	—
#9	3/4	0139656	—
#9	1	0139657	—

Euro Screws

Diameter	Length	Part No.	UOM /Each
M6.3	M10 Euro	0158921	^—
M6.3	M10.5 Euro	0139632	—
M6.3	M11.5 Euro	0139633	—
M6.3	M13 Euro	0139634	—
M6.3	M14.5 Euro	0158922	—

Standard and Specialty Pan Head Screws

Standard Pan Head Screws

		Zinc		Black Oxide	
Diameter	Length	Part No.	UOM /Each	Part No.	UOM /Each
6	1/2	0139852	^—		
6	5/8			0139853	—
6	3/4			0139854	—
6	1			0158908	—
6	1-1/4			0139855	—
10	5/8	0139847	—		
10	3/4	0139848	—		
10	1	0139849	—		
10	1-1/2	0139851	—		

Specialty Pan Head Screws

		Type 17 Zinc		Type 17 Antique Brass		Type 17 Nickel	
Size	Length	Part No.	UOM /Each	Part No.	UOM /Each	Part No.	UOM /Each
#6	1/2	0139637	^—				
#6	5/8			0139645	—		
#8	5/8	0139639	—	0139646	—		
#8	3/4	0139640	—				
#10	5/8					0158917	—
#10	3/4					0158918	—
#12	3/4	0139642	—				
#12	1	0139643	—				

Specialty Drawer Slide Screws, QuickScrews® Thread

		Phillips Truss Zinc		Phillips Round Washer Zinc	
Size	Length	Part No.	UOM /Each	Part No.	UOM /Each
#8	7/16	0139629	^—		
#8	1/2			0139631	—
Type 17					
#8	5/8	0139648	—		
#8	3/4	0139649	—		

Type 17 Auger Point Plain and Dry Lube Screws

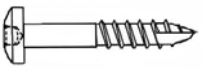

		Fine		Coarse		Fine QC Auger	
Size	Length	Part No.	UOM /1000	Part No.	UOM /1000	Part No.	UOM /1000
#6	1-1/4	0140145	—			0139512	—
#6	1-1/2					0139513	—
#7	1-1/4	0139518	—				
#7	1-1/2	0139519	—				
#8	1			0139516	—		

Connecting Screws for Cabinets

Connecting Screws for Cabinets

With Combo-Slot, M4 x 10-45, Zinc Plated

Diameter	Length	Part No.	UOM /100
M4	10mm	0140822	^—
M4	15mm	0140823	—
M4	20mm	0140824	—
M4	25mm	0140825	—
M4	30mm	0140826	—
M4	35mm	0140827	—
M4	40mm	0140828	—
M4	45mm	0140829	—
M4	50mm	0140830	—

Metal Sleeves

With Combo-Slot Head, For 16mm or 19mm Panel

Diameter	Length	Finish	Part No.	UOM /100
M4	27mm	Nickel	0140831	^—
M4	35mm	Nickel	0140832	—
M4	27mm	Bronze	0140833	—
M4	35mm	Bronze	0140834	—

Dowels

Calibrated Wood Dowels

Fluted Design

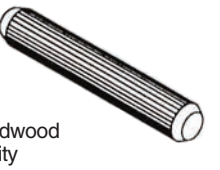

- •Manufactured from hardwood
- •Machine insertion quality
- •Grade A selection
- •Available in raw and pre-glued

Diameter	Length	Part No.	UOM /100
M8	25mm	0140996	^—
M8	30mm	0140997	—
M8	35mm	0140998	—
M8	40mm	0140999	—
M8	45mm	0141000	—

Joint Connector Bolts

Joint Connector Bolts

Type BB - 4mm Hex Drive

		Brass		Nickel		Bronze	
Diameter	Length	Part No.	UOM /100	Part No.	UOM /100	Part No.	UOM /100
1/4"	20mm	0140676	^—	0140677	^—	0140678	^—
1/4"	30mm	0140680	—			0140681	—
1/4"	35mm			0140684	—	0140685	—
1/4"	40mm	0140687	—	0140688	—	0140690	—
1/4"	45mm			0140691	—	0140693	—
1/4"	50mm	0140696	—	0140697	—	0140698	—
1/4"	60mm	0140700	—	0140702	—	0140704	—
1/4"	70mm	0140706	—	0140708	—	0140710	—
1/4"	80mm	0140712	—	0140714	—	0140716	—
1/4"	90mm	0140718	—	0140720	—	0140721	—
1/4"	100mm	0140723	—	0140724	—	0140725	—
1/4"	110mm	0140727	—				
1/4"	120mm	0140729	—	0140730	—	0140731	—
5/16"	40mm			0140733	—		
5/16"	90mm					0140734	—
5/16"	100mm					0140735	—
5/16"	110mm					0140736	—
5/16"	120mm					0140737	—

Joint Connector Caps

Joint Connector Caps Type JCN

With 17mm Head

Thread	Length	Part No.	Finish	UOM /100
1/4-20	12mm	0140789	Black	^—
1/4-20	12mm	0140791	Nickel	—
1/4-20	12mm	0140792	Bronze	—
1/4-20	17mm	0140796	Black	—
1/4-20	17mm	0140797	Brass	—
1/4-20	17mm	0140798	Nickel	—
1/4-20	17mm	0140799	Bronze	—

Cross Dowels Type JRN

Thread	Diameter	Length	Part No.	N	UOM /100
1/4x20	10mm	12mm	0140808	8mm	^—
1/4x20	10mm	16mm	0140809	10mm	—
1/4x20	10mm	30mm	0140810	15mm	—

Hex Nuts

Finished Hex Nuts Low Carbon and Grade 5
Coarse Thread

Nut Grade Information Nuts (Hex Nuts, Hex Specialty Nuts and Hex Lock Nuts) are available in 12 different materials. **Plain Steel** - A general purpose grade of low carbon steel with no finish unless a grade of nuts is specified, such as grade 2. **Zinc Plated Steel** - Plain steel with a bright finish of zinc plating for rust and corrosion resistance. **Galvanized Steel** - Coated with a dull grey finish for outdoor rust-resistant use. **Cadmium Plated Steel** - Plain steel with a bright, corrosion-resistant coating. **Grade C Zinc Gold Dichromate Plated Steel** - Standard plain steel with a corrosion resistant gold-colored coating. **Grade 8 Steel** - High strength for use with Grade 8 fasteners. **Grade 9 Yellow Zinc** - For use with Grade 9 screws and washers for the highest available strength and resistance to cracking and metal fatigue. Corrosion-resistant gold-colored coating. **18-8 Stainless Steel** - Excellent corrosion and heat resistance, ideal for use with chemicals, marine and other corrosive environments; can be mildly magnetic. **316 Stainless Steel** - Completely non-magnetic material containing molybdenum, withstands most industrial chemicals and solvents, can be used in a clean environment such as food processing equipment. **Brass** - Non-magnetic material has good corrosion resistance to salt spray and salt air. Softer than steel, 60% to 65% copper. **Silicon Bronze** - Highest corrosion resistance available, will withstand long immersion is sea water and exposure to extreme temperatures, water, gas, sewage and chemicals. Contains 96% to 98% copper, has the strength of low carbon steel, completely non-magnetic. **Aluminum** - Excellent resistance to atmospheric corrosion and weathering. Ideal for outdoor use. Similar to low carbon steel in strength but only one-third the weight. Completely non-magnetic. **MONEL™** - Heat resistant, corrosion resistant and non-magnetic nickel alloy. Resists salt water spray and discoloration due to heat. **Note:** For best results, use nuts with screws or bolts of similar material to prevent galvanic corrosion, especially in moist, wet environments.

Low Carbon Steel

These nuts handle moderate-load assemblies. They are most often used on machine screws and threaded rods. Nuts conform to ANSI/ASME B18.6.3. Hex nuts have tops flat with chamfered corners. Bottoms may be flat or chamfered.

Coarse Thread

			Plain		Zinc		Yellow Zinc	
Size	Pkg. Qty.	Case Qty.	Part No.	UOM/100	Part No.	UOM/100	Part No.	UOM/100
0-80	100	2500	36001	^	36002	^		
1-72	100	2500	36003	—	36004	—		
2-56	100	2500	36005	—	36006	—	0149527	—
3-48	100	2500	36007	—	36008	—	0149528	—
4-40	100	2500	36011	—	36012	—	95805	—
5-40	100	2500	36015	—	36016	—		
6-32	100	2500	36019	—	36020	—	95807	—
8-32	100	2500	36023	—	36024	—	95808	—
10-24	100	2500	36027	—	36028	—	95809	—
12-24	100	2500	36031	—	36032	—	95810	—
1/4-20	100	2500			36036	—	0149534	—
5/16-18	100	2500			0147986	—	0149536	—
3/8-16	100	2500			0147988	—	0149537	—

Fine Thread

			Plain		Zinc	
Size	Pkg. Qty.	Case Qty.	Part No.	UOM/100	Part No.	UOM/100
3-56	100	2500	36009	^	36010	^
4-48	100	2500	36013	—	36014	—
5-44	100	2500	36017	—	36018	—
6-40	100	2500	36021	—	36022	—
8-36	100	2500	36025	—	36026	—
10-32	100	2500	36029	—	36030	—
12-28	100	2500	36033	—	36034	—
1/4-28	100	2500			0147985	—
5/16-24	100	2500			0147987	—
3/8-24	100	2500			0147989	—

Low Carbon

			Plain		Zinc		Black Oxide		Hot Dipped Galvanized		Yellow Zinc	
Size	Pkg. Qty.	Case Qty.	Part No.	UOM /100	Part No.	UOM /100	Part No.	UOM /100	Part No.	UOM /100	Part No.	UOM /100
1/4-20	100	10000	36101	^	36102	^	0148771	^	36701	^	95811	^
5/16-18	100	6000	36103	—	36104	—	0148772	—	36703	—	95812	—
3/8-16	50	4000	36105	—	36106	—	0148773	—	36705	—	95813	—
7/16-14	25	1000	36107	—	36108	—			36707	—	95814	—
1/2-13	25	1600	36109	—	36110	—	0148774	—	36709	—	95815	—
9/16-12	25	1100	36111	—	36112	—			36711	—	95816	—
5/8-11	10	900	36113	—	36114	—	0148775	—	36713	—	95817	—
3/4-10	10	500	36115	—	36116	—	0148776	—	36715	—	95818	—
7/8-9	10	300	36117	—	36118	—	0148777	—	36717	—	95819	—
1"-8	1	200	36119	—	36120	—	0148770	—	36719	—	95820	—
1-1/8-7	1	190	36121	—	36122	—			36721	—		
1-1/4-7	1	170	36123	—	36124	—			36723	—		
1-3/8-6	1	150	36125	—	36126	—			36725	—		
1-1/2-6	1	120	36127	—	36128	—			36727	—		
1-5/8-5.5	1	120	36129	—	36130	—			36729	—		
1-3/4-5	1	100	36131	—	36132	—			36731	—		
1-7/8-5	1	80	36133	—	36134	—			36733	—		
2"-4.5	1	65	36135	—	36136	—			36735	—		
2-1/4-4.5	1	60	36137	—	36138	—			36737	—		
2-1/2-4	1	45	36139	—	36140	—			36739	—		
2-3/4-4	1	30	36141	—	36142	—			36741	—		
3"-4	1	25	36143	—	36144	—			36743	—		
3-1/2-4	1	25	36145	—	36146	—			36745	—		
4"-4	1	15	36147	—	36148	—			36747	—		

Grade 5

			Plain		Zinc		Yellow Zinc	
Size	Pkg. Qty.	Case Qty.	Part No.	UOM/100	Part No.	UOM/100	Part No.	UOM/100
1/4-20	100	2500	36301	^	36302	^	95860	^
5/16-18	100	2500	36303	—	36304	—	95861	—
3/8-16	50	2500	36305	—	36306	—	95862	—
7/16-14	25	2500	36307	—	36308	—	95863	—
1/2-13	25	1800	36309	—	36310	—	95864	—
9/16-12	25	1100	36311	—	36312	—		
5/8-11	10	875	36313	—	36314	—	95866	—
3/4-10	10	550	36315	—	36316	—	95867	—
7/8-9	10	350	36317	—	36318	—	95868	—

If its not on our shelf...we'll make it!
Ask the local store to quote your threaded and machined parts.

FASTENERS

Hex Nuts

Hex Nuts Cont.

Grade 5 Cont.

Size	Pkg. Qty.	Case Qty.	Plain Part No.	Plain UOM/100	Zinc Part No.	Zinc UOM/100	Yellow Zinc Part No.	Yellow Zinc UOM/100
1"-8	1	250	36319	—	36320	—	95869	—
1 1/8-7	1	190	36321	—	36322	—	95870	—
1 1/4-7	1	170	36323	—	36324	—	95871	—
1 3/8-6	1	150	36325	—	36326	—		
1 1/2-6	1	120	36327	—	36328	—	95873	—
1 5/8-5.5	1	120	36329	—	36330	—		
1 3/4-5	1	100	36331	—	36332	—	95875	—
1 7/8-5	1	80	36333	—	36334	—		
2"-4.5	1	65	36335	—	36336	—		
2 1/4-4.5	1	60	36337	—	36338	—		
2 1/2-4	1	45	36339	—	36340	—		
2 3/4-4	1	30	36341	—	36342	—		
3"-4	1	25	36343	—	36344	—		

Finished Hex Nuts Low Carbon and Grade 5

Fine Thread

Size	Pkg. Qty.	Case Qty.	Grade 2 Plain Part No.	Grade 2 Plain UOM /100	Grade 2 Zinc Part No.	Grade 2 Zinc UOM /100	Grade 5 Plain Part No.	Grade 5 Plain UOM /100	Grade 5 Zinc Part No.	Grade 5 Zinc UOM /100
1/4-28	100	2500	36151	^—	36152	^—	36351	^—	36352	^—
5/16-24	100	2500	36153	—	36154	—	36353	—	36354	—
3/8-24	50	2500	36155	—	36156	—	36355	—	36356	—
7/16-20	25	2500	36157	—	36158	—	36357	—	36358	—
1/2-20	25	1800	36159	—	36160	—	36359	—	36360	—
9/16-18	25	1100	36161	—	36162	—	36361	—	36362	—
5/8-18	10	875	36163	—	36164	—	36363	—	36364	—
3/4-16	10	550	36165	—	36166	—	36365	—	36366	—
7/8-14	10	350	36167	—	36168	—	36367	—	36368	—
1"-14	1	250	36169	—	36170	—	36369	—	36370	—
1"-12	1	250	36195	—	36196	—				
1-1/8-12	1	190	36171	—	36172	—	36371	—	36372	—
1-1/4-12	1	170	36173	—	36174	—	36373	—	36374	—
1-3/8-12	1	150	36175	—	36176	—	36375	—	36376	—
1-1/2-12	1	120	36177	—	36178	—	36377	—	36378	—
1-5/8-12	1	120	36179	—			36379	—		
1-3/4-12	1	100	36181	—			36381	—		
2"-12	1	65	36183	—	36184	—	36383	—		
2-1/4-12	1	60	36185	—			36385	—		
2-1/2-12	1	45	36187	—			36387	—		
2-3/4-12	1	30	36189	—			36389	—		
3"-12	1	25	36191	—			36391	—		

Finished Hex Nuts-USA

Finished Hex Nuts Grade 5 and 8

Size	Pkg. Qty.	Case Qty.	Coarse Grade 5 Zinc Part No.	Coarse Grade 5 Zinc UOM /Each	Coarse Grade 8 Yellow Zinc Part No.	Coarse Grade 8 Yellow Zinc UOM /Each	Fine Grade 8 Yellow Zinc Size	Fine Grade 8 Yellow Zinc Part No.	Fine Grade 8 Yellow Zinc UOM /Each
1/4-20	100	2500	0147964	^—	0147903	^—	1/4-28	0147913	^—
5/16-18	100	2500	0147965	—	0147904	—	5/16-24	0147914	—
3/8-16	50	2500	0147966	—	0147905	—	3/8-24	0147915	—
7/16-14	25	2500	0147967	—	0147906	—	7/16-20	0147916	—
1/2-13	25	1800	0147968	—	0147907	—	1/2-20	0147917	—
9/16-12	25	1100	0147969	—	0147908	—	9/16-18	0147918	—
5/8-11	10	875	0147970	—	0147909	—	5/8-18	0147919	—
3/4-10	10	550	0147971	—	0147910	—	3/4-16	0147920	—
7/8-9	10	350	0147972	—	0147911	—	7/8-14	0147921	—
1"-8	1	250	0147963	—	0147902	—	1"-14	0147912	—

Grade 8 Finished Hex Nuts
Grade 9 High Strength Thick Hex Nuts

Coarse Thread

Size	Pkg. Qty.	Case Qty.	Grade 8 Plain Part No.	Grade 8 Plain UOM /100	Grade 8 Yellow Zinc Part No.	Grade 8 Yellow Zinc UOM /100	Grade 9 Yellow Zinc Part No.	Grade 9 Yellow Zinc UOM /100
1/4-20	100	2500	36401	^—	36402	^—	38020	^—
5/16-18	100	2500	36403	—	36404	—	38021	—
3/8-16	50	2500	36405	—	36406	—	38022	—
7/16-14	25	2500	36407	—	36408	—	38023	—
1/2-13	25	2500	36409	—	36410	—	38024	—
9/16-12	25	1100	36411	—	36412	—	38025	—
5/8-11	10	875	36413	—	36414	—	38026	—
3/4-10	10	550	36415	—	36416	—	38027	—
7/8-9	10	350	36417	—	36418	—	38028	—
1"-8	1	250	36419	—	36420	—	38029	—
1-1/8"-7	1	190	36421	—	36422	—	38030	—
1-1/4"-7	1	170	36423	—	36424	—	38031	—
1-3/8-6	1	150	36425	—	36426	—		
1-1/2"-6	1	120	36427	—	36428	—	38032	—
1-5/8-5.5	1	120	36429	—				
1-3/4-5	1	100	36431	—				
1-7/8-5	1	80	36433	—				
2"-4.5	1	65	36435	—				
2-1/4-4.5	1	60	36437	—				
2-1/2-4	1	45	36439	—				
2-3/4-4	1	30	36441	—				
3"-4	1	25	36443	—				

Hex Nuts Cont.

Grade 8 Finished Hex Nuts
Grade 9 High Strength Thick Hex Nuts
Fine Thread

Size	Pkg. Qty.	Case Qty.	Grade 8 Plain Part No.	UOM /100	Grade 8 Yellow Zinc Part No.	UOM /100	Grade 9 Yellow Zinc Part No.	UOM /100
1/4-28	100	2500	36451	^—	36452	^—	38040	^—
5/16-24	100	2500	36453	—	36454	—	38041	—
3/8-24	50	2500	36455	—	36456	—	38042	—
7/16-20	25	2500	36457	—	36458	—	38043	—
1/2-20	25	1800	36459	—	36460	—	38044	—
9/16-18	25	1100	36461	—	36462	—	38045	—
5/8-18	10	875	36463	—	36464	—	38046	—
3/4-16	10	550	36465	—	36466	—	38047	—
7/8-14	10	350	36467	—	36468	—	38048	—
1"-14	1	250	36469	—	36470	—	38049	—
1-1/8-12	1	190	36471	—	36472	—	38050	—
1-1/4-12	1	170	36473	—	36474	—	38051	—
1-3/8-12	1	150	36475	—	36476	—		
1-1/2-12	1	120	36477	—	36478	—	38052	—
1-5/8-12	1	120	36479	—				
1-3/4-12	1	100	36481	—	36482	—		
2"-12	1	65	36483	—	36484	—		
2-1/4-12	1	60	36485	—	36486	—		
2-1/2-12	1	45	36487	—				
2-3/4-12	1	30	36489	—				
3"-12	1	25	36491	—				

Left Hand Hex Nuts

Left Hand Hex Nuts
Low Carbon Steel
Plain

Coarse Thread

Size	Pkg. Qty.	Case Qty.	Part No.	UOM /100
1/4-20	100	500	36901	^—
5/16-18	100	500	36903	—
3/8-16	50	500	36905	—
7/16-14	25	500	36907	—
1/2-13	25	500	36909	—
9/16-12	25	250	36911	—
5/8-11	10	250	36913	—
3/4-10	10	125	36915	—
7/8-9	10	125	36917	—
1"-8	1	125	36919	—
1 1/8-7	1	50	36921	—
1 1/4-7	1	50	36923	—
1 3/8-6	1	50	36925	—
1 1/2-6	1	50	36927	—
1 5/8-5.5	1	50	36929	—
1 3/4-5	1	50	36929	—
2"-4.5	1	25	36935	—

Low Carbon Steel
Plain-Fine Thread

Low Carbon Steel

Size	Pkg. Qty.	Case Qty.	Part No.	UOM
1/4-28	100	500	36951	^—
5/16-24	100	500	36953	—
3/8-24	50	500	36955	—
7/16-20	25	500	36957	—
1/2-20	25	500	36959	—
9/16-18	25	250	36961	—
5/8-18	10	250	36963	—
3/4-16	10	125	36965	—
7/8-14	10	125	36967	—
1"-14	1	125	36969	—
1-1/8-12	1	50	36971	—
1-1/4-12	1	50	36973	—
1-1/2-12	1	50	36977	—
2-1/4-12	1	30	36985	—
2-1/2-12	1	25	36987	—
2-3/4-12	1	20	36989	—
3"-12	1	15	36991	—

Grade Identification Markings for Nuts

Specification Size (inches)	Material Stress Plain	Nominal Ident. (psi)	Proof Load Plain	Proof Load Zinc Coated	Min.	Max.	Grade Ident.
ASTM A563 - Grade 0	Carbon Steel	1/4 - 1-1/2	69,000*	52,000*	B55	C32	
ASTM A563 - Grade A	Carbon Steel	1/4 - 1-1/2	90,000*	68,000*	B68	C32	
ASTM A563 - Grade A Heavy Hex	Carbon Steel	1/4-4	100,000* 90,000*	75,000* 68,000*	B68	C32	
ASTM A563 - Grade C Heavy Hex	Carbon Steel, may be quenched & tempered	1/4-4	144,000	144,000	B78	C38	
ASTM A563 - Grade DH Heavy-Hex	Carbon Steel, quenched and tempered	1/4-4	175,000	150,000	C24	C38	
ASTM A194 - Grade 2H Heavy Hex	Medium carbon steel	1/4 - 1-1/2 over 1-1/2	175,000	150,000*	C24	C38 C38	
ASTM A194 - Grade 8 Heavy Hex	AISI 304	1/4 - 1-1/2	80,000		B60	B105	

SAE J995 Grade Identification for Nuts

Specification Size (inches)	Material Stress Plain	Nominal Ident. (psi)	Proof Load	Min.	Max.	Grade Ident. Marking Previous	Grade Ident. Marking Revised
SAE J995 - Grade 5	Medium carbon steel, quenched & tempered	1/4-4	120,000*		C32		
		over 1-1/2	109,000** 105,000* 94,000**		C32		
SAE J995 - Grade 8	Medium Carbon alloy steel quenched and tempered	1/4-4 over 5/-1 over 1-1-1/2	150,000	C38 C26 C26	C32 C34 C36		

Heavy Hex Nuts

A194 2-H

Specifications: Dimensional requirements in accordance with ANSI B18.2.2.
Threads shall be in accordance with ANSI B1.1.
These nuts are intended for use with A325, A490 and A193 B7 fasteners.

Size	Pkg. Qty.	Case Qty.	Plain Part No.	UOM /100	Zinc Part No.	UOM /100	Yellow Zinc Part No.	UOM /100	Hot Dipped Galvanized Part No.	UOM /100
1/4-20	100	2500	36496	^—	0131927	^—	0131911	^—		
5/16-18	100	2500	36497	—	0131932	—	0131912	—		
3/8-16	50	2500	36548	—	0131937	—	0131913	—	36750	—
1/2-13	25	1800	36550	—	0124746	—	0131914	—	36754	—
9/16-12	25	1100	36499	—						
5/8-11	10	875	36552	—	0124747	—			36756	—
3/4-10	10	550	36554	—	0124748	—	0131915	—	36758	—
7/8-9	10	350	36556	—	0124749	—			36760	—
1"-8	1	250	36558	—	0124750	—	0131916	—	36762	—
1-1/8"-7	1	190	36560	—					36764	—
1-1/8"-8	1	190	36562	—	0124751	—			36766	—
1-1/4"-7	1	170	36564	—					36768	—
1-1/4"-8	1	170	36566	—	0124752	—			36770	—
1-3/8-6	1	150	36568	—					36772	—
1-3/8-8	1	150	36570	—	0124753	—				
1-1/2"-6	1	120	36572	—					36776	—
1-1/2"-8	1	120	36574	—	0124754	—			36778	—
1-5/8-5.5	1	120							0155679	—
1-5/8-8	1	120	36500	—						
1-3/4-5	1	100	36576	—					0155681	—
1-3/4-8	1	100	36578	—					0155680	—
1-7/8-5	1	80	36580	—						
1-7/8-8	1	80	36582	—						
2"-4.5	1	65	36584	—					0155685	—
2"-8	1	65	36586	—						
2-1/4-4.5	1	60	36588	—					0155687	—
2-1/4-8	1	60	36590	—						
2-1/2-4	1	45	36592	—						
2-1/2-8	1	45	36594	—						
2-3/4-8	1	30	36599	—						
3"-4	1	25	36596	—						
3"-8	1	25	36598	—						

If its not on our shelf...we'll make it!
Ask the local store to quote your threaded and machined parts.

Heavy Hex Nuts

Heavy Hex Nuts Cont.

A194 2H Heavy Hex Nuts

Coarse Thread

Size	Pkg. Qty.	Case Qty.	Part No.	UOM /100
3/8-16	50	2500	38235	^
1/2-13	25	1800	38237	—
5/8-11	10	875	38239	—
3/4-10	10	550	38240	—
7/8-9	10	350	38241	—
1"-8	1	250	38242	—
1-1/8-7	1	190	38243	—
1-1/8-8	1	190	38244	—
1-1/4-7	1	170	38245	—
1-1/4-8	1	170	38246	—
1-1/2-6	1	120	38249	—
1-1/2-8	1	120	38250	—
1-3/4-5	1	100	38252	—
2"-4.5	1	65	38256	—

A194 2HM Heavy Hex Nut
Coarse Thread

Size	Pkg. Qty.	Case Qty.	Part No.	UOM /100
1/2-13	25	1800	0155698	^
5/8-11	10	875	0155699	—
3/4-10	10	550	0155700	—
7/8-9	10	350	0155701	—
1"-8	1	250	0155702	—
1-1/8-8	1	190	0155703	—
1-1/4-8	1	170	0155704	—
1-3/8-8	1	150	0155705	—
1-1/2-8	1	120	0155706	—
1-5/8-8	1	110	0155707	—
1-3/4-8	1	100	0155708	—
1-7/8-8	1	75	0155709	—
2"-8	1	65	0155710	—
2-1/4-8	1	60	0155711	—
2-1/2-8	1	50	0155712	—
2-3/4-8	1	30	0155713	—
3"-8	1	20	0155714	—
3-1/4-8	1	10	0155715	—
3-1/2-8	1	10	0155716	—

Heavy Hex Nuts-A194 2H

Fine Thread

Size	Pkg. Qty.	Case Qty.	Part No.	UOM
1/4-28	50	2500	0169313	^
5/16-24	50	2500	0169314	—
3/8-24	25	2500	0158658	—
7/16-20	25	1800	0169315	—
1/2-20	25	1800	0158659	—
5/8-18	10	875	0158660	—
3/4-16	10	500	0158661	—
7/8-14	10	250	0158662	—
1"-12	1	250	0169316	—
1"-14	1	150	0158663	—
1-1/8-12	1	150	0158664	—
1-1/4-12	1	100	0158665	—
1-3/8-12	1	100	0158666	—
1-1/2-12	1	100	0158667	—

ASTM A194 Heavy Hex Nut
Grade 8 - Stainless Steel

Size	Pkg. Qty.	Case Qty.	Part No.	UOM /100
1/2-13	25	1000	0121743	^
5/8-11	10	875	0121744	—
3/4-10	10	500	0121745	—
7/8-9	10	250	0121746	—
1"-8	1	250	0121747	—
1-1/8-8	1	150	0121748	—
1-1/4-8	1	100	0121749	—
1-3/8-8	1	100	0121750	—
1-1/2-8	1	100	0121751	—

A-563 Heavy Hex Nuts Grade C Plain

Plain

Size	Pkg. Qty.	Case Qty	Part No.	UOM /100
5/8-11	10	500	38181	^
3/4-10	10	500	38182	—
7/8-9	10	250	38183	—
1"-8	1	250	38184	—
1-1/8-7	1	100	38185	—
1-1/4-7	1	100	38187	—

A-563 Heavy Hed Nuts Grade C Plain

Size	Pkg. Qty	Case Qty.	Part No.	UOM /100
1/2-13	25	1000	36549	^
5/8-11	10	875	36551	—
3/4-10	10	500	36553	—
7/8-9	10	250	36555	—
1"-8	1	250	36557	—
1-1/8-7	1	100	36559	—
1-1/4-7	1	100	36563	—
1-3/8-6	1	100	36567	—
1-1/2-6	1	100	36571	—
1-3/4-5	1	50	36575	—
2"-4.5	1	50	36583	—
2-1/4-4.5	1	25	36587	—
2-1/2-4	1	25	36591	—
3"-4	1	10	36595	—

Heavy Hex Nuts Cont.

A-563 Heavy Hex Nuts
Grade DH-Hot Dip Galvanized

Coarse Thread

			Galvanized		Domestic		Domestic	
			Hot Dipped Galvanized		Hot Dipped Galvanized		Plain	
Size	Pkg. Qty.	Case Qty.	Part No.	UOM /100	Part No.	UOM /100	Part No.	UOM /100
3/8-16	50	2500	36749	^—				
7/16-14	25	2500	36751	—				
1/2-13	25	1800	36753	—	38206	—	11102506	—
5/8-11	10	875	36755	—	38207	—	11102507	—
3/4-10	10	550	36757	—	38208	—	11102508	—
7/8-9	10	350	36759	—	38209	—	11102509	—
1-8	1	250	36761	—	38210	—	11102510	—
1-1/8-7	1	190	36763	—				
1-1/4-7	1	170	36767	—				
1-1/2-6	1	120	36775	—				

Heavy Hex Nuts - Low Carbon Steel
Plain, Zinc, and Hot Dipped Galvanized

Coarse Thread

			Plain		Zinc		Hot Dipped Galvanized	
Size	Pkg. Qty.	Case Qty.	Part No.	UOM /100	Part No.	UOM /100	Part No.	UOM /100
1/4-20	100	2500	36501	^—	36502	^—	36702	^—
5/16-18	100	2500	36503	—	36504	—	36704	—
3/8-16	50	2500	36505	—	36506	—	36706	—
7/16-14	25	2500	36507	—	36508	—	36708	—
1/2-13	25	1800	36509	—	36510	—	36710	—
9/16-12	25	1100	36511	—	36512	—	36712	—
5/8-11	10	875	36513	—	36514	—	36714	—
3/4-10	10	550	36515	—	36516	—	36716	—
7/8-9	10	350	36517	—	36518	—	36718	—
1"-8	1	250	36519	—	36520	—	36720	—
1-1/8-7	1	190	36521	—	36522	—	36722	—
1-1/4-7	1	170	36523	—	36524	—		
1-3/8-6	1	150	36525	—	36526	—	36726	—
1-1/2-6	1	120	36527	—	36528	—	36728	—
1-5/8-5.5	1	120	36529	—			36730	—
1-3/4-5	1	100	36531	—			36732	—
1-7/8-5	1	80	36533	—			36734	—
2"-4.5	1	65	36535	—			36736	—
2-1/4-4.5	1	60	36537	—			36738	—
2-1/2-4	1	45	36539	—			36740	—
2-3/4-4	1	30	36541	—			36742	—
3"-4	1	25	36543	—			36744	—
3-1/2-4	1	12	36545	—				
4"-4	1	8	36547	—				

Grade 5 Heavy Hex Nuts
Plain and Zinc Plated

	Plain		Zinc	
Size	Part No.	UOM	Part No.	UOM
1/4-20	0169325	^—	0169343	^—
5/16-18	0169326	—	0169344	—
3/8-16	0169327	—	0169345	—
7/16-14	0169328	—	0169346	—
1/2-13	0169329	—	0169347	—
9/16-12	0169330	—	0169348	—
5/8-11	0169331	—	0169349	—
3/4-10	0169332	—	0169350	—
7/8-9	0169333	—	0169351	—
1"-8	0169334	—	0169352	—
1-1/8-7	0169335	—		
1-1/4-7	0169336	—		
1-3/8-6	0169337	—		
1-1/2-6	0169338	—		
1-5/8-5.5	0169339	—		
1-3/4-5	0169340	—		
1-7/8-5	0169341	—		
2"-4.5	0169342	—		

Coil Nut Regular
Low Carbon - Plain Finish

Size	Pkg. Qty.	Case Qty.	Part No.	UOM /100
1/2-6	25	500	0121763	^—
3/4-4.5	10	250	0121764	—
1-3.5	1	100	0121765	—
1-1/4-3.5	1	100	0121766	—
1-1/2-3.5	1	100	0121767	—

Hex Jam Nuts

Hex Jam Nuts
Plain or Zinc Plated

Coarse Thread

			Plain		Zinc		Yellow Zinc		Galvanized	
Size	Pkg. Qty.	Case Qty.	Part No.	UOM /100	Part No.	UOM /100	Part No.	UOM /100	Part No.	UOM /100
1/4-20	100	2500	36201	^—	36202	^—	95956	^—	0189535	^—
5/16-18	100	2500	36203	—	36204	—	95957	—	0189536	—
3/8-16	50	2500	36205	—	36206	—	95958	—	0189537	—
7/16-14	25	2500	36207	—	36208	—				
1/2-13	25	2500	36209	—	36210	—	95960	—	0189538	—
9/16-12	25	2500	36211	—	36212	—				
5/8-11	10	2500	36213	—	36214	—	95962	—	0189539	—
3/4-10	10	2500	36215	—	36216	—	95963	—	0189540	—
7/8-9	10	1400	36217	—	36218	—			0189541	—
1"-8	1	1000	36219	—	36220	—			0189542	—
1-1/8-7	1	800	36221	—	36222	—	95966	—	0189543	—
1-1/4-7	1	500	36223	—	36224	—			0189544	—
1-3/8-6	1	400	36225	—	36226	—			0189545	—
1-1/2-6	1	270	36227	—	36228	—			0189546	—
1-5/8-5.5	1	180	36229	—						
1-3/4-5	1	150	36231	—	36232	—			0189547	—
1-7/8-5	1	140	36233	—						
2"-4.5	1	100	36235	—	36236	—			0189548	—
2-1/4-4.5	1	100	36237	—	36238	—				
2-1/2-4	1	90	36239	—						
2-3/4-4	1	50	36241	—						
3"-4	1	40	36243	—						

Hex Jam Nuts, Heavy Hex Jam Nuts

Hex Jam Nuts Cont.

Fine Thread

Size	Pkg. Qty.	Case Qty.	Plain Part No.	Plain UOM /100	Zinc Part No.	Zinc UOM /100
1/4-28	100	2500	36251	^—	36252	^—
5/16-24	100	2500	36253	—	36254	—
3/8-24	50	2500	36255	—	36256	—
7/16-20	25	2500	36257	—	36258	—
1/2-20	25	2500	36259	—	36260	—
9/16-18	25	2500	36261	—	36262	—
5/8-18	10	2500	36263	—	36264	—
3/4-16	10	2500	36265	—	36266	—
7/8-14	10	1400	36267	—	36268	—
1"-14	1	1000	36269	—	36270	—
1-1/8-12	1	800	36271	—	36272	—
1-1/4-12	1	500	36273	—	36274	—
1-3/8-12	1	400	36275	—	36276	—
1-1/2-12	1	270	36277	—	36278	—
1-5/8-12	1	180	36279	—	36280	—
1-3/4-12	1	150	36281	—	36282	—
2"-12	1	100	36283	—	36284	—
2-1/4-12	1	100	36285	—	36286	—
2-1/2-12	1	90	36287	—	36288	—
2-3/4-12	1	50	36289	—		
3"-12	1	40	36291	—		

Grade 5 & 8 Hex Jam Nuts

Plain, Zinc, or Yellow Zinc

Coarse Thread

Size	Grade 5 Plain Part No.	Grade 5 Plain UOM	Grade 5 Zinc Part No.	Grade 5 Zinc UOM	Grade 5 Yellow Zinc Part No.	Grade 5 Yellow Zinc UOM	Grade 8 Plain Part No.	Grade 8 Plain UOM	Grade 8 Yellow Zinc Part No.	Grade 8 Yellow Zinc UOM
1/4-20	0169486	^—	0169531	^—	0169559	^—	0169635	^—	0169668	^—
5/16-18	0169487	—	0169532	—	0169560	—	0169636	—	0169669	—
3/8-16	0169488	—	0169533	—	0169561	—	0169637	—	0169670	—
1/2-13	0169490	—	0169535	—	0169563	—	0169639	—	0169672	—
9/16-12	0169491	—	0169536	—			0169640	—	0169673	—
5/8-11	0169492	—	0169537	—	0169564	—	0169641	—	0169674	—
3/4-10	0169493	—	0169538	—	0169565	—	0169642	—	0169675	—
7/8-9	0169494	—	0169539	—	0169566	—	0169643	—	0169676	—
1"-8	0169495	—	0169540	—	0169567	—	0169644	—	0169677	—
1-1/8-7	0169496	—	0169541	—			0169645	—	0169678	—
1-1/4-7	0169497	—	0169542	—	0169568	—	0169646	—	0169679	—
1-3/8-6	0169498	—	0169543	—			0169647	—	0169680	—
1-1/2-6	0169499	—	0169544	—	0169569	—	0169648	—	0169681	—
1-5/8-5.5	0169500	—								
1-3/4-5	0169501	—					0169649	—		
1-7/8-5	0169502	—								
2"-4.5	0169503	—					0169650	—		
2-1/4-4.5	0169504	—								
2-1/2-4	0169505	—								
2-3/4-4	0169506	—								
3"-4	0169507	—								

Fine Thread

Size	Grade 5 Plain Part No.	Grade 5 Plain UOM	Grade 5 Zinc Part No.	Grade 5 Zinc UOM	Grade 5 Yellow Zinc Part No.	Grade 5 Yellow Zinc UOM	Grade 8 Plain Part No.	Grade 8 Plain UOM	Grade 8 Yellow Zinc Part No.	Grade 8 Yellow Zinc UOM
1/4-28	0169508	^—	0169545	^—	0169570	^—	0169651	^—	0169682	^—
5/16-24	0169509	—	0169546	—	0169571	—	0169652	—	0169683	—
3/8-24	0169510	—	0169547	—	0169572	—	0169653	—	0169684	—
7/16-20	0169511	—	0169548	—	0169573	—	0169654	—	0169685	—
1/2-20	0169512	—	0169549	—	0169574	—	0169655	—	0169686	—
9/16-18	0169513	—	0169550	—			0169656	—	0169687	—
5/8-18	0169514	—	0169551	—	0169575	—	0169657	—		
3/4-16	0169515	—	0169552	—	0169576	—			0169689	—
7/8-14	0169516	—	0169553	—	0169577	—	0169659	—	0169690	—
1"-12	0169517	—					0169660	—		
1"-14	0169518	—	0169554	—	0169578	—	0169661	—	0169691	—
1-1/8-12	0169519	—	0169555	—			0169662	—	0169692	—
1-1/4-12	0169520	—	0169556	—	0169579	—	0169663	—	0169693	—
1-3/8-12	0169521	—	0169557	—			0169664	—	0169694	—
1-1/2-12	0169522	—	0169558	—	0169580	—	0169665	—	0169695	—
1-5/8-12	0169523	—								
1-3/4-12	0169524	—					0169666	—		
1-7/8-12	0169525	—								
2"-12	0169526	—					0169667	—		
2-1/4-12	0169527	—								
2-1/2-12	0169528	—								
2-3/4-12	0169529	—								
3"-12	0169530	—								

Heavy Hex Jam Nuts

Plain or Zinc Plated

For use as lock nuts or other light duty applications.

Coarse Thread

Size	Pkg. Qty.	Case Qty.	Plain Part No.	Plain UOM /100	Zinc Part No.	Zinc UOM /100
1/4-20	100	2500	36601	^—	36602	^—
5/16-18	100	2500	36603	—	36604	—
3/8-16	50	2500	36605	—	36606	—
7/16-14	25	2500	36607	—	36608	—
1/2-13	25	2500	36609	—	36610	—
9/16-12	25	2000	36611	—	36612	—
5/8-11	10	1500	36613	—	36614	—
3/4-10	10	900	36615	—	36616	—
7/8-9	10	600	36617	—	36618	—
1"-8	1	425	36619	—	36620	—
1-1/8-7	1	350	36621	—	36622	—
1-1/4-7	1	220	36623	—	36624	—
1-3/8-6	1	200	36625	—		
1-1/2-6	1	130	36627	—	36628	—
1-5/8-5.5	1	125	36629	—		
1-3/4-5	1	100	36631	—		
1-7/8-5	1	85	36633	—		
2"-4.5	1	60	36635	—		
2-1/4-4.5	1	50	36637	—		
2-1/2-4	1	50	36639	—		
2-3/4-4	1	30	36641	—		
3"-4	1	25	36643	—		
3-1/2-4	1	25	36645	—		
4"-4	1	25	36647	—		

Heavy Hex Jam Nuts, Left Hand Hex Jam Nuts, Slotted Hex Nuts

Heavy Hex Jam Nuts Cont.

Fine Thread

Size	Plain Part No.	Plain UOM /100	Zinc Part No.	Zinc UOM /100
5/16-24	36653	^—		
3/8-24	36655	—		
9/16-18	36661	—	36662	—
5/8-18	36663	—		
1-1/8-12	36671	—	36672	—
1-1/4-12	36673		36674	—
1-3/8-12	36675		36676	—
1-5/8-12	36679	—	36680	—
1-3/4-12	36681		36682	—
2"-12	36685		36684	—
2-1/4-12	36687		36686	—
2-1/2-12	36687	—	36688	—
3"-12	36691	—	36692	—

Left Hand Hex Jam Nuts

Coarse and Fine Thread
Plain

Coarse Thread

Size	Part No.	Pkg. Qty.	Case Qty.	UOM /100
1/4-20	36902	100	500	^—
5/16-18	36904	100	500	—
3/8-16	36906	50	500	—
7/16-14	36908	25	500	—
1/2-13	36910	25	500	—
9/16-12	36912	25	250	—
5/8-11	36914	10	250	—
3/4-10	36916	10	125	—
7/8-9	36918	10	125	—
1"-8	36920	1	125	—
1-1/8-7	36922	1	50	—
1-1/4-7	36924	1	50	—
1-3/8-6	36926	1	50	—
1-1/2-6	36928	1	50	—
1-3/4-5	36932	1	50	—
2"-4.5	36936	1	25	—

Fine Thread

Size	Part No.	Pkg. Qty.	Case Qty.	UOM /100
1/4-28	36952	100	500	^—
5/16-24	36954	100	500	—
3/8-24	36956	50	500	—
7/16-20	36958	25	500	—
1/2-20	36960	25	500	—
9/16-18	36962	25	250	—
5/8-18	36964	10	250	—
3/4-16	36966	10	125	—
7/8-14	36968	10	125	—
1"-14	36970	1	125	—
1-1/8-12	36972	1	50	—
1-1/4-12	36974	1	50	—
1-1/2-12	36978	1	50	—

Slotted Hex Nuts

Slotted Hex Nuts`

Coarse and Fine Thread

Great for both general purpose fastening and for locking-just insert a cotter pin or safety wire through the slots and a drilled hole in the fastener. Slots are milled.

Coarse Thread

Size	Part No.	Pkg. Qty.	Case Qty.	UOM /100
1/4-20	36801	100	2500	^—
5/16-18	36803	100	2500	—
3/8-16	36805	50	2500	—
7/16-14	36807	25	2500	—
1/2-13	36809	25	1800	—
9/16-12	36811	25	1100	—
5/8-11	36813	10	875	—
3/4-10	36815	10	550	—
7/8-9	36817	10	350	—
1"-8	36819	1	250	—
1-1/8-7	36821	1	190	—
1-1/4-7	36823	1	170	—
1-3/8-6	36825	1	150	—
1-1/2-6	36827	1	120	—
1-5/8-5.5	36829	1	120	—
1-3/4-5	36831	1	100	—
1-7/8-5	36833	1	80	—
2"-4.5	36835	1	65	—
2-1/4-4.5	36837	1	60	—
2-1/2-4	36839	1	45	—
2-3/4-4	36841	1	30	—
3"-4	36843	1	25	—

Fine Thread

Size	Part No.	Pkg. Qty.	Case Qty.	UOM /100
1/4-28	36851	100	2500	^—
5/16-24	36853	100	2500	—
3/8-24	36855	50	2500	—
7/16-20	36857	25	2500	—
1/2-20	36859	25	1800	—
9/16-18	36861	25	1100	—
5/8-18	36863	10	875	—
3/4-16	36865	10	550	—
7/8-14	36867	10	350	—
1-14	36869	1	250	—
1"-12	37999	1	250	—
1-1/8-12	36871	1	190	—
1-1/4-12	36873	1	190	—
1-3/8-12	36875	1	150	—
1-1/2-12	36877	1	120	—
1-3/4-12	36881	1	100	—
2"-12	36883	1	65	—
2-1/4-12	36885	1	60	—
2-1/2-12	36887	1	45	—
2-3/4-12	36889	1	30	—
3"-12	36891	1	25	—

Nylon Insert Lock Nuts

Nylon Insert Lock Nuts

Nylon Insert Lock Nuts - Coarse Thread
Type NM & NE
Zinc Plated

Also known as elastic locknuts or elastic stop nuts. A nylon insert holds the locknut in place where mating threads are in full contact, and helps to reduce corrosion of the nut and mating threads. Maximum temperature is 250° F.

Coarse Thread

Size	Part No.	Type	Pkg. Qty.	Case Qty.	UOM /100
2-56	37003	NM	100	2500	^
4-40	37006	NM	100	2500	—
5-40	37008	NM	100	2500	—
6-32	37010	NM	100	2500	—
8-32	37012	NM	100	2500	—
10-24	37014	NM	50	2500	—
12-24	37016	NM	100	2500	—
1/4-20	37018	NE	50	2500	—
5/16-18	37021	NE	50	2500	—
3/8-16	37024	NE	50	2500	—
7/16-14	37027	NE	25	2000	—
1/2-13	37030	NE	25	1500	—
9/16-12	37033	NE	25	1000	—
5/8-11	37036	NE	10	1050	—
3/4-10	37039	NE	10	750	—
7/8-9	37042	NE	10	500	—
1"-8	37045	NE	1	250	—
1-1/8"-7	37048	NE	1	175	—
1-1/4"-7	37051	NE	1	115	—
1-3/8-6	37054	NE	1		—
1-1/2"-6	37057	NE	1	60	—

Nylon Insert Lock Nuts - Fine Thread
Type NM & NE
Zinc Plated

Fine Thread

Size	Part No.	Type	Pkg. Qty.	Case Qty.	UOM /Each
10-32	37015	NM	50	2500	^
1/4-28	37118	NE	50	2500	—
5/16-24	37121	NE	50	2500	—
3/8-24	37124	NE	50	2500	—
7/16-20	37127	NE	25	2000	—
1/2-20	37130	NE	25	1500	—
9/16-18	37133	NE	25	1000	—
5/8-18	37136	NE	10	1050	—
3/4-16	37139	NE	10	750	—
7/8-14	37142	NE	10	500	—
1"-14	37145	NE	1	250	—
1-1/8-12	37148	NE	1	175	—
1-1/4"-12	37151	NE	1	115	—
1-1/2-12	37157	NE	1	60	—

Nylon Insert Lock Nuts - Coarse Thread
Type NM & NE
Yellow Zinc Plated

Coarse Thread

Size	Part No.	Pkg. Qty.	Case Qty.	UOM Per UM
4-40	37493	100	2500	
6-32	37497	100	2500	
8-32	37499	100	2500	
10-24	37515	100	2500	
12-24	37517	100	2500	
1/4-20	37519	50	2500	
5/16-18	37521	50	2500	
3/8-16	37523	50	2500	
7/16-14	37525	25	2000	
1/2-13	37527	25	1500	
5/8-11	37531	10	1500	
3/4-10	37533	10	750	
1"-8	37594	10	750	

Nylon Insert Lock Nuts - Coarse Thread
Grade 8 Type NE
Zinc Plated

Coarse Thread

Size	Zinc Part No.	Zinc UOM /100	Plain Part No.	Plain UOM /100	Yellow Zinc Part No.	Yellow Zinc UOM /100
1/4-20	37573	^	37555	^	37183	^
5/16-18	37574	—	37556	—	37184	—
3/8-16	37575	—	37557	—	37185	—
7/16-14	37576	—	37558	—	37186	—
1/2-13	37577	—	37559	—	37187	—
5/8-11	37578	—	37560	—	37188	—
9/16-12					37189	—
3/4-10	37579	—	37561	—	37190	—
7/8-9	37580	—	37562	—	37191	—
1"-8	37581	—	37563	—	37192	—
1-1/8-7			37182	—	37193	—
1-1/4-7					37194	—
1-3/8-6					37195	—
1-1/2-6					37196	—

Nylon Insert Lock Nuts - Fine Thread
Grade 8 Type NE
Zinc Plated

Fine Thread

Size	Zinc Part No.	Zinc UOM /100	Plain Part No.	Plain UOM /100	Yellow Zinc Part No.	Yellow Zinc UOM /100
1/4-28	37582	^	37564	^	37080	^
5/16-24	37583	—	37565	—	37081	—
3/8-24	37584	—	37566	—	37082	—
7/16-20	37585	—	37567	—	37083	—
1/2-20	37586	—	37568	—	37084	—
5/8-18	37587	—	37569	—	37086	—
9/16-18					37085	—
3/4-16	37588	—	37570	—	37087	—
7/8-14	37589	—	37571	—	37088	—
1"-14	37590	—	37572	—	37089	—
1-1/8-12			37181	—	37090	—
1-1/4-12					37091	—
1-3/8-12					37092	—
1-1/2-12					37093	—

Package, bulk quantities and weights are the same as regular nylon insert lock nuts.

Heavy/Jam Nylon Insert Lock Nuts, Hex Reversible Lock Nuts

Heavy Nylon Insert Lock Nuts

Heavy Nylon Insert Lock Nuts
Type NU
Zinc Plated

Coarse Thread

Size	Part No.	Pkg. Qty.	Case Qty.	UOM /100
1/4-20	37019	100	2500	^
5/16-18	37022	100	2500	—
3/8-16	37025	50	1500	—
7/16-14	37028	25	1000	—
1/2-13	37031	25	700	—
9/16-12	37034	25	550	—
5/8-11	37037	10	350	—
3/4-10	37040	10	250	—
7/8-9	37043	10	150	—
1"-8	37046	1	150	—
1-1/8-7	37049	1	115	—
1-1/8-8	37078	1	115	—
1-1/4-7	37052	1	72	—
1-1/4-8	37079	1	50	—
1-3/8-6	37055	1	60	—
1-1/2-6	37058	1	48	—
1-1/2-8	37095	1	40	—
1-5/8-5.5	37061	1	35	—
1-5/8-8	37096	1	30	—
1-3/4-5	37064	1	27	—
1-3/4-8	37097	1	25	—
1-7/8-8	37098	1	20	—
2"-4.5	37070	1	15	—
2"-8	37100	1	15	—
2-1/4-4.5	37073	1	12	—
2-1/4-8	37101	1	10	—
2-1/2-4	37076	1	8	—
2-1/2-8	37103	1	5	—
2-3/4-4	37106	1	5	—
2-3/4-8	37107	1	5	—
3"-4	37109	1	5	—

Fine Thread

Size	Part No.	Pkg. Qty.	Case Qty.	UOM /100
1/4-28	37119	100	2500	^
5/16-24	37122	100	1500	—
7/16-20	37128	100	1000	—
1/2-20	37131	25	700	—
9/16-18	37134	25	550	—
5/8-18	37137	10	350	—
3/4-16	37140	10	250	—
7/8-14	37143	10	150	—
1"-14	37146	1	150	—
1-1/8-12	37149	1	115	—
1-1/4-12	37152	1	72	—
1-3/8-12	37155	1	62	—
1-1/2-12	37158	1	48	—
1-3/4-12	37164	1	27	—
2"-12	37167	1	15	—

Jam Nylon Insert Lock Nuts

Jam Nylon Insert Lock Nuts - Coarse Thread
Type NTE
Zinc Plated

Coarse Thread

Size	Part No.	Pkg. Qty.	Case Qty.	UOM /100
2-56	37112	100	2500	^
3-48	37113	100	2500	—
4-40	37115	100	2500	—
5-40	37117	100	2500	—
6-32	37170	100	2500	—
8-32	37172	100	2500	—
1/4-20	37020	100	2500	—
5/16-18	37023	100	2500	—
3/8-16	37026	50	2500	—
7/16-14	37029	25	2500	—
1/2-13	37032	25	2000	—
9/16-12	37035	25	1500	—
5/8-11	37038	10	1000	—
3/4-10	37041	10	800	—
7/8-9	37044	10	500	—
1"-8	37047	1	300	—
1-1/8-7	37050	1	250	—
1-1/4-7	37053	1	205	—
1-3/8-6	37056	1	144	—
1-1/2-6	37059	1	120	—
2-1/2-12	37104	1	100	—
2-3/4-12	37108	1	80	—
3"-12	37111	1	60	—

Fine Thread

Size	Part No.	Pkg. Qty.	Case Qty.	UOM /100
10-32	37176	100	2500	^
1/4-28	37120	100	2500	—
5/16-24	37123	100	2500	—
3/8-24	37126	50	2500	—
7/16-20	37129	25	2500	—
1/2-20	37132	25	2000	—
9/16-18	37135	25	1500	—
5/8-18	37138	10	1000	—
3/4-16	37141	10	800	—
7/8-14	37144	10	500	—
1"-14	37147	1	300	—
1-1/8-12	37150	1	250	—
1-1/4-12	37153	1	205	—
1-3/8-12	37156	1	144	—
1-1/2"-12	37159	1	120	—

Heavy Jam Nylon Insert Nuts
Type NTU
Zinc Plated

Course Thread

Size	Part No.	Pkg. Qty.	Case Qty.	UOM /100
5/16-18	37198	100	2500	^
3/8-16	37173	50	2500	—
7/16-14	37199	25	2500	—
5/8-11	37289	10	1000	—
1"-8	37180	1	300	—
2"-4.5	37398	1	50	—

Fine Thread

Size	Part No.	Pkg. Qty.	Case Qty.	UOM /100
3/4-16	37291	10	800	^
7/8-14	37293	10	500	—
1-1/4-12	37298	1	205	—
1-1/2-12	37396	1	120	—

Hex Reversible Lock Nuts

Zinc Plated

Uniquely shaped threads provide a vibration resistant friction fit, so the nut stays put. These all metal locknuts withstand higher temperatures than nylon insert locknuts. With Reversible lock nuts, also referred to as two-way or center lock nuts, the deformed threads are in the center of the nut. These nuts are NOT reusable.

Coarse Thread

Size	Part No.	Pkg. Qty.	Case Qty.	UOM /100
10-24	37207	100	2500	^
1/4-20	37210	100	2500	—
5/16-18	37211	100	2500	—
3/8-16	37212	50	2500	—
7/16-14	37213	25	2000	—
1/2-13	37214	25	1500	—
9/16-12	37215	25	1000	—
5/8-11	37216	10	1000	—
3/4-10	37217	10	750	—
7/8-9	37218	10	300	—
1"-8	37219	1	200	—
1-1/8-7	37220	1	150	—
1-1/4-7	37221	1	100	—
1-1/2-6	37223	1	50	—

Fine Thread

Size	Part No.	Pkg. Qty.	Case Qty.	UOM /100
10-32	37208	100	2500	^
1/4-28	37230	100	2500	—
5/16-24	37231	10	1050	—
3/8-24	37232	50	2500	—
7/16-20	37233	25	2000	—
1/2-20	37234	25	1500	—
9/16-18	37235	25	1000	—
5/8-18	37236	10	1000	—
3/4-16	37237	10	750	—
7/8-14	37238	10	300	—
1"-14	37239	1	200	—
1-1/8-12	37240	1	150	—
1-1/4-12	37241	1	100	—
1-1/2-12	37243	1	50	—

Top Lock Nuts, Jam Top Lock Nuts, K-Lock Nuts (Keps Nuts)

Top Lock Nuts

Grade 9 Yellow Zinc

Uniquely shaped threads provide a vibration resistant friction fit, so the nut stays put. These all metal locknuts withstand higher temperatures than nylon insert locknuts. Top thread section is deformed to create two or three locking zones; they start easily by hand, then must be wrenched into final position.

Coarse Thread

Size	Part No.	Pkg. Qty.	Case Qty.	UOM /100
1/4-20	38060	100	2500	^
5/16-18	38061	100	2500	—
3/8-16	38062	50	2500	—
7/16-14	38063	25	1800	—
1/2-13	38064	25	1400	—
9/16-12	38065	10	1000	—
5/8-11	38066	10	700	—
3/4-10	38067	10	400	—
7/8-9	38068	5	300	—
1"-8	38069	4	200	—
1-1/8-7	38070	1	150	—
1-1/4-7	38071	1	100	—
1-1/2-6	38072	1	50	—

Fine Thread

Size	Part No.	Pkg. Qty.	Case Qty.	UOM /100
1/4-28	38080	100	2500	^
5/16-24	38081	100	2500	—
3/8-24	38082	50	2500	—
7/16-20	38083	25	1800	—
1/2-20	38084	25	1400	—
9/16-18	38085	25	1000	—
5/8-18	38086	10	700	—
3/4-16	38087	10	400	—
7/8-14	38088	10	300	—
1"-14	38089	1	200	—
1-1/8-12	38090	1	150	—
1-1/4-12	38091	1	100	—
1-1/2-12	38092	1	50	—

Grade C Zinc Plated

Coarse Thread

Size	Part No.	Pkg. Qty.	Case Qty.	UOM /100
2-56	37251*	100	2500	^
3-48	37252*	100	2500	—
4-40	37253*	100	2500	—
5-40	37254*	100	2500	—
6-32	37255*	100	2500	—
8-32	37256*	100	2500	—
10-24	37257*	100	2500	—
10-32	37258*	100	2500	—
12-24	37259*	100	2500	—
1/4-20	37260	100	2500	—
5/16-18	37262	100	2500	—
3/8-16	37264	50	2500	—
7/16-14	37266	25	1800	—
1/2-13	37268	25	1400	—
9/16-12	37270	25	1000	—
5/8-11	37272	10	700	—
3/4-10	37274	10	400	—
7/8-9	37276	10	300	—
1"-8	37278	1	200	—
1-1/8-7	37280	1	150	—
1-1/4"-7	37282	1	100	—
1-3/8-6	37284	1	70	—
1-1/2-6	37286	1	50	—
1-3/4-5	0148355	1	50	—
2"-4.5	0148356	1	50	—

*= Grade A

Fine Thread

Size	Part No.	Pkg. Qty.	Case Qty.	UOM /100
10-32	37258*	100	2500	^
1/4-28	37300	100	2500	—
5/16-24	37302	100	2500	—
3/8-24	37304	50	2500	—
7/16-20	37306	25	1800	—
1/2-20	37308	25	1400	—
9/16-18	37310	25	1000	—
5/8-18	37312	10	700	—
3/4-16	37314	10	400	—
7/8-14	37316	10	300	—
1"-14	37318	1	200	—
1-1/8-12	37320	1	150	—
1-1/4-12	37322	1	100	—
1-3/8-12	37324	1	70	—
1-1/2-12	37326	1	50	—
1-3/4-12	37328	1	50	—
2"-12	37329	1	50	—

Jam Top Lock Nuts

Jam Top Lock Nuts
Grade A Zinc Plated

Coarse Thread

Size	Part No.	Pkg. Qty.	Case Qty.	UOM /100
1/4-20	37261	100	2500	^
5/16-18	37263	100	2500	—
3/8-16	37265	50	2500	—
7/16-14	37267	25	2500	—
1/2-13	37269	25	2000	—
9/16-12	37271	25	1500	—
5/8-11	37273	10	1000	—
3/4-10	37275	10	800	—
7/8-9	37277	10	500	—
1"-8	37279	1	300	—
1-1/8-7	37281	1	150	—
1-1/4-7	37283	1	100	—
1-1/2-6	37287	1	50	—

Fine Thread

Size	Part No.	Pkg. Qty.	Case Qty.	UOM /100
1/4-28	37301	100	2500	^
5/16-24	37303	100	2500	—
3/8-24	37305	50	2500	—
7/16-20	37307	25	2500	—
1/2-20	37309	25	2000	—
9/16-18	37311	25	1500	—
5/8-18	37313	10	1000	—
3/4-16	37315	10	800	—
7/8-14	37317	10	500	—
1"-14	37319	1	300	—
1-1/8-12	37321	1	150	—
1-1/4-12	37323	1	100	—
1-3/8-12	37325	1	70	—
1-1/2-12	37327	1	50	—

K-Lock Nuts (Keps Nuts)

K-Lock Nuts - Zinc Plated
Coarse and Fine Thread

K-Lock nuts are a general purpose nuts for moderate load assemblies. They consist of a nut assembled with a free-spinning washer. The teeth pattern of the washer bite into both the nut and the base material to prevent loosing caused by vibration.

Coarse and Fine Thread

Size	Part No.	Pkg. Qty.	Case Qty.	UOM /100
2-56	37401	100	2500	^
3-48	37402	100	2500	—
4-40	37403	100	2500	—
5-40	37404	100	2500	—
6-32	37405	100	2500	—
8-32	37406	100	2500	—
10-24	37407	100	2500	—
10-32	37408	100	2500	—
12-24	37409	100	2500	—
1/4-20	37410	100	2500	—
1/4-28	37416	100	2500	—
5/16-18	37411	100	2500	—
5/16-24	37417	100	2500	—
3/8-16	37412	50	2500	—
7/16-14	37413	50	2500	—
1/2-13	37414	50	2500	—

Flange Lock Nuts

Grade 2 Serrated Flange Nut

Zinc Plated

Grade F (Grade 5 equivalent)

A lock washer is not needed with these serrated flange nuts. They grip better, hold longer, require more torque to remove than to install, and are reusable. The flange covers oversized holes and distributes the load over a greater area.

Coarse Thread

Size	Part No.	Pkg. Qty.	Case Qty.	UOM /100
4-40	37330	100	2500	^—
5-40	37331	100	2500	—
6-32	37332	100	2500	—
8-32	37333	100	2500	—
10-24	37334	100	2500	—
12-24	37336	100	2500	—
1/4-20	37337	100	2500	—
5/16-18	37339	100	2500	—
3/8-16	37341	50	2000	—
7/16-14	37343	25	1000	—
1/2-13	37345	25	800	—
9/16-12	37347	25	400	—
5/8-11	37349	10	400	—
3/4-10	37351	10	250	—
7/8-9	37353*	10	250	—
1"-8	37355*	1	100	—
1-1/8-7	37357	1	80	—
1-1/4-7	37359	1	6	—
1-3/8-6	37361	1	40	—
1-1/2-6	37363	1	30	—

*Not Serrated.

Flange Lock Nuts

Yellow Zinc

Size	Part No.	Pkg. Qty.	Case Qty.	UOM /100
1/4-20	95911	100	2500	^—
5/16-18	95912	100	2500	—
3/8-16	95913	100	2500	—
7/16-14	95914	100	2500	—
1/2-13	95915	100	2500	—

Fine Thread

Size	Part No.	Pkg. Qty.	Case Qty.	UOM /100
10-32	37335	100	2500	^—
1/4-28	37367	100	2500	—
5/16-24	37369	100	2500	—
3/8-24	37371	50	2000	—
7/16-20	37373	25	1000	—
1/2-20	37375	25	800	—
9/16-18	37377	25	400	—
5/8-18	37379	10	250	—
3/4-16	37381	10	250	—

Large Hex Flange Lock Nuts

Case Hardened
Zinc Plated
Serrated

Size	Part No.	Pkg. Qty.	Case Qty.	UOM Per UM
1/4-20	0160516	100	2500	
3/8-16	0160518	100	2500	

Flange Lock Nuts

Grade 5 Black Phosphate and Oil

Grade G

Size	Part No.	Pkg. Qty.	Case Qty.	UOM Per UM
1/4-20	37338	100	2500	
1/4-28	37368	100	2500	
5/16-18	37340	100	2500	
5/16-24	37370	100	2500	
3/8-16	37342	50	2000	
3/8-24	37372	50	2000	
7/16-14	37344	25	1000	
7/16-20	37374	25	1000	
1/2-13	37346	25	800	
1/2-20	37376	25	800	
5/8-11	37350	10	400	
5/8-18	37380	10	400	
3/4-10	37352	10	250	
3/4-16	37382	10	250	
7/8-9	37354	10	250	
7/8-14	37384	10	250	
1"-8	37356	1	100	
1"-14	37386	1	100	
1-1/8-7	37358	1	80	
1-1/8-12	37388	1	80	
1-1/4-7	37360	1	60	
1-1/4-12	37390	1	60	
1-3/8-6	37362	1	40	
1-3/8-12	37392	1	30	
1-1/2-6	37364	1	30	
1-1/2-12	37394	1	30	

Flange Nut

Zinc Plated
Grade F (Grade 5 equivalent)
Coarse and Fine Thread

Coarse Thread

Size	Part No.	Pkg. Qty.	Case Qty.	UOM
8-32	0166984	100	2500	^—
10-24	0166985	100	2500	—
1/4-20	0166986	100	2500	—
5/16-18	0166987	100	2500	—
3/8-16	0166988	50	2000	—
1/2-13	0166990	25	800	—
9/16-12	0166991	25	600	—
5/8-11	0166992	25	400	—
3/4-10	0166993	10	250	—
7/8-9	0166994	10	250	—
1"-8	0166995	1	100	—

Fine Thread

Size	Part No.	Pkg. Qty.	Case Qty.	UOM
10-32	0166996	100	2500	^—
1/4-28	0166997	100	2500	—
5/16-24	0166998	100	2500	—
3/8-24	0166999	50	2000	—
7/16-20	0167000	25	1500	—
1/2-20	0167001	25	800	—
9/16-18	0167002	25	600	—
5/8-18	0167003	25	400	—
3/4-16	0167004	10	250	—
7/8-14	0167005	10	250	—
1"-14	0167006	1	100	—

Flange Nut

Zinc Plated
Grade G (Grade 8 equivalent)

Size	Part No.	Pkg. Qty.	Case Qty.	UOM
1/4-20	0167007	100	2500	^—
5/16-18	0167008	100	2500	—
3/8-16	0167009	50	2000	—
7/16-14	0167010	25	1500	—
1/2-13	0167011	25	800	—
5/8-11	0167012	25	400	—
3/4-10	0167013	10	250	—
7/8-9	0167014	10	250	—
1"-8	0167015	1	100	—

Fine Thread

Size	Part No.	Pkg. Qty.	Case Qty.	UOM
3/8-24	0167016	50	200	^—
7/16-20	0167017	25	1500	—
1/2-20	0167018	25	800	—
5/8-18	0167019	25	400	—
3/4-16	0167020	10	250	—
7/8-14	0167021	10	250	—
1"-14	0167022	1	100	—

Large Flange Toplock Nut

Grade F

Size	Part No.	Pkg. Qty.	Case Qty.	UOM
1/4-20	0167023	100	2500	^—
5/16-18	0167024	100	2500	—
3/8-16	0167025	50	2000	—
1/2-13	0167026	25	800	—

Super Flange Toplock Nut

Grade F

Size	Part No.	Pkg. Qty.	Case Qty.	UOM
1/4-20	0167027	100	2500	^—
5/16-18	0167028	100	2500	—
3/8-16	0167029	50	2000	—

Nylon Insert Flange Locknut

Grade F

Size	Part No.	UOM Per UM
1/4-20	0167030	
5/16-18	0167031	
3/8-16	0167032	
7/16-14	0167033	
1/2-13	0167034	

Ancolock Lock Nuts

Ancolock Lock Nuts

Heavy Hex Pattern
2H Material
Plain

An all metal, self-locking nut with a stainless steel ratchet pin in the top of the nut.

Coarse Thread

Size	Part No.	Pkg. Qty.	Case Qty.	UOM /100
3/8-16	37503	50	3000	^—
1/2-13	37505	25	1300	—
5/8-11	37507	10	650	—
3/4-10	37508	10	400	—
7/8-9	37509	10	250	—
1"-8	37510	1	170	—
1-1/8-7	37511	1	120	—
1-1/4-7	37512	1	90	—
1-3/8-6	37513	1	65	—
1-1/2-6	37514	1	50	—

If its not on our shelf...we'll make it!
Ask the local store to quote your threaded and machined parts.

Flex-Type/Jam Lock Nuts, Security/Acme/Acorn Nuts

Flex-Type Lock Nuts

Flex-Type Lock Nuts-Full Height
Cadmium Finish

Simply start by hand, then wrench the nut into position anywhere along the stud or fastener - the expansion of the top slotted section locks the nut. Made from a single piece of metal, these nuts have greater fatigue strengths than similar size nylock nuts and can be used in higher temperature applications.

Coarse Thread

Size	Part No.	Pkg. Qty.	Case Qty.	UOM /100
4-40	37423	100	300	^
6-32	37425	100	300	—
8-32	37426	100	300	—
10-24	37427	100	300	—
1/4-20	37430	100	300	—
5/16-18	37432	100	300	—
3/8-16	37434	50	300	—
7/16-14	37436	25	200	—
1/2-13	37438	25	200	—
5/8-11	37442	25	150	—
3/4-10	37444	10	100	—
1"-8	37448	1	75	—

Fine Thread

Size	Part No.	Pkg. Qty.	Case Qty.	UOM /100
10-32	37428	100	300	^
1/4-28	37460	100	300	—
5/16-24	37462	100	300	—
3/8-24	37464	50	300	—
7/16-20	37466	25	300	—
1/2-20	37468	25	300	—
5/8-18	37472	10	200	—
3/4-16	37474	10	100	—
7/8-14	37476	10	100	—
1"-14	37478	1	100	—
1-1/8-12	37480	1	100	—
1-1/4-12	37482	1	100	—
1-1/2-12	37486	1	100	—

Flex-Type Jam Lock Nuts

Flex-Type Jam Lock Nuts-Jam Height
Cadmium Finish

Coarse Thread

Size	Part No.	Pkg. Qty.	Case Qty.	UOM /100
1/4-20	37431	100	300	^
5/16-18	37433	100	300	—
3/8-16	37435	50	300	—
1/2-13	37439	25	300	—
5/8-11	37443	10	300	—
3/4-10	37445	10	200	—
1"-8	37449	1	100	—

Fine Thread

Size	Part No.	Pkg. Qty.	Case Qty.	UOM /100
1/4-28	37461	100	300	^
5/16-24	37463	100	300	—
3/8-24	37465	50	300	—
7/16-20	37467	25	300	—
1/2-20	37469	25	300	—
5/8-18	37473	10	200	—
3/4-16	37475	10	200	—
7/8-14	37477	10	100	—
1"-14	37479	1	100	—
1-1/8-12	37481	1	100	—
1-1/4-12	37483	1	100	—

Security Lock Nut

Security Lock Nut
Plain Finish

Security Locknuts are designed so that the insert raises away from the nut body upon application. This creates "isolation" from the load: the nut body carries the load and the insert does the locking. Security Locknuts can be adjusted, readjusted, removed, repositioned, and reused as often as required. Heat resistant up to 750 °. Fahrenheit.

Coarse Thread

Size	Part No.	Grade	Width Across Flats	UOM /100
3/8-16	37534	Grade 5	11/16	^
1/2-13	37535	Grade 5	7/8	—
5/8-11	37536	Grade 5	1-1/16	—
3/4-10	37537	Grade 5	1-1/4	—
7/8-9	37538	Grade 5	1-7/16	—
1"-8	37539	Grade 5	1-5/8	—
1-1/8-7	37540	Grade 8	1-13/16	—
1-1/4-7	37541	Grade 5	2	—
1-1/2-6	37543	Grade 8	2-3/8	—

Acme Nuts

Acme Nuts
Heavy Pattern Plain Finish

Size	Part No.	Pkg. Qty.	Case Qty.	UOM /100
3/8-12	38002	50	500	^
1/2-10	37990	25	500	—
5/8-8	37991	10	500	—
3/4-6	37992	10	400	—
7/8-6	37993	10	300	—
1"-5	37994	1	300	—
1"-6	37989	1	300	—
1-1/8-5	37995	1	250	—
1-1/4"-5	37996	1	250	—
1-1/2-4	37997	1	200	—
2"-4	37998	1	100	—

Acorn Nuts

Acorn Nuts
Nickel Plated

Also known as cap nuts. Use the nuts to cover exposed, dangerous bolt ends and add a finished appearance.

Coarse Thread

Size	Part No.	Pkg. Qty.	Case Qty.	UOM /100
6-32	37703	100	2500	^
8-32	37704	100	2500	—
10-24	37705	100	2500	—
1/4-20	37708	100	2500	—
5/16-18	37709	100	2500	—
3/8-16	37710	50	2500	—
7/16-14	37711	25	2500	—
1/2-13	37712	25	2000	—
5/8-11	37713	10	1500	—
3/4-10	37714	10	1000	—

Fine Thread

Size	Part No.	Pkg. Qty.	Case Qty.	UOM /100
10-32	37706	100	2500	^
1/4-28	37721	100	2500	—
5/16-24	37722	100	2500	—
3/8-24	37723	50	2500	—
7/16-20	37724	25	2500	—
1/2-20	37725	25	2000	—
5/8-18	37727	10	1500	—
3/4-16	37728	10	1000	—

Nylon Insert Acorn Capped Lock Nuts
Zinc Plated

Coarse Thread

Part No.	Diameter	Type	Pkg. Qty.	Case Qty.	UOM /EA
11103926	8-24	3B	100	2500	^
11103927	10-24	3B	100	2500	—
11103928	1/4-20	3B	100	2500	—
11103929	5/16-18	3B	100	2500	—
11103930	3/8-16	3B	100	2500	—

Fine Thread

Part No.	Diameter	Type	Pkg. Qty.	Case Qty.	UOM /EA
11103931	10-32	3B	100	2500	^
11103932	1/4-28	3B	100	2500	—
11103933	5/16-24	3B	100	2500	—
11103934	3/8-24	3B	100	2500	—

Thin Pattern
Zinc Plated

Coarse Thread

Part No.	Diameter	Type	Pkg. Qty.	Case Qty.	UOM /EA
11103935	8-24	3B	100	2500	^
11103939	10-24	3B	100	2500	—
11103936	1/4-20	3B	100	2500	—
11103937	5/16-18	3B	100	2500	—
11103938	3/8-16	3B	100	2500	—

Fine Thread

Part No.	Diameter	Type	Pkg. Qty.	Case Qty.	UOM /EA
11103940	1/4-28	3B	100	2500	^
11103941	5/16-24	3B	100	2500	—
11103942	3/8-24	3B	100	2500	—
11103943	8-32	3B	100	2500	—

Pal Hex and Acorn Nuts, Wing Nuts, Tee Nuts, Coupling Nuts

Pal Hex and Acorn Nuts

Pal Hex and Acorn Nuts

Diameter	Pal Hex Part No.	Pal Hex UOM	Pal Acorn Part No.	Pal Acorn UOM
#6	37905	^—	37906	^—
#8	37911	—	37912	—
#10	37917	—	37918	—
1/4	37928	—	37929	—
5/16	37934	—	37935	—
3/8	37940	—		
7/16	37946	—		
1/2	37951	—	37952	—
5/8	37957	—		

Wing Nuts

Wing Nuts
Cold Forged
Zinc Plated

Wing nuts permit rapid assembly and disassembly by hand and are ideal when you need to make adjustments in the field.

Coarse Thread

Size	Part No.	Pkg. Qty.	Case Qty.	UOM /100
6-32	37735	100	2500	^—
8-32	37737	100	2500	—
10-24	37739	100	2500	—
10-32	37741	100	2500	—
1/4-20	37745	50	2500	—
5/16-18	37747	50	2500	—
3/8-16	37749	25	2500	—
7/16-14	37751	10	1250	—
1/2-13	37753	10	1250	—
5/8-11	37755	10	750	—
3/4-10	37757	10	750	—

Stamped Wing Nuts
Zinc Plated

Coarse Thread

Size	Part No.	Pkg. Qty.	Case Qty.	UOM /100
6-32	37736	100	2500	^—
8-32	37738	100	2500	—
10-24	37740	100	2500	—
12-24	37743	100	2500	—
1/4-20	37746	100	2500	—
5/16-18	37748	100	2500	—
3/8-16	37750	100	2500	—

Nylon Insert Locking Wing Nuts
Zinc Plated

Coarse & Fine Thread

Part No.	Thread Size	Pkg. Qty.	Case Qty.	UOM /Ea
11101609	8-32	100	2500	^—
11101610	10-24	100	2500	—
11101614	10-32	100	2500	—
11101611	1/4-20	100	2500	—
11101615	1/4-28	100	2500	—
11101612	5/16-18	100	2500	—
11101616	5/16-24	100	2500	—
11101613	3/8-16	100	2500	—
11101617	3/8-24	100	2500	—

Tee Nuts

Tee Nuts
Plain Finish

Used to put steel threads into wood. Simply drill a hole to fit the barrel, then hammer in the locking prongs until the top of the tee nut is flush with the surface.

Size	Part No.	Pkg. Qty.	Case Qty.	Barrel Lgth.	Barrel Dia.	Type	UOM /100
6/32x1/4	37960	100	2500	1/4	.162	3 Prong	^—
8/32x1/4	37961	100	2500	1/4	.209	3 Prong	—
10/24x5/16	37962	100	2500	5/16	.243	3 Prong	—
10/32x5/16	37963	100	2500	5/16	.243	3 Prong	—
1/4x5/16	37964	100	2500	5/16	.297	3 Prong	—
1/4x7/16	37965	100	2500	7/16	.311	3 Prong	—
5/16x3/8	37966	100	2500	3/8	.37	3 Prong	—
5/16x1/2	37967	100	2500	1/2	.38	4 Prong	—
3/8x7/16	37968	50	2000	7/16	.44	3 Prong	—
3/8x5/8	37969	50	2000	5/8	.49	4 Prong	—

Tee Nuts
Zinc Plated

Size	3 Prong Zinc Part No.	3 Prong Zinc UOM /100	4 Prong Zinc Part No.	4 Prong Zinc UOM /100
6/32x1/4	0148023	^—		
8/32x1/4	0148024	—		
10/24x5/16	0148025	—	0148195	—
10/32x5/16	0148027	—	0148196	—
1/4x5/16			0148197	—
1/4x7/16	0148032	—	0148199	—
1/4x9/16			0148200	—
5/16x3/8	0148036	—	0148202	—
5/16x5/8	0148038	—		
3/8x7/16	0148040	—	0148206	—

Coupling Nuts

Coupling Nuts
Zinc Plated

Coupling nuts are used to couple two or more studs together to create a stud of any desired length.

Short

Size	Part No.	Pkg. Qty.	Case Qty.	UOM /100
1/4-20x7/8	37815	100	2500	^—
5/16-18x7/8	37817	100	500	—
3/8-16x1-1/8	37819	50	500	—
7/16-14x1-1/4	37821	25	400	—
1/2-13x1-1/4	37823	25	400	—

Coupling Nuts
Zinc Plated Long

Long

Size	Part No.	Pkg. Qty.	Case Qty.	UOM /100
10-32x3/4x5/16W	37812	100	2500	^—
10-24x3/4x5/16W	37810	100	2500	—
1/4-20x1-3/4x7/16W	37816	100	2500	—
5/16-18x1-1/8	0148072	100	2500	—
5/16-18x1-3/4x1/2W	37818	100	500	—
3/8-16x1-3/4x5/8W	37820	50	500	—
7/16-14x1-3/4x5/8W	37822	25	400	—
1/2-13x1-3/4x11/16	37824	25	400	—
5/8-11x2-1/8x13/16W	37826	10	350	—
3/4-10x2-1/4x1"W	37828	10	250	—
7/8-9x2-1/2x1-1/4W	37830	5	125	—
1"-8 x 2-1/2"	37832	1	100	—
1-8x2-3/4	0148070	1	50	—
1-1/4-7x3"x1-5/8W	37834	1	50	—
1-1/2-6x4"x2"W	37836	1	50	—

If its not on our shelf...we'll make it!
Ask the local store to quote your threaded and machined parts.

Coupling Nuts, High Nuts, Square Nuts

Coupling Nuts Cont.

Coupling Nuts
Hot Dipped Galvanized

Hot Dipped

Size	Part No.	Pkg. Qty.	Case Qty.	UOM Per UM
3/8-16x1-3/4x5/8W	0189562	100	500	
1/2-13x1-3/4x11/16	0189563	25	400	
5/8-11x2-1/8x13/16W	0189564	10	350	
3/4-10x2-1/4x1" W	0189565	10	250	
7/8-9x2-1/2x1-1/4 W	0189566	5	125	
1-8x2-1/2x1-1/4" W	0189567	1	100	
1-1/8-7x3	0189568	1	75	
1-1/4-7x3	0189569	1	50	

Reducing Coupling Nuts

Reducing nuts are used to couple two or more studs of different diameters together to create a stud of any desired length.

Size	Part No.	Pkg. Qty.	Case Qty.	Width	UOM /100
1/4-20x3/8-16	37841	100	500	9/16	^
1/4-20x1/2-13	37842	100	500	3/4	—
1/4-20x3/4-10	37844	100	500	1-1/8	—
5/16-18x3/8-16	37851	100	500	9/16	—
3/8-16x1/2-13	37845	50	500	3/4	—
3/8-16x5/8-11	37846	50	500	15/16	—
3/8-16x3/4-10	37847	50	500	1-1/8	—
1/2-13x5/8-11	37848	10	500	15/16	—
1/2-13x3/4-10	37849	10	500	1-1/8	—
5/8-11x3/4-10	37850	10	500	1-1/8	—

High Nuts

High Nuts-Grade 2
Plain

Fine Thread

Size	Part No.	Pkg. Qty.	Case Qty.	UOM /100
5/16-24	37863	50	2500	^
3/8-24	37865	50	2500	—
7/16-20	37867	25	2500	—
1/2-20	37869	25	2500	—
9/16-18	37871	25	2000	—
5/8-18	37873	10	1500	—
3/4-16	37875	10	1000	—
7/8-14	37877	10	600	—
1"-14	37879	1	350	—
1-1/8-12	37881	1	300	—
1-1/4-12	37883	1	150	—
1-1/2-12	37885	1	100	—

High Nuts-Grade 5
Plain

Fine Thread

Size	Part No.	Pkg. Qty.	Case Qty.	UOM /100
3/8-24	37866	50	2500	^
7/16-20	37868	25	2500	—
1/2-20	37870	25	2500	—
9/16-18	37872	25	2500	—
5/8-18	37874	10	1500	—
3/4-16	37876	10	1000	—
7/8-14	37878	5	750	—
1"-14	37880	1	500	—
1-1/8-12	37882	1	300	—
1-1/4-12	37884	1	200	—
1-1/2-12	37886	1	100	—

High Nuts-Grade 8
Plain

Fine Thread

Size	Part No.	Pkg. Qty.	Case Qty.	UOM /100
7/16-20	37889	25	2500	^
1/2-20	37890	25	2500	—
9/16-18	37891	25	2000	—
5/8-18	37892	10	1500	—
3/4-16	37893	10	1000	—
7/8-14	37894	10	600	—
1"-14	37895	1	350	—
1-1/8-12	37896	1	300	—
1-1/4-12	37897	1	150	—

Square Nuts

Square Nuts
Plain or Zinc Plated

Coarse Thread

Size	Pkg. Qty.	Case Qty.	Plain Grade 2 Part No.	Plain Grade 2 UOM /100	Zinc Grade 2 Part No.	Zinc Grade 2 UOM /100
4-40	100	2500			37606	—
6-32	100	2500	37609	—	37610	—
8-32	100	2500			37612	—
10-24	100	2500	37613	—	37614	—
12-24	100	2500			37618	—
1/4-20	100	2500	37619	—	37620	—
5/16-18	100	2500	37621	—	37622	—
3/8-16	50	2500	37623	—	37624	—
7/16-14	25	2500	37625	—	37626	—
1/2-13	25	1800	37627	—	37628	—
5/8-11	10	875	37631	—	37632	—
3/4-10	10	550	37633	—	37634	—
7/8-9	10	350	37635	—	37636	—
1"-8	1	250	37637	—	37638	—
1-1/8-7	1	190	37639	—	37640	—
1-1/4-7	1	170	37641	—	37642	—
1-1/2-6	1	120	37645	—	37646	—
2"-4.5	1	100	0169939	—		

Fine Thread

Size	Pkg. Qty	Case Qty.	Plain Part No.	Plain UOM /100	Zinc Part No.	Zinc UOM /100
1/4-28	100	2500	37651	^	37652	^
5/16-24	100	2500	37653	—	37654	—
3/8-24	100	2500	37655	—	37656	—
7/16-20	100	2500	37657	—	37658	—
1/2-20	100	2500	37659	—	37660	—

Heavy Square Nuts
Grade 2 and Grade 5
Plain

Coarse Thread

Size	Pkg. Qty.	Case Qty.	Grade 2 Part No.	Grade 2 UOM	Grade 5 Part No.	Grade 5 UOM
1/4-20	100	2500	0169918	^	0169928	^
5/16-18	100	2500	0169919	—	0169929	—
3/8-16	50	2500	0169920	—	0169930	—
1/2-13	25	1800	0169921	—	0169931	—
5/8-11	10	875	0169922	—	0169932	—
3/4-10	10	550	0169923	—	0169933	—
7/8-9	10	350	0169924	—	0169934	—
1"-8	1	250	0169925	—	0169935	—
1-1/8-7	1	190	0169926	—	0169936	—
1-1/4-7	1	170	0169927	—	0169937	—

Square Nuts Cont.

Cage Nuts

Size	Pkg. Qty.	Case Qty.	Part No.	UOM /100
10/24	100	2500	37971	^
10/32	100	2500	37972	—
1/4	100	2500	37973	—
5/16	100	2500	37974	—
3/8	100	2500	37975	—
7/16	100	2500	37976	—
1/2	100	2500	37977	—

Panel Nuts

Size	Pkg. Qty.	Case Qty.	Part No.	UOM /100
1/8-27x1/8	100	2500	0147991	^
1/8-27x3/16	100	2500	0147992	—
3/8-32x7/16	100	2500	0147993	—
3/8-32x1/2	100	2500	0147994	—
3/8-32x9/16	100	2500	0147995	—
15/32-32x9/16	100	2500	0147996	—

Spring Nuts

"J" Steel Spring Nuts

Screw Size	Part No.	Tinnerman No.®	Panel Range	Length	Width	Material Thk.	Max. Torque	Tensile Stgth. (lbs)	UOM /100
6/32	0147925	C8019-632-4	.025-.040	.47	.50	.017	6	156	^
6/32	0147926	C8020-632-4	.045-.062	.47	.50	.017	6	156	—
6/32	0147927	C8022-632-4	.045-.062	.63	.31	.017	6	156	—
6/32	0147928	C8023-632-4	.025-.040	.81	.31	.017	6	156	—
6	0147929	C8025-6-4	.025-.040	.47	.50	.025	12	425	—
6	0147930	C8026-6-4	.045-.062	.47	.50	.025	12	425	—
6	0147931	C8029-6-4	.025-.040	.81	.31	.025	12	425	—
8/32	0147932	C8031-832-4	.025-.040	.53	.50	.017	8	189	—
8/32	0147933	C8032-832-4	.045-.062	.52	.50	.017	8	189	—
8/32	0147934	C8035-832-4	.025-.040	.87	.41	.017	8	189	—
8/32	0147935	C8036-832-4	.045-.062	.87	.41	.017	8	189	—
8	0147936	C8037-8-4	.025-.045	.53	.50	.028	20	534	—
8	0147937	C8038-8-4	..045-.062	.53	.50	.028	20	534	—
8	0147938	C8041-8-4	.025-.040	.87	.41	.028	20	534	—
8	0147939	C8042-8-4	.045-.062	.86	.41	.028	20	534	—
10/24	0147940	C8043-1024-4	.025-.040	.59	.63	.022	14	274	—
10/24	0147942	C8044-1024-4	.045-.062	.59	.63	.022	14	274	—
10/24	0147943	C8048-1024-4	.045-.062	.97	.38	.022	14	274	—
10/32	0147941	C8043-1032-4	.025-.040	.59	.63	.017	14	274	—
10	0147944	C8049-10-4	.025-.040	.58	.63	.031	35	672	—
10	0147945	C8050-10-4	.045-.062	.58	.63	.031	35	672	—
10	0147946	C8053-10-4	.025-.040	.97	.50	.031	35	672	—
10	0147947	C8054-10-4	.045-.062	.97	.50	.031	35	672	—
5/16	37933	Jobco # 1031	.032-.064	1.0	.625	NA	NA	NA	—

®Tinnerman is a registered trademark of the Eaton Corporation. Listed spring nuts are not manufactured by or connected with the producers of Tinnerman® nuts.

"U" Steel Spring Nuts

Screw Size	Part No.	Tinnerman No.®	Panel Range	Length	Width	Material Thk.	Max. Torque	Tensile Stgth. (lbs)	UOM /100
6/32	37904	C8090-632-4	.025-.040	.48	.50	.017	6	156	^
6/32	0148042	C8091-632-4	.045-.062	.48	.50	.017	6	156	—
6/32	0148043	C8093-632-4	.045-.062	.65	.31	.017	6	156	—
6/32	0148044	C8094-632-4	.025-.040	.82	.31	.017	6	156	—
6/32	0148045	C8095-632-4	.045-.062	.82	.31	.017	6	156	—
6	0148046	C8096-6-4	.025-.040	.48	.50	.025	12	425	—
6	0148047	C8097-6-4	.045-.062	.47	.50	.025	12	425	—
6	0148048	C8100-6-4	.025-.040	.81	.31	.025	12	425	—
8/32	0148049	C8102-832-4	.025-.040	.52	.50	.017	8	189	—
8/32	0148050	C8103-832-4	.045-.062	.52	.50	.017	8	189	—
8/32	0148051	C8105-832-4	.045-.062	.67	.41	.017	8	189	—
8/32	0148052	C8106-832-4	.025-.040	.86	.41	.017	8	189	—
8/32	0148053	C8107-832-4	.045-.062	.87	.41	.017	8	189	—
8	0148054	C8108-8-4	.025-.040	.52	.50	.028	20	534	—
8	0148055	C8109-8-4	.045-.062	.52	.50	.028	20	534	—
8	37910	C8112-8-4	.025-.040	.85	.41	.028	20	534	—
8	0148057	C8113-8-4	.045-.062	.86	.41	.028	20	534	—
10/24	0148058	C8114-1024-4	.025-.040	.58	.63	.022	14	274	—
10/24	0148059	C8115-1024-4	.045-.062	.56	.63	.022	14	274	—
10/24	0148060	C8117-1024-4	.045-.062	.76	.38	.022	14	274	—
10/24	0148061	C8118-1024-4	.025-.040	.95	.38	.022	14	274	—
10/24	0148062	C8119-1024-4	.045-.062	.95	.38	.022	14	274	—
10	0148063	C8120-10-4	.025-.040	.56	.63	.031	35	672	—
10	0148064	C8121-10-4	.045-.062	.56	.63	.031	35	672	—
10	0148065	C8123-10-4	.045-.062	.76	.50	.031	35	672	—
10	37916	C8124-10-4	.025-.040	.96	.50	.031	35	672	—
10	0148067	C8125-10-4	.045-.062	.95	.50	.031	35	672	—
1/4-20	37927	Jobco #1032	.064-.125	.97	.50	.025	NA	NA	—
3/8-16	37939	Jobco #4306	.050-.200	1.27 - 1.31	.92 - .96	NA	NA	NA	—

®Tinnerman is a registered trademark of the Eaton Corporation. Listed spring nuts are not manufactured by or connected with the producers of Tinnerman® nuts.

Flat Type Spring Nuts

Screw Size	Part No.	Length	Width	Material Thk.	Max. Torque	Tensile Stgth. (lbs)	UOM /100
4	0147951	.38	.25	.022	9	300	^
6/32	0147953	.44	.28	.017	6	156	—
6	0147952	.50	.31	.025	12	425	—
8/32	0147955	.50	.31	.017	8	189	—
8	37909	.63	.41	.028	20	534	—
10/24	0147950	.63	.38	.022	14	274	—
10/24	37915	1.0	.50	.022	NA	NA	—
10/32	0147948	.75	.44	.017	NA	NA	—
10	0147949	.75	.50	.031	35	672	—
1/4-20	37926	.75	.50	.025	NA	NA	—
3/8-16	37938	1.00	.690	.014	NA	NA	—

®Tinnerman is a registered trademark of the Eaton Corporation. Listed spring nuts are not manufactured by or connected with the producers of Tinnerman® nuts.

If its not on our shelf...we'll make it!
Ask the local store to quote your threaded and machined parts.

Flat Washers - USS & SAE

USS Flat Washers

Low Carbon, Plain, Zinc Plated and Galvanized

USS and SAE washers are designed for cap screws and other threaded products. SAE washers offer a tighter screw fit, have a smaller outside diameter, and are thinner than similar size USS washers. SAE washer are also available in a number of smaller screw sizes.

Size	Nom. O.D.	Nom. I.D.	Plain Part No.	Plain UOM /100	Zinc Part No.	Zinc UOM /100	Galv Part No.	Galv UOM /100	YELLOW ZINC Part No.	YELLOW ZINC UOM /100	Pkg. Qty.
3/16	9/16	1/4	33001	^—	33002	^—			96002	^—	100
1/4	3/4	5/16	33003	—	33004	—	33180	—	96004	—	100
5/16	7/8	3/8	33005	—	33006	—	33181	—	96005	—	100
3/8	1	7/16	33007	—	33008	—	33182	—	96006	—	50
7/16	1-1/4	1/2	33009	—	33010	—	33183	—	96018	—	25
1/2	1-3/8	9/16	33011	—	33012	—	33184	—	96007	—	25
9/16	1-1/2	5/8	33013	—	33014	—			96019	—	25
5/8	1-3/4	11/16	33015	—	33016	—	33185	—	96008	—	10
3/4	2	13/16	33017	—	33018	—	33186	—	96009	—	10
7/8	2-1/4	15/16	33019	—	33020	—	33187	—	96010	—	10
1	2-1/2	1-1/16	33021	—	33022	—	33188	—	96011	—	1
1-1/8	2-3/4	1-1/4	33023	—	33024	—			96012	—	1
1-1/4	3	1-3/8	33025	—	33026	—	33189	—	96013	—	1
1-3/8	3-1/4	1-1/2	33027	—	33028	—			96014	—	1
1-1/2	3-1/2	1-5/8	33029	—	33030	—	33190	—	96015	—	1
1-5/8	3-3/4	1-3/4	33031	—	33032	—			96020	—	1
1-3/4	4	1-7/8	33033	—	33034	—			96016	—	1
1-7/8	4-1/4	2	33035	—	33036	—			96021	—	1
2	4-1/2	2-1/8	33037	—	33038	—			96017	—	1
2-1/4	4-3/4	2-3/8	33039	—	33040	—			96022	—	1
2-1/2	5	2-5/8	33041	—	33042	—			96023	—	1
2-3/4	5-1/4	2-7/8	33043	—	33044	—			96024	—	1
3	5-1/2	3-1/8	33045	—	33046	—			96025	—	1

USS Flat Washers USA

Low Carbon, Plain and Zinc Plated

Size	Nom. O.D.	Nom. I.D.	Plain Part No.	Plain UOM /100	Zinc Part No.	Zinc UOM /100	Pkg. Qty.
3/16	9/16	1/4	0159653	^—	0159676	^—	100
1/4	3/4	5/16	0159654	—	0159677	—	100
5/16	7/8	3/8	0159655	—	0159678	—	100
3/8	1″	7/16	0159656	—	0159679	—	50
7/16	1-1/4	1/2	0159657	—	0159680	—	25
1/2	1-3/8	9/16	0159658	—	0159681	—	25
9/16	1-1/2	5/8	0159659	—	0159682	—	25
5/8	1-3/4	11/16	0159660	—	0159683	—	10
3/4	2″	13/16	0159661	—	0159684	—	10
7/8	2-1/4	15/16	0159662	—	0159685	—	10
1	2-1/2	1-1/16	0159663	—	0159686	—	1
1-1/8	2-3/4	1-1/4	0159664	—	0159687	—	1
1-1/4	3″	1-3/8	0159665	—	0159688	—	1
1-3/8	3-1/4	1-1/2	0159666	—	0159689	—	1
1-1/2	3-1/2	1-5/8	0159667	—	0159690	—	1
1-5/8	3-3/4	1-3/4	0159668	—	0159691	—	1
1-3/4	4″	1-7/8	0159669	—	0159692	—	1
1-7/8	4-1/4	2″	0159670	—	0159693	—	1
2	4-1/2	2-1/8	0159671	—	0159694	—	1
2-1/4	4-3/4	2-3/8	0159672	—	0159695	—	1
2-1/2	5″	2-5/8	0159673	—	0159696	—	1
2-3/4	5-1/4	2-7/8	0159674	—	0159697	—	1
3	5-1/2	3-1/8	0159675	—	0159698	—	1

SAE Flat Washers

Low Carbon, Plain and Zinc Plated

Size	Nom. O.D.	Nom. I.D.	Plain Part No.	Plain UOM /100	Zinc Part No.	Zinc UOM /100	YELLOW ZINC Part No.	YELLOW ZINC UOM /100	Pkg. Qty.
# 4	5/16	1/8	33065	^—	33066	^—			100
# 6	3/8	5/32	33069	—	33070	—	96050	—	100
# 8	7/16	3/16	33071	—	33072	—	96051	—	100
#10	1/2	7/32	33073	—	33074	—	96052	—	100
#12	9/16	1/4	33075	—	33076	—	96053	—	100
1/4	5/8	9/32	33077	—	33078	—	96054	—	100
5/16	11/16	11/32	33079	—	33080	—	96055	—	100
3/8	13/16	13/32	33081	—	33082	—	96056	—	50
7/16	59/64	15/32	33083	—	33084	—	96048	—	25
1/2	1-1/16	17/32	33085	—	33086	—	96057	—	25
9/16	1-3/16	19/32	33087	—	33088	—	96049	—	25
5/8	1-5/16	21/32	33089	—	33090	—	96058	—	10
3/4	1-1/2	13/16	33091	—	33092	—	96059	—	10
7/8	1-3/4	15/16	33093	—	33094	—	96060	—	10
1	2	1-1/16	33095	—	33096	—	96061	—	1
1-1/8	2-1/4	1-3/16	33097	—	33098	—	96062	—	1
1-1/4	2-1/2	1-5/16	33099	—	33100	—	96063	—	1
1-3/8	2-3/4	1-7/16	33101	—	33102	—	96064	—	1
1-1/2	3	1-9/16	33103	—	33104	—	96065	—	1

SAE Flat Washers USA

Low Carbon, Plain and Zinc Plated

Size	Nom. O.D.	Nom. I.D.	Plain Part No.	Plain UOM /100	Zinc Part No.	Zinc UOM /100	Pkg. Qty.
# 6	3/8	5/32	0159699	^—	0159717	^—	100
# 8	7/16	3/16	0159700	—	0159718	—	100
#10	1/2	7/32	0159701	—	0159719	—	100
#12	9/16	1/4	0159702	—	0159720	—	100
1/4	5/8	9/32	0159703	—	0159721	—	100
5/16	11/16	11/32	0159704	—	0159722	—	100
3/8	13/16	13/32	0159705	—	0159723	—	50
7/16	59/64	15/32	0159706	—	0159724	—	25
1/2	1-1/16	17/32	0159707	—	0159725	—	25
9/16	1-5/32	19/32	0159708	—	0159726	—	25
5/8	1-5/16	21/32	0159709	—	0159727	—	10
3/4	1-15/32	13/16	0159710	—	0159728	—	10
7/8	1-3/4	15/16	0159711	—	0159729	—	10
1	2″	1-1/16	0159712	—	0159730	—	1
1-1/8	2-1/4	1-1/4	0159713	—	0159731	—	1
1-1/4	2-1/2	1-3/8	0159714	—	0159732	—	1
1-3/8	2-3/4	1-1/2	0159715	—	0159733	—	1
1-1/2	3″	1-5/8	0159716	—	0159734	—	1

FLAT/FENDER WASHERS, USS THRU-HARD HIGH-STRENGTH WASHERS

Flat Washers

Flat Washers and Fender Washers
1/8" Thick
Low-Carbon Steel
Zinc Plated

Part No.	Bolt Size	I.D.	O.D.	Thickness	Pkg. Qty.	Case Qty.	UOM /Ea
11101263	#10	0.218	3/4"	1/8"	100	1000	^—
11101264	#10	0.218	1"	1/8"	100	1000	—
11101265	1/4"	0.281	1"	1/8"	100	1000	—
11101266	1/4"	0.281	1-1/4"	1/8"	100	1000	—
11101267	1/4"	0.281	1-1/2"	1/8"	100	1000	—
11101268	1/4"	0.281	2"	1/8"	100	1000	—
11101269	5/16"	0.343	1"	1/8"	100	1000	—
11101270	5/16"	0.343	1-1/4"	1/8"	100	1000	—
11101271	5/16"	0.343	1-1/2"	1/8"	100	1000	—
11101272	5/16"	0.343	2"	1/8"	100	1000	—
11101273	3/8"	0.406	1-1/4"	1/8"	100	1000	—
11101274	3/8"	0.406	1-1/2"	1/8"	100	1000	—
11101275	3/8"	0.406	1-3/4"	1/8"	100	1000	—
11101276	3/8"	0.406	2"	1/8"	100	1000	—
11101277	1/2"	0.531	1-1/4"	1/8"	100	1000	—
11101278	1/2"	0.531	1-1/2"	1/8"	100	1000	—
11101279	1/2"	0.531	1-3/4"	1/8"	100	1000	—
11101280	1/2"	0.531	2"	1/8"	100	1000	—
11101281	1/2"	0.531	2-1/2"	1/8"	100	1000	—
11101282	5/8"	0.656	2"	1/8"	100	1000	—
11101283	3/4"	0.781	2-1/2"	1/8"	100	1000	—
11101284	7/8"	0.937	2-1/2"	1/8"	100	1000	—
11101285	1"	1.062	2-1/2"	1/8"	100	1000	—

Flat Washers and Fender Washers
1/4" Thick
Low-Carbon Steel
Zinc Plated

Part No.	Bolt Size	I.D.	O.D.	Thickness	Pkg. Qty.	Case Qty.	UOM /Ea
11101286	1/4"	0.281	1-1/2"	1/4"	100	1000	—
11101287	5/16"	0.344	2"	1/4"	100	1000	—
11101288	3/8"	0.406	2"	1/4"	100	1000	—
11101289	1/2"	0.531	2"	1/4"	100	1000	—
11101290	5/8"	0.656	2-1/2"	1/4"	100	1000	—
11101291	3/4"	0.812	3"	1/4"	100	1000	—
11101292	7/8"	0.906	3"	1/4"	100	1000	—
11101293	1"	1.062	3-1/4"	1/4"	100	1000	—

Fender Washers

Fender Washers
Zinc Plated

Also known as Plaster washers these special sized washers have an extra-wide bearing size for screw heads to eliminate the need for patching holes. This also permits the using of smaller size screws than might otherwise be needed.

Bolt Size	Nom. I.D.	Nom. O.D.	Part No.	Pkg. Qty.	Case Qty.	UOM /100
3/16	7/32 I.D.	3/4	33201	100	2500	^—
3/16	7/32 I.D.	1	33202	100	2500	—
3/16	7/32 I.D.	1-1/4	33203	100	2500	—
3/16	7/32 I.D.	1-1/2	33204	100	2500	—
1/4	9/32 I.D.	1	33207	100	2500	—
1/4	9/32 I.D.	1-1/4	33208	100	2500	—
1/4	9/32 I.D.	1-1/2	33209	100	2000	—
1/4	9/32 I.D.	1-3/4	33210	100	2000	—
1/4	9/32 I.D.	2	33211	100	2000	—
5/16	11/32 I.D.	1	33213	100	2000	—
5/16	11/32 I.D.	1-1/4	33214	100	2000	—
5/16	11/32 I.D.	1-1/2	33215	100	2000	—
5/16	11/32 I.D.	1-3/4	33216	100	2000	—
5/16	11/32 I.D.	2	33217	50	2000	—
3/8	13/32 I.D.	1-1/4	33219	50	2000	—
3/8	13/32 I.D.	1-1/2	33220	50	2000	—
3/8	13/32 I.D.	1-3/4	33221	50	2000	—
3/8	13/32 I.D.	2	33222	25	2000	—
1/2	17/32 I.D.	1-1/4	33224	25	1000	—
1/2	17/32 I.D.	1-1/2	33225	25	1000	—
1/2	17/32 I.D.	1-3/4	33226	25	1000	—
1/2	17/32 I.D.	2	33227	25	1000	—

Fender Washers
Galvanized

Bolt Size	Nom. O.D.	Nom. I.D.	Part No.	Pkg. Qty.	Case Qty.	UOM Per UM
1/4"	1"	9/32"	0189944	100	1000	
1/4"	1-1/4"	9/32"	0189945	100	1000	
1/4"	1-1/2"	9/32"	0189946	100	1000	
5/16"	1-1/4"	11/32"	0189947	100	1000	
5/16"	1-1/2"	11/32"	0189948	100	1000	
3/8"	1-1/2"	13/32"	0189949	100	1000	
3/8"	2"	13/32"	0189950	100	1000	
1/2"	2"	17/32"	0189951	100	1000	

USS Thru-Hard High-Strength Washers

USS Thru-Hard High-Strength Washers
Plain and Yellow Zinc Plated

High-strength washers are designed for use with Grade 5 and Grade 8 cap screws, these washer are made from top quality, medium carbon steel. They are through hardened to a Rockwell C scale of 38-45. Available in plain or corrosion resistant yellow zinc dichromate or galvanized finish.

					Plain		Yellow Zinc	
Size	Nom. O.D.	Nom. I.D.	Pkg. Qty.	Case Qty.	Part No.	UOM /100	Part No.	UOM /100
1/4	3/4	5/16	100	2500	33843	^—	33857	^—
5/16	7/8	3/8	100	2500	33844	—	33858	—
3/8	1	7/16	50	2500	33845	—	33859	—
7/16	1-1/4	1/2	25	2500	33846	—	33860	—
1/2	1-3/8	9/16	25	1500	33847	—	33861	—
9/16	1-1/2	5/8	25	1100	33848	—	33862	—
5/8	1-3/4	11/16	10	700	33849	—	33863	—
3/4	2	13/16	10	500	33850	—	33864	—
7/8	2-1/4	15/16	10	350	33851	—	33865	—
1	2-1/2	1-1/16	1	300	33852	—	33866	—
1-1/8	2-3/4	1-1/4	1	250	33853	—	33867	—
1-1/4	3	1-3/8	1	200	33854	—	33868	—
1-3/8	3-1/4	1-1/2	1	185	33855	—	33869	—
1-1/2	3-1/2	1-5/8	1	150	33856	—	33870	—

If its not on our shelf...we'll make it!
Ask the local store to quote your threaded and machined parts.

Various Washers

SAE Thru-Hard High-Strength Washers

SAE Thru-Hard High-Strength Washers
Plain, Yellow Zinc Plated and Galvanized

					Plain		Yellow Zinc		Hot Dipped Galvanized	
Size	Nom. O.D.	Nom. I.D.	Pkg. Qty.	Case Qty.	Part No.	UOM /100	Part No.	UOM /100	Part No.	UOM /100
1/4	5/8	9/32	100	2500	33113	^	33813	^	33168	^
5/16	11/16	11/32	100	2500	33114	—	33814	—	33169	—
3/8	13/16	13/32	50	2500	33115	—	33815	—	33170	—
7/16	59/64	15/32	25	2500	33116	—	33816	—	33171	—
1/2	1-1/16	17/32	25	1500	33800	—	33817	—		
9/16	1-5/32	19/32	25	1100	33801	—	33818	—	33831	—
5/8	1-5/16	21/32	10	700	33802	—	33819	—		
3/4	1-15/32	13/16	10	500	33803	—	33820	—		
7/8	1-3/4	15/16	10	350	33804	—	33821	—		
1	2	1-1/16	1	300	33805	—	33822	—		
1-1/8"	2-1/4"	1-1/4"	1	250	33806	—	33823	—	33836	—
1-1/4"	2-1/2"	1-3/8"	1	200	33807	—	33824	—		
1-3/8	2-3/4	1-1/2	1	185	33808	—	33825	—	33838	—
1-1/2"	3"	1-5/8"	1	150	33809	—	33826	—	33839	—
1-3/4	3-3/8	1-7/8	1	150	33811	—	33828	—	33841	—
2	3-3/4	2-1/8	1	150	33812	—	33829	—	33842	—

SAE Thru-Hard High-Strength Extra Thick Washer

SAE Thru-Hard High-Strength Extra Thick Washer
Yellow Zinc Plated

Part No.	Bolt Size	I.D.	O.D.	Pkg. Qty.	Case Qty.	Thickness	UOM /Ea
11101302	1/4	0.281	0.625	100	1000	.090/.110	^
11101303	5/16	0.343	0.687	100	1000	.090/.110	—
11101304	3/8	0.406	0.812	100	1000	.110/.126	—
11101305	1/2	0.531	1.062	100	1000	.156/.188	—
11101376	5/8	0.656	1.312	100	1000	.170/.195	—
11101377	3/4	0.812	1.468	100	1000	.170/.195	—
11101378	7/8	0.937	1.75	100	1000	.235/.265	—
11101379	1	1.062	2	100	1000	.235/.265	—

Flat Washers - Grade 9

SAE High Strength Flat Washers
Yellow Zinc Plated

Size	Part No.	Pkg. Qty.	Case Qty.	UOM /100
1/4	33240	100	600	^
5/16	33241	100	300	—
3/8	33242	50	300	—
7/16	33243	25	150	—
1/2	33244	25	150	—
9/16	33245	25	150	—
5/8	33246	10	150	—
3/4	33247	10	120	—
7/8	33248	10	90	—
1"	33249	1	60	—
1-1/8	33250	1	48	—
1-1/4	33251	1	36	—
1-1/2	33252	1	36	—

Grade 9 bolts: page 3-20
Grade 9 nuts: page 3-174

Galvanized Dock Washers

Bolt Size	Part No.	I.D.	O.D.	Pkg. Qty.	Case Qty.	UOM Per UM
1/2	11103154	0.562	3	25	1500	
5/8	11103155	0.687	3	10	700	
3/4	11103156	0.812	3	10	500	
7/8	11103157	0.937	3	10	350	
1	11103158	1.062	3.25	1	300	
1-1/4	11103159	1.375	4	1	200	

Square I.D. Washers

Bolt Size	Part No.	I.D.	O.D.	Thickness	Pkg. Qty.	Case Qty.	UOM Per UM
#5	11103144	0.132	0.312	0.03	100	2500	
#8	11103145	0.188	0.375	0.03	100	2500	
#10	11103146	0.226	0.5	0.048	100	2500	
5/16	11103147	0.32	0.68	0.06	100	2500	
3/8	11103148	0.385	0.75	0.06	50	2500	
3/8	11103149	0.405	0.7	0.06	50	2500	
1/2	11103150	0.517	0.937	0.06	25	1500	
1/2	11103151	0.555	1	0.06	25	1500	
9/16	11103152	0.617	1.125	0.06	25	1100	
5/8	11103153	0.7	1.25	0.06	10	700	

Square Washers

All washers are 1/4" thick with 2" widths.

Hot Dipped Galvanized

Part No.	I.D.	O.D.	Bolt Size	UOM /Ea
11101250	7/16"	2"	3/8"	^
11101251	9/16"	2"	1/2"	—
11101252	11/16"	2"	5/8"	—
11101253	13/16"	2"	13/16"	—
11101254	15/16"	2"	7/8"	—

Case-Hardened, Black Oxide

Part No.	I.D.	O.D.	Bolt Size	UOM /Ea
11101243	5/16"	2"	1/4"	^
11101244	7/16"	2"	3/8"	—
11101245	9/16"	2"	1/2"	—
11101246	11/16"	2"	5/8"	—
11101247	13/16"	2"	3/4"	—
11101248	15/16"	2"	7/8"	—
11101249	1-1/16"	2"	1"	—

Structural Washers

Structural Washers/FNL
ASTM F436 - to be used with A325 & A490 Structural Bolts
Plain and Hot Dipped Galvanized

					Plain		Hot Dipped Galvanized	
Size	Nom. O.D.	Nom. I.D.	Pkg. Qty.	Case Qty.	Part No.	UOM /100	Part No.	UOM /100
1/2	1-1/16	17/32	25	2500	33117	^	33172	^
5/8	1-5/16	11/16	10	1250	33119	—	33173	—
3/4	1-15/32	13/16	10	1125	33120	—	33174	—
7/8	1-3/4	15/16	10	625	33121	—	33175	—
1	2	1-1/8	10	500	33122	—	33176	—
1-1/8"	2-1/4"	1-1/4"	1	375	33123	—	33179	—
1-1/4"	2-1/2"	1-3/8"	1	300	33124	—	33177	—
1-1/2"	3"	1-5/8"	1	250	33126	—	33178	—
1-3/4	3-3/8	1-7/8	1	200	33128	—	33196	—
1-7/8	3-1/2	2	1	175	33129	—	33197	—
2	3-3/4	2-1/8	1	150	33130	—	33199	—

Structural Washers Cont.

Structural Washers/Domestic

ASTM F436 - to be used with A325 & A490 Structural Bolts
Plain, Mechanical and Hot Dipped Galvanized, Zinc, and Yellow Zinc

					Plain		Mechanical Galvanized		Hot Dipped Galvanized		Zinc		Yellow Zinc	
Size	Nom. O.D.	Nom. I.D.	Pkg. Qty.	Case Qty.	Part No.	UOM /100	Part No.	UOM /100	Part No.	UOM /100	Part No.	UOM /100	Part No.	UOM /100
1/2	1-1/16	17/32	25	2500	0133544	^—	0133549	^—	0156022	^—	0156023	^—	0156024	^—
5/8	1-5/16	11/16	10	1250	0133545	—	0133550	—	0156025	—	0156026	—	0156027	—
3/4	1-15/32	13/16	10	1125	0133546	—	0133551	—	0156028	—	0156029	—	0156030	—
7/8	1-3/4	15/16	10	625	0133547	—	0133552	—	0156031	—	0156032	—	0156033	—
1	2	1-1/8	1	500	0133548	—	0133553	—	0156034	—	0156035	—	0156036	—
1-1/8	2-1/4	1-1/4	1	400	0156052	—	0156053	—	0156037	—	0156038	—	0156039	—
1-1/4	2-1/2	1-3/8	1	350	0156054	—	0156055	—	0156040	—	0156041	—	0156042	—
1-1/2	3	1-5/8	1	300	0156056	—	0156057	—	0156043	—	0156044	—	0156045	—
1-3/4	3-3/8	1-7/8	1	250	0156058	—	0156059	—						
2	3-3/4	2-1/8	1	200	0156060	—	0156061	—	0156049	—	0156050	—	0156051	—

Load Indicating Washers

Load Indicating Washers - F959

Plain and Mechanical Galvanized

Often referred to as direction tension indicators, Load indicating washers are a simple, accurate and cost effective method for inspecting bolts needing a required level of tension and clamping force.

The load indicating washer is placed on a bolt with the protrusions bearing against a harden surface on the bolt-nut assembly. The preferred assembly is under the bolt head. As the bolt and nut are tightened, the clamping force flattens the protrusions and reduces the gap. When the gap is reduced to the required dimension, the bolt is tensioned to specification. Inspection can be performed quickly and easily. Simply check a few bolts with a metal feeler gauge used as a "no-go" inspection tool. An easy visual inspection will verify that all the adjacent bolts have also been properly tensioned.

			Grade A325						Grade A490					
			Load Indicator						Load Indicator					
			Plain		Mechanical Galvanized		Squirter Indicator Plain		Plain		Mechanical Galvanized		Squirter Indicator Plain	
Size	Pkg. Qty.	Case Qty.	Part No.	UOM /100	Part No.	UOM /100	Part No.	UOM /100	Part No.	UOM /100	Part No.	UOM /100	Part No.	UOM /100
1/2	25	1500	33290	^—	33299	^—	0157594	^—	33308	^—	33317	^—		
5/8	10	1000	33291	—	33300	—	0157595	—	33309	—	33318	—		
3/4	10	800	33292	—	33301	—	0157596	—	33310	—	33319	—	0157618	—
7/8	10	600	33293	—	33302	—	0157597	—	33311	—	33320	—	0157619	—
1	1	450	33294	—	33303	—	0157598	—	33312	—	33321	—	0157620	—
1-1/8	1	350	33295	—	33304	—	0157599	—	33313	—	33322	—	0157621	—
1-1/4	1	300	33296	—	33305	—	0157600	—	33314	—	33323	—	0157622	—
1-1/2	1	250	33298	—	33307	—	0157601	—	33316	—	33325	—	0157623	—

Round Raised Structural Washers, Plain Malleable Iron

Large surface area to prevent nut from sinking under high stress and the raised nubs on the top secure the washer against the nut. A nail can be used in the outer notches to prevent the washer from turning in the wood.

Part No.	Pkg.	Case	Size	I.D.	O.D.	UOM /Ea
11102535	50	2000	3/8"	15/32"	2-1/2"	^—
11102536	25	1500	1/2"	19/32"	2-1/2"	—
11102537	10	1000	5/8"	23/32"	2-5/8"	—
11102538	10	800	3/4"	27/32"	2-3/4"	—
11102539	10	600	1"	1-3/32"	4"	—

If its not on our shelf...we'll make it!
Ask the local store to quote your threaded and machined parts.

Beveled/Hillside/Williams Washers, Medium Split Lock Washers

Beveled Washers

Malleable
Plain and Galvanized

Square beveled washers are specially designed for shimming and leveling in structural applications. Use with American standard beams and channels that have 1:6 slope (the same taper as a standard I-beam). Plain Malleable washers are for general applications.

			Plain		Hot Dipped Galvanized	
Size	Pkg. Qty.	Case Qty.	Part No.	UOM /100	Part No.	UOM /100
1/4	100	300	33330	^	33871	^
5/16	100	300	33331	—	33872	—
3/8	50	300	33332	—	33873	—
1/2	25	300	33334	—	33875	—
5/8	10	150	33335	—	33876	—
3/4	10	150	33336	—	33877	—
7/8	10	150	33337	—	33878	—
1	10	150	33338	—	33879	—
1-1/4	1	75	33339	—	33880	—
1-1/2	1	75	33340	—	33881	—

Beveled Washers - F436
Plain and Galvanized

Square beveled washers are specially designed for shimming and leveling in structural applications. Use with American standard beams and channels that have 1:6 slope (the same taper as a standard I-beam). Harden steel washers conform to ASTM F 436. They are suitable for use with A325/A490 structural bolts.



			Plain		Hot Dipped Galvanized	
Size	Pkg. Qty.	Case Qty.	Part No.	UOM /100	Part No.	UOM /100
1/2	25	300	33344	^	33882	^
5/8	10	150	33345	—	33883	—
3/4	10	150	33346	—	33884	—
7/8	10	150	33347	—	33885	—
1	1	150	33348	—	33886	—

Hillside Washers

Hillside Washers
Cast Iron
Plain and Galvanized

Hillside washers are specially designed for shimming and leveling in structural applications. Use with American standard beams and channels that have 1:6 slope (the same taper as a standard I-beam). Harden steel washers conform to ASTM F 48-94. They are suitable for use with A325/A490 structural bolts.

			Plain		Hot Dipped Galvanized	
Size	Pkg. Qty.	Case Qty.	Part No.	UOM /100	Part No.	UOM /100
3/8	50	250	33910	^	33917	^
1/2	25	250	33911	—	33918	—
5/8	10	200	33912	—	33919	—
3/4	10	150	33913	—	33920	—
7/8	10	100	33914	—	33921	—
1	1	75	33915	—	33922	—
1-1/4	1	25	33916	—	33923	—

Williams Washers

Williams Washers
Plain

Extra thick. Case hardened steel. Beveled edge.

Bolt Dia.	Pkg. Qty.	Case Qty.	Part No.	O.D.	Thickness	UOM
3/16	100	1000	33580	1/2	1/8	^
1/4	100	1000	33581	5/8	1/8	—
5/16	100	1000	33582	3/4	1/8	—
3/8	100	1000	33583	7/8	1/8	—
7/16	100	100	33343	1	5/32	—
1/2	100	1000	33584	1	3/16	—
5/8	50	500	33585	1-1/4	1/4	—
3/4	50	500	33586	1-1/2	1/4	—
7/8	50	500	33587	1-3/4	1/4	—
1	50	500	33588	2	5/16	—

Medium Split Lock Washers

Medium Split Lock Washers
Plain, Zinc Plated, Yellow Zinc Plated and Hot Dipped Galvanized

Also know as spring lock washers, these split lock washers provide a positive locking action. Spring-like take-up compensates for loosening caused by slight material wear.

			Plain		Zinc		Yellow Zinc		Hot Dipped Galvanized		Black Oxide	
Size	Pkg. Qty.	Case Qty.	Part No.	UOM /100	Part No.	UOM /100	Part No.	UOM /100	Part No.	UOM /100	Part No.	UOM /100
#2	10	100			33652	^	0123511	^				
#3	100	2500	33603	—	33604	—						
#4	100	2500	33605	—	33606	—	0123488	—				
#5	100	2500	33607	—	33608	—	0123489	—				
#6	100	2500	33609	—	33610	—	0123490	—			0149160	—
#8	100	2500	33611	—	33612	—	0123491	—			0149161	—
#10	100	2500	33613	—	33614	—	0123492	—			0149162	—
#12	100	2500	33615	—	33616	—	0123493	—				
1/4	100	2500	33617	—	33618	—	0123494	—	33780	—	0149164	—
5/16	100	2500	33619	—	33620	—	0123495	—	33781	—		
3/8	50	2500	33621	—	33622	—	0123496	—	33782	—		
7/16	25	2500	33623	—	33624	—	0123497	—	33783	—		
1/2	25	2500	33625	—	33626	—	0123498	—	33784	—		
9/16	25	2500	33627	—	33628	—	0123499	—	33791	—		
5/8	10	2000	33629	—	33630	—	0123500	—	33785	—		
3/4	10	1250	33631	—	33632	—	0123501	—	33786	—		
7/8	10	750	33633	—	33634	—	0123502	—	33787	—		
1	1	500	33635	—	33636	—	0123503	—	33788	—		
1-1/8	1	375	33637	—	33638	—	0123504	—	33792	—		
1-1/4	1	250	33639	—	33640	—	0123505	—	33789	—		
1-3/8	1	200	33641	—	33642	—	0123506	—	33793	—		
1-1/2	1	150	33643	—	33644	—	0123507	—	33794	—		
1-5/8	1	100	33645	—	33646	—	0123508	—				
1-3/4	1	100	33647	—	33648	—	0123509	—				
1-7/8	1	100	33649	—	33650	—	0123510	—				
2	1	100	33651	—								
2-1/2	1	100	33653	—	33654	—	0123512	—				
3	1	100	33655	—	33656	—	0123513	—				

Heavy Split/High Collar/High Alloy Split/Tooth Lock Washers

Heavy Split Lock Washers

Heavy Split Lock Washers
Plain, Yellow Zinc Plated

Size	Plain Part No.	Plain UOM /100	Yellow Zinc Part No.	Yellow Zinc UOM /100	Pkg. Qty.	Case Qty.
4	33659	^—	0123514	^—	100	2500
5	33660	—	0123515	—	100	2500
6	33661	—	0123516	—	100	2500
8	33662	—	0123517	—	100	2500
10	33663	—	0123518	—	100	2500
12	33664	—	0123519	—	100	2500
1/4	33665	—	0123520	—	100	2500
5/16	33666	—	0123521	—	100	2500
3/8	33667	—	0123522	—	50	2500
7/16	33668	—	0123523	—	25	2500
1/2	33669	—	0123524	—	25	2500
9/16	33670	—	0123525	—	25	2500
5/8	33671	—	0123526	—	10	2000
3/4	33672	—	0123527	—	10	1250
7/8	33673	—	0123528	—	10	750
1	33674	—	0123529	—	1	500
1-1/8	33675	—	0123530	—	1	375
1-1/4	33676	—	0123531	—	1	250
1-3/8	33677	—	0123532	—	1	200
1-1/2	33678	—	0123533	—	1	150
1-5/8			33904	—	1	150
1-3/4			33905	—	1	150
1-7/8			33906	—	1	150
2			33907	—	1	150

High Collar Lock Washers

High Collar Lock Washers
Plain, and Zinc

These washers are specially designed for use with socket head cap screws and where there are space limitations. The smaller outer diameter accommodates confined areas, while the increased thickness sustains the washer's overall locking effectiveness.

Size	Pkg. Qty.	Case Qty.	Plain Part No.	Plain UOM /100	Zinc Part No.	Zinc UOM /100
#4	100	2500	0152664	^—	0149225	^—
#5	100	2500	0152665	—		
#6	100	2500	33682	—	0129164	—
#8	100	2500	33683	—	0129165	—
#10	100	2500	33684	—	0129166	—
#12	100	2500	33685	—	0129167	—
1/4	100	2500	33686	—	0129168	—
5/16	100	2500	33687	—	0129169	—
3/8	50	2500	33688	—	0129170	—
7/16	25	2500	33689	—	0129171	—
1/2	25	2500	33690	—	0129172	—
9/16	25	2500	33691	—	0129173	—
5/8	10	2500	33692	—	0129174	—
3/4	10	1375	33693	—	0129175	—
7/8	10	900	33694	—	0129176	—
1	1	650	33695	—	0129177	—
1-1/8	1	475	33696	—	0142100	—
1-1/4	1	450	33697	—	0129178	—
1-3/8	1	275	33698	—	0129179	—
1-1/2	1	225	33699	—	0129180	—
1-3/4	1	200			0142104	—
2	1	200			0142105	—

High Alloy Split Lock Washers

High Alloy Split Lock Washers
Yellow Zinc Plated

These heavy duty zinc-yellow-chromate washer are designed for tough applications. Use primarily with Grade 8 nut and bolt assemblies.

Size	Pkg. Qty.	Case Qty.	Yellow Zinc Part No.	Yellow Zinc UOM /100
1/4	100	2500	33891	^—
5/16	100	2500	33892	—
3/8	50	2500	33893	—
7/16	25	2500	33894	—
1/2	25	2500	33895	—
9/16	25	2500	33896	—
5/8	10	2000	33897	—
3/4	10	1250	33898	—
7/8	10	1250	33899	—
1	10	500	33900	—

Tooth Lock Washers

External/Internal Combo Tooth Lock Washers
Zinc Plated

Washers feature a large bearing surface for spanning oversize and elongated holes. Teeth on both sides allow the washers to also be used as an insert between two adjustable pieces to maintain their position after original setting.



Size	Pkg. Qty.	Case Qty.	Part No.	UOM /100
#6	100	2500	0149193	^—
#8	100	2500	0149194	—
#10	100	2500	33758	—
1/4	100	2500	33760	—
5/16	100	2500	33761	—
3/8	50	2500	33762	—
7/16	25	2500	33763	—
1/2	25	2500	33764	—
5/8	10	2500	33765	—
3/4	10	2500	33766	—

Internal Tooth Lock Washers
Zinc Plated, Yellow Zinc Plated, and Black Oxide

Internal tooth lock washers work best with small screw heads. Use them to prevent snagging or scratching and where appearance warrants that the teeth be hidden. Teeth lock into screw head or nut to prevent loosening.

Size	Pkg. Qty.	Case Qty.	Zinc Part No.	Zinc UOM /100	Yellow Zinc Part No.	Yellow Zinc UOM /100	Black Oxide Part No.	Black Oxide UOM /100
#2	100	5000	33703	^—	0149557	^—		
#3	100	5000	33704	—				
#4	100	5000	33705	—	0149558	—	0149152	—
#5	100	5000	33706	—				
#6	100	5000	33707	—	0149559	—	0149153	—
#8	100	2500	33708	—	0149560	—	0149154	—
#10	100	2500	33709	—	0149561	—	0149155	—
#12	100	2500	33710	—	0149562	—		
1/4	100	2500	33711	—	0149563	—	0149157	—
5/16	100	2500	33712	—	0149564	—		
3/8	50	2500	33713	—	0149565	—		
7/16	25	2500	33714	—				
1/2	25	2500	33715	—	0149566	—		
9/16	25	2500	33716	—				
5/8	10	2500	33717	—	0149567	—		
3/4	10	2500	33718	—				
7/8	10	2500	33719	—				
1	1	2500	33720	—				
1-1/8	1	2500	33721	—				
1-1/4	1	2500	33722	—				
1-3/8	1	2500	33723	—				
1-1/2	1	2500	33724	—				

If its not on our shelf...we'll make it!
Ask the local store to quote your threaded and machined parts.

FASTENERS

Tooth Lock/Countersunk Lock/Finishing/Bonded Sealing Washers

Tooth Lock Washers Cont.

External Tooth Lock Washers

Zinc Plated, Yellow Zinc Plated, and Black Oxide

Use external tooth lock washers when you need maximum holding power in a washer. Team them up with fasteners having heads large enough to make contact with the washer teeth. Examples include: round head, pan head & binding head.

			Zinc		Yellow Zinc		Black Oxide	
Size	Pkg. Qty.	Case Qty.	Part No.	UOM /100	Part No.	UOM /100	Part No.	UOM /100
#2	100	2500	0149187	^—				
#3	100	2500	33730	—				
#4	100	2500	33731	—	0149543	—	0149145	—
#5	100	2500	33732	—			0149146	—
#6	100	2500	33733	—	0149544	—		
#8	100	2500	33734	—	0149545	—	0149147	—
#10	100	2500	33735	—	0149546	—	0149148	—
#12	100	2500	33736	—	0149547	—		
1/4	100	2500	33737	—	0149548	—	0149150	—
5/16	100	2500	33738	—	0149549	—		
3/8	50	2500	33739	—	0149550	—		
7/16	25	2500	33740	—				
1/2	25	2500	33741	—	0149551	—		
9/16	25	2500	33742	—				
5/8	10	2500	33743	—	0149552	—		
3/4	10	2500	33744	—				
7/8	10	2500	33745	—				
1	1	2500	33746	—				
1-1/8	1	2500	33747	—				
1-1/4	1	2500	33748	—				
1-3/8	1	2500	33749	—				
1-1/2	1	2500	33750	—				

Countersunk Lock Washers

Zinc Plated

Washers feature external teeth angled at 82° for use with flat and oval head screws in countersunk holes. The teeth lock into the screw head to prevent loosening.

Size	Pkg. Qty.	Case Qty.	Part No.	UOM /100
# 4	100	2500	0149189	^—
# 6	100	2500	0149190	—
# 8	100	2500	0149191	—
# 10	100	2500	33770	—
# 12	100	2500	0149192	—
1/4	100	2500	33772	—
5/16	100	2500	33773	—
3/8	50	2500	33774	—
7/16	25	2500	33775	—
1/2	25	2500	33776	—

Finishing Washers

Nickel Plated

These washers provide a finished appearance. Use with standard 82° flat- and oval-head countersunk screws.

Size	Part No.	Pkg. Qty.	Case Qty.	UOM /100
6	33141	100	2500	^—
8	33142	100	2500	—
10	33143	100	2500	—
12	33144	100	2500	—
1/4	33145	100	2500	—

Bonded Sealing Washers

Sealing washers help seal joints, prevent leakage and cushion under the head of the bolt or nut. Rubber is bonded to a washer to form a washer that is strong, yet soft and resilient enough to use with fragile materials.

Hot Dipped Galvanized

Size	O.D.	Part No.	Pkg. Qty.	Case Qty.	UOM /100
# 6	3/8	33151	100	2500	^—
# 8	1/2	33152	100	2500	—
# 10	1/2	33153	100	2500	—
# 12	9/16	33154	100	2500	—
1/4	5/8	33155	100	2500	—
5/16	5/8	33156	100	2500	—
3/8	3/4	33157	50	2500	—
1/2	1	33158	50	2500	—

Other Sizes Available Upon Request

Stainless Steel

Size	O.D.	Part No.	Pkg. Qty.	Case Qty.	UOM /100
# 6	3/8	33161	50	2500	^—
# 8	1/2	33162	100	2500	—
# 10	1/2	33163	100	2500	—
# 12	9/16	33164	100	2500	—
1/4	5/8	33165	100	2500	—
5/16	5/8	33166	50	2500	—
3/8	3/4	33167	50	2500	—

Other Sizes Available Upon Request

Nord-Lock Washers

Nord-Lock Washers
Vibration Resistant

The Nord-Lock® system consists of a pair of washers with a wedge-locking action, which is a unique method that uses tension instead of friction.

The key is the difference in angles. Since the angle “a" is larger than the angle “B", the pair of washers expand more than the corresponding pitch of the thread. Nord-Lock® washers positively lock the fastener in a joint which is subjected to extreme vibration or dynamic loads.

This unique bolt securing system uses tension to make the bolt self-locking.

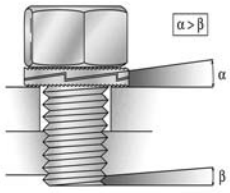

Delta Protekt Finish
Inch and Metric Sizes

Size			Bag		Box	
Inch	Metric	Large OD	Part No.	Pkg. Qty.	Part No.	Pkg. Qty.
#5	M3		0167035	25	0129500	200
#6	M3.5		0184752	25	0184751	200
#6	M3.5	Large OD	0184759	25	0184758	200
#8	M4		0184766	25	0129501	200
#8	M4	Large OD	0167037	25	0184771	200
#10	M5		0162562	25	0129502	200
#10	M5	Large OD	0167038	25	0184781	200
	M6		0167039	25	0129503	200
	M6	Large OD	0167040	25	0129504	200
1/4			0162563	25	0184787	200
1/4		Large OD	0167041	25	0184789	200
5/16	M8		0162564	25	0129505	200
5/16	M8	Large OD	0167042	25	0129506	200
3/8			0162565	25	0184799	200
3/8		Large OD	0167045	25	0184801	200
	M10		0167043	25	0129507	200
	M10	Large OD	0167044	25	0129508	200
7/16	M11		0167046	10	0129509	200
	M12		0167047	10	0129510	200
	M12	Large OD	0167048	10	0129511	100
1/2			0162566	10	0184807	200
1/2		Large OD	0167049	10	0184809	100
9/16	M14		0167050	10	0129512	100
9/16	M14	Large OD	0167051	10	0129513	100
5/8	M16		0162567	10	0129514	100
5/8	M16	Large OD	0167052	10	0129515	100
11/16	M18		0167053	10	0129516	100
3/4			0162568	5	0184830	100
3/4		Large OD	0167057	5	0184832	100
	M20		0167055	5	0129517	100
	M20	Large OD	0184834	5	0129518	100
7/8	M22		0167058	5	0129519	100
7/8	M22	Large OD	0167057	5	0129520	50
	M24		0167060	5	0129521	100
	M24	Large OD	0167061	5	0129522	50
1			0162569	5	0129523	100
1		Large OD	0167062	5	0129524	50
1-1/16	M27		0167064	2	0129526	25
1-1/8	M30		0184852	2	0184851	25
1-1/8	M30	Large OD	0167065	2	0129527	50
1-1/4	M33		0167066	2	0129528	25
1-3/8	M36		0167067	2	0129529	25
1-1/2	M39		0167068	2	0129530	25
	M42		0167069	2	0129531	25

Stainless Steel
Inch and Metric Sizes

Size			Bag		Box	
Inch	Metric	Large OD	Part No.	Pkg. Qty.	Part No.	Pkg. Qty.
#5	M3		0167070	10	0129533	200
#6	M3.5		0167071	10	0184755	200
#6	M3.5	Large OD	0184763	10	0184762	200
#8	M4		0162570	10	0129534	200
#8	M4	Large OD	0167072	10	0184774	200
#10	M5		0162571	10	0129535	200
#10	M5	Large OD	0167073	10	0184784	200
	M6		0167074	10	0129537	200
	M6	Large OD	0167075	10	0129536	200
1/4			0162572	10	0184788	200
1/4		Large OD	0167076	10	0184790	200
5/16	M8		0162573	10	0129539	200
5/16	M8	Large OD	0167077	10	0129538	200
3/8			0162574	10	0184800	200
3/8		Large OD	0167080	10	0184802	200
	M10		0167078	10	0129541	200
	M10	Large OD	0167079	10	0129540	200
7/16	M11		0162575	5	0129542	200
	M12		0167081	5	0129544	200
	M12	Large OD	0167082	5	0129543	100
1/2			0162576	5	0184808	200
1/2		Large OD	0167083	5	0184810	100
9/16	M14		0167084	5	0129545	100
9/16	M14	Large OD	0167085	5	0184819	100
5/8	M16		0162577	5	0129547	100
5/8	M16	Large OD	0184827	5	0184826	100
11/16	M18		0167087	5	0129548	100
3/4			0167091	5	0184831	100
3/4		Large OD	0167092	5	0184833	100
	M20		0167089	5	0129550	100
	M20	Large OD	0167090	5	0129549	100
7/8	M22		0167093	5	0129551	100
7/8	M22	Large OD	0167094	2	0184843	50
	M24		0167095	2	0129552	100
	M24	Large OD	0167096	2	0184844	50
1			0167097	2	0129553	100
1		Large OD	0167098	2	0184845	50
1-1/16	M27		0167100	2	0184846	25
1-1/8	M30		0184855	2	0184856	25
1-1/8	M30	Large OD	0129555	2	0167101	50
1-1/4	M33		0167102	2	0184861	25
1-3/8	M36		0167103	2	0184866	25
1-1/2	M39		0167104	2	0184871	25
	M42		0167105	2	0184874	25

If its not on our shelf...we'll make it!
Ask the local store to quote your threaded and machined parts.

Safety Washers, Disc Springs

Safety Washers

Safety Washers

SCHNORR Safety Washers

- The shape of the cross section ensures the locking effect is at the outside diameter which ensures the greatest resistance to loosening.
- High resistance to vibration due to positive locking of the serrations.
- The closed ring form results in a high degree of pretensioning, i.e. an excellent frictional connection.
- Concentric application of force eliminates bending in the bolts.
- Sliding surfaces allow tightening without damaging the surfaces.
- No splitting during tightening with proper transitional radius between bolt shaft and bolt head.
- Suitable for captive fitting on a wide range of bolts (combi bolts for which a range with special dimensions is available.
- Universal application minimizes stocks.
- Can be supplied in a variety of materials and different finishes.

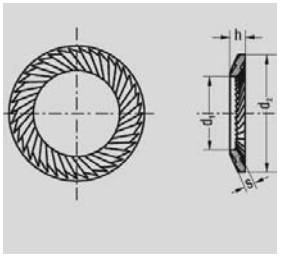

Size	Black Oxide		Zinc		Yellow Zinc	
	Part No.	UOM	Part No.	UOM	Part No.	UOM
1/8	0130149	^—	0130164	^—	0130179	^—
5/32	0130150	—	0130165	—	0130180	—
3/16	0130151	—	0130166	—	0130181	—
1/4	0130152	—	0130167	—	0130182	—
5/16	0130153	—	0130168	—	0130183	—
3/8	0130154	—	0130169	—	0130184	—
7/16	0130155	—	0130170	—	0130185	—
1/2	0130156	—	0130171	—	0130186	—
9/16	0130157	—	0130172	—	0130187	—
5/8	0130158	—	0130173	—	0130188	—
3/4	0130159	—	0130174	—	0130189	—
7/8	0130160	—	0130175	—	0130190	—
1	0130161	—	0130176	—	0130191	—
1-1/8	0130162	—	0130177	—	0130192	—
1-3/8	0130163	—	0130178	—	0130193	—

Disc Springs

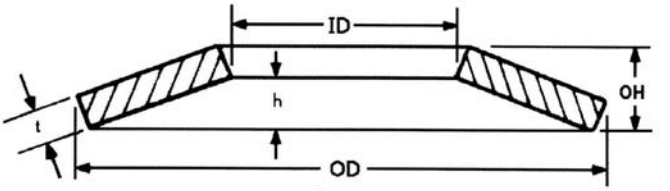

Size	Split Bendable		Split Hinged		Curved Spring	
	Part No.	UOM /100	Part No.	UOM /100	Part No.	UOM /100
1/4					33191	^—
5/16					33192	—
3/8					33193	—
1/2	33384	—	33394	—		
5/8	33385	—	33395	—		
3/4	33386	—	33396	—		
7/8	33387	—	33397	—		
1	33388	—	33398	—		
1-1/4	33389	—	33399	—		
1-1/2	33390	—	33400	—		
2			33401	—		

See our Tools and Equipment section for a full selection of power drills.

BOSCH
Power Tools and Accessories

DEWALT

Makita

Disc Springs Cont.

Series AM Disc Springs By Rolex

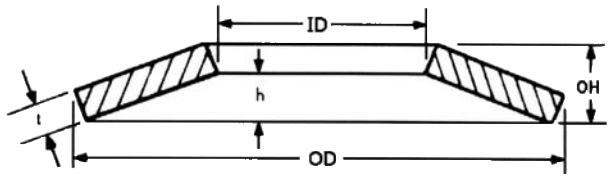

Part No.	Nom. O.D.	Nom. I.D.	OD	ID	T	H	O.H.1	h/t	P Load 1	f=.75h f Deflection	Stress 1	P Load 2	f=h f Deflection	Stress 2	UOM /100
0125746	5/16	1/8	0.315	0.126	0.0118	.0099	.0216	.836	25	.0074	159	30	.0099	213	^—
0125747	5/16	1/8	0.315	0.126	0.0157	.0080	.0236	.507	44	.0060	196	56	.0080	280	—
0125748	5/16	3/16	0.315	0.165	0.0079	.0099	.0177	1.249	9	.0074	155	10	.0099	188	—
0125749	5/16	3/16	0.315	0.165	0.0118	.0099	.0216	.840	28	.0074	199	33	.0099	246	—
0125750	5/16	3/16	0.315	0.165	0.0157	.0080	.0236	.509	50	.0060	186	64	.0080	268	—
0125751	1/2	3/16	0.472	0.165	.024	.0159	.0394	.675	135	.0120	248	168	.0159	366	—
0125752	1/2	3/16	0.472	0.205	.02	.0158	.0354	.804	84	.0119	199	101	.0158	254	—
0125753	1/2	3/16	0.472	0.205	.024	.0139	.0374	.591	122	.0105	210	154	.0139	306	—
0125754	1/2	1/4	0.472	0.244	.024	.0140	.0374	.593	133	.0105	223	168	.0140	300	—
0125755	1/2	1/4	0.492	0.244	.014	.0178	.0315	1.293	36	.0134	194	38	.0178	235	—
0125756	1/2	1/4	0.492	0.244	.02	.0139	.0335	.707	70	.0104	171	87	.0139	213	—
0125757	1/2	1/4	0.492	0.244	.028	.0119	.0394	.433	159	.0090	213	206	.0119	302	—
0125758	9/16	5/16	0.551	0.283	.02	.0158	.0354	.804	66	.0119	167	80	.0158	207	—
0125759	9/16	5/16	0.551	0.283	.032	.0119	.0433	.379	191	.0090	201	249	.0119	282	—
0125760	9/16	3/16	0.591	0.205	.024	.0178	.0413	.754	96	.0134	164	118	.0178	247	—
0125761	5/8	5/16	0.63	0.323	.016	.0198	.0354	1.263	36	.0149	152	38	.0198	184	—
0125762	5/8	5/16	0.63	0.323	.024	.0179	.0413	.757	97	.0134	169	119	.0179	210	—
0125763	5/8	5/16	0.63	0.323	.028	.0179	.0453	.649	153	.0134	189	191	.0179	242	—
0125764	5/8	5/16	0.63	0.323	.035	.0140	.0492	.394	242	.0105	200	315	.0140	281	—
0125765	11/16	1/4	0.709	0.244	.016	.0238	.0394	1.515	33	.0178	120	32	.0238	143	—
0125766	11/16	5/16	0.709	0.323	0.028	.0218	.0492	.789	142	.0163	174	172	.0218	216	—
0125767	11/16	5/16	0.709	0.323	0.032	.0199	.0512	.631	187	.0149	169	234	.0199	248	—
0125768	11/16	3/8	0.709	0.362	0.018	.0238	.0413	1.343	50	.0178	167	52	.0238	201	—
0125769	11/16	3/8	0.709	0.362	0.028	.0198	.0472	.717	134	.0148	169	165	.018	211	—
0125770	13/16	5/16	0.787	0.323	0.035	.0219	.0571	.618	227	.0164	176	286	.0219	259	—
0125771	13/16	3/8	0.787	0.402	0.032	.0218	.0531	.693	178	.0164	171	220	.0218	213	—
0125772	13/16	3/8	0.787	0.402	0.039	.0219	.0610	.555	343	.0164	202	436	.0219	287	—
0125773	13/16	3/8	0.787	0.402	0.043	.0179	.0610	.413	364	.0134	198	473	.0179	280	—
0125774	13/16	3/8	0.787	0.402	0.049	.0200	.0689	.406	601	.0150	255	781	.0200	360	—
0125775	13/16	3/8	0.787	0.402	0.059	.0119	.0709	.202	608	.0089	209	805	.0119	285	—
0125776	7/8	7/16	0.886	0.441	0.024	.0317	.0551	1.345	100	.0238	186	104	.0317	224	—
0125777	7/8	7/16	0.886	0.441	0.049	.0199	.0689	.405	461	.0149	199	600	.0199	281	—
0125778	7/8	5/16	0.906	0.323	0.039	.0277	.0669	.703	296	.0208	187	366	.0277	279	—
0125779	7/8	3/8	0.906	0.402	0.039	.0278	.0669	.704	314	.0208	183	388	.0278	255	—
0125780	7/8	1/2	0.906	0.48	0.049	.0239	.0728	.487	560	.0180	216	720	.0239	310	—
0125781	7/8	1/2	0.906	0.48	0.059	.0199	.0787	.336	794	.0149	241	1040	.0199	337	—
0125782	1	1/2	0.984	0.48	0.028	.0357	.0630	1.293	142	.0268	191	150	.0357	231	—
0125783	1	1/2	0.984	0.48	0.035	.0278	.0630	.786	204	.0209	156	248	.0278	193	—
0125784	1	1/2	.984	.480	0.0591	.0218	.0807	.370	702	.0164	219	917	.0218	307	—
0125785	1	3/8	1.100	.402	0.0591	.0277	.0886	.469	655	.0208	225	845	.0277	320	—
0125786	1	1/2	1.100	.480	0.0492	.0338	.0827	.687	500	.0254	185	621	.0338	268	—
0125787	1	1/2	1.100	.480	0.0591	.0298	.0886	.504	743	.0223	221	952	.0298	317	—
0125788	1	9/16	1.100	.559	0.0315	.0398	.0709	1.262	191	.0298	200	204	.0398	242	—
0125789	1	9/16	1.100	.559	0.0394	.0318	.0709	.807	264	.0238	167	320	.0318	206	—
0125790	1	9/16	1.100	.559	0.0492	.0339	.0827	.689	540	.0254	213	670	.0339	265	—
0125791	1	9/16	1.100	.559	0.0591	.0258	.0846	.436	683	.0193	196	884	.0258	278	—
0125792	1-1/4	1/2	1.240	.480	0.0394	.0436	.0827	1.106	277	.0327	166	310	.0436	201	—
0125793	1-1/4	5/8	1.240	.642	0.0315	.0416	.0728	1.321	161	.0312	171	169	.0416	206	—

If its not on our shelf...we'll make it!
Ask the local store to quote your threaded and machined parts.

FASTENERS

DISC SPRINGS

Disc Springs Cont.

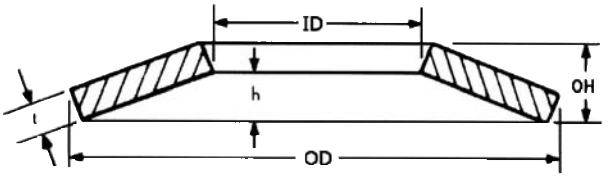

Part No.	Nom. O.D.	Nom. I.D.	OD	ID	T	H	O.H.1	h/t	P Load 1	f=.75h f Deflection	Stress 1	P Load 2	f=h f Deflection	Stress 2	UOM /100
0125794	1-1/4	5/8	1.240	.642	.0492	.0358	.0846	.727	454	.0268	182	559	.0358	226	^—
0125795	1-1/4	5/8	1.240	.642	.0690	.0278	.0965	.403	930	.0209	199	1209	.0278	281	—
0125796	1-5/16	1/2	1.340	.480	.0591	.0396	.0984	.669	649	.0297	187	809	.0396	276	—
0125797	1-5/16	9/16	1.340	.563	.0492	.0457	.0945	.928	473	.0342	182	555	.0457	224	—
0125798	1-5/16	9/16	1.340	.563	.0591	.0417	.1004	.705	713	.0312	181	882	.0417	267	—
0125799	1-5/16	5/8	1.340	.642	.0787	.0339	.1122	.431	1389	.0254	234	1799	.0339	332	—
0125800	1-3/8	3/4	1.400	.720	.0492	.0398	.0886	.808	400	.0298	163	484	.0398	201	—
0125801	1-3/8	3/4	1.400	.720	.0787	.0319	.1102	.405	1236	.0239	204	1607	.0319	288	—
0125802	1-9/16	3/4	1.570	.720	.0787	.0458	.1240	.582	1365	.0343	206	1729	.0458	301	—
0125803	1-9/16	13/16	1.570	.803	.0394	.056	.906	1.309	241	.0387	162	254	.0516	196	—
0125804	1-9/16	13/16	1.570	.803	.0591	.0456	.1043	.772	627	.0342	175	765	.0456	217	—
0125805	1-9/16	13/16	1.570	.803	.0787	.0439	.1220	.557	1377	.0329	204	1751	.0439	289	—
0125806	1-9/16	13/16	1.570	.803	.0886	.0358	.1240	.404	1570	.0269	205	2042	.0358	290	—
0125807	1-9/16	13/16	1.570	.803	.0984	.0379	.1358	.385	2286	.0284	246	2979	.0379	346	—
0125808	1-3/4	7/8	1.770	.882	.0492	.0635	.1122	1.291	447	.0476	191	473	.0635	231	—
0125809	1-3/4	7/8	1.770	.882	.0984	.0398	.1378	.405	1851	.0299	199	2406	.0398	281	—
0125810	2	3/4	1.970	.724	.0787	.0595	.1378	.756	1085	.0446	159	1328	.0595	240	—
0125811	2	13/16	1.970	.803	.0787	.0595	.1378	.756	1111	.0446	160	1360	.0595	230	—
0125812	2	1	1.970	1.000	.0492	.0643	.1122	1.289	363	.0476	156	384	.0634	188	—
0125813	2	1	1.970	1.000	.0984	.0558	.1535	.567	2169	.0418	206	2754	.0558	290	—
0125814	2	1	1.970	1.000	.1181	.0438	.1614	.371	2871	.0329	218	3747	.0438	306	—
0125815	2-3/16	1-1/8	2.200	1.122	.1181	.0518	.1693	.438	2742	.0388	196	3549	.0518	279	—
0125816	2-1/2	1-1/4	2.480	1.220	.1378	.0557	.1929	.404	3594	.0418	199	4672	.0557	281	—
0125817	2-3/4	1-3/16	2.760	1.201	.1181	.0834	.2008	.706	2714	.0626	175	3356	.0834	249	—
0125818	2-13/16	1-7/16	2.800	1.420	.0787	.1033	.1811	1.313	1212	.0775	204	1273	.1033	246	—
0125819	3-1/8	1-7/16	3.150	1.420	.1181	.1072	.2244	.908	2837	.0804	194	3351	.1072	239	—
0125820	4-7/16	2-1/4	4.410	2.240	.1575	.1271	.2835	.807	4197	.0954	166	50778	.1271	205	—

Disc Springs Cont.

Series AI Disc Springs For Bolts By Rolex

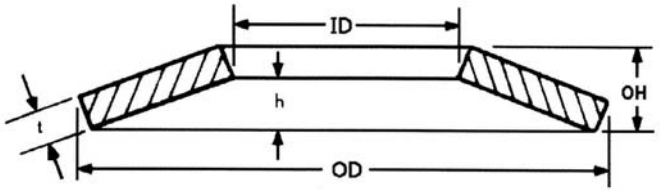

Part No.	Size	OD	ID	T	H	O.H.1	P	F	Pmax.	fmax.	Weight per M	UOM
0123986	#4	.250	.125	.009	.008	.017	16	.006	19	.008	.09	^
0123987	#4	.250	.125	.013	.007	.020	39	.005	50	.007	.46	—
0123988	5/32	.312	.156	.011	.011	.022	26	.008	30	.011	.18	—
0123989	#6	.312	.156	.017	.008	.025	63	.006	82	.008	.27	—
0123990	#6	.437	.138	.022	.010	.032	76	.008	98	.010	.81	—
0123991	3/16	.375	.195	.015	.012	.027	49	.009	59	.012	.36	—
0123992	3/16	.375	.195	.020	.010	.030	92	.008	118	.010	.46	—
0123993	1/4	.500	0.255	.018	.016	.034	64	.012	75	.016	.74	—
0123994	1/4	.500	0.258	.019	.016	.035	75	.012	89	.016	.80	—
33362	1/4	.500	0.258	.023	.016	.039	130	.012	160	.016	.97	—
0123995	1/4	.500	0.255	.025	.013	.038	129	.010	165	.013	1.03	—
0123996	5/16	.625	0.317	.022	.020	.042	93	.015	110	.020	1.42	—
33363	5/16	.625	0.317	.032	.016	.048	213	.012	273	.016	2.0	—
0123997	5/16	.750	0.32	.032	.024	.056	213	.018	261	.024	3.2	—
0123998	3/8	.688	0.382	.024	.020	.044	104	.015	125	.020	1.7	—
0123999	3/8	.750	0.38	.028	.023	.051	150	.017	180	.023	2.60	—
33352	3/8	.750	0.382	.032	.020	.052	188	.015	236	.020	2.90	—
0124000	3/8	.750	0.832	.035	.022	.057	272	.017	342	.022	3.3	—
0124001	3/8	.750	0.382	.040	.019	.059	343	.014	441	.019	4.5	—
0124002	3/8	.750	0.38	.056	.014	.070	679	.011	897	.014	5.2	—
33353	7/16	1.000	0.445	.035	.032	.067	219	.024	258	.032	6.3	—
0124003	7/16	1.000	0.445	.039	0.032	.071	298	.024	359	.032	7.0	—
0124004	7/16	.875	0.442	.031	.028	.059	185	.021	218	.028	3.93	—
0124005	1/2	1.000	0.512	.035	.032	.067	236	.024	277	.032	6.9	—
33354	1/2	1.000	0.512	.039	.036	.075	371	.027	436	.036	7.5	—
0124006	1/2	1.000	0.512	.049	.034	.083	667	.0259	825	.034	8.8	—
0124007	1/2	1.100	0.512	.039	.036	.075	289	.027	339	.036	8.3	—
0124008	1/2	1.100	0.512	.049	.03	.083	517	.025	640	.034	10	—
0124009	1/2	1.100	0.512	.059	.028	.087	717	.021	923	.028	13	—
0124010	1/2	1.000	0.512	.073	.018	.091	1092	.014	1442	.018	11.97	—
0124011	5/8	1.250	0.63	.040	.042	.082	303	.031	344	.042	13	—
33355	5/8	1.250	0.63	.062	.030	.092	717	.022	922	.030	15	—
0124012	5/8	1.250	0.63	.089	.022	.111	1529	.017	2019	.022	23	—
0124013	5/8	1.375	0.637	.049	.046	.095	469	.034	549	.046	16	—
0124014	5/8	1.375	0.637	.078	.032	.110	1198	.024	1556	.032	26	—
0124015	11/16	1.375	0.692	.045	.044	.089	365	.033	423	.044	14	—
0124016	3/4	1.500	0.755	.045	.048	.093	342	.036	386	.048	16	—
33356	3/4	1.500	0.755	.072	.037	.109	965	.028	1235	.037	18	—
0124017	3/4	1.500	0.761	.059	.055	.114	871	.041	1019	.055	22	—
0124018	3/4	1.500	0.761	.078	.044	.122	1495	.033	1897	.044	29	—
0124019	3/4	1.500	0.761	.098	.036	.134	2373	.027	3097	.036	37	—
33357	7/8	1.750	0.88	.085	.043	.128	1354	.032	1735	.043	36	—
33358	1	2.000	1.016	.078	.060	.138	1178	.045	1436	.060	52	—
0124020	1	2.000	1.016	.098	.060	.158	2290	.045	2881	.060	65	—
0124021	1	2.000	1.016	.118	.047	.165	3033	.035	3944	.047	78	—
0124022	1	2.375	1.016	.078	.079	.157	1073	.059	1231	.079	81	—
0124023	1-1/4	2.500	1.25	.080	.080	.160	1131	.060	1301	.080	74	—
33359	1-1/4	2.500	1.25	.120	.060	.180	2591	.045	3322	.060	122	—
33360	1-1/2											—

Stainless Steel

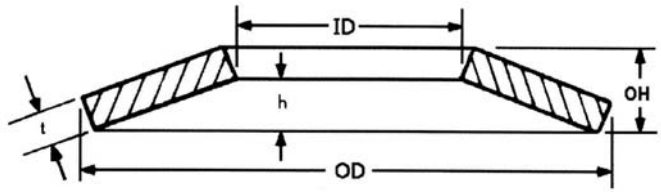

Part No.	Size	OD	ID	T	H	O.H.1	P	F	Pmax.	fmax.	Weight per M	UOM
71238	1/4	.500	0.258	.023	.016	.039	130	.012	160	.016	.97	^
71239	5/16	.625	0.317	.032	.016	.048	213	.012	273	.016	2.0	—
71240	3/8	.750	0.382	.032	.020	.052	188	.015	236	.020	2.90	—
71241	1/2	1.000	0.512	.039	.036	.075	371	.027	436	.036	7.5	—
71244	5/8	1.250	0.63	.062	.030	.092	717	.022	922	.030	15	—

Belleville Springs

Series SP Belleville Springs For Heavy Bolted Sections By Rolex

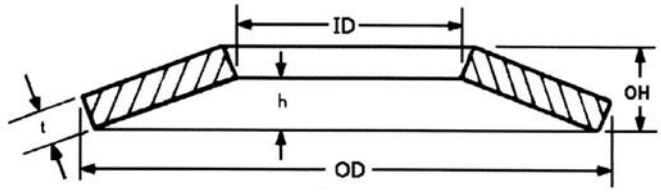

Part No.	Size	OD	ID	T	O.H.1	O.H.2	Load Flat	Weight per M	Metric Size	UOM
0124024	M2	.197	.087	.012	.020	.016	65 lb	.08 lb	M2	^
0124025	M2.5	.236	.106	.016	.026	.020	146 lb	.16 lb	M2.5	—
0124026	1/8 #5	.276	.126	.020	.030	.025	210 lb	.26 lb	M3	—
0124027	#6	.315	.146	.020	.031	.027	176 lb	.34 lb	M3.5	—
0124028	5/32 #8	.354	.169	.031	.043	.037	590 lb	.68 lb	M4	—
0124029	3/16 #10	.433	.209	.039	.055	.047	1070 lb	1.3 lb	M5	—
0124030	1/4	.551	.252	.050	.067	.056	1390 lb	2.5 lb	M6	—
0124031	M7	.669	.291	.059	.079	.070	1800 lb	4.8 lb	M7	—
0124032	5/16	.709	.331	.078	.102	.088	4755 lb	6.9 lb	M8	—
0124033	5/16	.827	.331	.098	.118	.108	5345 lb	12.5 lb	M8	—
0124034	3/8	.906	.413	.078	.106	.094	3200 lb	11.4 lb	M10	—
0124035	3/8	.945	.413	.118	.146	.130	8000 lb	18.9 lb	M10	—
0124036	1/2	1.142	.512	.098	.130	.116	4700 lb	22.9 lb	M12	—
0124037	1/2	1.260	.512	.138	.169	.156	9900 lb	40 lb	M12	—
0124038	9/16	1.378	.591	.118	.157	.141	6500 lb	40.7 lb	M14	—
0124039	9/16	1.535	.591	.157	.197	.181	12000 lb	70 lb	M14	—
0124040	5/8	1.535	.669	.138	.185	.162	10000 lb	58.5 lb	M16	—
0124041	5/8	1.654	.669	.157	.204	.201	13000 lb	90 lb	M16	—
0124042	.748	1.850	.748	.197	.244	.222	20000 lb	125 lb	M18	—
0124043	3/4	2.047	.827	.236	.287	.246	31000 lb	169 lb	M20	—
0124044	7/8	2.205	.906	.236	.311	.268	40276 lb	212 lb	M22	—
0124045	1.102	2.441	.984	.256	.335	.291	43600 lb	284 lb	M24	—
0124046	1	2.756	1.102	.276	.362	.317	46000 lb	392 lb	M27	—
0124047	1-1/8	3.031	1.220	.295	.386	.343	49000 lb	508 lb	M30	—

If its not on our shelf...we'll make it!
Ask the local store to quote your threaded and machined parts.

Machinery Bushings, Weld Nuts

Machinery Bushings

Machinery Bushings
Narrow and Wide - Plain

Machinery bushings are specially designed washers used for fast, accurate spacing on shafts.

Size	O.D.	18 Gauge .042 /.054 Part No.	UOM /100	14 Gauge .068 /.082 Part No.	UOM /100	10 Gauge .126 /.142 Part No.	UOM /100
1/2	7/8	33404	^—	33405	^—	33406	^—
1/2	1			33408	—		
9/16	1	33411	—	33410	—		
5/8	1	33414	—	33415	—	33416	—
5/8	1-1/4	33579	—	33418	—		
3/4	1-1/4	33424	—	33425	—	33426	—
3/4	1-1/2	33420	—	33428	—	33412	—
7/8	1-3/8	33434	—	33435	—	33436	—
7/8	1-3/4	33421	—	33438	—	33463	—
1	1-1/2	33444	—	33445	—	33446	—
1	2	33422	—	33448	—	33533	—
1-1/8	1-3/4	33454	—	33455	—	33456	—
1-1/8	2-1/8	33423	—	33458	—	33522	—
1-1/4	1-7/8	33464	—	33465	—	33466	—
1-1/4	2-1/4	33429	—	33468	—	33529	—
1-3/8	2-1/8	33471	—	33470	—	33469	—
1-3/8	2-1/2	33430	—	33473	—	33530	—
1-1/2	2-1/4	33474	—	33475	—	33476	—
1-1/2	3	33431	—	33478	—	33531	—
1-5/8	2-3/8	33479	—	33480	—	33481	—
1-3/4	2-1/2	33484	—	33485	—	33486	—
1-3/4	3-1/4	33433	—	33488	—	33459	—
1-7/8	2-5/8	33489	—	33490	—	33491	—
1-7/8	3-3/8	33437	—	33493	—	33460	—
2	3	33494	—	33495	—	33496	—
2	3-1/2	33442	—	33498	—	33461	—
2-1/8	3-1/8	33499	—	33500	—	33501	—
2-1/8	3-5/8	33452	—	33503	—	33462	—
2-1/4	3-1/4	33504	—	33505	—	33506	—
2-3/8	3-3/8	33509	—	33510	—	33511	—
2-1/2	3-1/2	33514	—	33515	—	33516	—
2-1/2	3-7/8	33417	—	33518	—	33520	—
2-3/4	4	33524	—	33528	—	33526	—
3	4-1/4	33534	—	33535	—	33536	—
3	4-1/4	33419	—	33538	—	33539	—

Weld Nuts

paulin®

Spot Weld Nuts

Spot Weld Nuts are suitable for confined area applications. The precision pilot facilitates easy location.

Size	Part No.	Width	Thickness	Length	Pilot Dia.	Pilot Ht.	To End	Pilot Hole	UOM /100
10-24	0124579	.453-.433	.098-.088	.827-.797	.244-.224	.042-.025	.208-.168	0.25	^—
10-32	0124580	.453-.433	.098-.088	.827-.797	.244-.224	.042-.025	.208-.168	0.25	—
1/4-20	0124581	.448-.428	.098-.088	.953-.923	.307-.271	.047-.030	.270-.230	0.312	—
5/16-18	0124582	.448-.428	.130-.120	1.140-1.110	.369-.349	.092-.075	.301-.261	0.375	—
3/8-16	0124583	.572-.552	.130-.120	1.265-1.235	.448-.428	.102-.085	.364-.324	0.453	—

Thin Spot Weld Nuts

Thin Spot Weld Nuts are suitable for confined area applications. The reduced thickness target area is recommended for welding to thinner stock. The precision pilot facilitates easy location.

Size	Part No.	Width	Thickness	Length	Pilot Dia.	Pilot Ht.	To End	Pilot Hole	Target Dia.	Target Thk.	UOM /100
6-32	0124584	.390-.370	.098-.088	.734-.704	.198-.178	.042-.025	.208-.168	.230	.265-.235	.085-.075	^—
8-32	0124585	.390-.370	.098-.088	.734-.704	.213-.193	.042-.025	.208-.168	.219	.265-.235	.085-.075	—
10-24	0124586	.453-.433	.098-.088	.827-.797	.244-.224	.042-.025	.208-.168	.250	.296-.266	.085-.075	—
1/4-20	0124588	.448-.428	.098-.088	.953-.923	.307-.271	.047-.030	.270-.230	.312	.296-.266	.085-.075	—
5/16-18	0124589	.448-.428	.130-.120	1.140-1.110	.369-.349	.092-.075	.280-.240	.375	.358-.328	.100-.090	—
3/8-16	0124590	.572-.552	.130-.120	1.265-1.235	.448-.428	.102-.085	.364-.324	.453	.421-.396	.100-.090	—

Weld Nuts Cont.

paulin®

Wide Spot Weld Nuts

Wide Spot Weld Nuts have a wide body and can be utilized to reinforce an area as well as to provide a threaded fastener. The precision pilot facilitates easy location.

Size	Part No.	Width	Thickness	Length	Pilot Dia.	Pilot Ht.	To End	Pilot Hole	UOM /100
10-24	38143	.453-.433	.098-.088	.640-.610	.244-.224	.042-.025	.202-.172	.250	^
10-32	0124594	.453-.433	.098-.088	.640-.610	.244-.224	.042-.025	.202-.172	.250	—
1/4-20	38144	.520-.495	.130-.120	.827-.797	.307-.287	.062-.045	.265-.235	.312	—
5/16-18	38145	.655-.620	.145-.135	.999-.999	.369-.349	.092-.075	.296-.266	.375	—
3/8-16	38146	.655-.620	.145-.135	1.140-1.110	.448-.428	.102-.085	.359-.329	.453	—
M6-1.0	0124598	13.4-12.7	3.3-3.1	21.0-20.2	7.8-7.3	1.5-1.1	6.8-6.0	8.0	—
M8-1.25	0192459	16.4-15.7	3.7-3.5	25.4-24.6	9.4-8.9	2.3-1.9	7.5-6.7	9.6	—
M10-1.5	0124600	16.4-15.7	3.7-3.5	29.0-28.2	12.0-11.5	2.7-2.3	9.1-8.3	12.2	—

Hex Weld Nuts-Standard Pilot Height



Projection Weld Nuts are available with either three or six precision projections. The self locating pilot guides the nuts for automatic or hand feeding and protects the threads from possible weld spatter.

Size	Part No.	Width	Thickness ± .010	Across Corners	Pilot Dia.	Pilot Ht.	Projected Ht.	Sheet Hole
8-32	37979	.489-.500	.188	.556	.406-.394	.090-.080	.043-.037	.422
10-24	37980	.489-.500	.188	.556	.406-.394	.090-.080	.043-.037	.422
10-32	37981	.489-.500	.188	.556	.406-.394	.090-.080	.043-.037	.422
12-24	38153	.489-.500	.188	.556"	.394" - .406"	.080" - .090"	.043-.037	.422
12-28	38154	.489-.500	.188	.556"	.394" - .406"	.080" - .090"	.043-.037	.422
1/4-20	37982	.489-.500	.188	.556	.406-.394	.090-.080	.043-.037	.422
1/4-28	38155	.489-.500	.188	.556"	.394" - .406"	.080" - .090"	.043-.037	.422
5/16-18	37983	.551-.562	.219	.624	.469-.457	.090-.080	.043-.037	.484
5/16-24	38156	.489-.500	.219	.624"	.457" - .469"	.080" - .090"	.043-.037	.484
3/8-16	37984	.612-.625	.250	.691	.531-.519	.090-.080	.043-.037	.547
3/8-24	38157	.612-.625	.250	.691	.531-.519	.090-.080	.043-.037	.547
7/16-14	37985	.736-.750	.312	.83	.656-.644	.090-.080	.043-.037	.672
7/16-20	38158	.736-.750	.312	.830"	.644"- .656"	.080" - .090"	.043-.037	.672
1/2-13	37986	.781-.812	.375	.898	.719-.707	.090-.080	.043-.037	.734
1/2-20	38159	.781-.812	.375	.898	.719-.707	.090-.080	.043-.037	.734
5/8-11	37987	.909-.938	.438	1.051	.781-.769	.090-.080	.043-.037	.797
5/8-18	38160	.909-.938	.438	1.051"	.761" - .781"	.080" - .090"	.043-.037	.797

Hex Weld Nuts - High pilot height



Projection Weld Nuts are available with either three or six precision projections. The self locating pilot guides the nuts for automatic or hand feeding and protects the threads from possible weld spatter.

Size	Part No.	No. of Projections	Width	Thickness ± .010	Across Corners	Pilot Dia.	Pilot Ht.	Projected Ht.	Sheet Hole	UOM /100
1/4-20	0818997	3	.498-.500	.188	.556	.406-.394	.090-.080	.043-.037	.422	^
5/16-18	37983	3	.551-.562	.219	.624	.469-.457	.090-.080	.043-.037	.484	—
3/8-16	37984	3	.612-.625	.250	.691	.531-.519	.090-.080	.043-.037	.547	—
7/16-14	37985	3	.736-.750	.312	.83	.656-.644	.090-.080	.043-.037	.672	—
1/2-13	37986	3	.781-.812	.375	.898	.719-.707	.090-.080	.043-.037	.734	—

If its not on our shelf...we'll make it!
Ask the local store to quote your threaded and machined parts.

Weld Nuts

Weld Nuts Cont.

paulin®

Hex Weld Nuts - Low pilot height



Projection Weld Nuts are available with either three or six precision projections (on request). The self locating pilot guides the nuts for automatic or hand feeding and protects the threads from possible weld spatter.

Size	Part No.	No. of Projections	Width	Thickness ± .010	Across Corners	Pilot Dia.	Pilot Ht.	Projected Ht.	Sheet Hole	UOM /100
8-32	38161	3	.489-.500	.198-.178	.556"	.394-.406	.039-.045	.028-.022	.422	^—
10-32	38163	3	.489-.500	.198-.178	.556	.406-.394	.045-.394	.028-.022	.422	—
12-24	38164	3	.489-.500	.198-.178	.556"	.394-.406	.039-.045	.028-.022	.422	—
12-28	38165	3	.489-.500	.198-.178	.556"	.394-.406	.039-.045	.028-.022	.422	—
1/4-20	38166	3	.498-.500	.198-.178	.556	.406-.394	.045-.035	.028-.022	.422	—
1/4-28	38167	3	.489-.500	.198-.178	.556"	.394-.406	.035-.045	.028-.022	.422	—
5/16-18	38168	3	.551-.562	.228-.208	.624	.469-.457	.045-.035	.028-.022	.484	—
5/16-24	38169	3	.551-.562	.228-.208	.624"	.457-.469	.035-.045	.028-.022	.484	—
3/8-16	38170	3	.612-.625	.260-.240	.691"	.519-.531	.045-.055	.033-.027	.547	—
1/2-13	38174	3	.781-.812	.385-.365	.898"	.707-.719	.055-.065	.038-.032	.734	—

Bridge Weld Nuts

Bridge Weld Nuts are designed for bridging corners, depressions and where additional strength is required. The precision pilot facilitates easy location.

Size	Part No.	Width	Thickness	Length	Pilot Dia.	Pilot Ht.	Pilot Hole	UOM /100
10-24	38129	.453-.433	.098-.088	.890-.860	.244-.224	.042-.026	.250	^—
10-32	0124602	.453-.433	.098-.088	.890-.860	.244-.224	.042-.026	.250	—
1/4-20	0124603	.453-.433	.098-.088	1.015-.985	.307-.272	.042-.026	.312	—
1/4-20	38130	.520-.495	.130-.120	1.140-1.110	.307-.287	.062-.046	.312	—
5/16-18	38131	.655-.620	.145-.135	1.515-1.485	.369-.349	.092-.075	.375	—
3/8-16	38132	.655-.620	.145-.135	1.515-1.485	.448-.428	.102-.085	.453	—
1/2-13	38133	.827-.797	.192-.178	1.515-1.485	.599-.569	.102-.085	.609	—
M6x1.0	0124608	13.4-12.7	3.3-3.1	28.4-27.6	7.8-7.3	1.5-1.1	8.0	—
M8x1.25	0192609	16.4-15.7	3.7-3.5	38.4-37.6	9.4-8.9	2.3-1.9	9.6	—

Dual Tapped Weld Nuts

Dual Tapped Weld Nuts reduce cost by allowing the use of one instead of two parts. Accurate alignment is provided when two tapped holes are required in close proximity. Ideal for bridging two components.

Size	Part No.	Width	Thickness	Length	Pilot Dia.	Pilot Ht.	To End	Between Centers	UOM /100
6-32	0124610	.520-.495	.098-.088	1.390-1.360	.178" - .198"	.026" - .042"	.202-.172	.505-.495	^—
8-32	0124611	.520-.495	.098-.088	.890-.860	.193" - .213"	.026" - .042"	.202-.172	.505-.495	—
10-24	0124612	.520-.495	.098-.088	1.390-1.360	.224" - .244"	.026" - .042"	.202-.172	1.005-.995	—
10-24	0124613	.520-.495	.098-.088	1.890-1.860	.224" - .244"	.026" - .042"	.202-.172	1.505-1.495	—
10-32	0124614	.520-.495	.098-.088	1.140-1.110	.224" - .244"	.026" - .042"	.202-.172	.755-.745	—
10-32	0124615	.520-.495	.098-.088	1.390-1.360	.224" - .244"	.026" - .042"	.202-.172	1.005-.995	—
10-32	0124616	.520-.495	.098-.088	1.640-1.610	.224" - .244"	.026" - .042"	.202-.172	1.255-1.245	—
1/4-20	0124617	.520-.495	.130-.120	1.140-1.110	.287" - .307"	.046" - .062"	.265-.235	.630-.620	—
1/4-20	0124618	.520-.495	.130-.120	1.265-1.235	.287" - .307"	.046" - .062"	.265-.235	.755-.745	—
1/4-20	0124619	.520-.495	.130-.120	1.640-1.610	.287" - .307"	.046" - .062"	.265-.235	1.130-1.120	—
1/4-20	0124620	.520-.495	.130-.120	1.765-1.735	.287" - .307"	.046" - .062"	.265-.235	1.255-1.245	—
1/4-20	0124621	.520-.495	.130-.120	2.015-1.985	.287" - .307"	.046" - .062"	.265-.235	1.505-1.495	—
1/4-20	0124622	.520-.495	.130-.120	2.515-2.485	.287" - .307"	.046" - .062"	.265-.235	2.005-1.995	—
5/16-18	0124623	.655-.620	.145-.135	1.953-1.923	.349" - .369"	.076" - .092"	.296-.266	1.380-1.370	—
3/8-16	0124624	.655-.620	.145-.135	2.077-2.047	.428" - .448"	.086" - .102"	.359-.329	1.380-1.370	—

Weld Nuts Cont.

paulin®

2X Projection Weld Nuts

2x Projection weld nuts have two ribbed projections for equal welding strength. The depth of the pilot prevents shunting, eliminating the necessity of re-tapping damaged threads, and provides additional thread depth.

Size	Part No.	Width	Thickness	Length	Pilot Dia.	Pilot Ht.	Projection Width	Projection Ht.	Projection Lgth.	Sheet Hole	UOM /100
10-24	0124625	.390-.370	.098-.088	.640-.610	.224" - .244"	.026" - .042"	.089" - .099"	.010" - .014"	.079" - .109"	.250	^—
10-32	0124626	.390-.370	.098-.088	.640-.610	.224" - .244"	.026" - .042"	.089" - .099"	.010" - .014"	.079" - .109"	.250	—
1/4-20	0124627	.520-.495	.130-.120	.827-.797	.287" - .307"	.046" - .062"	.120" - .130"	.021" - .025"	.110" - .140"	.312	—
1/4-28	0124628	.520-.495	.130-.120	.827-.797	.287" - .307"	.046" - .062"	.120" - .130"	.021" - .025"	.110" - .140"	.312	—
5/16-18	0124629	.655-.620	.145-.135	.999-.969	.349" - .369"	.076" - .092"	.120" - .130"	.025" - .029"	.126" - .156"	.375	—
3/8-16	0124630	.655-.620	.145-.135	.999-.969	.428" - .448"	.086" - .102"	.120" - .130"	.025" - .029"	.126" - .156"	.453	—
1/2-13	0124631	.797-.734	.192-.178	1.140-1.110	.569" - .599"	.086" - .102"	.120" - .130"	.026" - .030"	.141" - .171"	.609	—
M6x1.0	0124632	13.4-12.7	3.3-3.1	21.0-20.2	7.8-7.3	1.1mm - 1.5mm	3.05mm - 3.30mm	.53mm - .64mm	2.8mm - 3.6mm	8.0	—
M8-1.25	0124633	16.4-15.7	3.7-3.5	25.4-24.6	8.9mm - 9.4mm	2.3-1.9	3.05mm - 3.30mm	.63mm - .74mm	3.2mm - 4.0mm	9.6	—

4X Projection Weld Nuts

4x Projection Weld Nuts have four precision projections positioned to provide proper seating for maximum weld strength. The large weld area provides for a high strength weld. The depth of pilot prevents shunting, eliminating the necessity of re-tapping damaged threads, and provides additional thread depth.

Size	Part No.	Width	Thickness	Length	Pilot Dia.	Pilot Ht.	Projection Width	Projection Ht.	Sheet Hole	UOM /100
10-24	38136	.453-.433	.098-.088	.640-.610	.224" - .244"	.026" - .046"	.085" - .095"	.013" - .017"	.250	^—
10-32	0124636	.453-.433	.098-.088	.640-.610	.224" - .244"	.026" - .042"	.085" - .095"	.013" - .017"	.250	—
1/4-20	38137	.520-.495	.098-.088	.827-.797	.272" - .307"	.026" - .046"	.120" - .130"	.018" - .022"	.312	—
5/16-18	38138	.655-.620	.130-.120	.999-.969	.369-.349	.076" - .092"	.145" - .155"	.025" - .035"	.375	—
3/8-16	38139	.655-.620	.130-.120	.999-.969	.448-.428	.102-.086	.155-.145	.035-.025	.453	—
1/2-13	38140	.797-.734	.192-.178	1.266-1.234	.569" - .599"	.086" - .102"	.166" - .176"	.030" - .040"	.609	—
M6x1.0	0124641	13.5-12.7	2.5-2.3	20.4-19.6	6.9mm - 7.4mm	1.1mm - 1.5mm	3.05mm - 3.30mm	.45mm - .56mm	7.6	—
M8x1.25	0124642	16.5-15.7	3.3-3.1	25.4-24.6	8.9mm - 9.4mm	2.3-1.9	3.70mm - 3.95mm	.71mm - .82mm	9.6	—
M10x1.5	0124643	16.5-15.7	3.3-3.1	25.4-24.6	11.4-10.9	2.3mm - 2.7mm	3.70mm - 3.95mm	.71mm - .82mm	12.2	—
M12x1.75	0124644	20.3-18.6	4.9-4.7	32.4-31.6	14.2mm - 13.7mm	2.3mm - 2.7mm	4.50-4.25	.86mm - .97mm	14.4	—

1X Projection Weld Nuts

1x Projection Weld Nuts have a large single projection, making them ideal for use with heavier gauge material, flat and curved surfaces. The self locating pilot assists positioning of the nut and provides extra thread depth.

Size	Part No.	Width	Thickness	Length	Pilot Dia.	Pilot Ht.	Projection Width	Projection Ht.	To End	Sheet Hole	UOM /100
10-32	0124645	.453-.433	.098-.088	.640-.610	.224" - .244"	.026" - .042"	.183" - .193"	.010" - .014"	.202-.172	.250	^—
1/4-20	38150	.520-.495	.130-.120	.827-.797	.307-.287	.062-.046	.224-.214	.025-.021	.265-.235	.312	—
1/4-28	0124647	.520-.495	.130-.120	.827-.797	.287" - .307"	.046" - .062"	.214" - .224"	.021" - .025"	.265-.235	.312	—
5/16-18	38151	.655-.620	.145-1.35	.999-.969	.369-.349	.092-.076	.317-.307	.029-.025	.296-.266	.375	—
3/8-16	38152	.655-.620	.145-.135	1.140-1.110	.448-.428	.102-.086	.317-.307	.029-.025	.359-.329	.453	—
M6x1.0	0124650	13.4-12.7	3.3-3.1	21.0-20.2	7.8-7.3	1.5-1.1	5.70-5.45	0.64-0.53	6.8-6.00	8.0	—
8-32	38148	.453-.433	.098-.088	.640-.610	.213-.193	.042-.026	.193-.183	.014-.010	.202-.172	.219	—
10-24	38149	.453-.433	.098-.088	.640-.610	.244-.224	.042-.026	.193-.183	.014-.010	.202-.172	.250	—
M8x1.25	0124649	16.4-15.7	3.7-3.5	25.4-24.6	8.9mm - 9.4mm	2.3-1.9	7.80mm - 8.05mm	.63mm - .74mm	7.50-6.70	9.6	—
M10-1.5	0124651	16.4-15.7	3.7-3.5	28.9-28.1	12.0-11.5	2.3mm - 2.7mm	7.80mm - 8.05mm	.63mm - .74mm	9.10-8.30	12.2	—

If its not on our shelf...we'll make it!
Ask the local store to quote your threaded and machined parts.

Weld Nuts, Weld Screws

Weld Nuts Cont.

paulin®

Retainer Weld Nuts

•Retainer Weld Nuts will "Float" to align off center screws

Plain

Part No.	Size	Base Lgth.	Base Width	Overall Ht.	Thick.	UOM /Ea
11102837	8-32	1-1/2"	1/2"	11/32"	.045	^—
11102838	10-24	1-1/2"	1/2"	11/32"	.045	—
11102839	10-32	1-1/2"	1/2"	11/32"	.045	—
11102840	1/4-20	1-3/4"	9/16"	7/16"	.050	—
11102841	1/4-28	1-3/4"	9/16"	7/16"	.050	—
11102842	5/16-18	2"	25/32"	33/64"	.050	—
11102843	5/16-24	2"	25/32"	33/64"	.050	—
11102844	3/8-16	2"	25/32"	33/64"	.050	—
11102845	3/8-24	2"	25/32"	33/64"	.050	—
11102846	1/2-13	2-1/4"	15/16"	33/64	.060	—

Zinc Plated

Part No.	Size	Base Lgth.	Base Width	Overall Ht.	Thick.	UOM /Ea
11102849	1/4-20	1-3/4"	9/16"	7/16"	.050	^—
11102850	5/16-18	2"	25/32"	33/64"	.050	—
11102851	3/8-16	2"	25/32"	33/64"	.050	—

Metric Plain

Part No.	Size	Base Lgth.	Base Width	Overall Ht.	Thick.	UOM /Ea
11102847	M6-1.0	1-1/2"	1/2"	11/32"	.045	^—
11102848	M8-1.25	2"	25/32"	17/32"	.055	—

Weld Screws

paulin®

Projection Weld Screws

Under Head

Projection Weld Screws have three precision projections located 120 degrees apart, under the head. Recommended for through hole applications.

Thread Size	Part No.	Length	Head Dia.	Head Thk.	Projection Dia.	Projection Ht.	UOM /100
8-32	0124653	3/4"	.365" - .385"	.058" - .068"	.065" - .075"	.023" - .027"	^—
8-32	0124654	1"	.365" - .385"	.058" - .068"	.065" - .075"	.023" - .027"	—
10-24	0124655	3/4"	.428" - .448"	.058" - .068"	.075" - .085"	.028" - .032"	—
10-24	0124656	1"	.429" - .448"	.059" - .068"	.076" - .085"	.029" - .032"	—
10-32	0124657	3/8"	.428" - .448"	.058" - .068"	.075" - .085"	.028" - .032"	—
10-32	0124658	1/2"	.428" - .448"	.058" - .068"	.075" - .085"	.028" - .032"	—
10-32	0124659	5/8"	.428" - .448"	.058" - .068"	.075" - .085"	.028" - .032"	—
10-32	0124660	3/4"	.428" - .448"	.058" - .068"	.075" - .085"	.028" - .032"	—
10-32	0124661	7/8"	.428" - .448"	.058" - .068"	.075" - .085"	.028" - .032"	—
10-32	0124662	1"	.428" - .448"	.058" - .068"	.075" - .085"	.028" - .032"	—
10-32	0124663	1-1/4"	.428" - .448"	.058" - .068"	.075" - .085"	.028" - .032"	—
1/4-20	0124664	3/8"	.550" - .575"	.073" - .083"	.095" - .105"	.038" - .042"	—
1/4-20	0124665	1/2"	.550" - .575"	.073" - .083"	.095" - .105"	.038" - .042"	—
1/4-20	0124666	5/8"	.550" - .575"	.073" - .083"	.095" - .105"	.038" - .042"	—
1/4-20	0124668	7/8"	.550" - .575"	.073" - .083"	.095" - .105"	.038" - .042"	—
1/4-20	0124667	3/4"	.550" - .575"	.073" - .083"	.095" - .105"	.038" - .042"	—
1/4-20	0124669	1"	.550" - .575"	.073" - .083"	.095" - .105"	.038" - .042"	—
1/4-20	0124670	1-1/4"	.550" - .575"	.073" - .083"	.095" - .105"	.038" - .042"	—
1/4-20	0124671	2"	.550" - .575"	.073" - .083"	.095" - .105"	.038" - .042"	—
5/16-18	0124672	5/8"	.550" - .575"	.073" - .083"	.095" - .105"	.038" - .042"	—
5/16-18	0124673	3/4"	.725" - .755"	.089" - .099"	.115" - .125"	.043" - .047"	—
5/16-18	0124674	1"	.725" - .755"	.089" - .099"	.115" - .125"	.043" - .047"	—
5/16-18	0124675	1-1/4	.755-.725	.099-.089	.125-.115	.047-.043	—
5/16-18	0124676	2"	.725" - .755"	.089" - .099"	.115" - .125"	.043" - .047"	—
3/8-16	0124677	3/4"	.850" - .880"	.104" - .114"	.125" - .135"	.048" - .052"	—
3/8-16	0124678	1"	.850" - .880"	.104" - .114"	.125" - .135"	.048" - .052"	—
3/8-16	0124679	1-1/4"	.850" - .880"	.104" - .114"	.125" - .135"	.048" - .052"	—
1/2-13	0124680	1"	.957" - 1.005"	.136" - .146"	.145" - .156"	.058" - .062"	—
1/2-13	0124681	1-1/4"	.957" - 1.005"	.136" - .146"	.145" - .156"	.058" - .062"	—
1/2-13	0124682	2"	.957" - 1.005"	.136" - .146"	.145" - .156"	.058" - .062"	—

On Top of Head

Projection weld screws have three precision projections located 120 degrees apart, on top of the head eliminating the need for holes in the mating surface. They are recommended where appearance is a requirement or where a hole in the mating surface is not desirable.

Part No.	Thread Size	Length	Head Dia.	Thickness	Projection Dia.	Projection Ht.	UOM /100
0124683	6-32	1/4"	.240" - .260"	.046-.036	.045" - .055"	.018" - .022"	^—
0124684	6-32	5/8"	.240" - .260"	.046-.036	.045" - .055"	.018" - .022"	—
0124685	6-32	3/4"	.240" - .260"	.046-.036	.045" - .055"	.018" - .022"	—
0124686	6-32	1"	.240" - .260"	.046-.036	.045" - .055"	.018" - .022"	—
0124687	8-32	1/4"	.303" - .323"	.052-.042	.065" - .075"	.023" - .027"	—
0124688	8-32	3/8"	.303" - .323"	.052-.042	.065" - .075"	.023" - .027"	—
0124689	10-24	1/2"	.365" - .385"	.068-.058	.075" - .085"	.028" - .032"	—
0124690	10-24	5/8"	.365" - .385"	.068-.058	.075" - .085"	.028" - .032"	—
0124691	10-32	1/2"	.365" - .385"	.068-.058	.075" - .085"	.028" - .032"	—
0124692	10-32	1"	.365" - .385"	.068-.058	.075" - .085"	.028" - .032"	—
0124693	1/4-20	1/2"	.485" - .510"	.083-.073	.095" - .105"	.038" - .042"	—
0124694	1/4-20	3/4"	.485" - .510"	.083-.073	.095" - .105"	.038" - .042"	—
0124695	5/16-18	3/4"	.605" - .630"	.099-.089	.115" - .125"	.043" - .047"	—
0124696	5/16-18	1-1/4"	.605" - .630"	.099-.089	.115" - .125"	.043" - .047"	—
0124697	3/8-16	3/4"	.725" - .755"	.114-.104	.125" - .135"	.048" - .052"	—
0124698	3/8-16	1-1/8"	.725" - .755"	.114-.104	.125" - .135"	.048" - .052"	—

Weld Screws Cont.

paulin®

Ring Projection

Ring Projection Weld Screws have a 360 degree ring to provide a circular leak proof seal. The large weld area gives additional weld strength. The solid ring is also useful when welding to screening, perforate tubing or cross wires.

Thread Size	Part No.	Length	Head Dia.	Thickness	Projection Width	Projection Ht.	UOM /100
10-32	0124699	3/4"	.550" - .575"	.083-.073	.048	.021" - .027"	^
1/4-20	0124700	1"	.550" - .575"	.083-.073	.048	.021" - .027"	—
1/4-20	0124701	3/4"	.550" - .575"	.083-.073	.048	.021" - .027"	—
5/16-18	0124702	3/4"	.725" - .755"	.099-.089	.060	.027" - .033"	—
3/8-16	0124703	1"	.725" - .755"	.099-.089	.060	.027" - .033"	—

Projection Weld Pins

Part No.	Size	Length	Body Dia.	Head Dia.	Thickness	Projection Dia.	Projection Ht.
0124720	.190	3/8"	.190-.185	.490" - .510"	.073" - .083"	.085" - .095"	.033" - .037"
0124722	.190	5/8"	.190-.185	.490" - .510"	.073" - .083"	.085" - .095"	.033" - .037"
0124723	.190	1"	.190-.185	.490" - .510"	.073" - .083"	.085" - .095"	.033" - .037"
0124724	.250	5/8"	.250-.244	.610" - .635"	.073" - .083"	.095" - .105"	.038" - .042"
0124725	.250	1"	.250-.244	.610" - .635"	.073" - .083"	.095" - .105"	.038" - .042"
0124726	.250	1-1/4"	.250-.244	.610" - .635"	.073" - .083"	.095" - .105"	.038" - .042"
0124727	.277	3/4"	.277-.271	.725" - .755"	.089" - .099"	.115" - .125"	.043" - .047"
0124728	.277	1"	.277-.271	.725" - .755"	.089" - .099"	.115" - .125"	.043" - .047"
0124729	.335	5/8"	.335-.328	.850" - .880"	.104" - .114"	.125" - .135"	.048" - .052"
0124730	.335	1"	.335-.328	.850" - .880"	.104" - .114"	.125" - .135"	.048" - .052"

Projection Spaded Weld Screws

Thread Size	Part No.	Length	Thread Lgth.	Spade Width	Thickness	Spade Lgth.	Projection Dia.	Projection Ht.
1/4-20	0124705	1-1/4"	1/4	.375"	.099-.089	.750"	.155" - .165"	.021" - .027"
1/4-20	0124706	1-1/2"	1/2	.375"	.099-.089	.750"	.155" - .165"	.021" - .027"
1/4-20	0124707	2"	1	.375"	.099-.089	.750"	.155" - .165"	.021" - .027"
3/8-16	0124709	2"	5/8	.531"	.161-.151	1.000"	.215" - .225"	.032" - .038"
3/8-16	0124710	3"	1-3/8	.531"	.161-.151	1.000"	.215" - .225"	.032" - .038"

Spot Weld Screws

Spot Weld Screws have a flat spade at 90 degrees to the threads. The flat spade surface permits the use of various electrode tips often utilizing the same settings and equipment used for other spot welds. This part may be welded to or through other metal surfaces. May be used in confined areas or where an offset is required.

Thread Size	Part No.	Overall Lgth.	Spade Width	Spade Thk.	Spade Lgth.	UOM /100
8-32	0124711	1	.250"	.067-.057	.500"	^
8-32	0124712	1-1/2	.250"	.067-.057	.500"	—
10-24	0124713	1/2	.312"	.068-.058	.688"	—
10-24	0124714	3/4	0.312	.068-.058	.688	—
1/4-20	0124715	1/2	0.312	.068-.058	.688	—
1/4-20	0124716	3/4	0.375	.099-.089	.750	—
1/4-20	0124717	1	0.375	.099-.089	.750	—
5/16-18	0124718	1-1/2	.437"	.130-.120	.875"	—
5/16-18	0124719	2	.437"	.130-.120	.875"	—

Anchors

Headed Concrete Anchors

Low Carbon Steel

Designed for welding to flat surfaces or welding in the fillet or to the heel of angles. Weld ferrules sold separately. Concrete anchors are also available in longer lengths and in 302, 304, and 316 stainless steel.

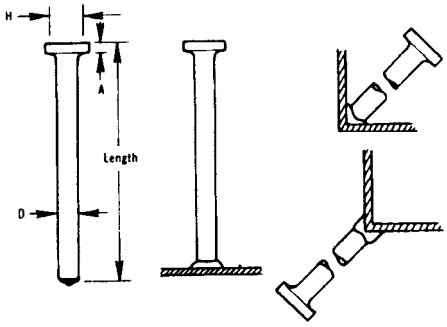

Size	Pkg. Qty.	Case Qty.	Part No.	Wt./100	UOM /100
1/4x1-1/8	100	3000	35000	2.30	^
1/4x2-11/16	100	1500	35001	4.30	—
1/4x4-1/8	100	1000	35003	6.50	—
3/8x1-3/8	100	1000	35005	6.70	—
3/8x2-1/8	100	1000	35007	9.10	—
3/8x3-1/8	50	600	35009	12.20	—
3/8x4-1/8	50	400	35010	14.80	—
3/8x6-1/8	50	250	35012	21.60	—
1/2x2-1/8	50	500	35013	16.80	—
1/2 x 2-1/8	10	500	35015	16.80	—
1/2x2-5/8	50	400	35016	19.80	—
1/2x3-1/8	50	325	35017	22.50	—
1/2x4-1/8	25	250	35018	28.00	—
1/2x5-5/16	25	200	35019	34.00	—
1/2x6-1/8	25	150	35020	39.30	—
1/2x8-1/8	25	200	35021	50.40	—
5/8x4-3/16	25	150	35028	44.00	—
5/8x5-3/16	25	125	35030	52.00	—
5/8x6-3/16	25	100	35031	62.00	—
5/8x8	25	100	35033	79.30	—

Studs

Shear Connector Studs

Low Carbon Steel

Designed to effectively tie the concrete to the steel beams and to resist shear loadings between the concrete slab and the steel beam in composite construction. Weld ferrules sold separately. Shear connectors are also available in longer lengths and in 302, 304, and 316 stainless steel.

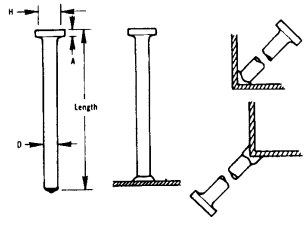

Size	Pkg. Qty.	Case Qty.	Part No.	Wt./100	UOM /100
3/4x3-3/16	25	150	35035	48.00	^
3/4x3-7/8	25	125	35037	56.80	—
3/4x4-3/16	25	125	35038	60.00	—
3/4x5-3/16	25	100	35042	74.00	—
3/4x5-7/8	25	100	35044	80.00	—
3/4x6-3/16	25	100	35045	85.00	—
3/4x7-3/16	25	100	35046	102.00	—
3/4x8-3/16	25	100	35047	111.20	—
3/4x10-3/16	25	50	35049	137.30	—

If its not on our shelf...we'll make it!
Ask the local store to quote your threaded and machined parts.

Studs, Hex Head Cap Screws

Studs Cont.

Weld Stud Ferrules

Designed to protect the zone around the weld stud during welding. Flat ferrule is recommended when welding to a flat surface. The angled ferrule is used when welding to the heel or in the fillet of angle iron. Order ferrule desired with corresponding studs above.

Size	Part No.	Pkg. Qty.	Case Qty.
3/8 Flat	34980	100	6000
1/2 Flat	34981	50	3500
5/8 Flat	34982	25	1700
3/4 Flat	34983	25	1000
1/2 Angle	34991	25	1000
5/8 Angle	34992	25	1000
3/4 Angle	34993	25	1000
ThruDeck1/2	0159821	25	1000
ThruDeck5/8	0159822	25	1000
ThruDeck3/4	0159823	25	1000

Hex Head Cap Screws

Grade 18-8 and Grade 316 Hex Head Cap Screws

Coarse and Fine Thread



Grade 18-8 Stainless Steel is a type of austenitic stainless steel that contains approximately 18% chromium and 8% nickel. They are not hardenable by heat treatment and offer a high degree of corrosion resistance. Primarily, they are non-magnetic; however, parts may become slightly magnetic after cold-working. Grades of stainless steels in the 18-8 series include, but are not limited to; 302, 303, 304 and XM7.

Grade 316 Stainless Steel is an austenitic stainless steel that has an improved corrosion resistance, when compared to Grade 18-8, especially when exposed to seawater. The addition of molybdenum gives the steel better resistance to surface pitting. Grade 316 also has higher tensile and creep value strengths at elevated temperatures than other austenitic alloys.

1/4"-20
Wrench Size: 7/16

Length	Pkg. Qty.	Case Qty.	Grade 18-8 Part No.	Grade 18-8 UOM /100	Grade 316 Part No.	Grade 316 UOM /100
3/8	50	5000	70000	^—		
1/2	50	5000	70001	—	77001	—
5/8	50	4800	70002	—	77002	—
3/4	50	4000	70003	—	77003	—
7/8	50	4000	70004	—	77004	—
1	50	3000	70005	—	77005	—
1-1/4	50	2800	70007	—	77007	—
1-1/2	50	2200	70009	—	77009	—
1-3/4	50	1800	70010	—	77010	—
2	25	1600	70011	—	77011	—
2-1/4	25	1300	70012	—	77012	—
2-1/2	25	1100	70013	—	77013	—
2-3/4	25	900	70014	—	77014	—
3	25	900	70015	—	77015	—
3-1/4	25	800	70016	—	77016	—
3-1/2	25	750	70017	—	77017	—
3-3/4	25	700	70018	—	77018	—
4	10	600	70019	—	77019	—
4-1/2	10	600	70021	—	77021	—

1/4"-20 Cont.
Wrench Size: 7/16

Length	Pkg. Qty.	Case Qty.	Grade 18-8 Part No.	Grade 18-8 UOM /100	Grade 316 Part No.	Grade 316 UOM /100
5	10	500	70023	—	77023	—
5-1/2	10	500	70024	—	77024	—
6	10	450	70025	—	77025	—
6-1/2	5	450	70026	—		
7	5	400	70027	—	77027	—
7-1/2	5	400	0174900	—		
8"	5	400	0172405	—		

1/4"-28
Wrench Size: 7/16

Length	Pkg. Qty.	Case Qty.	Grade 18-8 Part No.	Grade 18-8 UOM /100	Grade 316 Part No.	Grade 316 UOM /100
1/2	50	5000	70039	^—	77039	^—
5/8	50	4800	70040	—	77040	—
3/4	50	4000	70041	—	77041	—
1	50	3000	70042	—	77042	—
1-1/4	50	2800	70043	—	77043	—
1-1/2	50	2200	70044	—	77044	—
1-3/4	50	1800	70045	—	77045	—
2	25	1600	70046	—	77046	—
2-1/4	25	1300	70036	—		
2-1/2	25	1100	70047	—	77047	—
2-3/4	25	900	70037	—		
3	25	900	70048	—	77048	—
3-1/2	25	750	70038	—		
4"	10	500	0172799	—		
6"	10	350	0172802	—		

5/16"-18
Wrench Size: 1/2

Length	Pkg. Qty.	Case Qty.	Grade 18-8 Part No.	Grade 18-8 UOM /100	Grade 316 Part No.	Grade 316 UOM /100
1/2	50	3100	70051	^—	77051	^—
5/8	50	2800	70052	—	77052	—
3/4	50	2600	70053	—	77053	—
7/8	50	2400	70054	—	77054	—
1	50	2200	70055	—	77055	—
1-1/4	50	1800	70057	—	77057	—
1-1/2	50	1500	70059	—	77059	—
1-3/4	50	1300	70060	—	77060	—
2	25	1100	70061	—	77061	—
2-1/4	25	900	70062	—	77062	—
2-1/2	25	800	70063	—	77063	—
2-3/4	25	750	70064	—	77064	—
3	25	700	70065	—	77065	—
3-1/4	25	600	70066	—	77066	—
3-1/2	10	550	70067	—	77067	—
3-3/4	25	500	70068	—	77068	—
4	10	450	70069	—	77069	—
4-1/2	10	400	70071	—	77071	—
5	10	300	70073	—	77073	—
5-1/2	10	300	70074	—	77074	—
6	10	300	70075	—	77075	—
6-1/2	5	300	70076	—		
7	5	300	70077	—	77077	—
8"	5	300	0172265	—		

5/16"-24
Wrench Size: 1/2

Length	Pkg. Qty.	Case Qty.	Grade 18-8 Part No.	Grade 18-8 UOM /100	Grade 316 Part No.	Grade 316 UOM /100
1/2	50	3100	70086	^—		
5/8	50	2800	70090	—	77090	—
3/4	50	2600	70091	—	77091	—
7/8	50	2400	70087	—		
1	50	2200	70092	—	77092	—
1-1/4	50	1800	70093	—	77093	—
1-1/2	50	1500	70094	—	77094	—
1-3/4	50	1300	70095	—	77095	—
2	25	1100	70096	—	77096	—
2-1/4	25	900	70088	—		
2-1/2	25	800	70097	—	77097	—
2-3/4	25	750	70089	—		
3	25	700	70098	—	77098	—
3-1/2	25	700	70099			
4-1/2"	25	650	0172807	—		
5"	25	600	0172808	—		
6"	25	550	0174912	—		

3/8"-16
Wrench Size: 9/16

Length	Pkg. Qty.	Case Qty.	Grade 18-8 Part No.	Grade 18-8 UOM /100	Grade 316 Part No.	Grade 316 UOM /100
1/2	25	2100	70101	^—	77101	^—
5/8	25	1900	70102	—	77102	—
3/4	25	1800	70103	—	77103	—
7/8	25	1600	70104	—	77104	—
1	25	1500	70105	—	77105	—
1-1/4	25	1300	70107	—	77107	—
1-1/2	25	1100	70109	—	77109	—
1-3/4	25	900	70110	—	77110	—
2	10	800	70111	—	77111	—
2-1/4	10	700	70112	—	77112	—
2-1/2	10	600	70113	—	77113	—
2-3/4	10	550	70114	—	77114	—
3	10	500	70115	—	77115	—
3-1/4	10	425	70116	—	77116	—
3-1/2	10	400	70117	—	77117	—
3-3/4	10	350	70118	—	77118	—
4	5	325	70119	—	77119	—
4-1/2	5	300	70121	—	77121	—
5	5	300	70123	—	77123	—
5-1/2	5	250	70124	—	77124	—
6	5	250	70125	—	77125	—
6-1/2	1	250	70126	—	77126	—
7	1	250	70127	—	77127	—
7-1/2	1	200	70128	—		
8"	1	150	70129	—	0172277	—
9"	10	100	0172279	—	0178277	—
10"	10	100	0172273	—	0178278	—
11"	10	100	0174917	—		

3/8"-24
Wrench Size: 9/16

Length	Pkg. Qty.	Case Qty.	Grade 18-8 Part No.	Grade 18-8 UOM /100	Grade 316 Part No.	Grade 316 UOM /100
1/2	25	2100	70133	^—		
5/8	25	1900	70140	—	77140	—
3/4	25	1800	70141	—	77141	—
7/8	25	1600	70134	—		
1	25	1500	70142	—	77142	—
1-1/4	25	1300	70143	—	77143	—
1-1/2	25	1100	70144	—	77144	—
1-3/4	25	900	70145	—	77145	—
2	10	800	70146	—	77146	—
2-1/4	10	700	70136	—		
2-1/2	10	600	70147	—	77147	—
2-3/4	10	550	70137	—		
3	10	500	70148	—	77148	—
3-1/2	10	400	70138	—		
4	5	325	70139	—		

Hex Head Cap Screws Cont.

7/16"-14
Wrench Size: 5/8

Length	Pkg. Qty.	Case Qty.	Grade 18-8 Part No.	Grade 18-8 UOM /100	Grade 316 Part No.	Grade 316 UOM /100
3/4	10	1200	70153	^	77153	^
1	10	950	70155	—	77155	—
1-1/4	10	950	70157	—	77157	—
1-1/2	10	750	70159	—	77159	—
1-3/4	10	650	70160	—	77160	—
2	5	600	70161	—	77161	—
2-1/4	5	500	70162	—	77162	—
2-1/2	5	450	70163	—	77163	—
2-3/4	5	450	70164	—	77164	—
3	5	400	70165	—	77165	—
3-1/4	5	350	70166	—		
3-1/2	5	300	70167	—	77167	—
4	1	250	70169	—	77169	—
4-1/2	1	225	70171	—	77171	—
5	1	175	70173	—	77173	—
5-1/2	1	175	70174	—		
6	1	175	70175	—	77175	—

7/16"-20
Wrench Size: 5/8

Length	Pkg. Qty.	Case Qty.	Grade 18-8 Part No.	Grade 18-8 UOM /100	Grade 316 Part No.	Grade 316 UOM /100
3/4	10	1200	70191	^	77191	^
1	10	950	70192	—	77192	—
1-1/4	10	950	70193	—	77193	—
1-1/2	10	750	70194	—	77194	—
1-3/4	10	650	70195	—	77195	—
2	5	600	70196	—	77196	—
2-1/4	5	500	70199	—		
2-1/2	5	450	70197	—	77197	—
3	5	400	70198	—	77198	—
3-1/2"	5	350	0172414	—		
4-1/2"	5	350	0172415	—		
5"	5	300	0172416	—		
6"	5	250	0172418	—		

1/2"-13
Wrench Size: 3/4

Length	Pkg. Qty.	Case Qty.	Grade 18-8 Part No.	Grade 18-8 UOM /100	Grade 316 Part No.	Grade 316 UOM /100
3/4	10	750	70203	^	77203	^
1	10	750	70205	—	77205	—
1-1/4	10	650	70207	—	77207	—
1-1/2	10	525	70209	—	77209	—
1-3/4	10	500	70210	—	77210	—
2	5	450	70211	—	77211	—
2-1/4	5	400	70212	—	77212	—
2-1/2	5	325	70213	—	77213	—
2-3/4	5	300	70214	—	77214	—
3	5	250	70215	—	77215	—
3-1/4	5	250	70216	—	77216	—
3-1/2	5	250	70217	—	77217	—
3-3/4	5	200	70218	—	77218	—
4"	1	200	70219	—	77219	—
4-1/2"	1	175	70221	—	77221	—
5"	1	150	70223	—	77223	—
5-1/2"	1	150	70224	—	77224	—
6"	1	150	70225	—	77225	—
6-1/2	1	150	70226	—	77226	—
7	1	150	70227	—	77227	—
7-1/2"	1	100	70228	—	0172310	—
8"	1	100	70229	—		
9"	1	75	70231	—	0178286	—
10"	1	75	70233	—	0178288	—
11"	1	50	0174925	—	0178290	—
12"	1	50	0172297	—	0178292	—
14"	1	50	0174929	—		

1/2"-20
Wrench Size: 3/4

Length	Pkg. Qty.	Case Qty.	Grade 18-8 Part No.	Grade 18-8 UOM /100	Grade 316 Part No.	Grade 316 UOM /100
3/4	10	750	70241	^	77241	^
1	10	750	70242	—	77242	—
1-1/4	10	650	70243	—	77243	—
1-1/2	10	525	70244	—	77244	—
1-3/4	10	500	70245	—	77245	—
2	5	450	70246	—	77246	—
2-1/4	5	400	70250	—		
2-1/2	5	325	70247	—	77247	—
2-3/4	5	300	70249	—		
3	5	250	70248	—	77248	—
3-1/2	5	250	70251	—		
4	1	200	70252	—		
4-1/2	1	175	70253	—		
5-1/2	1	150	0172316	—		
6	1	150	0172317	—		

9/16"-12
Wrench Size: 13/16

Length	Pkg. Qty.	Case Qty.	Grade 18-8 Part No.	Grade 18-8 UOM /100	Grade 316 Part No.	Grade 316 UOM /100
1	10	500	70255	^	77256	^
1-1/4	10	500	70257	—	77257	—
1-1/2	10	400	70259	—	77259	—
1-3/4	10	375	70260	—	77260	—
2	5	350	70261	—	77261	—
2-1/4	5	300	70262	—	77262	—
2-1/2	5	300	70263	—	77263	—
3	5	225	70265	—	77265	—
3-1/2	5	175	70267	—	77267	—
4	1	150	70269	—	77269	—
4-1/2	1	125	70271	—	77271	—
5"	1	125	70273	—	77273	—
6"	1	100	70275		77275	—
8"	1	100	70279	—	77279	—
9"	1	75	70281	—	77281	—
10	1	50	70283	—	77283	—

5/8"-11
Wrench Size: 15/16

Length	Pkg. Qty.	Case Qty.	Grade 18-8 Part No.	Grade 18-8 UOM /100	Grade 316 Part No.	Grade 316 UOM /100
1	5	400	70305	^	77305	^
1-1/4	5	350	70307	—	77307	—
1-1/2	5	300	70309	—	77309	—
1-3/4	5	300	70310	—	77310	—
2"	1	250	70311	—	77311	—
2-1/4"	1	225	70312	—	77312	—
2-1/2"	1	200	70313	—	77313	—
2-3/4"	1	200	70314	—	77314	—
3"	1	175	70315	—	77315	—
3-1/4"	1	150	70316	—	77316	—
3-1/2"	1	150	70317	—	77317	—
3-3/4	1	125	70318	—	77318	—
4"	1	125	70319	—	77319	—
4-1/2"	1	100	70321	—	77321	—
5"	1	90	70323	—	77323	—
5-1/2"	1	75	70324	—	77324	—
6"	1	75	70325	—	77325	—
6-1/2	1	70	70326	—	77326	—
7	1	70	70327	—	77327	—
7-1/2	1	60	70328	—	77328	—
8	1	60	70329	—	77329	—
9	1	60	70331	—	77331	—
10	1	60	70333	—	77333	—
11"	1	50	0172320	—	0178298	—
12"	1	50	0172322	—	0178300	—
14"	1	50	0174940	—		

5/8"-18
Wrench Size: 15/16

Length	Pkg. Qty.	Case Qty.	Part No.	UOM /100
1	5	400	77340	^
1-1/4	5	350	77341	—
1-1/2	5	300	77342	—
1-3/4	5	300	77343	—
2	1	250	77344	—
2-1/4	1	225	70348	—
2-1/2	1	200	77345	—
2-3/4	1	200	70349	—
3	1	175	77346	—
3-1/2	1	150	77347	—
4	1	125	70350	—
4-1/2	1	100	70351	—
5"	1	75	0172426	—
6"	1	75	0172427	—

3/4"-10
Wrench Size: 1-1/8

Length	Pkg. Qty.	Case Qty.	Grade 18-8 Part No.	Grade 18-8 UOM /100	Grade 316 Part No.	Grade 316 UOM /100
1	5	250	70355	^	77355	^
1-1/4	5	225	70357	—	77357	—
1-1/2	5	200	70359	—	77359	—
1-3/4	5	200	70360	—	77360	—
2"	1	180	70361	—	77361	—
2-1/4"	1	150	70362	—	77362	—
2-1/2"	1	140	70363	—	77363	—
2-3/4"	1	130	70364	—	77364	—
3"	1	120	70365	—	77365	—
3-1/4"	1	110	70366	—	77366	—
3-1/2"	1	100	70367	—	77367	—
3-3/4"	1	90	70368	—	77368	—
4"	1	85	70369	—	77369	—
4-1/2"	1	80	70371	—	77371	—
5"	1	65	70373	—	77373	—
5-1/2"	1	60	70374	—	77374	—
6"	1	60	70375	—	77375	—
6-1/2	1	60	70376	—	77376	—
7	1	60	70377	—	77377	—
7-1/2	1	60	70378	—	77378	—
8	1	60	70379	—	77379	—
9	1	60	70381	—	77381	—
10	1	50	70383	—	77383	—

3/4"-16
Wrench Size: 1-1/8

Length	Pkg. Qty.	Case Qty.	Part No.	UOM /100
1	5	250	70390	^
1-1/4	5	225	70391	—
1-1/2	5	200	70392	—
1-3/4	5	200	70393	—
2	1	180	70394	—
2-1/4	1	150	70398	—
2-1/2	1	140	70395	—
3	1	120	70396	—
3-1/2	1	100	70397	—
4	1	85	70400	—
4-1/2"	1	80	70401	—
5"	1	65	70402	—

If its not on our shelf...we'll make it!
Ask the local store to quote your threaded and machined parts.

Hex Head Cap Screws

Hex Head Cap Screws Cont.

7/8"-9
Wrench Size: 1-5/16

Length	Pkg. Qty.	Case Qty.	Grade 18-8 Part No.	Grade 18-8 UOM /100	Grade 316 Part No.	Grade 316 UOM /100
1-1/2	5	140	70409	^	77409	^
1-3/4	5	130	70410	—	77410	—
2"	1	120	70411	—	77411	—
2-1/4	1	110	70412	—	77412	—
2-1/2"	1	105	70413	—	77413	—
2-3/4	1	90	70414	—	77414	—
3"	1	90	70415	—	77415	—
3-1/4	1	80	70416	—	77416	—
3-1/2"	1	70	70417	—	77417	—
3-3/4	1	65	70418	—	77418	—
4"	1	60	70419	—	77419	—
4-1/2	1	60	70421	—	77421	—
5	1	50	70423	—	77423	—
5-1/2	1	45	70424	—	77424	—
6	1	45	70425	—	77425	—
6-1/2	1	45	70426	—	77426	—
7	1	45	70427	—	77427	—
7-1/2	1	45	70428	—	77428	—
8	1	40	70429	—	77429	—
9	1	40	70431	—	77431	—
10	1	40	70433	—	77433	—

1"-8
Wrench Size: 1-1/2

Length	Pkg. Qty.	Case Qty.	Grade 18-8 Part No.	Grade 18-8 UOM /100	Grade 316 Part No.	Grade 316 UOM /100
1-1/4	1	120	0172348	^		
1-1/2	1	110	70459	—	77459	—
1-3/4	1	100	70460	—	77460	—
2	1	90	70461	—	77461	—
2-1/4	1	85	70462	—	77462	—
2-1/2	1	80	70463	—	77463	—
2-3/4	1	70	70464	—	77464	—
3	1	65	70465	—	77465	—
3-1/4	1	60	70466	—	77466	—
3-1/2	1	60	70467	—	77467	—
3-3/4	1	50	70468	—	77468	—
4	1	50	70469	—	77469	—
4-1/2	1	40	70471	—	77471	—
5	1	40	70473	—	77473	—
5-1/2	1	35	70474	—	77474	—
6	1	35	70475	—	77475	—
6-1/2	1	35	70476	—	77476	—
7	1	35	70477	—	77477	—
8	1	30	70479	—	77479	—
9	1	30	70481	—	77481	—
10	1	30	70483	—	77483	—
12"	1	30	0172436	—	0178317	—
14"	1	25	0174971	—		
16"	1	25	0174973	—		

1-1/8"-7
Wrench Size: 1-11/16

Length	Pkg. Qty.	Case Qty.	Grade 18-8 Part No.	Grade 18-8 UOM /100	Grade 316 Part No.	Grade 316 UOM /100
2	1	50	70511	^	77511	^
2-1/4	1	50			77513	—
2-1/2	1	50	70513	—		
2-3/4"	1	50			77514	—
3	1	40	70515	—	77515	—
3-1/2	1	40	70517	—	77517	—
4	1	40	70519	—	77519	—
4-1/2	1	35	70520	—	77521	—
5	1	30	70521	—	77523	—
5-1/2	1	25	70522	—	77524	—
6	1	25	70523	—	77525	—
6-1/2	1	25	70524	—		
7	1	25	70525	—	77527	—
8"	1	25	0172358	—	77529	—
9"	1	20	0172440	—		
10"	1	20	0174975	—		

1-1/4"-7
Wrench Size: 1-7/8

Length	Pkg. Qty.	Case Qty.	Grade 18-8 Part No.	Grade 18-8 UOM /100	Grade 316 Part No.	Grade 316 UOM /100
2	1	40	70561	^	77561	^
2-1/2	1	40	70563	—	77563	—
3	1	35	70565	—	77565	—
3-1/2	1	35	70567	—	77567	—
4	1	30	70569	—	77569	—
4-1/2	1	30	70571	—	77571	—
5	1	25	70573	—	77573	—
5-1/2	1	20	70574	—	77574	—
6	1	20	70575	—	77575	—
6-1/2	1	20	70576	—	77576	—
7	1	20	70577	—	77577	—
8	1	18	70579	—	77579	—
9	1	18	70581	—	77581	—
10	1	18	70583	—	77583	—

1-1/2"-6
Wrench Size: 2-1/16

Length	Pkg. Qty.	Case Qty.	18-8 Grade Part No.	18-8 Grade UOM /100
3	1	25	70530	^
3-1/2	1	25	70531	—
4	1	20	70532	—
4-1/2	1	20	70533	—
5	1	19	70534	—
5-1/2	1	17	70535	—
6	1	16	70536	—
7	1	14	70538	—

Grade A193 B8 Heavy Hex Bolts

A Grade 304 Stainless Steel used for high temperature applications. This material has been carbide solution treated (Annealed).

3/8"-16

Length	Pkg. Qty.	Case Qty.	Part No.	UOM /100
1"	25	1400	0175827	^
1-1/4	25	1000	0175828	—
2"	10	700	0175829	—
2-1/4	10	600	0175830	—
2-1/2	10	500	0175831	—
2-3/4	25	450	0175832	—
3"	10	400	0175833	—
3-1/4	10	350	0175834	—
3-1/2	10	325	0175835	—
3-3/4	10	300	0175836	—
4"	5	300	0175837	—

1/2"-13

Length	Pkg. Qty.	Case Qty.	Part No.	UOM /100
1"	10	650	0172290	^
1-1/4"	10	600	0175838	—
1-1/2"	10	500	0172292	—
1-3/4"	10	425	0172294	—
2"	10	400	0172299	—
2-1/2"	10	300	0175839	—
2-3/4"	10	275	0175840	—
3-1/4"	5	250	0175841	—
3-1/2"	5	200	0175842	—
3-3/4"	5	200	0175843	—
4"	5	175	0175844	—

5/8"-11

Length	Pkg. Qty.	Case Qty.	Part No.	UOM /100
1-1/2"	10	300	0175845	^
1-3/4"	10	300	0172319	—
2"	10	250	0175846	—
2-1/4"	5	225	0175847	—
2-1/2"	5	200	0175848	—
2-3/4"	5	200	0175849	—
3	1	175	0172350	—
3-1/2"	1	150	0175851	—
3-3/4"	1	125	0172326	—
4"	1	125	0175852	—

3/4"-10

Length	Pkg. Qty.	Case Qty.	Part No.	UOM /100
1-1/2	5	200	0175853	^
1-3/4	5	200	0175854	—
2"	1	180	0175855	—
2-1/4	1	150	0175856	—
2-1/2	1	140	0175857	—
2-3/4	1	130	0175858	—
3"	1	120	0172336	—
3-1/4	1	110	0175859	—
3-1/2	1	100	0175860	—
3-3/4	1	90	0175861	—
4"	1	85	0175862	—
4-1/2	1	80	0172338	—

Hex Head Cap Screws Cont.

Grade A193 B8M Heavy Hex Bolts

A Grade 316 Stainless Steel used for high temperature applications. This material has been carbide solution treated (Annealed).

1/2"-13

Length	Pkg. Qty.	Case Qty.	Part No.	UOM /100
1"	10	650	0172289	^
1-1/4"	10	600	0178332	—
1-1/2"	10	500	0172293	—
2"	10	400	0178333	—
2-1/4"	10	350	0178334	—
2-1/2"	10	300	0178335	—
3"	5	250	0172300	—
3-1/2"	5	200	0178336	—

5/8"-11

Length	Pkg. Qty.	Case Qty.	Part No.	UOM /100
2"	10	250	0178337	^
2-1/4"	5	225	0178338	—
2-1/2"	5	200	0178339	—
3"	1	175	0172324	—
3-1/2"	1	150	0178340	—

3/4"-10

Length	Pkg. Qty.	Case Qty.	Part No.	UOM /100
2"	1	180	0178341	^
2-1/2	1	140	0178342	—
2-3/4	1	130	0172335	—
3"	1	120	0178343	—
4"	1	85	0178344	—
4-1/2	1	80	0172338	—

Drilled Head 18-8 Stainless Steel Hex Cap Screws

1/4"-20
Wrench Size: 7/16

Length	Part No.	UOM /Ea
1/2	11100447	^
3/4	11100448	—
1	11100449	—
1-1/2	11100450	—

5/16"-18
Wrench Size: 1/2

Length	Part No.	UOM /Ea
3/4	11100451	^
1	11100452	—
1-1/2	11100453	—

3/8" Diameter
Wrench Size: 1/2

Length	Part No.	UOM /E
3/4	11100454	^
1	11100455	—
1-1/2	11100456	—

Hex Cap Screws - with Nylon Patch

18-8 Stainless Steel

1/4-20 Diameter
Wrench Size 7/16

Length	Pkg. Qty.	Case Qty.	Part No.	UOM /100
1/2"	50	5000	0175265	^
3/4"	50	4000	0175266	—
1"	50	3000	0175267	—
1-1/4"	50	2800	0175268	—
1-1/2"	50	2200	0175269	—
2"	25	1600	0175270	—
2-1/4"	25	1300	0175271	—
2-1/2"	25	1100	0175272	—

5/16-18 Diameter
Wrench Size 1/2

Length	Pkg. Qty.	Case Qty.	Part No.	UOM /100
1/2"	50	3100	0175273	^
3/4"	50	2600	0175274	—
1"	50	2200	0175275	—
1-1/4"	50	1800	0175276	—
1-1/2"	50	1500	0175277	—
2"	25	1100	0175278	—
2-1/4"	25	900	0175279	—
2-1/2"	25	800	0175280	—
3"	25	700	0175281	—
3-1/2"	10	550	0175282	—
3-3/4"	10	500	0175283	—

3/8-16 Diameter
Wrench Size 1/2

Length	Pkg. Qty.	Case Qty.	Part No.	UOM /100
1/2"	25	2100	0175284	^
3/4"	25	1800	0175285	—
7/8"	25	1600	0175286	—
1"	25	1500	0175287	—
1-1/4"	25	1300	0175288	—
1-1/2"	25	1100	0175289	—
2"	10	800	0175290	—
2-1/2"	10	600	0175291	—
3"	10	500	0175292	—

1/2-13 Diameter
Wrench Size 3/4

Length	Pkg. Qty.	Case Qty.	Part No.	UOM /Ea
1-1/4"	10	650	11102852	^
1-1/2"	10	525	11102853	—
1-3/4"	10	500	11102854	—
2"	5	450	11102855	—
2-1/2"	5	325	11102856	—
3"	5	250	11102857	—
3-1/2"	5	250	11102858	—

5/8-11 Diameter
Wrench Size 15/16

Length	Pkg. Qty.	Case Qty.	Part No.	UOM /Ea
2"	1	250	11102859	^
2-1/2"	1	200	11102860	—
3"	1	175	11102861	—

3/4-10 Diameter
Wrench Size 1-1/8

Length	Pkg. Qty.	Case Qty.	Part No.	UOM /Ea
1-1/2"	1	200	11102862	^
2"	1	180	11102863	—
3"	1	120	11102864	—
3-1/2"	1	100	11102865	—

Tap Bolts

Tap Bolts

Full Thread
Grade 18-8 and Grade 316
Coarse and Fine Thread

1/4"-20

			Grade 18-8		Grade 316	
Length	Pkg. Qty.	Case Qty.	Part No.	UOM /100	Part No.	UOM /100
1	50	3000	0172911	^		
1-1/4	50	2800	71170	—	0177382	—
1-1/2	50	2200	71171	—	0177383	—
1-3/4	50	1800	71172	—	0177384	—
2	25	1600	71173	—	0172250	—
2-1/4	25	1300	71174	—	0177385	—
2-1/2	25	1100	71175	—	0177386	—
3	25	900	71176	—	0177387	—
3-1/2	25	750	71177	—	0177388	—
4	25	600	71178	—	0177389	—

1/4"-28

			Grade 18-8	
Length	Pkg. Qty.	Case Qty.	Part No.	UOM /100
1	50	3000	0172915	^
1-1/4	50	2800	0172916	—
1-1/2	50	2200	0172917	—
1-3/4	50	1800	0172918	—
2	25	1600	0172919	—
2-1/4	25	1300	0172920	—
2-1/2	25	1100	0172921	—
3	25	900	0172923	—

5/16"-18

			Grade 18-8		Grade 316	
Length	Pkg. Qty.	Case Qty.	Part No.	UOM /100	Part No.	UOM /100
1-1/8	50	1800	0172924	^	0177392	^
1-1/4	50	1800	71179	—	0177393	—
1-1/2	50	1500	71180	—	0177394	—
1-3/4	50	1300	71181	—	0177395	—
2	25	1100	71182	—	0177396	—
2-1/4	25	900	0172261	—		
2-1/2	25	800	71183	—	0177397	—
2-3/4	25	750	0172926	—		
3	25	700	71184	—	0177398	—
3-1/2	25	550	71185	—	0177399	—
4	10	450	71186	—		
5	10	300	0172927	—	0177400	—

If its not on our shelf...we'll make it!
Ask the local store to quote your threaded and machined parts.

Tap Bolts, Elevator Bolts, Carriage Bolts

Tap Bolts Cont.

3/8"-16

Length	Pkg. Qty.	Case Qty.	Grade 18-8 Part No.	Grade 18-8 UOM /100	Grade 316 Part No.	Grade 316 UOM /100
1	25	1500	0172934	^		
1-1/4	25	1300	0172936	—	0177401	—
1-1/2	50	1100	71187	—	0177402	—
1-3/4	25	900	71188	—	0177403	—
2	25	800	71189	—	0177404	—
2-1/4	10	700	0172937	—		
2-1/2	10	600	71190	—	0177405	—
2-3/4	10	550	0172274	—		
3	10	500	71191	—	0177406	—
3-1/2	10	400	71192	—	0177407	—
4	5	325	71193	—	0177408	—
4-1/2	5	300	0172940	—	0177409	—
5	5	300	0172941	—	0177410	—
6	5	250	0172942	—	0177412	—
7	1	20	0172943	—		

3/8"-24

Length	Pkg. Qty.	Case Qty.	Grade 18-8 Part No.	Grade 18-8 UOM /100
1-1/8	25	1300	0172945	^
1-1/4	25	1300	0172946	—
1-1/2	25	1100	0172947	—
1-3/4	25	900	0172948	—
2	10	800	0172949	—
2-1/4	10	700	0172950	—
2-1/2	10	600	0172951	—
3	10	500	0172283	—

7/16"-14

Length	Pkg. Qty.	Case Qty.	Grade 18-8 Part No.	Grade 18-8 UOM /100
1-1/2	10	750	0172952	^
2	5	600	0172286	—
2-1/2	5	450	0172953	—
3	5	400	0172955	—
5	1	175	0172956	—

1/2"-13

Length	Pkg. Qty.	Case Qty.	Grade 18-8 Part No.	Grade 18-8 UOM /100	Grade 316 Part No.	Grade 316 UOM /100
1-1/4	10	650	0172958	^		
1-1/2	10	525	0172959	—		
1-3/4	10	50	71194	—		
2	5	450	71195	—	0177421	—
2-1/4	5	400	71196	—		
2-1/2	5	325	71197	—	0177422	—
2-3/4	5	300	71198	—		
3	5	250	71199	—	0177423	—
3-1/2	5	250	71200	—	0177424	—
4	1	200	71201	—	0177425	—
4-1/2	1	175	0173085	—	0177426	—
5	1	150	0173086	—	0177427	—
5-1/2	1	150	0173087	—		
6	1	150	0172307	—	0177428	—
8"	1	125	0172313	—		

1/2"-20

Length	Pkg. Qty.	Case Qty.	Grade 18-8 Part No.	Grade 18-8 UOM /100
1-1/2"	10	525	0173089	^
1-3/4"	10	500	0173090	—
2"	5	450	0173091	—
2-1/4"	5	400	0172960	—
2-1/2"	5	325	0172961	—
3"	5	250	0172962	—

5/8"-11

Length	Pkg. Qty.	Case Qty.	Grade 18-8 Part No.	Grade 18-8 UOM /100	Grade 316 Part No.	Grade 316 UOM /100
1-1/4	1	350	0172964	^		
2	1	250	0172965	—	0177429	—
2-1/4	1	225	0172966	—	0177430	—
2-1/2	1	200	0172967	—	0177431	—
2-3/4	1	200	0172968	—		
3	1	175	0172325	—	0177432	—
3-1/2	1	150	0172969	—	0177433	—
4	1	125	0172970	—	0177434	—
4-1/2	1	100	0172971	—	0177435	—
5	1	90	0172329	—	0177436	—
6	1	75	0172972	—	0172330	—

3/4"-10

Length	Pkg. Qty.	Case Qty.	Grade 18-8 Part No.	Grade 18-8 UOM /100	Grade 316 Part No.	Grade 316 UOM /100
2	1	180	0172973	^		
2-1/4	1	150	0172974	—		
2-3/8	1	140	0172975	—	0177437	—
2-3/4	1	130	0172976	—		
3	1	120	0172977	—	0177438	—
3-1/4	1	110	0172978	—		
3-1/2	1	100	0172979	—	0177439	—
4	1	85	0172980	—	0177440	—
4-1/2	1	80	0172981	—		
5	1	65	0172340	—		
6	1	60	0172342	—		
7	1	60	0172983	—		

Elevator Bolts

Elevator Bolts
Grade 18-8

1/4"-20

Length	Pkg. Qty.	Case Qty.	Part No.	UOM /100
3/4	50	4000	0172739	^
1"	50	3000	0172740	—
1-1/4	50	1800	0172741	—
1-1/2	50	2200	0172742	—
2"	25	1600	0174866	—

5/16"-18

Length	Pkg. Qty.	Case Qty.	Part No.	UOM /100
1"	50	2200	0172743	^
1-1/4	50	1800	0172744	—
1-1/2	50	1500	0172745	—
1-3/4	50	1300	0172746	—
2"	25	1100	0172747	—
2-1/4	25	900	0172748	—

3/8"-16

Length	Pkg. Qty.	Case Qty.	Part No.	UOM /100
1"	25	1500	0172749	^
1-1/4	25	1300	0172750	—
1-1/2	25	1100	0172751	—
1-3/4	25	900	0172752	—
2"	10	800	0172753	—
2-1/4	10	700	0172754	—
2-1/2	10	600	0172755	—

Carriage Bolts

Carriage Bolts
Grade 18-8 and 316

Round Head, Square Neck
These self-anchoring screws have a square neck that resists turning when nut is tightened or removed. Ideal for wood-to-wood and many wood-to-metal applications. The length is measured from the base of the head.

10-24

Length	Pkg. Qty.	Case Qty.	Grade 18-8 Part No.	Grade 18-8 UOM /100
1/2	50	4800	74406	^
5/8	50	4800	74407	—
3/4	50	3600	74408	—
1"	50	3000	74409	—
1-1/4	50	2500	74410	—
1-1/2	50	1800	74411	—
2"	50	1400	74412	—
2-1/2	50	1100	74413	—
3"	50	900	74414	—

10-32

Length	Pkg. Qty.	Case Qty.	Grade 18-8 Part No.	Grade 18-8 UOM /100
1/2"	50	4800	0172518	^
5/8"	50	4800	0172519	—
3/4"	50	3600	0172520	—
1"	50	3000	0172521	—
1-1/4"	50	2500	0172522	—
1-1/2"	50	1800	0172523	—
1-3/4"	50	1500	0172524	—

1/4"-20

Length	Pkg. Qty.	Case Qty.	Grade 18-8 Part No.	Grade 18-8 UOM /100	Grade 316 Part No.	Grade 316 UOM /100
1/2	50	4800	74417	^	0178082	^
5/8	50	4800	74418	—		
3/4	50	3600	74419	—	0178083	—
1"	50	3000	74420	—	0178084	—
1-1/4	50	2500	74421	—	0178085	—
1-1/2	50	1800	74422	—	0178086	—
1-3/4	50	1800	74396	—	0178087	—
2"	25	1400	74423	—	0178088	—
2-1/4	25	1200	74397	—		
2-1/2	25	1100	74424	—	0178089	—
3"	25	900	74425	—	0178090	—
3-1/2	25	800	74426	—	0178091	—
4"	10	600	74427	—	0178092	—
4-1/2	10	550	74428	—		
5"	10	500	74398	—		
6"	10	400	74400	—		
6-1/2"	10	400	0174797	—		

5/16"-18

Length	Pkg. Qty.	Case Qty.	Grade 18-8 Part No.	Grade 18-8 UOM /100	Grade 316 Part No.	Grade 316 UOM /100
3/4	50	2400	74429	^	0178093	^
1"	50	1600	74430	—	0178094	—
1-1/4	50	1300	74431	—	0178095	—
1-1/2	25	1100	74432	—	0178096	—
1-3/4	25	1000	74401	—		
2"	25	850	74433	—	0178097	—
2-1/2	25	650	74434	—	0178098	—
3"	25	600	74435	—	0178099	—
3-1/2	10	500	74402	—	0178100	—
4"	10	425	74403	—	0178101	—
5"	10	350	74404	—		
6"	10	300	74405	—	0178102	—
7"	10	300	0174803	—		
8"	10	300	0174804	—		

Carriage Bolts, Turned Eye Bolts, Hex Lag Screws

Carriage Bolts Cont.

3/8"-16

Length	Pkg. Qty.	Case Qty.	Grade 18-8 Part No.	Grade 18-8 UOM /100	Grade 316 Part No.	Grade 316 UOM /100
3/4	25	1600	74444	^	0178103	^
1"	25	1400	74436	—	0178104	—
1-1/4	25	1000	74437	—	0178105	—
1-1/2	25	800	74438	—	0178106	—
1-3/4	25	750	74415	—	0178107	—
2"	10	700	74439	—	0178108	—
2-1/4	10	600	74416	—		
2-1/2	10	500	74440	—	0178109	—
3"	10	400	74441	—	0178110	—
3-1/2	10	325	74442	—	0178111	—
4"	5	300	74443	—	0178112	—
4-1/2	5	275	74445	—	0178113	—
5"	5	250	74446	—	0178114	—
5-1/2	5	225	74447	—		
6"	5	200	74462	—	0178115	—
7"	5	200	0174808	—		
8"	5	200	0174810	—		

1/2"-13

Length	Pkg. Qty.	Case Qty.	Grade 18-8 Part No.	Grade 18-8 UOM /100	Grade 316 Part No.	Grade 316 UOM /100
1"	10	650	74459	^	0178116	^
1-1/4	10	600	74460	—		
1-1/2	10	500	74448	—	0178117	—
1-3/4	10	425	74449	—		
2"	5	400	74450	—	0178118	—
2-1/4	5	325	74461	—		
2-1/2	5	300	74451	—	0178119	—
3"	5	250	74452	—	0178120	—
3-1/2	5	200	74453	—	0178121	—
4"	1	175	74454	—	0178122	—
4-1/2	1	150	74455	—	0178123	—
5"	1	125	74456	—	0178124	—
5-1/2	1	125	74457	—		
6"	1	125	74458	—	0178125	—
8"	1	125	0172313	—		

Turned Eye Bolts

Turned Eye Bolts
Grade 304

1/4"-20

Length	Pkg. Qty.	Case Qty.	Part No.	UOM /100
1"	10	3000	0156201	^
1-1/2	10	2200	0156202	—
2"	10	1600	0156203	—
2-1/2	10	1100	0156204	—
3"	5	900	0156205	—
3-1/2	5	750	0156206	—
4"	1	600	0156207	—
5"	1	500	0156208	—
6"	1	450	0156209	—

5/16"-18

Length	Pkg. Qty.	Case Qty.	Part No.	UOM /100
1"	10	2200	74740	^
2"	10	1100	0156210	—
2-1/2	10	800	0156211	—
3"	5	700	0156212	—
3-1/2	5	550	0156213	—
4"	1	450	0156214	—
5"	1	300	0156215	—
6"	1	300	0156216	—

3/8"-16

Length	Pkg. Qty.	Case Qty.	Part No.	UOM /100
1"	10	1500	0156217	^
2"	10	800	0156218	—
2-1/2	10	600	0156219	—
3"	5	500	0156220	—
3-1/2	5	400	0156221	—
4"	1	325	0156222	—
5"	1	300	0156223	—
6"	1	250	0156224	—

1/2"-13

Length	Pkg. Qty.	Case Qty.	Part No.	UOM /100
2"	10	450	0156226	^
4"	1	200	0156227	—
6"	1	150	0156228	—

Hex Lag Screws

Hex Lag Screws
Grade 18-8

1/4"

Length	Part No.	Pkg. Qty.	Case Qty.	UOM /100
1"	74502	50	3000	^
1-1/4	74503	50	2500	—
1-1/2	74504	25	1800	—
2"	74505	25	1400	—
2-1/2	74506	25	1100	—
3"	74507	25	900	—
3-1/2	74496	25	800	—
4"	74497	10	700	—
4-1/2	74498	10	650	—
5"	74499	10	600	—
5-1/2	74500	10	550	—
6"	74501	10	500	—
6-1/2"	0175000	5	450	—
8"	0175002	5	350	—
10"	0175003	5	300	—

5/16"

Length	Part No.	Pkg. Qty.	Case Qty.	UOM /100
1"	74508	50	1600	^
1-1/4	74509	50	1300	—
1-1/2	74510	25	1100	—
2"	74511	25	850	—
2-1/2	74512	25	650	—
3"	74513	10	600	—
3-1/2	74514	10	500	—
4"	74515	10	425	—
4-1/2	74516	10	375	—
5"	74517	10	350	—
6"	74518	10	300	—
8"	0175006	5	250	—
10"	0175007	5	250	—

3/8"

Length	Part No.	Pkg. Qty.	Case Qty.	UOM /100
1-1/2	74522	25	800	^
1-3/4	0173174	1	200	—
2"	74523	10	700	—
2-1/2	74524	10	500	—
3"	74525	10	400	—
3-1/2	74526	10	325	—
4"	74527	5	300	—
4-1/2	74528	5	275	—
5"	74529	5	250	—
5-1/2	74530	5	225	—
6"	74531	5	200	—
8"	0175011	1	150	—
10"	0175014	1	100	—

1/2"

Length	Part No.	Pkg. Qty.	Case Qty.	UOM /100
2"	74535	5	400	^
2-1/2	74536	5	300	—
3"	74537	5	250	—
3-1/2	74538	5	200	—
4"	74539	1	175	—
4-1/2	74540	1	150	—
5"	74541	1	125	—
6"	74542	1	125	—
7"	0175018	1	100	—
8"	0175020	1	75	—
10"	0175023	5	50	—

5/8"

Length	Part No.	Pkg. Qty.	Case Qty.	UOM /100
2"	0173177	5	250	^
2-1/2"	0173178	1	200	—
3"	0173179	1	175	—
3-1/2"	0173180	1	150	—
4"	0173181	1	125	—
4-1/2"	0144279	1	100	—
5"	0173182	1	90	—
5-1/2"	0144280	1	75	—
6"	0175033	1	75	—
7"	0175035	1	70	—
8"	0175037	1	60	—

Hex Lag Screws, Finished Hex Nuts, Hex Full Nuts

Hex Lag Screws Cont.

Hex Lag Screws
Grade 316

1/4"

Length	Pkg. Qty.	Case Qty.	Part No.	UOM /100
1"	50	3000	0178358	^
1-1/2"	50	2500	0178359	—
2"	25	1400	0178360	—
2-1/2"	25	1100	0178361	—
3"	25	900	0178362	—
3-1/2"	25	800	0178363	—
4"	10	700	0178364	—
5"	10	600	0178365	—
6"	10	500	0178366	—
7"	5	400	0178367	—
8"	5	350	0178368	—

5/16"

Length	Pkg. Qty.	Case Qty.	Part No.	UOM /100
1"	50	1600	0178369	^
1-1/2"	25	1100	0178370	—
2"	25	850	0178371	—
2-1/2"	25	650	0178372	—
3"	10	600	0178373	—
3-1/2"	10	500	0178374	—
4"	10	425	0178375	—
6"	10	300	0178376	—

3/8"

Length	Pkg. Qty.	Case Qty.	Part No.	UOM /100
1"	25	900	0178377	^
1-1/2"	25	800	0178378	—
2"	10	700	0178379	—
2-1/2"	10	500	0178380	—
3"	10	400	0178381	—
3-1/2"	10	325	0178382	—
4"	5	300	0178383	—
5"	5	200	0178384	—
6"	5	200	0178385	—
7"	1	175	0178386	—
8"	1	150	0178387	—
10"	1	100	0178388	—

1/2"

Length	Pkg. Qty.	Case Qty.	Part No.	UOM /100
2"	5	400	0178389	^
2-1/2"	5	300	0178390	—
3"	5	250	0178391	—
3-1/2"	5	200	0178392	—
4"	1	175	0178393	—
5"	1	125	0178394	—
6"	1	125	0178395	—
7"	1	100	0178396	—
8"	1	75	0178397	—
10"	1	50	0178398	—

5/8"

Length	Pkg. Qty.	Case Qty.	Part No.	UOM /100
3"	1	175	0178399	^
4"	1	125	0178400	—
6"	1	75	0178401	—
8"	1	60	0178402	—
10"	1	40	0178403	—

3/4"

Length	Pkg. Qty.	Case Qty.	Part No.	UOM /100
3"	1	125	0178404	^
4"	1	100	0178405	—

Finished Hex Nuts

Small Pattern Finished Hex Nuts
Grade 18-8

Size	Pkg. Qty.	Case Qty.	Part No.	UOM
2-56	100	2500	0173911	^
4-40	100	2500	0170884	—
6-32	100	2500	0170885	—
8-32	100	2500	0170886	—
10-32	100	2500	0170887	—
1/4-20	50	2500	0170905	—
1/4-28	50	2500	0170906	—
5/16-18	50	2500	0170907	—
3/8-16	25	2500	0170908	—

Hex Full Nuts

Coarse Thread Hex Full Nuts
Grade 18-8 and Grade 316

Grade 18-8 Stainless Steel is a type of austenitic stainless steel that contains approximately 18% chromium and 8% nickel. They are not hardenable by heat treatment and offer a high degree of corrosion resistance. Primarily, they are non-magnetic; however, parts may become slightly magnetic after cold-working. Grades of stainless steels in the Grade 18-8 series include, but are not limited to; 302, 303, 304 and XM7.

Grade 316 Stainless Steel is an austenitic stainless steel that has an improved corrosion resistance, when compared to Grade 18-8, especially when exposed to seawater. The addition of molybdenum gives the steel better resistance to surface pitting. Grade 316 also has higher tensile and creep value strengths at elevated temperatures than other austenitic alloys.

			Grade 18-8		Grade 316	
Size	Pkg. Qty.	Case Qty.	Part No.	UOM /100	Part No.	UOM /100
0-80	100	2500	70701	^	77701	^
1-72	100	2500	0170980	—		
2-56	100	2500	70702	—	77702	—
3-48	100	2500	70703	—	77703	—
4-40	100	2500	70704	—	77704	—
5-40	100	2500	70700	—	77700	—
6-32	100	2500	70705	—	77705	—
8-32	100	2500	70706	—	77706	—
10-24	100	2500	70707	—	77707	—
12-24	100	2500	70709	—	77709	—
1/4-20	100	2500	70710	—	77710	—
5/16-18	100	2500	70711	—	77711	—
3/8-16	50	2500	70712	—	77712	—
7/16-14	25	2500	70713	—	77713	—
1/2-13	25	2500	70714	—	77714	—
9/16-12	10	2500	70715	—	77715	—
5/8-11	10	2500	70716	—	77716	—
3/4-10	10	1500	70717	—	77717	—
7/8-9	5	950	70718	—	77718	—
1"-8	1	725	70719	—	77719	—
1-1/8"-7	1	500	70720	—	77720	—
1-1/4"-7	1	375	70721	—	77721	—
1-1/4-8	1	170			77724	—
1-1/2-6	1	220	70722	—	77722	—
1-3/4-5	1	130	70726	—	77726	—
2"-4-1/2	1	80	70727	—	77727	—

Hex Full Nuts Cont.

Fine Thread Hex Full Nuts
Grade 18-8 and Grade 316

Size	Pkg. Qty.	Case Qty.	Grade 18-8 Part No.	Grade 18-8 UOM /100	Grade 316 Part No.	Grade 316 UOM /100
3-56	100	2500	0170981	^—		
4-48	100	2500	0170982	—		
5-44	100	2500	0170983	—		
6-40	100	2500	0170984	—		
8-36	100	2500	0170985	—		
10-32	100	2500	70708	—	77708	—
1/4-28	50	2500	70730	—	77730	—
5/16-24	50	2500	70731	—	77731	—
3/8-24	25	2500	70732	—	77732	—
7/16-20	10	2500	70733	—	77733	—
1/2-20	10	2500	70734	—	77734	—
9/16-18	10	2500	70735	—	77735	—
5/8-18	5	2500	70736	—	77736	—
3/4-16	5	1500	70737	—	77737	—
7/8-14	5	950	70738	—	77738	—
1"-14	1	725	70739	—	77739	—
1-1/8-12	1	500	70740	—	77740	—
1-1/4-12	1	375	70741	—	77741	—
1-1/2-12	1	220	70742	—	77742	—

Left Hand Nuts
Finished Hex and Jam
Grade 18-8

Size	Finished Hex 18-8 Part No.	Finished Hex 18-8 UOM	Hex Jam 18-8 Part No.	Hex Jam 18-8 UOM
1/4-20	0175055	^—	0175068	^—
1/4-28	0175056	—	0175069	—
5/16-18	0175057	—	0175070	—
5/16-24	0175058	—	0175071	—
3/8-16	0175059	—	0175072	—
3/8-24	0175060	—	0175073	—
1/2-13	0175061		0175074	—
1/2-20	0175062	—	0175075	—
5/8-11	0175063	—		
5/8-18	0175064	—		
3/4-10	0175065	—		
3/4-16	0175066	—		

Heavy Hex Nuts
Grade 18-8 and Grade 316

Size	Pkg. Qty.	Case Qty.	Grade 18-8 Part No.	Grade 18-8 UOM /100	Grade 316 Part No.	Grade 316 UOM /100
1/4-20	50	2500	70760	^—	77760	^—
5/16-18	50	2500	70761	—	77761	—
3/8-16	25	2500	70762	—	77762	—
7/16-14	10	2500	70763	—	77763	—
1/2-13	10	900	70764	—	77764	—
9/16-12	10	900	70765	—	77765	—
5/8-11	5	500	70766	—	77766	—
3/4-10	5	300	70767	—	77767	—
7/8-9	5	200	70768	—	77768	—
1"-8	1	150	70769	—	77769	—
1-1/8-7	1	150	70770	—	77770	—
1-1/8-8	1	150	70773	—	77773	—
1-1/4-7	1	150	70771	—	77771	—
1-1/4-8	1	170			77774	—
1-1/2-6	1	150	70772	—	77772	—
1-3/4-5	1	95	70776	—	77776	—
2"-4-1/2	1	65	70777	—	77777	—

Coupling Nuts

Coupling Nuts - Grade 18-8 and Grade 316
Standard Length



Size	Pkg. Qty.	Case Qty.	Grade 18-8 Part No.	Grade 18-8 UOM /100	Grade 316 Part No.	Grade 316 UOM /100
1/4-20	50	2500	70942	^—	77942	^—
5/16-18	50	2500	70943	—	77943	—
3/8-16	25	2500	70944	—	77944	—
1/2-13	10	1500	70945	—	77945	—
5/8-11	5	1000	70946	—	77946	—
3/4-10	1	500	70947	—	77947	—
7/8-9	1	250	70948	—		
1"-8	1	250	70949	—	77949	—
1-1/4-7	1	50	0170900	—		

Long Coupling Nuts
Grade 18-8 Coarse & Fine Thread

Part No.	Pkg. Qty.	Case Qty.	Size	UOM
0170893	100	2500	8-32	^—
0170894	100	2500	10-24	—
0170895	100	2500	10-32	—
0170896	100	2500	1/4-28	—
0170897	100	500	5/16-24	—
0170898	100	400	7/16-14	—
0170899	25	400	1/2-20	—

Hex Jam Nuts

Hex Jam Nuts
Grade 18-8 and Grade 316

Coarse Thread

Size	Pkg. Qty.	Case Qty.	Grade 18-8 Part No.	Grade 18-8 UOM /100	Grade 316 Part No.	Grade 316 UOM /100
1/4-20	50	2500	70810	^—	77810	^—
5/16-18	50	2500	70811	—	77811	—
3/8-16	25	2500	70812	—	77812	—
7/16-14	10	2500	70813	—	77813	—
1/2-13	10	2500	70814	—	77814	—
9/16-12	10	2500	70815	—	77815	—
5/8-11	5	2500	70816	—	77816	—
3/4-10	5	2000	70817	—	77817	—
7/8-9	5	1400	70818	—	77818	—
1"-8	1	1000	70819	—	77819	—
1-1/8-7	1	800	70820	—	77820	—
1-1/4-7	1	500	70821	—	77821	—
1-1/2-6	1	270	70822	—	77822	—

Fine Thread

Size	Pkg. Qty.	Case Qty.	Grade 18-8 Part No.	Grade 18-8 UOM /100	Grade 316 Part No.	Grade 316 UOM /100
1/4-28	50	2500	70830	^—	77830	^—
5/16-24	50	2500	70831	—	77831	—
3/8-24	25	2500	70832	—	77832	—
7/16-20	10	2500	70833	—	77833	—
1/2-20	10	2500	70834	—	77834	—
9/16-18	10	2500	70835	—	77835	—
5/8-18	5	2500	70836	—	77836	—
3/4-16	5	2000	70837	—	77837	—
7/8-14	5	1400	70838	—	77838	—
1"-14	1	1000	70839	—	77839	—
1-1/8-12	1	800	70840	—	77840	—
1-1/4-12	1	500	70841	—	77841	—
1-1/2-12	1	270	70842	—	77842	—

If its not on our shelf...we'll make it!
Ask the local store to quote your threaded and machined parts.

Hex Jam Nuts, Heavy Hex Nuts, Hex Reversible Lock Nuts, Lock Nuts

Hex Jam Nuts Cont.

Heavy Hex Jam Nuts
Grade 18-8

Size	Pkg. Qty.	Case Qty.	Part No.	UOM
1/4-20	50	2500	0170954	^
5/16-18	50	2500	0170955	—
3/8-16	25	2500	0170957	—
7/16-14	10	2500	0170958	—
1/2-13	10	2500	0170959	—
9/16-12	10	2500	0170960	—
5/8-11	5	2500	0170961	—
3/4-10	5	1500	0170962	—
7/8-9	5	950	0170963	—
1"-8	1	725	0170964	—
1-1/8-7	1	500	0170965	—
1-1/4-7	1	375	0170966	—
1-1/2-6	1	220	0170967	—
1-3/4-5	1	130	0170968	—

Heavy Hex Nuts

Domestic Finished Hex Nuts
Grade A194 G8

Size	Pkg. Qty.	Case Qty.	Part No.	UOM
1/4-20	50	2000	0174889	^
5/16-18	50	1800	0174890	—
7/16-14	50	1500	0174892	—
1/2-13	25	1400	0174893	—
5/8-11	25	1200	0174894	—
3/4-10	10	1000	0174895	—
7/8-9	10	800	0174896	—
1"-8	5	650	0174897	—
1-1/8-7	5	400	0174898	—
1-1/4-7	5	300	0174899	—

ASTM Grade A194
G8 and G8M

For use with B8 and B8M Threaded Fasteners.

G8

Size	Pkg. Qty.	Case Qty.	Part No.	UOM /100
1/2-13	10	1300	0121743	^
5/8-11	5	1200	0121744	—
3/4-10	5	1000	0121745	—
7/8-9	5	800	0121746	—
1"-8	1	650	0121747	—
1-1/8-8	1	400	0121748	—
1-1/4-8	1	300	0121749	—
1-3/8-8	1	200	0121750	—
1-1/2-8	1	100	0121751	—

G8M

Size	Pkg. Qty.	Case Qty.	Part No.	UOM
1/2-13	5	1200	0160966	^
7/8-9	5	800	0160969	—
1"-8	1	650	0160970	—
1-1/8-8	1	400	0160971	—
1-1/4-8	1	300	0160972	—
1-3/8-8	1	100	0160973	—

Hex Reversible Lock Nuts

Hex Reversible Lock Nuts
Grade 18-8 and Grade 316

Uniquely shaped threads provide a vibration resistant friction fit, so the nut stays put. These all metal locknuts withstand higher temperatures than nylon insert locknuts. With Reversible lock nuts, also referred to as two-way or center lock nuts, the deformed threads are in the center of the nut.

			Grade 18-8		Grade 316	
Size	Pkg. Qty.	Case Qty.	Part No.	UOM /100	Part No.	UOM /100
1/4-20	50	2500	70894	^	77894	^
5/16-18	50	2500	70895	—	77895	—
3/8-16	25	2500	70896	—	77896	—
1/2-13	10	1500	70897	—	77897	—
5/8-11	5	1000	70898	—	77898	—
3/4-10	5	750	70899	—	77899	—
7/8-9	5	500	70900	—	77900	—
1"-8	1	500	70901	—	77901	—

Lock Nuts

Nylon Insert Lock Nuts
Grade 18-8 and Grade 316

Also known as elastic locknuts or elastic stop nuts. A nylon insert holds the locknut in place where mating threads are in full contact, and helps to reduce corrosion of the nut and mating threads. Locknuts are reusable. Maximum temperature is 250° F.

Coarse Thread

			Grade 18-8		Grade 316	
Size	Pkg. Qty.	Case Qty.	Part No.	UOM	Part No.	UOM
2-56	100	2500	70852	^		
4-40	100	2500	70854	—	77854	—
6-32	100	2500	70855	—	77855	—
8-32	100	2500	70856	—	77856	—
10-24	100	2500	70857	—	77857	—
12-24	100	2500	70859	—		
1/4-20	100	2500	70860	—	77860	—
5/16-18	100	2500	70861	—	77861	—
3/8-16	50	2500	70862	—	77862	—
7/16-14	25	2000	70863	—	77863	—
1/2-13	25	1500	70864	—	77864	—
9/16-12	10	1000	70865	—	77865	—
5/8-11	10	1000	70866	—	77866	—
3/4-10	5	750	70867	—	77867	—
7/8-9	5	500	70868	—	77868	—
1"-8	1	250	70869	—	77869	—
1-1/8-7	1	175	70870	—	77870	—
1-1/4-7	1	115	70871	—	77871	—
1-1/2-6	1	60	70872	—	77872	—

Fine Thread

			Grade 18-8		Grade 316	
Size	Pkg. Qty.	Case Qty.	Part No.	UOM /100	Part No.	UOM /100
10-32	50	2500	70858	^	77858	^
1/4-28	50	2500	70880	—	77880	—
5/16-24	50	2500	70881	—	77881	—
3/8-24	25	2500	70882	—	77882	—
7/16-20	10	2000	70883	—	77883	—
1/2-20	10	1500	70884	—	77884	—
9/16-18	10	1000	70885	—	77885	—
5/8-18	5	1000	70886	—	77886	—
3/4-16	5	750	70887	—	77887	—
7/8-14	5	500	70888	—	77888	—
1"-14	1	250	70889	—	77889	—
1-1/8-12	1	175	70890	—	77890	—
1-1/4-12	1	115	70891	—	77891	—
1-1/2-12	1	60	70892	—	77892	—

Jam Nylon Insert Lock Nuts - Coarse & Fine Thread
Grade 18-8

Coarse Thread

Size	Pkg. Qty.	Case Qty.	Part No.	UOM /100
6-32	100	2500	0170995	^
8-32	100	2500	0170996	—
10-24	100	2500	0129154	—
1/4-20	50	2500	0129156	—
5/16-18	50	2500	0129157	—
3/8-16	25	2500	0129158	—
7/16-14	10	2000	0171005	—
1/2-13	10	1500	0129159	—
5/8-11	5	1000	0171009	—
3/4-10	5	750	0171011	—
7/8-9	5	500	0171012	—
1"-8	1	250	0171013	—
1-1/8-7	1	175	0171015	—
1-1/4-7	1	115	0171016	—
1-1/2-6	1	80	0171017	—

Fine Thread

Size	Pkg. Qty.	Case Qty.	Part No.	UOM /Each
10-32	100	2500	0129155	^
1/4-28	50	2500	0171000	—
5/16-24	50	2500	0171002	—
3/8-24	25	2500	0171004	—
7/16-20	10	2000	0171006	—
1/2-20	10	1500	0171008	—
5/8-18	5	1000	0171010	—
1"-14	1	250	0171014	—

Top Lock Nuts - Coarse Thread
Grade 18-8 and Grade 316

Uniquely shaped threads provide a vibration resistant friction fit, so the nut stays put. These all-metal locknuts withstand higher temperatures than nylon insert locknuts. Top thread section is deformed to create two or three locking zones; they start easily by hand, and then must be wrenched into final position.

			Grade 18-8		Grade 316	
Size	Pkg. Qty.	Case Qty.	Part No.	UOM	Part No.	UOM
10-24	50	2500	70794	^		
1/4-20	50	2500	70796	—	77796	—
5/16-18	50	2500	70797	—	77797	—
3/8-16	25	2500	70798	—	77798	—
7/16-14	10	1800	70799	—	77799	—
1/2-13	10	1400	70800	—	77800	—
9/16-12	10	1000	70801	—	77801	—
5/8-11	5	700	70802	—	77802	—
3/4-10	5	400	70803	—	77803	—
7/8-9	5	300	70804	—	77804	—
1"-8	1	200	70805	—	77805	—

Lock Nuts Cont.

Top Lock Nuts - Fine Thread
Grade 18-8

Size	Pkg. Qty.	Case Qty.	Part No.	UOM /Each
1/4-28	50	2500	0170878	^
5/16-24	50	2500	0170879	—
3/8-24	25	2500	0170880	—
7/16-20	10	1800	0170881	—
1/2-20	10	1400	0170882	—
5/8-18	5	700	0170883	—
3/4-16	5	500	0175673	—

Flange Lock Nuts
Grade 18-8 and Grade 316

A lock washer is not needed with these serrated flange nuts. They grip better, hold longer, require more torque to remove than to install. The flange covers oversized holes and distributes the load over a greater area.

			Grade 18-8		Grade 316	
Size	Pkg. Qty.	Case Qty.	Part No.	UOM	Part No.	UOM
6-32	100	2500	0172760	^		
8-32	100	2500	0172761	—		
10-24	100	2500	0129148	—	0170874	—
10-32	100	2500	0129149	—		
1/4-20	50	2500	0129150	—	0170875	—
5/16-18	50	2500	0129151	—	0170876	—
3/8-16	25	2500	0129152	—	0170877	—
1/2-13	10	1400	0129153	—		
3/4-10	10	500	0170873	—		

K Lock Nuts
Grade 18-8

K-Lock nuts are a general purpose nuts for moderate load assemblies. They consist of a nut assembled with a free-spinning washer. The teeth pattern of the washer bite into both the nut and the base material to prevent loosening caused by vibration.

Size	Pkg. Qty.	Case Qty.	Part No.	UOM /100
4-40	100	2500	70920	^
6-32	100	2500	70921	—
8-32	100	2500	70922	—
10-24	100	2500	70924	—
10-32	50	2500	70923	—
1/4-20	50	2500	70925	—
5/16-18	50	2500	70926	—
3/8-16	25	2500	70927	—

Flex-Type Lock Nuts
Grade 18-8

Simply start by hand, then wrench the nut into position anywhere along the stud or fastener - the expansion of the top slotted section locks the nut. Made from a single piece of metal, these nuts have greater fatigue strengths than similar size nylock nuts and can be used in higher temperature applications.

Grade 18-8

Size	Pkg. Qty.	Case Qty.	Part No.	UOM /100
6-32	100	300	70778	^
8-32	100	300	70779	—
10-24	100	300	70780	—
10-32	100	300	70781	—
1/4-20	50	300	70782	—
5/16-18	50	300	70783	—
3/8-16	25	300	70784	—
7/16-14	10	200	70785	—
1/2-13	10	200	70786	—
5/8-11	5	200	70788	—
3/4-10	5	200	70789	—

Wing Nuts

Wing Nuts
Grade 18-8

Wing nuts permit rapid assembly and disassembly by hand and are ideal when you need to make adjustments in the field.

Size	Pkg. Qty.	Case Qty.	Part No.	UOM /100
6-32	100	1500	70905	^
8-32	100	1500	70906	—
10-24	100	1500	70907	—
10-32	100	1500	70908	—
1/4-20	50	1500	70910	—
5/16-18	50	1500	70911	—
5/16-24	50	1500	70931	—
3/8-16	25	1500	70912	—
3/8-24	25	1500	70932	—
7/16-14	10	1250	70913	—
1/2-13	10	1250	70914	—
1/2-20	10	1250	70934	—
5/8-11	5	750	70916	—
3/4-10	5	750	70917	—

Wing Nuts
Grade 316

Size	Pkg. Qty.	Case Qty.	Part No.	UOM /100
10-24	100	2500	77907	^
10-32	100	2500	77908	—
1/4-20	50	2500	77910	—
5/16-18	50	2500	77911	—
3/8-16	25	2500	77912	—
1/2-13	10	1500	77914	—

Square Nuts

Square Nuts
Grade 18-8

Size	Pkg. Qty.	Case Qty.	Part No.	UOM /Each
4-40	100	2500	0170846	^
6-32	100	2500	0170847	—
8-32	100	2500	0170848	—
10-24	100	2500	0170849	—
10-32	100	2500	0170850	—
1/4-20	50	2500	0170851	—
5/16-18	50	2500	0170852	—
3/8-16	25	2500	0170853	—
1/2-13	10	1800	0170854	—
5/8-11	5	875	0170855	—
3/4-10	5	550	0170856	—
7/8-9	5	350	0170857	—
1"-8	1	250	0170858	—

Acorn Nuts

Acorn Nuts - Coarse & Fine Thread
Grade 18-8 and Grade 316

Also known as cap nuts. Use the nuts to cover exposed, dangerous bolt ends and add a finished appearance.

Coarse Thread

			Grade 18-8		Grade 316	
Size	Pkg. Qty.	Case Qty.	Part No.	UOM /100	Part No.	UOM /100
6-32	100	1500	70955	^	77955	^
8-32	100	1500	70956	—	77956	—
10-24	100	1500	70957	—	77957	—
1/4-20	100	1500	70960	—	77960	—
5/16-18	100	1500	70961	—	77961	—
3/8-16	50	1500	70962	—	77962	—
7/16-14	50	1500	70963	—	77963	—
1/2-13	25	1500	70964	—	77964	—
5/8-11	5	1500	70966	—	77966	—
3/4-10	5	1000	70967	—	77967	—

Fine Thread

			Grade 18-8	
Size	Pkg. Qty.	Case Qty.	Part No.	UOM /100
10-32	100	1500	70958	^
1/4-28	50	1500	70980	—
5/16-24	50	1500	70981	—
3/8-24	25	1500	70982	—
7/16-20	10	1500	70983	—
1/2-20	10	1500	70984	—
5/8-18	5	1500	70986	—
3/4-16	5	1000	70987	—

If its not on our shelf...we'll make it!
Ask the local store to quote your threaded and machined parts.

Acorn Nuts, Finishing Washers, Flat Washers

Acorn Nuts Cont.

Nylon Insert Acorn Capped Lock Nuts

18-8 Stainless Steel

Coarse Thread

Diameter	Part No.	Type	UOM /EA
10-24	11103944	3B	^
1/4-20	11103946	3B	—
5/16-18	11103947	3B	—
3/8-16	11103948	3B	—

Fine Thread

Diameter	Part No.	Type	UOM /EA
10-32	11103945	3B	^
3/8-24	11103949	2B	—

Hi-Acorn Nuts
Grade 18-8

Size	Pkg. Qty.	Case Qty.	Part No.	UOM
10-32	100	2500	0172835	^
1/4-20	100	2500	0172836	—
5/16-18	100	2500	0172838	—
3/8-16	100	2500	0174985	—
1/2-13	100	2500	0174986	—

Finishing Washers

Finishing Washers
Grade 18-8 and Grade 316

These washers provide a finished appearance. Use with standard 82° flat- and oval-head countersunk screws.

Size	Pkg. Qty.	Case Qty.	Grade 18-8 Part No.	Grade 18-8 UOM	Grade 316 Part No.	Grade 316 UOM
#4	100	2500	71153	^		
#6	100	2500	71155	—	78155	—
#8	100	2500	71157	—	78157	—
#10	100	2500	71159	—	78159	—
#12	100	2500	71161	—	78161	—
1/4	50	2500	71163	—	78163	—
5/16	50	2500	71165	—	78165	—
3/8	50	2500	71167	—	78167	—

Flat Washers

Large O.D. Flat Washers
Grade 18-8 and Grade 316

Grade 18-8 Stainless Steel is a type of austenitic stainless steel that contains approximately 18% chromium and 8% nickel. They are not hardenable by heat treatment and offer a high degree of corrosion resistance. Primarily, they are non-magnetic; however, parts may become slightly magnetic after cold-working. Grades of stainless steels in the Grade 18-8 series include, but are not limited to; 302, 303, 304 and XM7.

Grade 316 Stainless Steel is an austenitic stainless steel that has an improved corrosion resistance, when compared to Grade 18-8, especially when exposed to seawater. The addition of molybdenum gives the steel better resistance to surface pitting. Grade 316 also has higher tensile and creep value strengths at elevated temperatures than other austenitic alloys.

Size	O.D.	Pkg. Qty.	Case Qty.	Grade 18-8 Part No.	Grade 18-8 UOM	Grade 316 Part No.	Grade 316 UOM
#4	5/16	100	2500			78004	^
#6	3/8	100	2500			78006	—
#8	7/16	100	2500	71008	—	78008	—
#10	11/16	100	2500	71010	—	78010	—
#12	3/4	100	2500	71012	—	78012	—
1/4	11/16	50	2500	71014	—	78014	—
5/16	7/8	50	2500	71016	—	78016	—
3/8	1	50	2500	71018	—	78018	—
7/16	1-1/4	25	2500	71020	—	78020	—
1/2	1-3/8	25	2500	71022	—	78022	—
5/8	1-3/4	10	1850	71026	—	78026	—
3/4	1-7/8	10	1050	71028	—	78028	—
7/8	2-1/4	10	775	71030	—	78030	—
1"	2-1/2"	1	750	71032	—	78032	—
1 1/8	2-3/4	1	700	71034	—	78034	—
1-1/4	3	1	700	71036	—	78036	—
1-1/2	3-1/2	1	650	71038	—	78038	—
2"	4-1/2	1	500	71044	—	78044	—

Small O.D. Flat Washers
Grade 18-8 and Grade 316

Size	O.D.	Pkg. Qty.	Case Qty.	Grade 18-8 Part No.	Grade 18-8 UOM	Grade 316 Part No.	Grade 316 UOM
#2	1/4	100	2500	71001	^		
#4	1/4	100	2500	71003	—	78003	—
#8	3/8	100	2500	71007	—	78007	—
#10	7/16	100	2500	71009	—	78009	—
#12	1/2	100	2500	71011	—	78011	—
1/4	5/8	100	2500	71013	—	78013	—
5/16	3/4	100	2500	71015	—	78015	—
3/8	7/8	50	2500	71017	—	78017	—
7/16	1-1/8	25	2500	71019	—	78019	—
1/2	1-1/4	25	2500	71021	—	78021	—
9/16		10	2000	71023	—		
5/8	1-1/2	10	1850	71025	—	78025	—
3/4	1-3/4	10	1050	71027	—	78027	—
7/8	2	10	775	71029	—	78029	—
1"	2"	1	585	71031	—	78031	—
1-1/8	2-1/2	1	460	71033	—	78033	—
1-1/4	2-3/4	1	335	71035	—	78035	—
1-1/2	3-1/4	1	230	71037	—	78037	—
1-3/4	3-1/2	1	175	71039	—	78039	—
2"	4"	1	100	71043	—	78043	—

Thick Small O.D. Flat Washers
Grade 18-8

Thick

Size	O.D.	Pkg. Qty.	Case Qty.	Thickness	Part No.	UOM
#10	L 7/16	100	2000	.051-.080	0171976	^
1/4	5/8	100	2000	.051-.080	0171977	—
5/16	3/4	50	1500	.064-.104	0171978	—
1/2	1-1/4	25	1000	.074-.121	0171980	—
5/8	1-1/2	25	500	.074-.121	0171981	—
3/4	1-3/4	10	250	.108-.160	0171982	—

Flat Washers
Extra Thick
18-8 Stainless Steel

Bolt Size	Min. I.D.	O.D.	Part Qty.	Pkg. QtY.	Thick-ness	Part No.	UOM /Ea
1/4"	.280	5/8"	25	2000	1/8"	11101294	^
5/16"	.339	3/4"	25	2000	1/8"	11101295	—
3/8"	.401	7/8"	25	2000	1/8"	11101296	—
1/2"	.555	1-1/4"	10	1500	3/16"	11101297	—
5/8"	.683	1-1/2"	10	1000	3/16"	11101298	—
3/4"	.810	1-7/8"	5	500	7/32"	11101299	—
7/8"	.932	2"	5	200	1/4"	11101300	—
1"	1.057	2"	5	100	9/32"	11101301	—

Square Washers, Fender Washers, Split Lock Washers

Square Washers

Square Washers

18-8 Stainless Steel

All washers are 1/4" thick with 2" widths.

Bolt Size	I.D.	O.D.	Pkg. Qty.	Case Qty.	Part No.	Thickness	UOM /Ea
1/4"	5/16"	2"	10	500	11101256	1/4"	^—
3/8"	7/16"	2"	10	500	11101257	1/4"	—
1/2"	9/16"	2"	10	300	11101258	1/4"	—
5/8"	11/16"	2"	5	300	11101259	1/4"	—
3/4"	13/16"	2"	5	200	11101260	1/4"	—
7/8"	15/16"	2"	5	100	11101261	1/4"	—
1"	1-1/16"	2"	5	100	11101262	1/4"	—

Fender Washers

Grade 18-8 and Grade 316

Size	O.D.	Pkg. Qty.	Case Qty.	Grade 18-8 Part No.	Grade 18-8 UOM	Grade 316 Part No.	Grade 316 UOM
#6	1/2	100	1000	0172781	^—		
#6	5/8	100	1000	0172782	—	0178253	—
#8	3/4	100	1000	71207	—	78207	—
#10	1/2	100	1000	0172783	—		
#10	5/8	100	1000	0172784	—		
#10	11/16	100	1000	0172785	—	0178254	—
#10	1	100	1000	71209	—	78209	—
#12	1	100	1000	71211	—		
1/4	1	100	800	71212	—	0178255	—
1/4	1-1/4	100	800	71213	—	78213	—
1/4	1-1/2	100	800	0172787	—	0178256	—
1/4	2	100	800	0172788	—	0178257	—
5/16	1-1/4	50	600	0172789	—		
5/16	1-1/2	50	600	71215	—	78215	—
5/16	2	50	600	0172790	—	0178258	—
3/8	1	25	500			0152661	—
3/8	1-1/4	25	500	71216	—		
3/8	1-1/2	25	500	71217	—	78217	—
3/8	2	25	500	0172792	—	0178260	—
7/16	1	25	450	71219	—	78219	—
1/2	1-1/2	10	400	0172793	—	0178261	—
1/2	2	10	400	71221	—	78221	—
5/8	2	5	300	71225	—	78225	—
3/4	2	5	200			0152662	—

Split Lock Washers

Grade 18-8

Also known as spring-lock washers, these split-lock washers provide a positive locking action. Spring-like take-up compensates for loosening caused by slight material wear.

Size	Pkg. Qty.	Case Qty.	Grade 18-8 Part No.	Grade 18-8 UOM /100	Grade 316 Part No.	Grade 316 UOM /100
#0	100	2500	0171926	^—		
#1	100	2500	0171927	—		
#2	100	2500	71051	—		
#3	100	2500	71052	—		
#4	100	2500	71053	—	78053	—
#5	100	2500	71054	—	78054	—
#6	100	2500	71055	—	78055	—
#8	100	2500	71057	—	78057	—
#10	100	2500	71059	—	78059	—
#12	100	2500	71061	—	78061	—
1/4	100	2500	71063	—	78063	—
5/16	100	2500	71065	—	78065	—
3/8	50	2500	71067	—	78067	—
7/16	25	2500	71069	—	78069	—
1/2	25	2500	71071	—	78071	—
9/16	25	2500	71073	—	78073	—
5/8	10	2000	71075	—	78075	—
3/4	10	1250	71077	—	78077	—
7/8	10	750	71079	—	78079	—
1"	1	500	71081	—	78081	—
1-1/8	1	375	71083	—	78083	—
1-1/4	1	250	71085	—	78085	—
1-1/2	1	150	71087	—	78087	—

Hi-Collar Lock Washers

Grade 18-8

Hi-Collar
Grade 18-8

Size	Pkg. Qty.	Case Qty.	Part No.	UOM
#2	100	2500	0172841	^—
#4	100	2500	0172842	—
#6	100	2500	0172843	—
#8	100	2500	0172844	—
#10	100	2500	0172845	—
1/4	100	2500	0172846	—
5/16	100	2500	0172847	—
3/8	100	2500	0172848	—
1/2	100	2500	0172849	—
5/8	50	1000	0172850	—
3/4	50	1000	0172851	—
1"	50	1000	0172852	—

If its not on our shelf...we'll make it!
Ask the local store to quote your threaded and machined parts.

Tooth Lock Washers, Misc. Washers, Machine Screws

Tooth Lock Washers

Internal Tooth Lock Washers
Grade 410

Internal tooth lock washers work best with small screw heads. Use them to prevent snagging or scratching and where appearance warrants that the teeth be hidden. Teeth lock into screw head or nut to prevent loosening.

Size	Pkg. Qty.	Case Qty.	Part No.	UOM /100
#4	100	2500	71103	^—
#6	100	2500	71105	—
#8	100	2500	71107	—
#10	100	2500	71109	—
#12	100	2500	71111	—
1/4	100	2500	71113	—
5/16	100	2500	71115	—
3/8	50	2500	71117	—
7/16	25	2500	71119	—
1/2	25	2500	71121	—
9/16	25	2500	71123	—
5/8	10	2500	71125	—
3/4	10	2500	71127	—
7/8	10	2500	71129	—
1"	1	2500	71131	—

External Tooth Lock Washers
Grade 410

Use external tooth lock washers when you need maximum holding power in a washer. Team them up with fasteners having heads large enough to make contact with the washer teeth. Examples include: round head, pan head & binding head.

Size	Pkg. Qty.	Case Qty.	Part No.	UOM /100
#2	100	2500	0171939	^—
#3	100	2500	0171940	—
#4	100	2500	71253	—
#5	100	2500	0171941	—
#6	100	2500	71255	—
#8	100	2500	71257	—
#10	100	2500	71259	—
#12	100	2500	71261	—
1/4	50	2500	71263	—
5/16	50	2500	71265	—
3/8	25	2500	71267	—
7/16	10	2500	71269	—
1/2	10	2500	71271	—
9/16	10	2500	71273	—
5/8	5	2500	71275	—
3/4	5	2500	71277	—
7/8	5	2500	71279	—
1"	1	2500	71281	—

Miscellaneous Washers

Flange Countersunk Washers
Grade 18-8

Size	Pkg. Qty.	Case Qty.	Part No.	UOM
#6	100	2500	0172757	^—
#8	100	2500	0172758	—
#10	100	2500	0172759	—

Belleville Washers
Grade 18-8

Size	Part No.	UOM
#6	0172465	^—
#8	0172466	—
#10	0172467	—
1/4	71238	—
5/16	71239	—
3/8	71240	—
1/2	71241	—
5/8	71244	—
3/4	0172468	—

Bevel Washers
Grade 18-8

Size	Pkg. Qty.	Case Qty.	Part No.	UOM
5/16	50	1000	0172470	^—
3/8	50	1000	0172471	—
1/2	25	500	0172472	—
3/4	25	200	0172474	—

Machine Screws

Round Head Machine Screws
Grade 18-8, Slotted and Phillips Drive

Phillips

Slotted

2-56

Length	Pkg. Qty.	Case Qty.	Slotted Part No.	Slotted UOM /100
1/8	100	2500	70584	^—
3/16	100	2500	70585	—
1/4	100	2500	70586	—
5/16	100	2500	70587	—
3/8	100	2500	70588	—
1/2	100	2500	70590	—
3/4	100	2500	70592	—
1"	100	2500	70594	—

4-40

Length	Pkg. Qty.	Case Qty.	Slotted Part No.	Slotted UOM /100	Phillips Part No.	Phillips UOM /100
3/16	100	2500	70629	^—	72475	^—
1/4	100	2500	70630	—	72477	—
5/16	100	2500	70631	—	72479	—
3/8	100	2500	70632	—	72481	—
1/2	100	2500	70634	—	72485	—
5/8	100	2500	70635	—	72487	—
3/4	100	2500	70636	—	72489	—
1"	100	2500	70638	—	72493	—
1-1/4	100	2500	70639	—	72495	—
1-1/2	100	2500	70640	—	72497	—
2"	100	2500	0170446	—		

6-32

Length	Pkg. Qty.	Case Qty.	Slotted Part No.	Slotted UOM /100	Phillips Part No.	Phillips UOM /100
3/16	100	2500	71350	^—	72499	^—
1/4	100	2500	71352	—	72501	—
5/16	100	2500	71356	—	72380	—
3/8	100	2500	71360	—	72502	—
1/2	100	2500	71362	—	72503	—
5/8	100	2500	71364	—	72504	—
3/4	100	2500	71368	—	72505	—
7/8	100	2500	71383	—	72382	—
1"	100	2500	71370	—	72506	—
1-1/4	100	2500	71372	—	72507	—
1-1/2	100	2500	71374	—	72508	—
1-3/4	100	2500	71376	—	72509	—
2"	100	2500	71378	—	72510	—
2-1/4	100	2500	71380	—		
2-1/2	100	2500	71382	—	72512	—
3"	100	2500	71384	—	72513	—

8-32

Length	Pkg. Qty.	Case Qty.	Slotted Part No.	Slotted UOM /100	Phillips Part No.	Phillips UOM /100
3/16	100	2500	71400	^—		
1/4	100	2500	71404	—	72521	—
5/16	100	2500	71408	—	72518	—
3/8	100	2500	71412	—	72522	—
7/16	100	2500	71473	—	72519	—
1/2	100	2500	71416	—	72523	—
5/8	100	2500	71420	—	72524	—
3/4	100	2500	71424	—	72525	—
7/8	100	2500	71474	—	72520	—
1"	100	2500	71428	—	72526	—
1-1/4	100	2500	71432	—	72527	—
1-1/2	100	2500	71436	—	72528	—
1-3/4	100	2500	71438	—	72529	—
2"	100	2500	71442	—	72530	—
2-1/4	100	2500	71446	—		
2-1/2	100	2500	71448	—	72532	—
3"	100	2500	71450	—	72533	—
3-1/2"	100	2500	0170456	—	0170486	—
4"	100	2500	0170457	—	0170487	—

Machine Screws Cont.

10-24

Length	Pkg. Qty.	Case Qty.	Slotted Part No.	Slotted UOM /100	Phillips Part No.	Phillips UOM /100
1/4	100	2500	71502	^	72541	^
5/16	100	2500			72538	—
3/8	100	2500	71506	—	72542	—
1/2	100	2500	71510	—	72543	—
5/8	100	2500	71514	—	72544	—
3/4	100	2500	71518	—	72545	—
1"	100	2500	71522	—	72546	—
1-1/4	100	2500	71526	—	72547	—
1-1/2	100	2500	71530	—	72548	—
1-3/4	100	2500	71534	—	72549	—
2"	100	2500	71538	—	72550	—
2-1/4	100	2500	71542	—	72551	—
2-1/2	100	2500	71546	—	72552	—
3"	100	2500	71552	—	72553	—
3-1/2	100	2000	71556	—		
4"	100	1500	71560	—		
4-1/2"	100	1500	0170460	—		
5"	100	1500	0170461	—		
6"	100	1500	0170462	—		

10-32

Length	Pkg. Qty.	Case Qty.	Slotted Part No.	Slotted UOM /100	Phillips Part No.	Phillips UOM /100
1/4	100	2500	71602	^	72561	^
3/8	100	2500	71606	—	72562	—
1/2	100	2500	71610	—	72563	—
5/8	100	2500	71614	—	72564	—
3/4	100	2500	71618	—	72565	—
1"	100	2500	71622	—	72566	—
1-1/4	100	2500	71626	—	72567	—
1-1/2	100	2500	71630	—	72568	—
1-3/4	100	2500	71634	—	72569	—
2"	100	2500	71638	—	72570	—
2-1/4	100	2500	71642	—	72571	—
2-1/2	100	2500	71646	—	72572	—
3"	100	2500	71652	—	72573	—
3-1/2	100	2000	71656	—		
4"	100	1500	71660	—	0173746	—

12-24

Length	Pkg. Qty.	Case Qty.	Slotted Part No.	Slotted UOM /100
3/8	100	250	71702	^
1/2	100	2500	71704	—
5/8	100	2500	71706	—
3/4	100	2500	71708	—
1"	100	2500	71710	—
1-1/4	100	2500	71712	—
1-1/2	100	2500	71714	—
1-3/4	100	2500	71716	—
2"	100	2500	71718	—
2-1/2	100	1250	71722	—
3"	100	1250	71724	—

1/4"-20

Length	Pkg. Qty.	Case Qty.	Slotted Part No.	Slotted UOM /100	Phillips Part No.	Phillips UOM /100
3/8	100	1000	71802	^	72583	^
1/2	50	1000	71807	—	72585	—
5/8	50	1000	71812	—	72587	—
3/4	50	1000	71817	—	72589	—
7/8	50	1000	71561	—	72580	—
1"	50	1000	71822	—	72591	—
1-1/4	50	1000	71827	—	72593	—
1-1/2	50	1000	71832	—	72596	—
1-3/4	50	1000	71837	—	72598	—
2"	25	1000	71842	—	72600	—
2-1/4	25	1000	71847	—	72602	—
2-1/2	25	1000	71852	—	72604	—
3"	25	1000	71857	—	72606	—
3-1/2	25	1000	71862	—	0170494	—
4"	10	1000	71867	—	0170495	—
4-1/2"	10	1000	0170470	—		
5"	10	1000	0170471	—		
6"	10	1000	0170472	—		

5/16"-18

Length	Pkg. Qty.	Case Qty.	Slotted Part No.	Slotted UOM /100
1/2	50	1000	71904	^
5/8	50	1000	71907	—
3/4	50	1000	71910	—
7/8	50	1000	71568	—
1"	50	1000	71913	—
1-1/4	50	1000	71916	—
1-1/2	50	1000	71919	—
1-3/4	50	1000	71922	—
2"	25	1000	71924	—
2-1/2	25	1000	71930	—
3"	25	1000	71933	—
3-1/2	25	1000	71936	—
4"	10	1000	71938	—
4-1/2"	10	1000	0170480	—
5"	10	1000	0170481	—

3/8"-16

Length	Pkg. Qty.	Case Qty.	Slotted Part No.	Slotted UOM /100
1/2	25	500	71941	^
5/8	25	500	71944	—
3/4	25	500	71946	—
1"	25	500	71949	—
1-1/4	25	500	71952	—
1-1/2	25	500	71955	—
1-3/4	25	500	71958	—
2"	10	500	71961	—
2-1/2	10	500	71967	—
3"	10	500	71970	—
3-1/2	10	500	71973	—
4"	5	500	71976	—
4-1/2"	5	500	0174368	—
5"	5	500	0174369	—
5-1/2"	5	500	0146242	—
6"	5	500	0174370	—

1/2"-13

Length	Pkg. Qty.	Case Qty.	Slotted Part No.	Slotted UOM /100
1"	10	500	71982	^
1-1/4	10	500	71984	—
1-1/2	10	500	71986	—
2"	5	500	71990	—
2-1/2	5	500	71994	—
3"	5	500	71996	—
4"	1	500	71998	—

Flat Head Machine Screws

Grade 18-8, Slotted and Phillips Drive

Flat Head Screws provide a flush surface in countersunk holes, head angle is 82°. Length is measured from the top of the head.

2-56

Length	Pkg. Qty.	Case Qty.	Slotted Part No.	Slotted UOM /100	Phillips Part No.	Phillips UOM /100
3/16	100	2500	72004	^	71588	^
1/4	100	2500	72006	—	71589	—
5/16	100	2500	72008	—	71590	—
3/8	100	2500	72010	—	71591	—
1/2	100	2500	72014	—	71593	—
5/8	100	2500	72016	—	71594	—
3/4	100	2500	72018	—	71595	—
1"	100	2500	72022	—	72557	—

4-40

Length	Pkg. Qty.	Case Qty.	Slotted Part No.	Slotted UOM /100	Phillips Part No.	Phillips UOM /100
1/8	100	2500	72024	^	72618	^
3/16	100	2500	72026	—	72633	—
1/4	100	2500	72028	—	72634	—
5/16	100	2500	72030	—	72635	—
3/8	100	2500	72032	—	72636	—
1/2	100	2500	72040	—	72653	—
5/8	100	2500	72037	—	72654	—
3/4	100	2500	72039	—	72655	—
7/8	100	2500	72042	—	73297	—
1"	100	2500	72044	—	72656	—
1-1/4	100	2500	72046	—	72657	—
1-1/2	100	2500	72048	—	72658	—
2"	100	2500	0176751	—	0170107	—

6-32

Length	Pkg. Qty.	Case Qty.	Slotted Part No.	Slotted UOM /100	Phillips Part No.	Phillips UOM /100
3/16	100	2500	72050	^	72619	^
1/4	100	2500	72052	—	72620	—
5/16	100	2500	72054	—	72630	—
3/8	100	2500	72056	—	72621	—
7/16	100	2500	72080	—	72631	—
1/2	100	2500	72058	—	72622	—
5/8	100	2500	72060	—	72623	—
3/4	100	2500	72062	—	72624	—
7/8	100	2500	72082	—	72632	—
1"	100	2500	72064	—	72625	—
1-1/4	100	2500	72066	—	72626	—
1-1/2	100	2500	72068	—	72627	—
1-3/4	100	2500	72070	—	72628	—
2"	100	2500	72072	—	72629	—
2-1/2	100	2500	72076	—	0173415	—

If its not on our shelf...we'll make it!
Ask the local store to quote your threaded and machined parts.

Machine Screws

Machine Screws Cont.

8-32

Length	Pkg. Qty.	Case Qty.	Slotted Part No.	Slotted UOM /100	Phillips Part No.	Phillips UOM /100
1/4"	100	2500	72102	^	72640	^
5/16"	100	2500			72637	—
3/8"	100	2500	72106	—	72641	—
7/16"	100	2500	72130	—	72638	—
1/2"	100	2500	72108	—	72642	—
5/8"	100	2500	72110	—	72643	—
3/4"	100	2500	72112	—	72644	—
7/8"	100	2500	72132	—	72639	—
1"	100	2500	72114	—	72645	—
1-1/4"	100	2500	72116	—	72646	—
1-1/2"	100	2500	72118	—	72647	—
1-3/4"	100	2500	72120	—	72648	—
2"	100	2500	72122	—	72649	—
2-1/4"	100	2500			72650	—
2-1/2"	100	2500	72126	—	72651	—
3"	100	2500	72128	—	0170117	—
3-1/2"	100	2500			0170118	—
4"	100	2500			0173420	—

10-24

Length	Pkg. Qty.	Case Qty.	Slotted Part No.	Slotted UOM /100	Phillips Part No.	Phillips UOM /100
1/4	100	2500	72150	^	72660	^
5/16	100	2500	72180	—	72673	—
3/8	100	2500	72152	—	72661	—
7/16	100	2500	72183	—	72674	—
1/2	100	2500	72154	—	72662	—
5/8	100	2500	72156	—	72663	—
3/4	100	2500	72158	—	72664	—
7/8	100	2500	72185	—	72675	—
1"	100	2500	72160	—	72665	—
1-1/4	100	2500	72162	—	72666	—
1-1/2	100	2500	72164	—	72667	—
1-3/4	100	2500	72166	—	72668	—
2"	100	2500	72168	—	72669	—
2-1/4	100	2500			72670	—
2-1/2	100	2500	72172	—	72671	—
3"	100	2500	72174	—	72672	—
4"	100	2500	72178	—	0170119	—
5"	100	2500	72182	—	0172444	—
6"	100	2500	0176789	—	0173425	—

10-32

Length	Pkg. Qty.	Case Qty.	Slotted Part No.	Slotted UOM /100	Phillips Part No.	Phillips UOM /100
1/4	100	2500	72200	^	72680	^
5/16	100	2500	72228	—		
3/8	100	2500	72202	—	72681	—
1/2	100	2500	72204	—	72682	—
5/8	100	2500	72206	—	72683	—
3/4	100	2500	72208	—	72684	—
7/8	100	2500			72695	—
1"	100	2500	72210	—	72685	—
1-1/4	100	2500	72212	—	72686	—
1-1/2	100	2500	72214	—	72687	—
1-3/4	100	2500	72216	—	72688	—
2"	100	2500	72218	—	72689	—
2-1/4	100	2500			72690	—
2-1/2	100	2500			72691	—
3"	100	2500	72224	—	72692	—

12-24

Length	Pkg. Qty.	Case Qty.	Slotted Part No.	Slotted UOM /100	Phillips Part No.	Phillips UOM /100
1/2	100	2500	72254	^	0170122	^
5/8	100	2500	72256	—	0170123	—
3/4	100	2500	72258	—	0170124	—
1"	100	2500	72260	—	0170125	—
1-1/4	100	2500	72262	—	0170126	—
1-1/2	100	2500	72264	—	0170127	—
1-3/4	100	2500	0170040	—	0170128	—
2"	100	2500	0170041	—	0170129	—
2-1/2	100	2500	0170042	—	0170130	—

1/4"-20

Length	Pkg. Qty.	Case Qty.	Slotted Part No.	Slotted UOM /100	Phillips Part No.	Phillips UOM /100
3/8	50	1000	72300	^	72702	^
1/2	50	1000	72302	—	72704	—
5/8	50	1000	72304	—	72706	—
3/4	50	1000	72306	—	72708	—
1"	50	1000	72308	—	72710	—
1-1/4	50	1000	72310	—	72712	—
1-1/2	50	1000	72312	—	72714	—
1-3/4	50	1000	72314	—	72716	—
2"	25	1000	72316	—	72718	—
2-1/4	25	1000	72318	—	72720	—
2-1/2	25	1000	72320	—	72722	—
2-3/4	25	1000	0170045	—	0170132	—
3"	25	1000	72322	—		
3-1/2	25	1000	72324	—	0170133	—
4"	10	1000	72326	—	0170134	—
4-1/2	10	1000	0170046	—	0170135	—
5"	10	1000	0170047	—	0170136	—
6"	10	1000	0170048	—	0170137	—

5/16"-18

Length	Pkg. Qty.	Case Qty.	Slotted Part No.	Slotted UOM /100	Phillips Part No.	Phillips UOM /100
1/2	50	1000	72352	^	0170138	^
5/8	50	1000	72354	—	0170139	—
3/4	50	1000	72356	—	0170140	—
1"	50	1000	72358	—	0170142	—
1-1/4	50	1000	72360	—	0170143	—
1-1/2	50	1000	72362	—	0170144	—
1-3/4	50	1000	72364	—	0170145	—
2"	25	1000	72366	—	0170146	—
2-1/4	25	1000			0170147	—
2-1/2	25	1000	72370	—	0170148	—
3"	25	1000	72372	—	0170149	—
3-1/2	25	1000	72374	—	0170150	—
4"	10	1000	72376	—	0170151	—
4-1/2	10	1000	0170049	—	0170152	—
5"	10	1000	0170050	—	0170153	—

3/8"-16

Length	Pkg. Qty.	Case Qty.	Slotted Part No.	Slotted UOM /100	Phillips Part No.	Phillips UOM /100
1/2	25	500	72401	^		
5/8	25	500	72402	—	0170155	—
3/4	25	500	72403	—	0170156	—
1"	25	500	72404	—	0170157	—
1-1/4	25	500	72405	—	0170158	—
1-1/2	25	500	72406	—	0170159	—
2"	10	500	72408	—	0170161	—
2-1/4	10	500	72409	—		
2-1/2	10	500	72410	—	0170162	—
3"	10	500	72411	—	0170164	—
3-1/2	10	500	72412	—	0170165	—
4"	5	500	72413	—	0170166	—
4-1/2	5	500	0170053	—	0170167	—
5"	5	500	0170054	—	0170168	—
6"	5	500	0170055	—	0170169	—

1/2"-13

Length	Pkg. Qty.	Case Qty.	Slotted Part No.	Slotted UOM /100
3/4	10	500	72423	^
1"	10	500	72424	—
1-1/4	10	500	72425	—
1-1/2	10	500	72426	—
2"	5	500	72428	—
2-1/4	5	500	72429	—
2-1/2	5	500	72430	—
3"	5	500	72431	—
3-1/2	5	500	72432	—
4"	1	500	72433	—
4-1/2	1	500	0170056	—
5"	1	500	0170057	—
6"	1	500	0170059	—

Oval Head Machine Screws
Grade 18-8, Phillips Drive

6-32

Length	Pkg. Qty.	Case Qty.	Part No.	UOM /100
1/4	100	2500	72742	^
3/8	100	2500	72744	—
1/2	100	2500	72746	—
5/8	100	2500	72747	—
3/4	100	2500	72748	—
1"	100	2500	72749	—
1-1/4	100	2500	72750	—
1-1/2	100	2500	72751	—
2"	100	2500	72753	—
2-1/4	100	2500	72754	—

8-32

Length	Pkg. Qty.	Case Qty.	Part No.	UOM /100
1/4	100	2500	72755	^
3/8	100	2500	72757	—
1/2	100	2500	72759	—
5/8	100	2500	72760	—
3/4	100	2500	72761	—
1"	100	2500	72763	—
1-1/4	100	2500	72764	—
1-1/2	100	2500	72765	—
1-3/4	100	2500	72766	—
2"	100	2500	72767	—
2-1/2	100	2500	0170183	—

10-24

Length	Pkg. Qty.	Case Qty.	Part No.	UOM /100
5/16	100	2500	72768	^
3/8	100	2500	72769	—
1/2	100	2500	72771	—
5/8	100	2500	72676	—
3/4	100	2500	72677	—
7/8	100	2500	72678	—
1"	100	2500	72679	—
1-1/4	100	2500	72772	—
1-1/2	100	2500	72773	—
1-3/4	100	2500	72774	—
2"	100	2500	72775	—
2-1/2	100	2500	0170185	—
3"	100	2500	0170186	—
3-1/2	100	2500	0170187	—
4"	100	2500	0170188	—

Machine Screws Cont.

10-32

Length	Pkg. Qty.	Case Qty.	Part No.	UOM /100
3/8	100	2500	72777	^—
5/8	100	2500	72780	—
3/4	100	2500	72781	—
1"	100	2500	72783	—
1-1/4	100	2500	72784	—
1-1/2	100	2500	72785	—
2"	100	2500	72787	—
2-1/2	100	2500	0170189	—
3"	100	2500	0170190	—
3-1/2	100	2500	0170191	—

12-24

Length	Pkg. Qty.	Case Qty.	Part No.	UOM /100
1/2	100	2500	0170193	^—
3/4	100	2500	0170194	—
1"	100	2500	0170195	—
1-1/4	100	2500	0170196	—
1-1/2	100	2500	0170197	—
1-3/4	100	2500	0170198	—
2"	100	2500	0170199	—
2-1/2	100	2500	0170200	—
3"	100	2500	0170201	—

1/4"-20

Length	Pkg. Qty.	Case Qty.	Part No.	UOM /100
3/8	50	1000	72703	^—
1/2	50	1000	72705	—
5/8	50	1000	72707	—
3/4	50	1000	72709	—
1"	50	1000	72711	—
1-1/4	50	1000	72713	—
1-1/2	50	1000	72715	—
1-3/4	50	1000	72717	—
2"	25	1000	72719	—
2-1/4	25	1000	72721	—
2-1/2	25	1000	72723	—
3"	25	1000	72725	—
3-1/2	25	1000	0170202	—
4"	10	1000	0170203	—
4-1/2	10	1000	0170204	—
5"	10	1000	0170205	—
6"	10	1000	0170206	—

5/16"-18

Length	Pkg. Qty.	Case Qty.	Part No.	UOM /100
3/4	50	1000	0170207	^—
7/8	50	1000	0170208	—
1"	50	1000	0170209	—
1-1/4	50	1000	0170210	—
1-1/2	50	1000	0170211	—
2"	25	1000	0170213	—
2-1/2	25	1000	0170214	—
3"	25	1000	0170215	—
3-1/2	25	1000	0170216	—
4"	10	1000	0170217	—
5"	10	1000	0170218	—

Pan Head Machine Screws

Grade 18-8, Slotted, Phillips, Combo, and Square Drive

Pan Head Screws offer low clearance from the low profile, large diameter head, length is measured from under the head.

0-80

Length	Pkg. Qty.	Case Qty.	Phillips Part No.	Phillips UOM /100
3/32"	100	2500	0146585	^—
1/8"	100	2500	0170298	—
3/16"	100	2500	0170299	—
1/4"	100	2500	0170300	—
5/16"	100	2500	0170301	—
1/2"	100	2500	0170303	—
3/4"	100	2500	0170305	—
1"	100	2500	0170306	—

2-56

Length	Pkg. Qty.	Case Qty.	Slotted Part No.	Slotted UOM /100	Phillips Part No.	Phillips UOM /100
1/8"	100	2500	70595	^—	72452	^—
3/16"	100	2500	70596	—	72454	—
1/4"	100	2500	70597	—	72456	—
5/16"	100	2500	70598	—	72458	—
3/8"	100	2500	70599	—	72460	—
7/16"	100	2500	70600	—	72462	—
1/2"	100	2500	70601	—	72464	—
5/8"	100	2500	70602	—	72466	—
3/4"	100	2500	70603	—	72468	—
7/8"	100	2500	70604	—	72470	—
1"	100	2500	70605	—	72472	—
1-1/2"	100	2500	0173996	—	0170318	—

4-40

Length	Pkg. Qty.	Case Qty.	Slotted Part No.	Slotted UOM /100	Phillips Part No.	Phillips UOM /100
1/8"	100	2500	70641	^—	72474	^—
3/16"	100	2500	70642	—	72476	—
1/4"	100	2500	70643	—	72478	—
5/16"	100	2500	70644	—	72480	—
3/8"	100	2500	70645	—	72482	—
7/16"	100	2500	70646	—	72484	—
1/2"	100	2500	70647	—	72486	—
9/16"	100	2500			0173576	—
5/8"	100	2500	70648	—	72488	—
3/4"	100	2500	70649	—	72490	—
7/8"	100	2500	70650	—	72492	—
1"	100	2500	70651	—	72494	—
1-1/8"	100	2500	0170257	—	0170329	—
1-1/4"	100	2500	70652	—	72496	—
1-1/2"	100	2500	70653	—	72498	—
1-3/4	100	2500	0170258	—	0170330	—
2"	100	2500	0170259	—	0170331	—
2-1/2"	100	2500			0170332	—
3"	100	2500			0170333	—

5-40

Length	Pkg. Qty.	Case Qty.	Slotted Part No.	Slotted UOM /100
3/16	100	2500	0170261	^—
1/4	100	2500	0170262	—
3/8	100	2500	0170264	—
1/2	100	2500	0170266	—
5/8	100	2500	0170267	—
3/4	100	2500	0170268	—
1"	100	2500	0170269	—
1-1/4	100	2500	0170270	—
1-1/2	100	2500	0170271	—

Machine Screws

Machine Screws Cont.

6-32

Length	Pkg. Qty.	Case Qty.	Slotted Part No.	Slotted UOM /100	Phillips Part No.	Phillips UOM /100
3/16	100	2500	71348	^	72500	^
1/4	100	2500	71340	—	72383	—
5/16	100	2500	71341	—	72384	—
3/8	100	2500	71342	—	72385	—
7/16	100	2500	71343	—	72386	—
1/2	100	2500	71344	—	72516	—
5/8	100	2500	71345	—	72387	—
3/4	100	2500	71346	—	72388	—
7/8	100	2500	71347	—	72389	—
1"	100	2500	71371	—	72390	—
1-1/4	100	2500	71373	—	72391	—
1-1/2	100	2500	71375	—	72392	—
2"	100	2500	71379	—	72393	—
2-1/4"	100	2500			0173587	—
2-1/2	100	2500	0170274	—	0170346	—
3"	100	2500	0174035	—	0170347	—

8-32

Length	Pkg. Qty.	Case Qty.	Slotted Part No.	Slotted UOM /100	Phillips/Slotted Phillips Part No.	Phillips/Slotted Phillips UOM /100	Phillips/Slotted Combo Part No.	Phillips/Slotted Combo UOM /100	Phillips/Slotted Square Part No.	Phillips/Slotted Square UOM /100
1/4	100	2500	71405	^	72394	^				
5/16	100	2500	71409	—	72395	—				
3/8	100	2500	71413	—	72396	—	0172645	—	0175528	—
7/16	100	2500	71475	—	72397	—				
1/2	100	2500	71417	—	72398	—	0172646	—	0175529	—
5/8	100	2500	71421	—	72399	—	0172647	—		
3/4	100	2500	71425	—			0172648	—	0175530	—
7/8	100	2500	71476	—	72417	—				
1"	100	2500	71429	—	72418	—			0175531	—
1-1/4	100	2500	71433	—	72419	—			0175532	—
1-1/2	100	2500	71437	—	72434	—			0175533	—
1-3/4	100	2500	71439	—	72435	—				
2"	100	2500	71443	—	72436	—			0175534	—
2-1/4"	100	2500			0170351	—				
2-1/2	100	2500	71449	—	0170352	—				
3"	100	2500	71451	—	0170354	—				
3-1/2"	100	2500			0170355	—				
4"	100	2500			0146591	—				

10-24

Length	Pkg. Qty.	Case Qty.	Slotted Part No.	Slotted UOM /100	Phillips/Slotted Phillips Part No.	Phillips/Slotted Phillips UOM /100	Phillips/Slotted Combo Part No.	Phillips/Slotted Combo UOM /100	Phillips/Slotted Square Part No.	Phillips/Slotted Square UOM /100
3/8	100	2500	71507	^	72438	^	0172649	^	0175535	^
1/2	100	2500	71511	—	72440	—	0172650	—	0175536	—
5/8	100	2500	71515	—	72441	—	0172651	—		
3/4	100	2500	71519	—	72442	—	0172652	—	0175537	—
7/8	100	2500	71521	—	72443	—				
1"	100	2500	71523	—	72444	—			0175538	—
1-1/4	100	2500	71527	—	72445	—			0175539	—
1-1/2	100	2500	71531	—	72446	—			0175540	—
1-3/4	100	2500	71535	—	72447	—				
2"	100	2500	71539	—	72448	—			0175541	—
2-1/4	100	2500	71543	—	0170358	—				
2-1/2	100	2500	71547	—						
3"	100	2500	71553	—						
3-1/2"	100	2500			0170361	—				

10-32

Length	Pkg. Qty.	Case Qty.	Slotted Part No.	Slotted UOM /100	Phillips Part No.	Phillips UOM /100	Phillips/Slotted Combo Part No.	Phillips/Slotted Combo UOM /100
1/4	100	2500	71603	^	0170363	^		
5/16	100	2500			72449	—		
3/8	100	2500	71607	—	72450	—	0172653	—
7/16	100	2500	71500	—	72514	—		
1/2	100	2500	71611	—	72515	—	0172654	—
5/8	100	2500	71615	—	72517	—	0172655	—
3/4	100	2500	71619	—	72534	—	0172656	—
7/8	100	2500	71501	—	72535	—		
1"	100	2500	71623	—	72536	—		
1-1/4	100	2500	71627	—	72537	—		
1-1/2	100	2500	71631	—	72554	—		
1-3/4	100	2500	71635	—	72555	—		
2"	100	2500	71639	—	72556	—		
2-1/2	100	2500	71647	—				
3"	100	2500	71653	—	0170368	—		
3-1/2	100	2500	0170275	—				
4"	100	2500			0146592	—		

12-24

Length	Pkg. Qty.	Case Qty.	Slotted Part No.	Slotted UOM /100
5/16	100	2500	0170276	^
3/8	100	2500	0170277	—
1/2	100	2500	0170278	—
5/8	100	2500	0170279	—
3/4	100	2500	0170280	—
1"	100	2500	0170281	—
1-1/4	100	2500	0170282	—
1-1/2	100	2500	0170283	—
1-3/4	100	2500	0170284	—
2"	100	2500	0170285	—

1/4"-20

Length	Pkg. Qty.	Case Qty.	Phillips/Slotted Slotted Part No.	Phillips/Slotted Slotted UOM /100	Phillips/Slotted Phillips Part No.	Phillips/Slotted Phillips UOM /100	Phillips/Slotted Combo Part No.	Phillips/Slotted Combo UOM /100	Phillips/Slotted Square Part No.	Phillips/Slotted Square UOM /100
1/4	50	1000	0170286	^	72582	^				
5/16	50	1000	0170287	—	72607	—				
3/8	50	1000	71803	—	72584	—			0175542	—
1/2	50	1000	71808	—	72586	—	0172657	—	0175543	—
5/8	50	1000	71813	—	72588	—				
3/4	50	1000	71818	—	72590	—	0172659	—	0175544	—
7/8	50	1000	71563	—	72595	—				
1"	50	1000	71823	—	72592	—	0172660	—	0175545	—
1-1/4	50	1000	71828	—	72594	—			0175546	—
1-1/2	50	1000	71833	—	72597	—			0175547	—
1-3/4	50	1000	71838	—	72599	—				
2"	25	1000	71843	—	72601	—			0175548	—
2-1/4	25	1000	71848	—	72603	—				
2-1/2	25	1000	71853	—	72605	—				
3"	25	1000	71858	—					0175550	—
3-1/2"	25	1000			0170381	—				
4"	25	1000			0170382	—			0175552	—
4-1/2"	25	1000			0146593	—				
5"	25	1000			0170383	—				
6"	25	1000			0170384	—				

Machine Screws Cont.

5/16"-18

Length	Pkg. Qty.	Case Qty.	Slotted Part No.	Slotted UOM /100
1/2	50	1000	71903	^—
5/8	50	1000	71906	—
3/4	50	1000	71909	—
1"	50	1000	71912	—
1-1/4	50	1000	71915	—
1-1/2	50	1000	71918	—
1-3/4	50	1000	71921	—
2"	25	1000	71926	—
2-1/2	25	1000	71932	—
3"	25	1000	71935	—

3/8"-16

Length	Pkg. Qty.	Case Qty.	Slotted Part No.	Slotted UOM /100
1/2	25	500	71939	^—
3/4	25	500	71943	—
1"	25	500	71948	—
1-1/4	25	500	71951	—
1-1/2	25	500	71954	—
2"	10	500	71960	—
2-1/2	10	500	71966	—

Truss Head Machine Screws

Grade 18-8, Slotted and Phillips Drive

Truss Head Screws, also knows as oven head or stove head screws, have the largest head diameter of all machine screw head styles. Ideal for use in enlarged holes. Truss Heads have a low, rounded top with flat bearing surface, length is measured from under the head.

4-40

Length	Pkg. Qty.	Case Qty.	Slotted Part No.	Slotted UOM /100	Phillips Part No.	Phillips UOM /100
1/8	100	2500			0170514	^—
3/16	100	2500			0170515	—
1/4	100	2500	70669	—	0170516	—
5/16	100	2500			0170517	—
3/8	100	2500	70671	—	0170518	—
1/2	100	2500	70673	—	0170519	—
3/4	100	2500	70675	—	0170521	—
1"	100	2500	70677	—	0170523	—
1-1/4	100	2500			0170524	—

6-32

Length	Pkg. Qty.	Case Qty.	Slotted Part No.	Slotted UOM /100	Phillips Part No.	Phillips UOM /100
3/16	100	2500	71349	^—	0170527	^—
1/4	100	2500	71354	—		
5/16	100	2500	71358	—	0170528	—
3/8	100	2500	71392	—	0170529	—
1/2	100	2500	71394	—	0170531	—
5/8	100	2500	71366	—	0170532	—
3/4	100	2500	71395	—	0170533	—
7/8	100	2500			0170534	—
1"	100	2500	71397	—	0170535	—
1-1/4	100	2500			0170536	—
1-1/2	100	2500			0170537	—

8-32

Length	Pkg. Qty.	Case Qty.	Slotted Part No.	Slotted UOM /100	Phillips Part No.	Phillips UOM /100
3/16	100	2500			0170538	^—
1/4	100	2500	71407	—	0170539	—
5/16	100	2500	71411	—	0170540	—
3/8	100	2500	71415	—	0170541	—
1/2	100	2500	71419	—	0170543	—
5/8	100	2500	71423	—	0170544	—
3/4	100	2500	71427	—	0170545	—
7/8	100	2500	71484	—	0170546	—
1"	100	2500	71431	—	0170547	—
1-1/4	100	2500	71435	—	0170548	—
1-1/2	100	2500	71485	—	0170549	—
1-3/4	100	2500	71441	—	0170550	—
2"	100	2500	71445	—	0170551	—

10-24

Length	Pkg. Qty.	Case Qty.	Slotted Part No.	Slotted UOM /100	Phillips Part No.	Phillips UOM /100
1/4	100	2500	71504	^—	0170552	^—
3/8	100	2500	71508	—	0170554	—
1/2	100	2500	71512	—	0170556	—
5/8	100	2500	71516	—	0170557	—
3/4	100	2500	71520	—	0170558	—
7/8	100	2500			0170559	—
1"	100	2500	71524	—	0170560	—
1-1/4	100	2500	71528	—	0170561	—
1-1/2	100	2500	71532	—	0170562	—
1-3/4	100	2500			0170563	—
2"	100	2500	71540	—	0170564	—
2-1/4	100	2500			0170565	—
2-1/2	100	2500	71548	—	0170566	—
3"	100	2500	71554	—	0170567	—
4"	100	2500			0170568	—

10-32

Length	Pkg. Qty.	Case Qty.	Slotted Part No.	Slotted UOM /100	Phillips Part No.	Phillips UOM /100
1/4	50	2500	71604	^—	0170569	^—
3/8	50	2500	71608	—	0170571	—
1/2	50	2500	71612	—	0170572	—
5/8	50	2500	71616	—	0170573	—
3/4	50	2500	71620	—	0170574	—
1"	50	2500	71624	—	0170576	—
1-1/4	50	2500	71628	—	0170578	—
1-1/2	50	2500	71632	—	0170579	—
2"	50	2500	71640	—	0170581	—
2-1/2	50	2500	71648	—		

If its not on our shelf...we'll make it!
Ask the local store to quote your threaded and machined parts.

Machine Screws

Machine Screws Cont.

1/4"-20

Length	Pkg. Qty.	Case Qty.	Slotted Part No.	Slotted UOM /100	Phillips Part No.	Phillips UOM /100
3/8	50	1000	71804	^	0170586	^
1/2	50	1000	71809	—	0170587	—
5/8	50	1000	71814	—	0170588	—
3/4	50	1000	71819	—	0170589	—
7/8	50	1000	71567	—	0170590	—
1"	50	1000	71824	—	0170591	—
1-1/4	50	1000	71829	—	0170592	—
1-1/2	50	1000	71834	—	0170593	—
1-3/4	50	1000	71839	—	0170594	—
2"	50	1000	71844	—	0170595	—
2-1/2	50	1000	71854	—	0170597	—
3"	50	1000	71859	—	0170599	—
3-1/2	50	2500			0170600	—
4"	50	1000	71869	—	0170601	—

5/16"-18

Length	Pkg. Qty.	Case Qty.	Slotted Part No.	Slotted UOM /100	Phillips Part No.	Phillips UOM /100
1/2	50	1000	71905	^	0170602	^
5/8	50	1000	71908	—	0170603	—
3/4	50	1000	71911	—	0170604	—
1"	50	1000	71914	—	0170605	—
1-1/4	50	1000	71917	—	0170606	—
1-1/2	50	1000	71920	—	0170607	—
2"	25	1000	71925	—	0170608	—
2-1/2	25	500	71931	—	0170609	—

3/8"-16

Length	Pkg. Qty.	Case Qty.	Slotted Part No.	Slotted UOM /100	Phillips Part No.	Phillips UOM /100
3/4	25	500	71947	^	0170611	^
1"	25	500	71950	—	0170612	—
1-1/4	25	500	71953	—	0170613	—
1-1/2	25	500	71956	—	0170614	—
2"	10	500	71962	—	0170616	—
2-1/2	10	500	71968	—	0170617	—

Binder Head Machine Screws

Slotted Drive
Grade 18-8
Slotted Drive
Coarse and Fine Thread

Binder Head Screws feature a larger bearing surface than pan head screws, binder head screws are ideal for creating a good connection in electrical applications. Length is measured from under the head.

2-56

Length	Pkg. Qty.	Case Qty.	Part No.	UOM /100
1/8	100	2500	70606	^
3/16	100	2500	70607	—
1/4	100	2500	70608	—
3/8	100	2500	70610	—
1/2	100	2500	70612	—
3/4	100	2500	70614	—
1"	100	2500	70616	—

4-40

Length	Pkg. Qty.	Case Qty.	Part No.	UOM /100
3/16	100	2500	70655	^
1/4	100	2500	70656	—
5/16	100	2500	70657	—
3/8	100	2500	70658	—
1/2	100	2500	70660	—
5/8	100	2500	70661	—
3/4	100	2500	70662	—
1"	100	2500	70664	—

6-32

Length	Pkg. Qty.	Case Qty.	Part No.	UOM /100
3/16	100	2500	71351	^
1/4	100	2500	71353	—
5/16	100	2500	71357	—
3/8	100	2500	71361	—
1/2	100	2500	71363	—
5/8	100	2500	71365	—
3/4	100	2500	71369	—
1"	100	2500	71387	—
1-1/4	100	2500	71388	—
2"	100	2500	71391	—

8-32

Length	Pkg. Qty.	Case Qty.	Part No.	UOM /100
1/4	100	2500	71406	^
5/16	100	2500	71410	—
3/8	100	2500	71414	—
1/2	100	2500	71418	—
5/8	100	2500	71422	—
3/4	100	2500	71426	—
1"	100	2500	71430	—
1-1/4	100	2500	71434	—
1-1/2	100	2500	71479	—

10-24

Length	Pkg. Qty.	Case Qty.	Part No.	UOM /100
3/8	100	2500	71492	^
3/4	100	2500	71496	—

10-32

Length	Pkg. Qty.	Case Qty.	Part No.	UOM /100
1/4	100	2500	71601	^
3/8	100	2500	71605	—
1/2	100	2500	71609	—
5/8	100	2500	71613	—
3/4	100	2500	71617	—
1"	100	2500	71621	—
1-1/2	100	2500	71629	—
2"	100	2500	71637	—

1/4"-20

Length	Pkg. Qty.	Case Qty.	Part No.	UOM /100
1/2	50	1000	71806	^
5/8	50	1000	71811	—
3/4	50	1000	71816	—
1"	50	1000	71821	—

Fillister Head Machine Screws

Grade 18-8, Slotted Drive

Fillister Head Screws maximize driving power by combining the greatest head height and the smallest head diameter you can get in a machine screw. Length is measured from under the head.

6-32

Length	Pkg. Qty.	Case Qty.	Part No.	UOM /100
3/16"	100	2500	0170769	^
3/8"	100	2500	0170772	—
1/2"	100	2500	0170774	—
5/8"	100	2500	0170775	—
7/8"	100	2500	0170777	—
1"	100	2500	0170778	—
1-1/8"	100	2500	0146169	—
1-1/2"	100	2500	0170780	—
2"	100	2500	0170782	—

8-32

Length	Pkg. Qty.	Case Qty.	Part No.	UOM /100
1/4"	100	2500	0170784	^
5/16"	100	2500	0170785	—
3/8"	100	2500	0170786	—
1/2"	100	2500	0170788	—
5/8"	100	2500	0170789	—
3/4"	100	2500	0170790	—
1"	100	2500	0170792	—
1-1/4"	100	2500	0170793	—
1-1/2"	100	2500	0170794	—
1-3/4"	100	2500	0170795	—
2"	100	2500	0170796	—

10-24

Length	Pkg. Qty.	Case Qty.	Part No.	UOM /100
3/8"	100	2500	0170800	^
1/2"	100	2500	0170802	—
5/8"	100	2500	0170803	—
3/4"	100	2500	0170804	—
7/8"	100	2500	0170805	—
1"	100	2500	0170806	—
1-1/2"	100	2500	0170808	—
1-3/4"	100	2500	0170809	—

10-32

Length	Pkg. Qty.	Case Qty.	Part No.	UOM /100
1/4"	100	2500	0170813	^
1/2"	100	2500	0170816	—
5/8"	100	2500	0170817	—
3/4"	100	2500	0170818	—
1-1/4"	100	2500	0170821	—
1-1/2"	100	2500	0170822	—
2"	100	2500	0170824	—
2-1/2"	100	2500	0170825	—
3"	100	2500	0170826	—

1/4"-20

Length	Pkg. Qty.	Case Qty.	Part No.	UOM /100
3/8	50	1000	71805	^
1/2	50	1000	71810	—
5/8	50	1000	71815	—
3/4	50	1000	71820	—
1"	50	1000	71825	—
1-1/4	50	1000	71830	—
1-1/2	50	1000	71835	—
1-3/4	50	1000	71840	—
2"	25	1000	71845	—
2-1/2	25	1000	71855	—

Machine Screws Cont.

Indented Hex Washer Head Machine Screws
Grade 18-8, Slotted Drive

6-32

Length	Pkg. Qty.	Case Qty	Part No.	UOM /100.
1/4	100	2500	71355	^
5/16	100	2500	71359	—
5/8	100	2500	71367	—
3/4	100	2500	71467	—
1"	100	2500	71468	—
1-1/4	100	2500	71469	—
1-1/2	100	2500	71470	—

8-32

Length	Pkg. Qty.	Case Qty.	Part No.	UOM /100
1/4	100	2500	71489	^
3/8	100	2500	71452	—
1/2	100	2500	71453	—
5/8	100	2500	71454	—
3/4	100	2500	71455	—
1"	100	2500	71456	—
1-1/4	100	2500	71457	—
1-1/2	100	2500	71458	—

10-24

Length	Pkg. Qty.	Case Qty.	Part No.	UOM /100
1/4	100	2500	71569	^
3/8	100	2500	71570	—
1/2	100	2500	71571	—
5/8	100	2500	71572	—
3/4	100	2500	71573	—
1"	100	2500	71574	—
1-1/4	100	2500	71575	—
1-1/2	100	2500	71576	—
2"	100	2500	71578	—

10-32

Length	Pkg. Qty.	Case Qty.	Part No.	UOM /100
1/4	100	2500	71669	^
3/8	100	2500	71670	—
1/2	100	2500	71671	—
5/8	100	2500	71672	—
3/4	100	2500	71673	—
1"	100	2500	71674	—
1-1/4	100	2500	71675	—
1-1/2	100	2500	71676	—
1-3/4	100	2500	71677	—
2"	100	2500	71678	—

1/4"-20

Length	Pkg. Qty.	Case Qty.	Part No.	UOM /100
3/4"	100	2500	0173070	^
1"	100	2500	0173072	—
1-1/2"	100	2500	0173074	—

Hex Trim Head Machine Screws
Grade 18-8, Hex Drive, Unslotted

6-32

Length	Pkg. Qty.	Case Qty.	Part No.	UOM /100
1/4"	100	2500	0170666	^
5/16"	100	2500	0170667	—
3/8"	100	2500	0170668	—
1/2"	100	2500	0170669	—
5/8"	100	2500	0170670	—
3/4"	100	2500	0170671	—
1"	100	2500	0170672	—
1-1/4"	100	2500	0170673	—
1-1/2"	100	2500	0170674	—

8-32

Length	Pkg. Qty.	Case Qty.	Part No.	UOM /100
1/4"	100	2500	0170675	^
5/16"	100	2500	0170676	—
3/8"	100	2500	0170677	—
1/2"	100	2500	0170678	—
5/8"	100	2500	0170679	—
3/4"	100	2500	0170680	—
7/8"	100	2500	0170681	—
1"	100	2500	0170682	—
1-1/4"	100	2500	0170683	—
2"	100	2500	0170685	—

10-24

Length	Pkg. Qty.	Case Qty.	Part No.	UOM /100
1/4"	100	2500	0170686	^
1/2"	100	2500	0170688	—
3/4"	100	2500	0170690	—
7/8"	100	2500	0170691	—
1"	100	2500	0170692	—
1-1/4"	100	2500	0170693	—
1-1/2"	100	2500	0170694	—
2"	100	2500	0170696	—
2-1/2"	100	2500	0170697	—
3"	100	2500	0174684	—

10-32

Length	Pkg. Qty.	Case Qty.	Part No.	UOM /100
1/4"	100	2500	0170698	^
5/16"	100	2500	0170699	—
3/8"	100	2500	0170700	—
1/2"	100	2500	0170701	—
5/8"	100	2500	0170702	—
3/4"	100	2500	0170703	—
7/8"	100	2500	0170704	—
1"	100	2500	0170705	—
1-1/4"	100	2500	0170706	—
1-1/2"	100	2500	0170707	—
1-3/4"	100	2500	0170708	—
2"	100	2500	0170709	—
2-1/2"	100	2500	0170710	—
3"	100	2500	0172238	—

Round, Flat, and Pan Head Machine Screws
Grade 316, Slotted and Phillips Drive



Pan Head

4-40

			Phillips	
Length	Pkg. Qty.	Case Qty.	Part No.	UOM /100
3/16"	100	2500	0178561	^
1/4"	100	2500	0178562	—
3/8"	100	2500	0178564	—
1/2"	100	2500	0178565	—
5/8"	100	2500	0178566	—

If its not on our shelf...we'll make it!
Ask the local store to quote your threaded and machined parts.

Machine Screws, SEMS Screws

Machine Screws Cont.

6-32

Length	Round Slotted Part No.	UOM /100	Pan Slotted Part No.	UOM /100	Pan Phillips Part No.	UOM /100	Flat Phillips Part No.	UOM /100
1/4"	0177908	^	0177837	^	0178567	^	0178444	^
3/8"	0177909	—	0177838	—	0178569	—	0178446	—
1/2"	0177910	—	0177839	—	0178570	—	0178447	—
5/8"	0177911	—	0177840	—	0178571	—		
3/4"	0177912	—	0177841	—	0178572	—	0178448	—
1"	0177914	—	0177843	—	0178573	—	0178449	—
1-1/4"	0177915	—	0177844	—			0178450	—
1-1/2"	0177916	—	0177845	—			0178451	—
2"	0177917	—	0177846	—				

8-32

Length	Round Slotted Part No.	UOM /100	Pan Slotted Part No.	UOM /100	Pan Phillips Part No.	UOM /100	Flat Slotted Part No.	UOM /100	Flat Phillips Part No.	UOM /100
1/8"			0177847	^						
3/16"	0177918	—	0177848	—						
1/4"	0177919	—	0177849	—	0178574	—	0177750	—	0178452	—
5/16"			0177850	—			0177751	—		
3/8"	0177920	—	0177851	—	0178575	—	0177752	—	0178453	—
1/2"	0177921	—	0177852	—	0178576	—	0177753	—		
5/8"	0177922	—	0177853	—	0178577	—	0177754	—		
3/4"	0177923	—	0177854	—	0178578	—	0177755	—	0178455	—
7/8"	0177924	—	0177855	—			0177756	—		
1"	0177925	—	0177856	—	0178579	—	0177757	—		
1-1/4"	0177926	—	0177857	—			0177758	—	0178457	—
1-1/2"	0177927	—	0177858	—			0177759	—	0178458	—
1-3/4"	0177928	—								
2"	0177929	—								
3"	0177930	—								

10-24

Length	Round Slotted Part No.	UOM /100	Pan Phillips Part No.	UOM /100	Flat Phillips Part No.	UOM /100
3/8"	0177932	^	0178580	^	0178459	^
1/2"	0177933	—	0178581	—	0178460	—
3/4"	0177935	—	0178582	—	0178461	—
1"	0177937	—	0178583	—	0178462	—
1-1/4"					0178463	—
1-1/2"	0177939	—			0178464	—
2"	0177941	—				
2-1/4"	0177942	—				
3"	0177944	—				
3-1/2"	0177945	—				

10-32

Length	Round Slotted Part No.	UOM /100	Pan Slotted Part No.	UOM /100	Pan Phillips Part No.	UOM /100	Flat Slotted Part No.	UOM /100	Flat Phillips Part No.	UOM /100
3/8"			0177872	^	0178584	^				
1/2"	0177950	—	0177873	—			0177774	—	0178466	—
3/4"	0177952	—	0177875	—	0178586	—	0177776	—	0178467	—
1"	0177954	—	0177877	—	0178587	—	0177777	—	0178468	—
1-1/4"			0177878	—					0178469	—
1-1/2"	0177956	—					0177779	—	0178470	—
2"	0177958	—					0177780	—		
2-1/2"							0177782	—		
3"							0177783	—		

1/4"-20

Length	Round Slotted Part No.	UOM /100	Pan Phillips Part No.	UOM /100	Flat Slotted Part No.	UOM /100	Flat Phillips Part No.	UOM /100
1/4"	0177961	^						
3/8"	0177963	—						
1/2"	0177964	—	0178588	—	0177789	—	0178471	—
5/8"	0177965	—			0177790	—		
3/4"	0177966	—	0178589	—	0177791	—	0178472	—
1"			0178590	—	0177792	—		
1-1/4"	0177969	—	0178591	—	0177793	—	0178474	—
1-1/2"	0177970	—	0178592	—	0177794	—	0178475	—
2"	0177971	—	0178593	—	0177796	—	0178476	—
2-1/4"			0178594	—				
2-1/2"					0177797	—	0178477	—
3"	0177972	—			0177798	—	0178478	—

5/16"-18

Length	Round Slotted Part No.	UOM /100	Pan Phillips Part No.	UOM /100	Flat Slotted Part No.	UOM /100	Flat Phillips Part No.	UOM /100
1/2"	0177973	^	0178595	^	0177799	^		
3/4"	0177974	—	0178596	—	0177800	—	0178479	—
1"	0177975	—	0178597	—	0177801	—	0178480	—
1-1/4"	0177976	—	0178598	—	0177802	—	0178481	—
1-1/2"	0177977	—	0178599	—	0177803	—	0178482	—
2"	0177979	—	0178600	—	0177804	—	0178483	—
2-1/2"	0177980	—	0178601	—				

SEMS Screws

Pan Head SEMS Screws

18-8, Phillips Drive
Internal and External



2-56

Length	Internal Part No.	UOM /100
3/16"	0175372	^
1/4"	0175373	—
5/16"	0175374	—
3/8"	0175375	—
1/2"	0175377	—
5/8"	0175378	—
3/4"	0175379	—

4-40

Length	External Part No.	UOM /100	Internal Part No.	UOM /100
3/16"	0175324	^	0175380	^
1/4"	0175325	—	0175381	—
5/16"	0175326	—	0175382	—
3/8"	0175327	—	0175383	—
1/2"	0175329	—	0175385	—
5/8"	0175330	—	0175386	—
3/4"	0175331	—	0175387	—

6-32

Length	External Part No.	UOM /100	Internal Part No.	UOM /100
3/16"	0175334	^	0175390	^
1/4"	0175335	—	0175391	—
5/16"	0175336	—	0175392	—
3/8"	0175337	—	0175393	—
1/2"	0175339	—	0175395	—
5/8"	0175340	—	0175396	—
3/4"	0175341	—	0175397	—

SEMS Screws, Wood Screws, S.S. Sheet Metal Screws

SEMS Screws Cont.

Pan Head SEMS Screws
18-8, Phillips Drive



8-32

Length	External Part No.	External UOM /100	Internal Part No.	Internal UOM /100
1/4"	0175344	^—	0175400	^—
5/16"	0175345	—	0175401	—
3/8"	0175346	—	0175402	—
1/2"	0175348	—	0175404	—
5/8"	0175349	—	0175405	—
3/4"	0175350	—	0175406	—
1"	0175352	—	0175408	—

10-24

Length	External Part No.	External UOM /100	Internal Part No.	Internal UOM /100
3/8"	0175353	^—	0175410	^—
1/2"	0175354	—	0175411	—
5/8"	0175355	—	0175412	—
3/4"	0175356	—	0175413	—
1"	0175357	—	0175414	—

10-32

Length	External Part No.	External UOM /100	Internal Part No.	Internal UOM /100
1/4"	0175358	^—	0175415	^—
5/16"	0175359	—	0175416	—
3/8"	0175360	—	0175417	—
1/2"	0175362	—	0175419	—
5/8"	0175363	—	0175420	—
3/4"	0175364	—	0175421	—
1"	0175366	—	0175423	—

1/4-20

Length	External Part No.	External UOM /100	Internal Part No.	Internal UOM /100
3/8"	0175367	^—	0175424	^—
1/2"	0175368	—	0175425	—
5/8"	0175369	—	0175426	—
3/4"	0175370	—	0175427	—
1"	0175371	—	0175428	—

Round Head
Grade 18-8, U-Drive

#0

Length	Part No.	UOM /100
1/8"	0172705	^—
3/16"	0172706	—
1/4"	0172707	—
3/8"	0172708	—

#2

Length	Part No.	UOM /100
1/8"	0172713	^—
3/16"	0172714	—
5/16"	0172716	—
3/8"	0172717	—
1/2"	0172718	—

#4

Length	Part No.	UOM /100
3/16"	0172719	^—
1/4"	0172720	—
3/8"	0172722	—

#6

Length	Part No.	UOM /100
1/4"	0172724	^—
5/16"	0172725	—
3/8"	0172726	—
1/2"	0172727	—
5/8"	0172728	—

#8

Length	Part No.	UOM /100
1/4"	0172729	^—
3/8"	0172730	—
1/2"	0172731	—

#10

Length	Part No.	UOM /100
1/4"	0172732	^—
5/16"	0172738	—
3/8"	0172733	—
1/2"	0172734	—
5/8"	0172735	—

Wood Screws

Flat Head Wood Screws
18-8, Slotted and Phillips Drive

#4

Length	Slotted Part No.	Slotted UOM /100	Pkg. Qty.	Case Qty.
1/2	72795	^—	100	2500

#6

Length	Slotted Part No.	Slotted UOM /100	Phillips Part No.	Phillips UOM /100	Pkg. Qty.	Case Qty.
3/8	72801	^—	0135707	^—	100	2500
1/2	72803	—	0135708	—	100	2500
3/4	72805	—	0135709	—	100	2500
1"	72807	—	0135710	—	100	2500
1-1/4	72809	—	0135711	—	100	2500
1-1/2	72811	—	0135712	—	100	2500

#8

Length	Slotted Part No.	Slotted UOM /100	Phillips Part No.	Phillips UOM /100	Pkg. Qty.	Case Qty.
1/2	72813	^—	0135713	^—	100	2500
5/8	72791	—			100	2500
3/4	72815	—	0135714	—	100	2500
1"	72817	—	0135715	—	100	2500
1-1/4	72819	—	0135716	—	100	2500
1-1/2	72821	—	0135717	—	100	2500
1-3/4			0135718	—	100	2500
2"	72825	—	0135719	—	100	2500

#10

Length	Slotted Part No.	Slotted UOM /100	Phillips Part No.	Phillips UOM /100	Pkg. Qty.	Case Qty.
5/8	72846	^—	0135729	^—	100	2500
3/4	72829	—	0135721	—	100	2500
1"	72831	—	0135722	—	100	2500
1-1/4	72833	—	0135723	—	100	2500
1-1/2	72835	—	0135724	—	100	2500
1-3/4	72837	—	0135725	—	100	2500
2"	72839	—	0135726	—	100	2500
2-1/2	72841	—	0135727	—	100	2500
3"	72843	—	0135728	—	100	2500

#12

Length	Slotted Part No.	Slotted UOM /100	Phillips Part No.	Phillips UOM /100	Pkg. Qty.	Case Qty.
3/4	72847	^—	0135730	^—	100	2500
1"	72849	—	0135731	—	100	2500
1-1/4	72851	—	0135732	—	100	2500
1-1/2	72853	—	0135733	—	100	2500
1-3/4	72855	—	0135734	—	100	2500
2"	72857	—	0135735	—	100	2500
2-1/2	72859	—	0135736	—	100	2500
3"	72861	—	0135737	—	100	2500

#14

Length	Slotted Part No.	Slotted UOM /100	Phillips Part No.	Phillips UOM /100	Pkg. Qty.	Case Qty.
1"	72865	^—	0135738	^—	100	2500
1-1/4	72867	—	0135739	—	100	2500
1-1/2	72869	—	0135740	—	100	2500
1-3/4	72871	—	0135741	—	100	2500
2"	72873	—	0135742	—	100	2500
2-1/2	72875	—	0135743	—	100	2500
3"	72877	—	0135744	—	100	2500

Stainless Steel Sheet Metal Screws

Hex Washer Head Sheet Metal Screws
Grade 18-8, Slotted Drive, Type A

#6

Length	Part No.	Pkg. Qty.	Case Qty.	UOM /100
1/4"	73147	100	2500	^—
3/8"	73148	100	2500	—
1/2"	73149	100	2500	—
5/8"	73146	100	2500	—
3/4"	73082	100	2500	—
1"	73084	100	2500	—

#8

Length	Part No.	Pkg. Qty.	Case Qty.	UOM /100
3/8	73087	100	2500	^—
1/2	73150	100	2500	—
5/8	73088	100	2500	—
3/4	73151	100	2500	—
1"	73089	100	2500	—
1-1/4	73090	100	2500	—
1-1/2	73091	100	2500	—
2"	73093	100	2500	—

#10

Length	Part No.	Pkg. Qty.	Case Qty.	UOM /100
3/8	73094	100	2500	^—
1/2	73095	100	2500	—
5/8	73096	100	2500	—
3/4	73097	100	2500	—
1"	73098	100	2500	—
1-1/4	73099	100	2500	—
1-1/2	73100	100	5000	—
1-3/4	73101	100	2500	—
2"	73102	100	2500	—

If its not on our shelf...we'll make it!
Ask the local store to quote your threaded and machined parts.

Stainless Steel Sheet Metal Screws

Stainless Steel Sheet Metal Screws Cont.

#12

Length	Part No.	Pkg. Qty.	Case Qty.	UOM /100
1/2	73103	100	2500	^—
5/8	73104	100	2500	—
3/4	73105	100	2500	—
1"	73106	100	2500	—
1-1/4	73107	100	2500	—
1-1/2	73108	100	2500	—
2"	73110	100	2500	—

#14

Length	Part No.	Pkg. Qty.	Case Qty.	UOM /100
1/2	73111	100	2500	^—
5/8	73112	100	2500	—
3/4	73114	100	2500	—
1"	73153	100	2500	—
1-1/4	73154	100	2500	—
1-1/2	73155	100	2500	—
1-3/4	73156	100	2500	—
2"	73116	100	2500	—
2-1/2	73117	100	2500	—
3"	73118	100	2500	—

Pan Head Sheet Metal Screws

Phillips, Slotted, and Square Drives
Type A, B, and AB
18-8 Stainless Steel

#4

			Slotted		Phillips						Square	
			Type A		Type A		Type B		Type AB		Type A	
Length	Pkg. Qty.	Case Qty.	Part No.	UOM /100	Part No.	UOM /100	Part No.	UOM /100	Part No.	UOM /100	Part No.	UOM /100
1/4	100	2500	72892	^—	71769	^—	0173515	^—				
5/16	100	2500					0173516	—				
3/8	100	2500	72897	—	71770	—	0173517	—	0148528	—	0171877	—
1/2	100	2500	72893	—	71771	—	0173518	—	0148530	—	0171878	—
5/8	100	2500			71772	—	0173519	—			0174106	—
3/4	100	2500	72895	—	71773	—	0173520	—	0148531	—	0174107	—
7/8	100	2500					0148671	—				
1"	100	2500	72896	—	71774	—	0148672	—	0148532	—		

#6

			Slotted		Phillips						Square	
			Type A		Type A		Type B		Type AB		Type A	
Length	Pkg. Qty.	Case Qty.	Part No.	UOM /100	Part No.	UOM /100	Part No.	UOM /100	Part No.	UOM /100	Part No.	UOM /100
1/4	100	2500	72899	^—	71775	^—	0173521	^—	0148533	^—		
5/16	100	2500			0171816	—						
3/8	100	2500	72901	—	72902	—	0173523	—	0148535	—	0171879	—
7/16	100	2500							0148536	—		
1/2	100	2500	72903	—	72904	—	0173524	—	0148537	—	0171880	—
5/8	100	2500	72898	—	71776	—	0173525	—	0148538	—	0171881	—
3/4	100	2500	72905	—	72906	—	0148677	—			0171882	—
7/8	100	2500			71777	—	0173526	—				
1"	100	2500	72907	—	72908	—	0148678	—			0171883	—
1-1/4	100	2500	72909	—	72910	—	0148679	—			0171884	—
1-1/2	100	2500	72911	—	72912	—	0148680	—			0171885	—
1-3/4	100	2500			0171817	—					0174108	—
2"	100	2500			0171818	—					0171886	—

#8

			Slotted		Phillips						Square	
			Type A		Type A		Type B		Type AB		Type A	
Length	Pkg. Qty.	Case Qty.	Part No.	UOM /100	Part No.	UOM /100	Part No.	UOM /100	Part No.	UOM /100	Part No.	UOM /100
1/4	100	2500	0171805	^—	0171823	^—	0173527	^—	0148542	^—		
5/16	100	2500							0148543	—		
3/8	100	2500	72979	—	72980	—	0173529	—	0148544	—	0171887	—
1/2	100	2500	72913	—	72914	—	0173530	—	0148546	—	29961	—
5/8	100	2500	72093	—	71787	—	0173531	—	0148547	—	0171889	—
3/4	100	2500	72915	—	72916	—	0173532	—	0148548	—	29962	—
7/8	100	2500			71788	—			0148549	—		
1"	100	2500	72917	—	72918	—	0173534	—	0148550	—	29964	—
1-1/4	100	2500	72919	—	72920	—	0173535	—	0148551	—	0171892	—
1-1/2	100	2500	72921	—	72922	—	0148682	—	0148552	—	29966	—
1-3/4	100	2500	72923	—	72924	—					0174109	—
2"	100	2500	72925	—	72926	—	0148684	—	0148554	—	29968	—
2-1/2	100	2500	0171806	—	0171824	—					0171895	—
3"	100	2500	0171807	—	0171825	—					0171896	—

Stainless Steel Sheet Metal Screws Cont.

#10

Length	Pkg. Qty.	Case Qty.	Slotted Type A Part No.	Slotted Type A UOM /100	Phillips Type A Part No.	Phillips Type A UOM /100	Phillips Type B Part No.	Phillips Type B UOM /100	Phillips Type AB Part No.	Phillips Type AB UOM /100	Square Type A Part No.	Square Type A UOM /100
1/4	100	2500					0173536	^—				
3/8	100	2500	72095	—	71799	—	0173538	—	0148555	—		
7/16	100	2500					0148685	—				
1/2	100	2500	72927	—	72928	—	0173539	—	0148557	—	29970	—
5/8	100	2500	72096	—	71800	—	0173540	—	0148558	—	0171898	—
3/4	100	2500	72929	—	72930	—	0173541	—			29971	—
7/8	100	2500	0171808	—	0171826	—	0173542	—	0148559	—		
1"	100	2500	72931	—	72932	—	0173543	—	0148560	—	29973	—
1-1/8	100	2500					0173544	—				
1-1/4	100	2500	72933	—	72934	—	0173545	—	0148561	—	0171901	—
1-1/2	100	2500	72935	—	72936	—	0148686	—	0148562	—	29975	—
1-3/4	100	2500			72938	—						
2"	100	2500	72939	—	72940	—			0148564	—	0171904	—
2-1/2	100	2500	72941	—	72942	—					0171905	—
3"	100	2500	72943	—	72944	—					0171906	—
3-1/2	100	2500			0171827	—						
4"	100	2500			0171828	—						

#12

Length	Pkg. Qty.	Case Qty.	Slotted Type A Part No.	Slotted Type A UOM /100	Phillips Type A Part No.	Phillips Type A UOM /100	Phillips Type B Part No.	Phillips Type B UOM /100	Phillips Type AB Part No.	Phillips Type AB UOM /100	Square Type A Part No.	Square Type A UOM /100
1/2	100	2500	72945	^—	72946	^—	0173547	^—	0148565	^—	0171907	^—
5/8	100	2500	72097	—	71880	—	0173510	—	0148566	—	0171908	—
3/4	100	2500	72947	—	72948	—	0173548	—	0148567	—	29981	—
1"	100	2500	72949	—	72950	—	0173550	—	0148568	—		
1-1/4	100	2500	72951	—	72952	—	0173511	—	0148569	—	0171911	—
1-1/2	100	2500	72953	—	72954	—			0148570	—	0171912	—
1-3/4	100	2500	72955	—	72956	—			0148571	—	0171913	—
2"	100	2500	72957	—	72958	—			0148572	—	0171914	—
2-1/2	100	2500	72959	—	72960	—					0171915	—
3"	100	2500	72961	—	72962	—					0171916	—
4"	100	2500			0171829	—						

#14

Length	Pkg. Qty.	Case Qty.	Slotted Type A Part No.	Slotted Type A UOM /100	Phillips Type A Part No.	Phillips Type A UOM /100	Phillips Type AB Part No.	Phillips Type AB UOM /100	Square Type A Part No.	Square Type A UOM /100
1/2	100	2500	72187	^—	71889	^—	0148574	^—	0171917	^—
3/4	100	2500	72963	—	72964	—	0148576	—	0171918	—
1"	100	2500	72965	—	72966	—	0148577	—		
1-1/4	100	2500	72967	—	72968	—			0171920	—
1-1/2	100	2500	72969	—	72970	—	0148579	—	0171921	—
1-3/4	100	2500			72972	—	0148580	—		
2"	100	2500	72973	—	72974	—	0148581	—	0171923	—
2-1/2	100	2500	72975	—	72976	—			0171924	—
3"	100	2500	72977	—	72978	—			0171925	—
3-1/2	100	2500			0171830	—			0174110	—
4"	100	2500			0171831	—				

Truss Head Sheet Metal Screws

18-8, Phillips Drive
Type A and AB

#6

Length	Pkg. Qty.	Case Qty.	Type A Phillips Part No.	Type A Phillips UOM /100	Type AB Phillips Part No.	Type AB Phillips UOM /100
1/4	100	2500	71778	^—	0148587	^—
5/16	100	2500			0148588	—
3/8	100	2500	71779	—	0148589	—
7/16	100	2500			0148590	—
1/2	100	2500	71780	—	0148591	—
5/8	100	2500	71781	—	0148592	—
3/4	100	2500	71782	—	0148593	—
1"	100	2500	71784	—	0148595	—
1-1/4	100	2500	71785	—		
1-1/2	100	2500	71786	—		

#8

Length	Pkg. Qty.	Case Qty.	Type A Phillips Part No.	Type A Phillips UOM /100	Type AB Phillips Part No.	Type AB Phillips UOM /100
3/8	100	2500	71789	^—	0148598	^—
1/2	100	2500	71790	—	0148600	—
5/8	100	2500	71791	—	0148601	—
3/4	100	2500	71792	—	0148602	—
7/8	100	2500			0148603	—
1"	100	2500	71794	—	0148604	—
1-1/4	100	2500	71795	—	0148605	—
1-1/2	100	2500	71796	—	0148606	—
1-3/4	100	2500	71797	—	0148607	—
2"	100	2500	71798	—	0148608	—

If its not on our shelf...we'll make it!
Ask the local store to quote your threaded and machined parts.

Stainless Steel Sheet Metal Screws

Stainless Steel Sheet Metal Screws Cont.

#10

Length	Pkg. Qty.	Case Qty.	Type A Phillips Part No.	Type A Phillips UOM /100	Type AB Phillips Part No.	Type AB Phillips UOM /100
3/8	100	2500	71871	^		
1/2	100	2500	71872	—	0148610	—
5/8	100	2500	71873	—		
3/4	100	2500	71874	—	0148612	—
1"	100	2500	71875	—	0148614	—
1-1/4	100	2500	71876	—	0148615	—
1-1/2	100	2500	71877	—	0148616	—
1-3/4	100	2500	71878	—	0148617	—
2"	100	2500	71879	—	0148618	—
2-1/2	100	2500	0171835	—		
3"	100	2500	0171836	—		

#12

Length	Pkg. Qty.	Case Qty.	Type A Phillips Part No.	Type A Phillips UOM /100	Type AB Phillips Part No.	Type AB Phillips UOM /100
1/2	100	2500	71881	^	0148619	^
5/8	100	2500	71882	—	0148620	—
3/4	100	2500	71883	—	0148621	—
1"	100	2500	71884	—	0148622	—
1-1/4	100	2500	71885	—	0148623	—
1-1/2	100	2500	71886	—	0148624	—
1-3/4	100	2500	71887	—	0148625	—
2"	100	2500	71888	—	0148626	—
2-1/2	100	2500	0171837	—		
3"	100	2500	0171838	—		

#14

Length	Pkg. Qty.	Case Qty.	Type A Phillips Part No.	Type A Phillips UOM /100	Type AB Phillips Part No.	Type AB Phillips UOM /100
1/2	100	2500	71891	^	0148628	^
3/4	100	2500	71893	—	0148630	—
1"	100	2500	71894	—	0148631	—
1-1/4	100	2500	71895	—	0148632	—
1-1/2	100	2500	71896	—	0148633	—
2"	100	2500	71898	—	0148635	—
2-1/2	100	2500	71899	—		
3"	100	2500	71900	—		

Oval Head Sheet Metal Screws

Grade 18-8, Phillips Drive

#4

Length	Pkg. Qty.	Case Qty.	Part No.	UOM /100
3/8	100	2500	72242	^
1/2	100	2500	72243	—
5/8	100	2500	72244	—
3/4	100	2500	72245	—
1"	100	2500	72246	—
1-1/2	50	2500	0171790	—

#6

Length	Pkg. Qty.	Case Qty.	Part No.	UOM /100
1/4	100	2500	72266	^
3/8	100	2500	72267	—
1/2	100	2500	72268	—
5/8	100	2500	72269	—
3/4	100	2500	72270	—
7/8	100	2500	72271	—
1"	100	2500	72272	—
1-1/4	100	2500	72273	—
1-1/2	100	2500	72274	—
1-3/4	50	2500	0171791	—

#8

Length	Pkg. Qty.	Case Qty.	Part No.	UOM /100
3/8	100	2500	72278	^
1/2	100	2500	72279	—
5/8	100	2500	72280	—
3/4	100	2500	72281	—
7/8	100	2500	72282	—
1"	100	2500	72283	—
1-1/4	100	2500	72284	—
1-1/2	100	2500	72285	—
1-3/4	100	2500	72286	—
2"	100	2500	73138	—
2-1/2	50	2500	0171793	—
3"	50	2500	0171794	—

#10

Length	Pkg. Qty.	Case Qty.	Part No.	UOM /100
3/8	100	2500	72290	^
1/2	100	2500	72291	—
5/8	100	2500	72292	—
3/4	100	2500	72293	—
7/8	100	2500	72294	—
1-1/4	100	2500	73144	—
1-1/2	100	2500	73145	—
1-3/4	100	2500	72296	—
2"	100	2500	72297	—
2-1/2	50	2500	0171795	—
3"	50	2500	0171796	—
3-1/2	50	2500	0171797	—
4"	50	2500	0171798	—

#12

Length	Pkg. Qty.	Case Qty.	Part No.	UOM /100
1/2	100	2500	72332	^
5/8	100	2500	72333	—
3/4	100	2500	72334	—
1"	100	2500	72336	—
1-1/4	100	2500	72337	—
1-1/2	100	2500	72338	—
1-3/4	100	2500	72339	—
2"	100	2500	72340	—
2-1/2	50	2500	0171799	—
3"	50	2500	0171800	—

#14

Length	Pkg. Qty.	Case Qty.	Part No.	UOM /100
1/2	100	2500	72341	^
3/4	100	2500	72343	—
1"	100	2500	72345	—
1-1/4	100	2500	72346	—
1-1/2	100	2500	72347	—
1-3/4	100	2500	72348	—
2"	100	2500	72349	—
2-1/2	50	2500	0171801	—
3"	50	2500	0171802	—

Flat Head Sheet Metal Screws

18-8, Type A
Phillips and Square

#4

Length	Pkg. Qty.	Case Qty.	Phillips Part No.	Phillips UOM /100
3/8	100	2500	72236	^
1/2	100	2500	72237	—
5/8	100	2500	72238	—
3/4	100	2500	72239	—
1"	100	2500	72240	—

#6

Length	Pkg. Qty.	Case Qty.	Phillips Part No.	Phillips UOM /100	Square Part No.	Square UOM /100
1/4	100	2500	72247	^		
3/8	100	2500	73002	—		
1/2	100	2500	73004	—	0171841	—
5/8	100	2500	72248	—		
3/4	100	2500	73006	—	0171842	—
7/8	100	2500	72249	—		
1"	100	2500	73008	—	0171843	—
1-1/4	100	2500	73010	—	0171844	—
1-1/2	100	2500	73012	—	0171845	—
2"	100	2500	0173355	—	0174078	—

#8

Length	Pkg. Qty.	Case Qty.	Phillips Part No.	Phillips UOM /100	Square Part No.	Square UOM /100
3/8	100	2500	72275	^		
1/2	100	2500	73014	—	0171846	—
5/8	100	2500	72276	—	0171847	—
3/4	100	2500	73016	—	0171848	—
7/8	100	2500	72277	—	0174075	—
1"	100	2500	73018	—	0171849	—
1-1/4	100	2500	73020	—	0171850	—
1-1/2	100	2500	73022	—	0171851	—
1-3/4	100	2500	73024	—	0171852	—
2"	100	2500	73026	—	0171853	—
2-1/2	100	2500	0171770	—	0171854	—
3"	100	2500	0171771	—	0171855	—

#10

Length	Pkg. Qty.	Case Qty.	Phillips Part No.	Phillips UOM /100	Square Part No.	Square UOM /100
3/8	100	2500	72287	^		
1/2	100	2500	73028	—	0171856	—
5/8	100	2500	72288	—		
3/4	100	2500	73030	—	0171857	—
7/8	100	2500	72289	—		
1"	100	2500	73032	—	0171858	—
1-1/4	100	2500	73034	—	0171859	—
1-1/2	100	2500	73036	—	0171860	—
1-3/4	100	2500	73038	—	0174079	—
2"	100	2500	73040	—	0171861	—
2-1/2	100	2500	73042	—	0171862	—
3"	100	2500	73044	—	0171863	—
3-1/2	100	2500	0171772	—	0174076	—
4"	100	2500	0171773	—	0174077	—

#12

Length	Pkg. Qty.	Case Qty.	Phillips Part No.	Phillips UOM /100	Square Part No.	Square UOM /100
1/2	100	2500	73046	^		
5/8	100	2500	72298	—		
3/4	100	2500	73048	—		
1"	100	2500	73050	—	0171864	—
1-1/4	100	2500	73052	—	0171865	—
1-1/2	100	2500	73054	—	0171866	—
1-3/4	100	2500	73056	—	0171867	—
2"	100	2500	73058	—	0171868	—
2-1/2	100	2500	73060	—	0171869	—
3"	100	2500	73062	—	0171870	—
3-1/2	100	2500	0171774	—		
4"	100	2500	0171775	—		

S/S Sheet Metal Screws, Thread Cutting Screws

Stainless Steel Sheet Metal Screws Cont.

#14

Length	Pkg. Qty.	Case Qty.	Phillips Part No.	Phillips UOM /100	Square Part No.	Square UOM /100
1/2	100	2500	73079	^		
5/8	100	2500	73080	—		
3/4	100	2500	73064	—		
1"	100	2500	73066	—	0174080	—
1-1/4	100	2500	73068	—	0171871	—
1-1/2	100	2500	73070	—	0171872	—
1-3/4	100	2500	73072	—	0171873	—
2"	100	2500	73074	—	0171874	—
2-1/2	100	2500	73076	—	0171875	—
3"	100	2500	73078	—	0171876	—
3-1/2	100	2500	0171776	—		
4"	100	2500	0171777	—		

Flat Head Sheet Metal Screws

Grade 410
Phillips Drive

#6

Length	Pkg. Qty.	Case Qty.	Part No.	UOM /100
1/2"	100	2500	0176074	^
3/4"	100	2500	0176075	—

#8

Length	Pkg. Qty.	Case Qty.	Part No.	UOM /100
1/2"	100	2500	0176076	^
3/4"	100	2500	0176078	—
1"	100	2500	0176079	—
2"	100	2500	0176080	—

Pan Head Sheet Metal Screws

Grade 410
Phillips Drive

#6

Length	Pkg. Qty.	Case Qty.	Part No.	UOM /100
3/8"	100	2500	0176087	^
1/2"	100	2500	0176088	—
3/4"	100	2500	0176090	—
1"	100	2500	0176091	—
1-1/4"	100	2500	0176092	—
1/2"	100	2500	0176108	—
3/4"	100	2500	0176110	—

#8

Length	Pkg. Qty.	Case Qty.	Part No.	UOM /100
3/8"	100	2500	0176094	^
1/2"	100	2500	0176095	—
3/4"	100	2500	0176097	—
1"	100	2500	0176098	—
1-1/4"	100	2500	0176099	—
1/2"	100	2500	0176112	—
3/4"	100	2500	0176114	—

#10

Length	Pkg. Qty.	Case Qty.	Part No.	UOM /100
1/2"	100	2500	0176103	^
3/4"	100	2500	0176104	—
1"	100	2500	0176105	—
1-1/4"	100	2500	0176106	—

Pan and Flat Head Sheet Metal Screws

Grade 316, Phillips Drive, Type A

#6

Length	Pkg. Qty.	Case Qty.	Pan Phillips Part No.	Pan Phillips UOM /100	Flat Phillips Part No.	Flat Phillips UOM /100
3/8	100	2500	0178523	^		
1/2	100	2500	0178524	—	0178408	—
5/8	100	2500	0178525	—	0178409	—
3/4	100	2500	0178526	—	0178410	—
1"	100	2500	0178527	—	0178411	—
1-1/4	100	2500			0178412	—
1-1/2	100	2500			0178413	—

#8

Length	Pkg. Qty.	Case Qty.	Pan Phillips Part No.	Pan Phillips UOM /100	Flat Phillips Part No.	Flat Phillips UOM /100
3/8	100	2500	0178528	^		
1/2	100	2500	0178529	—	0178414	—
3/4	100	2500	0178531	—	0178416	—
1"	100	2500	0178532	—	0178417	—
1-1/4	100	2500	0178533	—	0178418	—
1-1/2	100	2500	0178534	—	0178419	—
1-3/4	100	2500			0178420	—
2"	100	2500	0178535	—	0178421	—
2-1/2	100	2500			0178422	—
3"	100	2500			0178423	—

#10

Length	Pkg. Qty.	Case Qty.	Pan Phillips Part No.	Pan Phillips UOM /100	Flat Phillips Part No.	Flat Phillips UOM /100
1/2	100	2500	0178537	^		
5/8	100	2500	0178538	—		
3/4	100	2500	0178539	—	0178424	—
1"	100	2500	0178540	—	0178425	—
1-1/4	100	2500	0178541	—	0178426	—
1-1/2	100	2500	0178542	—	0178427	—
1-3/4	100	2500	0178543	—	0178428	—
2"	100	2500	0178544	—	0178429	—
2-1/2	100	2500			0178430	—
3"	100	2500			0178431	—

#12

Length	Pkg. Qty.	Case Qty.	Pan Phillips Part No.	Pan Phillips UOM /100	Flat Phillips Part No.	Flat Phillips UOM /100
1/2	100	2500	0178545	^		
3/4	100	2500	0178546	—	0178432	—
1"	100	2500	0178547	—	0178433	—
1-1/4	100	2500	0178548	—	0178434	—
1-1/2	100	2500	0178549	—	0178435	—
2"	100	2500	0178550	—	0178436	—
2-1/2	100	2500			0178437	—
3"	100	2500			0178438	—

#14

Length	Pkg. Qty.	Case Qty.	Pan Phillips Part No.	Pan Phillips UOM /100	Flat Phillips Part No.	Flat Phillips UOM /100
3/4	100	2500	0178551	^	0178439	^
1"	100	2500	0178552	—	0178440	—
1-1/4	100	2500	0178553	—	0178441	—
1-1/2	100	2500	0178554	—	0178442	—
2"	100	2500	0178555	—	0178443	—

Thread Cutting Screws

Flat Head Type F Thread Cutting Screws

Phillips Drive
Grade 410

4-40

Length	Pkg. Qty.	Case Qty.	Part No.	UOM /100
1/4	100	2500	0148725	^
5/16	100	2500	0148711	—
3/8	100	2500	0148712	—
7/16	100	2500	0148713	—
1/2	100	2500	0148714	—

6-32

Length	Pkg. Qty.	Case Qty.	Part No.	UOM /100
1/4	100	2500	0148726	^
5/16	100	2500	0148727	—
7/16	100	2500	0148715	—
1"	100	2500	0148717	—

8-32

Length	Pkg. Qty.	Case Qty.	Part No.	UOM /100
1/4	100	2500	0148728	^
5/16	100	2500	0148729	—
3/8	100	2500	0173382	—
7/16	100	2500	0148730	—
1"	100	2500	0148719	—

10-24

Length	Pkg. Qty.	Case Qty.	Part No.	UOM /100
1/2	100	2500	0173383	^
5/8	100	2500	0173384	—
3/4	100	2500	0173385	—
1"	100	2500	0148721	—

10-32

Length	Pkg. Qty.	Case Qty.	Part No.	UOM /100
1/2	100	2500	0173386	^
3/4	100	2500	0173387	—
1"	100	2500	0148724	—

Pan Head Type F Thread Cutting Screws

Phillips Drive
Grade 410

4-40

Length	Pkg. Qty.	Case Qty.	Part No.	UOM /100
1/4	100	2500	0148693	^
5/16	100	2500	0148694	—
3/8	100	2500	0148695	—
1/2	100	2500	0148697	—

If its not on our shelf...we'll make it!
Ask the local store to quote your threaded and machined parts.

Thread Cutting/Rolling/Thumb Screws, Socket Head Cap Screws

Thread Cutting Screws Cont.

6-32

Length	Pkg. Qty.	Case Qty.	Part No.	UOM /100
3/8	100	2500	0173553	^
7/16	100	2500	0148698	—

8-32

Length	Pkg. Qty.	Case Qty.	Part No.	UOM /100
3/8	100	2500	0173554	^
1/2	100	2500	0173555	—

10-24

Length	Pkg. Qty.	Case Qty.	Part No.	UOM /100
3/8	100	2500	0173556	^
7/16	100	2500	0148702	—
1/2	100	2500	0173557	—
5/8	100	2500	0173558	—
3/4	100	2500	0173559	—
1"	100	2500	0173560	—

10-32

Length	Pkg. Qty.	Case Qty.	Part No.	UOM /100
7/16	100	2500	0148703	^
1"	100	2500	0148704	—

1/4-20

Length	Pkg. Qty.	Case Qty.	Part No.	UOM /100
1/2	100	2500	0148707	^
5/8	100	2500	0148708	—
3/4	100	2500	0173561	—
1"	100	2500	0173562	—

Thread Rolling Screws

Pan and Hex Washer Head Thread Rolling Screws
Grade 410

Pan

Length	4-40 Part No.	4-40 UOM	6-32 Part No.	6-32 UOM	8-32 Part No.	8-32 UOM
1/4"	0148278	^	0148282	^	0148286	^
5/16"	0148279	—	0148283	—		
3/8"	0148280	—	0148284	—	0148287	—
1/2"	0148281	—	0148285	—	0148288	—

HWH

Length	6-32 Part No.	6-32 UOM	8-32 Part No.	8-32 UOM
1/4"			0148297	^
5/16"	0148294	—		
3/8"	0148295	—	0148298	—
1/2"	0148296	—	0148299	—

Thumb Screws

Thumb Screws
18-8

8-32

Length	8-32 No Shoulder Part No.	8-32 No Shoulder UOM	8-32 With Shoulder Part No.	8-32 With Shoulder UOM
3/8"	0174690	^	0174490	^
1/2"	0174691	—	0174491	—
5/8"	0174692	—		
3/4"	0174693	—	0174492	—
1"			0174493	—
1-1/4"			0174494	—
1-1/2"	0174695	—	0174495	—

10-24

Length	10-24 No Shoulder Part No.	10-24 No Shoulder UOM	10-24 With Shoulder Part No.	10-24 With Shoulder UOM
3/8	0174696	^	0174496	^
1/2"	0174697	—	0174497	—
3/4"	0174698	—	0174498	—
1"	0174699	—	0174499	—
1-1/2"	0174700	—		
2"	0174701	—		

10-32

Length	10-32 No Shoulder Part No.	10-32 No Shoulder UOM	10-32 With Shoulder Part No.	10-32 With Shoulder UOM
3/8"	0174702	^	0174500	^
1/2"	0174703	—	0174501	—
3/4"	0174704	—	0174502	—
7/8	74657	—		
1"	0174705	—	0174503	—
1-1/4"	0174706	—		
1-1/2"	0174707	—		

1/4-20

Length	1/4-20 No Shoulder Part No.	1/4-20 No Shoulder UOM	1/4-20 With Shoulder Part No.	1/4-20 With Shoulder UOM
3/8"	0174708	^		
1/2"	74660	—	0174504	—
5/8"	0174710	—	0174505	—
3/4	74662	—	0174506	—
1"	74663	—	0174508	—
1-1/4"	0174713	—	0174509	—
1-1/2"	0174714	—	0174510	—
2"	0174715	—		
2-1/2"			0174511	—

5/16-18

Length	5/16-18 No Shoulder Part No.	5/16-18 No Shoulder UOM	5/16-18 With Shoulder Part No.	5/16-18 With Shoulder UOM
1/2"	0174716	^		
3/4"	0174717	—	0174512	—
1"	74668	—	0174513	—
1-1/4"	0174719	—		
1-1/2"	0174720	—	0174514	—
2"	0174721	—		

3/8-16

Length	3/8-16 No Shoulder Part No.	3/8-16 No Shoulder UOM	3/8-16 With Shoulder Part No.	3/8-16 With Shoulder UOM
3/4"	0174722	^		
1"	0174723	—		
1-1/4"	74672	—		
1-1/2"	0174725	—	0174516	—
2"	0174726	—	0174517	—

Socket Head Cap Screws

Socket Head Cap Screws
18-8 and 316 Stainless Steel
Coarse and Fine Thread

Stainless Steel Socket Head Cap Screws have a Class 3A thread fit. Rockwell hardness is B100. Minimum tensile strength is 100,000 psi. Length is measured from under the head.

0-80
hex=.050"

Length	Pkg. Qty.	Case Qty.	Grade 18-8 Part No.	Grade 18-8 UOM /100
1/8	100	5000	73378	^
3/16	100	5000	73379	—
1/4	100	5000	73371	—
5/16	100	5000	73380	—
3/8	100	5000	73381	—
1/2	100	5000	73382	—
5/8"	100	5000	0171018	—
3/4"	100	5000	0171019	—
1"	100	5000	0171020	—

2-56
hex=5/64"

Length	Pkg. Qty.	Case Qty.	Grade 18-8 Part No.	Grade 18-8 UOM /100
3/16	100	5000	73398	^
1/4	100	5000	73399	—
5/16	100	5000	73400	—
3/8	100	5000	73401	—
1/2	100	5000	73402	—
5/8	100	5000	73403	—

4-40
hex=3/32"

Length	Pkg. Qty.	Case Qty.	Grade 18-8 Part No.	Grade 18-8 UOM /100	Grade 316 Part No.	Grade 316 UOM /100
1/8"	100	5000	0171049	^		
3/16"	100	5000			0177593	—
1/4	100	5000	73410	—	0177594	—
5/16"	100	5000	73404	—	0177595	—
3/8	100	5000	73411	—	0177596	—
7/16"	100	5000	0171051	—		
1/2	100	5000	73412	—	0177597	—
5/8	100	5000	73405	—		
3/4	100	5000	73406	—	0177598	—
7/8"	100	5000	73407	—		
1"	100	5000	73408	—		
1-1/8"	100	5000	0176415	—		
1-1/4"	100	5000	73409	—		
1-3/8"	100	5000	0176416	—		
1-1/2"	100	5000	0171053	—		
1-3/4"	100	5000	0171054	—		
2"	100	5000	0171055	—		

Socket Head Cap Screws Cont.

5-40 hex=3/32"

Length	Pkg. Qty.	Case Qty.	Part No.	Grade 18-8 UOM /100
3/16"	100	5000	0171066	^
1/4	100	5000	73503	—
5/16"	100	5000	0171067	—
3/8	100	5000	73504	—
1/2	100	5000	73505	—
5/8"	100	5000	0171068	—
3/4	100	5000	73506	—
1"	100	5000	73507	—
1-1/4"	100	5000	0171070	—
1-1/2"	100	5000	0171071	—

6-32 hex=7/64"

Length	Pkg. Qty.	Case Qty.	Part No.	Grade 18-8 UOM /100	Part No.	Grade 316 UOM /100
3/16"	100	2500	0171073	^		
1/4	100	2500	73413	—	78999	—
5/16"	100	2500	73508	—	79000	—
3/8	100	2500	73414	—	79001	—
7/16"	100	2500	0171075	—		
1/2	100	2500	73415	—	79002	—
9/16"	100	2500	0171076	—		
5/8	100	2500	73509	—	79003	—
3/4	100	2500	73416	—	79004	—
7/8	100	2500	73417	—		
1"	100	2500	73418	—	79005	—
1-1/8"	100	2500	0171077	—		
1-1/4"	100	2500	73419	—		
1-1/2	100	2500			79007	—
2"	100	2500	73512	—		

8-32 hex=9/64"

Length	Pkg. Qty.	Case Qty.	Part No.	Grade 18-8 UOM /100	Part No.	Grade 316 UOM /100
3/16"	100	2500	0171091	^		
1/4	100	2500	73420	—	79009	—
5/16"	100	2500	73430	—	79010	—
3/8	100	2500	73421	—	79011	—
1/2	100	2500	73422	—	79012	—
5/8	100	2500	73423	—	79013	—
3/4	100	2500	73424	—	79014	—
7/8	100	2500	73431	—		
1"	100	2500	73425	—	79015	—
1-1/4	100	2500	73426	—	79016	—
1-1/2	100	2500	73427	—	79017	—
2"	100	2500	73429	—	79018	—
2-1/2"	100	2500	0171097	—		

10-24 hex=5/32"

Length	Pkg. Qty.	Case Qty.	Part No.	Grade 18-8 UOM /100	Part No.	Grade 316 UOM /100
1/4"	100	2500	73435	^		
3/8	100	2500	73436	—	79021	—
7/16"	100	2500	0171103	—		
1/2	100	2500	73437	—	79022	—
5/8	100	2500	73438	—	79023	—
3/4	100	2500	73439	—	79024	—
7/8	100	2500	73432	—		
1"	100	2500	73440	—	79025	—
1-1/4	100	2500	73441	—	79026	—
1-1/2	100	2500	73442	—	79027	—
1-3/4	100	2500	73443	—		
2"	100	2500	73444	—	79028	—
2-1/2"	100	2500	73434	—		

10-32 hex=5/32"

Length	Pkg. Qty.	Case Qty.	Part No.	Grade 18-8 UOM /100	Part No.	Grade 316 UOM /100
1/4	100	2500	73445	^	79029	^
5/16	100	2500	73446	—	79030	—
3/8	100	2500	73447	—	79031	—
1/2	100	2500	73448	—	79032	—
5/8	100	2500	73449	—	79033	—
3/4	100	2500	73450	—	79034	—
7/8	100	2500	73513	—		
1"	100	2500	73451	—	79035	—
1-1/4	100	2500	73452	—	79036	—
1-1/2	100	2500	73453	—	79037	—
1-3/4	100	2500	73454	—		
2"	100	2500	73455	—	79038	—
2-1/4	100	2500	73456	—		
2-1/2	100	2500	73514	—		

12-24 hex=5/32"

Length	Pkg. Qty.	Case Qty.	Part No.	Grade 18-8 UOM /100
3/8	100	2500	73515	^
1/2	100	2500	73516	—
3/4	100	2500	73517	—
1"	100	2500	73518	—
1-1/4	100	2500	0171128	—
1-1/2	100	2500	73519	—

1/4"-20 hex=3/16"

Length	Pkg. Qty.	Case Qty.	Part No.	Grade 18-8 UOM /100	Part No.	Grade 316 UOM /100
1/4	50	2500	73457	^	79039	^
3/8	50	2500	73458	—	79040	—
1/2	50	2500	73459	—	79041	—
5/8	50	2500	73460	—	79042	—
3/4	50	2500	73461	—	79043	—
7/8	50	2500	73471	—	79044	—
1"	50	2500	73462	—	79045	—
1-1/4	50	1250	73463	—	79046	—
1-1/2	50	1250	73464	—	79047	—
1-3/4	50	1250	73465	—	79048	—
2"	25	1250	73466	—	79049	—
2-1/4	25	1250	73467	—		
2-1/2	25	1250	73468	—	79050	—
2-3/4	25	1250	73469	—		
3"	25	1250	73470	—	79051	—
3-1/4	25	1250	0171135	—		
3-1/2	25	1250	0171136	—		
3-3/4	25	1250	0171137	—		

1/4"-28 hex=3/16"

Length	Pkg. Qty.	Case Qty.	Part No.	Grade 18-8 UOM /100
1/4	50	2500	73476	^
3/8	50	2500	73477	—
1/2	50	2500	73478	—
5/8	50	2500	73479	—
3/4	50	2500	73480	—
7/8	50	2500	0171143	—
1"	50	2500	73481	—
1-1/4	50	1250	73482	—
1-1/2	50	1250	73483	—
1-3/4	50	1250	73484	—
2"	25	1250	73485	—
2-1/4	25	1250	0171144	—
2-1/2	25	1250	0171145	—
2-3/4	25	1250	0171146	—
3"	25	1250	0171147	—
3-1/2	25	500	0171148	—
4"	10	500	0171149	—

5/16"-18 hex=1/4"

Length	Pkg. Qty.	Case Qty.	Part No.	Grade 18-8 UOM /100	Part No.	Grade 316 UOM /100
5/16	50	2500	73490	^		
3/8	50	2500	73491	—		
1/2	50	2500	73492	—	79052	—
5/8	50	2500	73493	—	79053	—
3/4	50	2500	73494	—	79054	—
7/8	50	1250	73489	—	79055	—
1"	50	1250	73495	—	79056	—
1-1/4	50	1250	73496	—	79057	—
1-1/2	50	1250	73497	—	79058	—
1-3/4	50	1250	73498	—	79059	—
2"	25	1250	73499	—	79060	—
2-1/4	25	1250	73500	—		
2-1/2	25	1250	73501	—	79061	—
2-3/4	25	1250	0171150	—		
3"	25	1250	73502	—	79062	—
3-1/4	25	1250	0171151	—		
3-1/2	25	1250	0171152	—		
3-3/4	25	1250	0171153	—		
4"	10	1250	0171154	—		
4-1/2	10	1250	0171155	—		

5/16"-24 hex=1/4"

Length	Pkg. Qty.	Case Qty.	Part No.	Grade 18-8 UOM /100
1/2	50	2500	73521	^
5/8	50	2500	73522	—
3/4	50	2500	73523	—
1"	50	1250	73524	—
1-1/4	50	1250	73525	—
1-1/2	50	1250	73526	—
1-3/4	50	1250	73527	—
2"	25	1250	73528	—

3/8"-16 hex=5/16"

Length	Pkg. Qty.	Case Qty.	Part No.	Grade 18-8 UOM /100	Part No.	Grade 316 UOM /100
1/2	25	1250	73536	^	79063	^
5/8	25	1250	73537	—		
3/4	25	1250	73538	—	79064	—
7/8	25	1250	73539	—	79065	—
1"	25	1250	73540	—	79066	—
1-1/4	25	1250	73541	—	79067	—
1-1/2	25	1250	73542	—	79068	—
1-3/4	25	1250	73543	—	79069	—
2"	10	1250	73544	—	79070	—
2-1/4	10	1250	73545	—		
2-1/2	10	1250	73546	—	79071	—
2-3/4	10	500	73547	—		
3"	10	500	73548	—	79072	—
3-1/2	10	500	73549	—		
4"	5	500	73550	—		

3/8"-24 hex=5/16"

Length	Pkg. Qty.	Case Qty.	Part No.	Grade 18-8 UOM /100
1/2	25	1250	73556	^
5/8	25	1250	73557	—
3/4	25	1250	73558	—
7/8	25	1250	73554	—
1"	25	1250	73559	—
1-1/4	25	1250	73560	—
1-1/2	25	1250	73561	—
1-3/4	25	1250	73562	—
2"	10	1250	73563	—
2-1/4	10	1250	73564	—
2-1/2	10	1250	73565	—
3"	10	500	73567	—

If its not on our shelf...we'll make it!
Ask the local store to quote your threaded and machined parts.

Socket Head Cap Screws

Socket Head Cap Screws Cont.

7/16"-14 hex=3/8"

Length	Pkg. Qty.	Case Qty.	Grade 18-8 Part No.	Grade 18-8 UOM /100
1/2	10	750	73575	^
3/4	10	750	73576	—
1"	10	650	73577	—
1-1/2	10	500	73578	—
2"	5	400	73579	—
2-1/4"	5	300	0171181	—
2-1/2"	5	250	0171182	—
3"	5	200	0171183	—
3-1/4"	5	175	0171184	—
3-1/2"	5	150	0171185	—
4"	5	125	0175577	—

1/2"-13 hex=3/8"

Length	Pkg. Qty.	Case Qty.	Grade 18-8 Part No.	Grade 18-8 UOM /100	Grade 316 Part No.	Grade 316 UOM /100
1/2	10	875	73585	^		
5/8	10	875	73583	—	79073	—
3/4	10	875	73586	—		
7/8	10	875	73584	—		
1"	10	875	73587	—	79074	—
1-1/4	10	875	73588	—	79075	—
1-1/2	10	750	73589	—	79076	—
1-3/4	10	625	73590	—	79077	—
2"	5	500	73591	—	79078	—
2-1/4	5	375	73592	—		
2-1/2	5	375	73593	—	79079	—
2-3/4	5	375	73594	—		
3"	5	375	73595	—	79080	—
3-1/2	5	300	73596	—	79081	—
4"	1	300	73597	—	79082	—
5-1/2"	1	200	0171194	—		
6"	1	150	0171195	—	0177625	—

1/2-20 hex=3/8"

Length	Pkg. Qty.	Case Qty.	Grade 18-8 Part No.	Grade 18-8 UOM /100
1"	10	875	73602	^
1-1/4	10	825	73603	—
1-1/2	10	750	73604	—
1-3/4	10	625	73605	—
2"	5	500	73606	—
2-1/4"	5	450	0171202	—
2-1/2"	5	400	0171203	—
3"	5	300	0171204	—
3-1/2"	5	200	0171205	—

5/8"-11 hex=1/2"

Length	Pkg. Qty.	Case Qty.	Grade 18-8 Part No.	Grade 18-8 UOM /100	Grade 316 Part No.	Grade 316 UOM /100
1"	5	500	73609	^		
1-1/4	5	500	73610	—	79083	—
1-1/2	5	500	73611	—	79084	—
1-3/4	5	375	73612	—	79085	—
2"	1	375	73613	—	79086	—
2-1/4	1	300	73614	—	79087	—
2-1/2	1	250	73615	—	79088	—
2-3/4	1	250	73616	—		
3"	1	250	73617	—	79089	—
3-1/2	1	200	73618	—	79090	—
4"	1	175	73619	—	79091	—
4-1/2	1	150	73620	—	79092	—
5"	1	175	0171212	—	79093	—
5-1/2"	1	100	0171213	—		
6"	1	100	0171214	—		

3/4"-10 hex=5/8"

Length	Pkg. Qty.	Case Qty.	Grade 18-8 Part No.	Grade 18-8 UOM /100	Grade 316 Part No.	Grade 316 UOM /100
1-1/4	5	200	73625	^		
1-1/2	5	200	73626	—	79094	—
1-3/4	5	200	73627	—		
2"	1	200	73628	—	79095	—
2-1/4	1	150	73629	—		
2-1/2	1	150	73630	—	79096	—
2-3/4	1	150	73634	—		
3"	1	150	73631	—	79097	—
3-1/2	1	100	73632	—	79098	—
4"	1	100	73633	—	79099	—
4-1/2"	1	75	0171220	—	79100	—
5"	1	50	0171221	—	79101	—
6"	1	40	0171223	—		

3/4"-16 hex=5/8"

Length	Pkg. Qty.	Case Qty.	Grade 18-8 Part No.	Grade 18-8 UOM /100
1-1/2"	25	200	0171226	^
2"	25	200	0171227	—

7/8"-9 hex=9/16"

Length	Pkg. Qty.	Case Qty.	Grade 18-8 Part No.	Grade 18-8 UOM /100	Grade 316 Part No.	Grade 316 UOM /100
2"	10	150	0171228	^	79102	^
2-1/4"	10	125	0171229	—		
2-1/2"	10	125	0171230	—	79103	—
3"	10	125	0171231	—	79104	—
3-1/2"	10	100	0171232	—	79105	—
4"	10	100	0171233	—	79106	—
4-1/2"	10	75	0171234	—		
5"	10	75	0171235	—		
6"	10	60	0171237	—		

1-8 hex= 3/4"

Length	Pkg. Qty.	Case Qty.	Grade 18-8 Part No.	Grade 18-8 UOM /100	Grade 316 Part No.	Grade 316 UOM /100
1-1/2	1	100	73649	^		
2"	1	100	73650	—	79109	—
2-1/4	1	100	73651	—		
2-1/2	1	100	73652	—	79110	—
3"	1	75	73653	—	79111	—
3-1/2	1	75	73654	—	79112	—
4"	1	75	73655	—	79113	—
4-1/2	1	50	0171239	—	79114	—
5"	1	50	0171240	—	79115	—
6"	1	50	0171241	—	79116	—

Drilled Head 18-8 Stainless Steel Socket Head Cap Screws

#4-40 Diameter

Length	Hole Dia.	Part No.	UOM /Ea
1/4	#62	11100457	^
3/8	#62	11100458	—
1/2	#62	11100459	—

#6-32 Diameter

Length	Hole Dia.	Part No.	UOM /Ea
3/8	#62	11100460	^
1/2	#62	11100461	—
3/4	#62	11100462	—

#8-32 Diameter

Length	Hole Dia.	Part No.	UOM /Ea
3/8	#62	11100463	^
1/2	#62	11100464	—
3/4	#62	11100465	—

#10-24 Diameter

Length	Hole Dia.	Part No.	UOM /Ea
1/2	#62	11100466	^
3/4	#62	11100467	—
1	#62	11100468	—

#10-32 Diameter

Length	Hole Dia.	Part No.	UOM /Ea
1/2	#62	11100469	^
3/4	#62	11100470	—
1	#62	11100471	—

1/4"-20 Diameter

Length	Hole Dia.	Part No.	UOM /Ea
1/2	1/16	11100472	^
3/4	1/16	11100473	—
1	1/16	11100474	—
1-1/4	1/16	11100475	—
1-1/2	1/16	11100476	—

Socket Head Cap Screws

18-8 Stainless Steel with Nylon Patch Coarse Thread

2/56 hex=5/64"

Length	Part No.	UOM /100
3/16"	0175452	^
1/4"	0175453	—
3/8"	0175454	—
1/2"	0175455	—

4/40 hex=3/32"

Length	Part No.	UOM /100
1/4"	0175456	^
3/8"	0175457	—
1/2"	0175458	—

6/32 hex=7/64"

Length	Part No.	UOM /100
1/4"	0175459	^
3/8"	0175460	—
1/2"	0175461	—
5/8"	0175462	—
3/4"	0152666	—

Socket Head Cap Screws, Button Head Socket Cap Screws

Socket Head Cap Screws Cont.

8/32 hex=9/64"

Length	Part No.	UOM /100
1/4"	0175463	^—
3/8"	0175464	—
1/2"	0175465	—
5/8"	0152667	—
3/4"	0175466	—
1"	0152668	—

10/24 hex=5/32"

Length	Part No.	UOM /100
3/8"	0175467	^—
1/2"	0175468	—
5/8"	0152669	—
3/4"	0175469	—
7/8"	0152670	—
1"	0175470	—

10/32 hex=5/32"

Length	Part No.	UOM /100
3/8"	0175471	^—
1/2"	0175472	—
5/8"	0152671	—
3/4"	0175473	—
7/8"	0152672	—
1"	0175474	—

1/4-20 hex=3/16"

Length	Part No.	UOM /100
3/8"	0152673	^—
1/2"	0175475	—
5/8"	0152674	—
3/4"	0175476	—
7/8"	0152675	—
1"	0175477	—
1-1/4"	0175478	—
1-1/2"	0175479	—
2"	11102884	—
2-1/2"	11102885	—
3"	11102886	—
3-1/2"	11102887	—

5/16-18 hex=1/4"

Length	Part No.	UOM /100
1/2"	0152682	^—
5/8"	0152683	—
3/4"	0175480	—
7/8"	0152684	—
1"	0175481	—
1-1/4"	0175482	—
1-1/2"	0175483	—
1-3/4"	0152685	—
2"	0152686	—

5/16-24 hex=1/4"

Length	Part No.	UOM /100
3/4"	0152687	^—
1"	0152688	—
1-1/4"	0152689	—
1-1/2"	0152690	—

3/8-16 hex=5/16"

Length	Part No.	UOM /100
3/4"	0152691	^—
7/8"	0152692	—
1"	0175484	—
1-1/4"	0175485	—
1-1/2"	0175486	—
1-3/4"	0152693	—
2"	0175487	—

1/2-13 hex=3/8"

Length	Part No.	UOM /100
1"	0152694	^—
1-1/4"	0152695	—
1-1/2"	0175488	—
1-3/4"	0152696	—
2"	0175489	—
2-1/2"	0152697	—

Button Head Socket Cap Screws

Button Head Socket Cap Screws
18-8 and 316 Stainless Steel
Coarse Thread

2-56 hex=.050

Length	Pkg. Qty.	Case Qty.	Grade 18-8 Part No.	Grade 18-8 UOM /100
3/16	100	5000	73688	—
1/4	100	5000	73689	—
3/8	100	5000	73691	—
1/2	100	5000	73692	—

4-40 hex= 1/16"

Length	Pkg. Qty.	Case Qty.	Grade 18-8 Part No.	Grade 18-8 UOM /100	Grade 316 Part No.	Grade 316 UOM /100
1/8"	100	5000	73708	^—		
3/16"	100	5000	73709	—		
1/4	100	5000	73710	—	0178035	—
3/8	100	5000	73711	—	0178036	—
1/2	100	5000	73712	—	0178037	—
3/4"	100	5000	73706	—		
7/8"	100	5000	0171260	—		
1"	100	5000	73707	—		
1-1/4"	100	5000	0171261	—		
1-1/2"	100	5000	0171262	—		

6-32 hex=5/64"

Length	Pkg. Qty.	Case Qty.	Grade 18-8 Part No.	Grade 18-8 UOM /100	Grade 316 Part No.	Grade 316 UOM /100
1/8	100	2500	0171269	^—		
3/16	100	2500	73701	—		
1/4	100	2500	73714	—	0178038	—
3/8	50	2500	73715	—	0178039	—
1/2	100	2500	73716	—	0178040	—
5/8	100	2500	73702	—		
3/4	100	2500			0178041	—
1"	100	2500	73719	—		

8-32 hex=3/32"

Length	Pkg. Qty.	Case Qty.	Grade 18-8 Part No.	Grade 18-8 UOM /100	Grade 316 Part No.	Grade 316 UOM /100
1/4	100	2500	73720	^—	0178042	^—
3/8	100	2500	73721	—	0178043	—
1/2	100	2500	73722	—	0178044	—
5/8	100	2500	73723	—		
3/4	100	2500	73724	—	0178045	—
1"	100	2500	73725	—		

10-24 hex=1/8"

Length	Grade 18-8 Part No.	Grade 18-8 UOM /100	Grade 316 Part No.	Grade 316 UOM /100	Pkg. Qty.	Case Qty.
1/4	73730	^—			100	2500
3/8	73731	—	0178046	—	100	2500
1/2	73732	—	0178047	—	100	2500
5/8	73733	—			100	2500
3/4	73734	—	0178048	—	100	2500
7/8	73703	—			100	2500
1"	73735	—	0178049	—	100	2500
1-1/2	73737	—			100	2500
2"	73738	—			100	2500

1/4"-20 hex=5/32"

Length	Pkg. Qty.	Case Qty.	Grade 18-8 Part No.	Grade 18-8 UOM /100	Grade 316 Part No.	Grade 316 UOM /100
3/8	50	2500	73751	^—		
1/2	50	2500	73752	—	0178055	—
5/8	50	2500	73753	—	0178056	—
3/4	50	2500	73754	—	0178057	—
7/8	50	2500	73761	—		
1"	50	2500	73755	—	0178058	—
1-1/4	50	2500	73756	—	0178059	—
1-1/2	50	2500	73757	—	0178060	—
1-3/4	50	2500	73758	—	0178061	—
2"	50	2500	73759	—	0178062	—
2-1/2	50	2500	0171286	—	0178063	—
3"	50	2500	0171287	—	0178064	—

5/16"-18 hex=3/16"

Length	Pkg. Qty.	Case Qty.	Grade 18-8 Part No.	Grade 18-8 UOM /100	Grade 316 Part No.	Grade 316 UOM /100
3/8	50	2500	73776	^—		
1/2	50	2500	73777	—	0178065	—
5/8	50	2500	73778	—		
3/4	50	2500	73779	—	0178066	—
7/8	50	2500	0171291	—		
1"	50	1250	73780	—	0178067	—
1-1/4	50	1250	73781	—	0178068	—
1-1/2	50	1250	73782	—	0178069	—
1-3/4	50	1250	73783	—		
2"	25	1250	73784	—	0178070	—
2-1/2	25	1250	0171292	—	0178071	—
3"	25	1250	0171293	—		
3-1/2	25	1250	0171294	—	0178072	—

Button Head Socket Cap Screws, Flat Head Socket Cap Screws

Button Head Socket Cap Screws Cont.

3/8"-16 hex=7/32"

Length	Pkg. Qty.	Case Qty.	Grade 18-8 Part No.	Grade 18-8 UOM /100	Grade 316 Part No.	Grade 316 UOM /100
1/2	25	1250	73811	^	0178073	^
5/8	25	1250	73812	—		
3/4	25	1250	73813	—	0178074	—
1"	25	1250	73815	—	0178075	—
1-1/4	25	1250	73816	—	0178076	—
1-1/2	25	1250	73817	—	0178077	—
1-3/4	25	1250	73818	—	0178078	—
2"	10	1250	73819	—	0178079	—
2-1/2	10	2500	0171297	—	0178080	—
3"	10	2500	0171299	—	0178081	—
4"	10	2500	0171302	—		

1/2"-13 hex=5/16"

Length	Pkg. Qty.	Case Qty.	Grade 18-8 Part No.	Grade 18-8 UOM /100
1"	10	875	73834	^
1-1/2	10	750	73835	—
2"	5	500	73836	—
2-1/2	5	500	73837	—

Button Head Socket Cap Screws
18-8 and 316 Stainless Steel
Fine Thread

10-32 hex=1/8"

Length	Pkg. Qty.	Case Qty.	Grade 18-8 Part No.	Grade 18-8 UOM /100	Grade 316 Part No.	Grade 316 UOM /100
1/4	100	2500	73740	^	0178050	^
3/8	100	2500	73742	—	0178051	—
1/2	100	2500	73743	—	0178052	—
5/8	100	2500	73744	—	0178053	—
3/4	100	2500	73745	—		
7/8	100	2500	73760	—		
1"	100	2500	73746	—	0178054	—
1-1/4	100	2500	73747	—		
1-1/2	100	2500	73748	—		

1/4"-28 hex=5/32"

Length	Pkg. Qty.	Case Qty.	Grade 18-8 Part No.	Grade 18-8 UOM /100
3/8	50	2500	73766	^
1/2	50	2500	73767	—
5/8	50	2500	73768	—
3/4	50	2500	73769	—
1"	50	2500	73770	—

5/16"-24 hex=3/16"

Length	Pkg. Qty.	Case Qty.	Grade 18-8 Part No.	Grade 18-8 UOM /100
3/8	50	2500	73790	^
1/2	50	2500	73791	—
5/8	50	2500	73792	—
3/4	50	2500	73793	—
1"	50	1250	73794	—

3/8"-24 hex=7/32"

Length	Pkg. Qty.	Case Qty.	Grade 18-8 Part No.	Grade 18-8 UOM /100
3/4	25	1250	73828	^
1"	25	1250	73829	—

Button Head Socket Head Cap Screws with Nylon Patch
Grade 18-8
Coarse and Fine Thread

4-40 Hex Drive 1/16"

Length	Pkg. Qty.	Case Qty.	Part No.	UOM /Ea
1/4"	100	2500	11102466	^
3/8"	100	2500	11102467	—
1/2"	100	2500	11102468	—

6-32 Hex Drive 5/64"

Length	Pkg. Qty.	Case Qty.	Part No.	UOM /Ea
1/4"	100	2500	11102469	^
3/8"	100	2500	11102470	—
1/2"	100	2500	11102471	—
5/8"	100	2500	11102472	—

8-32 Hex Drive 3/32"

Length	Pkg. Qty.	Case Qty.	Part No.	UOM /Ea
1/4"	100	2500	11102473	^
3/8"	100	2500	11102474	—
1/2"	100	2500	11102475	—
5/8"	100	2500	11102476	—
3/4"	100	2500	11102477	—

10-24 Hex Drive 1/8"

Length	Pkg. Qty.	Case Qty.	Part No.	UOM /Ea
1/4"	100	2500	11102478	^
3/8"	100	2500	11102479	—
1/2"	100	2500	11102480	—
5/8"	100	2500	11102481	—
3/4"	100	2500	11102482	—
1"	100	2500	11102483	—

10-32 Hex Drive 1/8"

Length	Pkg. Qty.	Case Qty.	Part No.	UOM /Ea
1/4"	100	2500	11102484	^
3/8"	100	2500	11102485	—
1/2"	100	2500	11102486	—
5/8"	100	2500	11102487	—
3/4"	100	2500	11102488	—
1"	100	2500	11102489	—

1/4-20 Hex Drive 5/32"

Length	Pkg. Qty.	Case Qty.	Part No.	UOM /Ea
3/8"	100	2500	11102490	^
1/2"	100	2500	11102491	—
5/8"	100	2500	11102492	—
3/4"	100	2500	11102493	—
1"	100	2500	11102494	—

1/4"-28 Hex Drive 5/32"

Length	Pkg. Qty.	Case Qty.	Part No.	UOM /Ea
1/2"	100	2500	11102495	^
5/8"	100	2500	11102496	—

5/16"-18 Hex Drive 3/16"

Length	Pkg. Qty.	Case Qty.	Part No.	UOM /Ea
1/2"	50	1500	11102497	^
5/8"	50	1500	11102498	—
3/4"	50	1500	11102499	—
1"	50	1500	11102500	—

3/8"-16 Hex Drive 7/32"

Length	Pkg. Qty.	Case Qty.	Part No.	UOM /Ea
3/4"	25	1000	11102501	^
1-1/4"	25	1000	11102502	—

1/2"-13 Hex Drive 5/16"

Length	Pkg. Qty.	Case Qty.	Part No.	UOM /Ea
1"	10	100	11102503	^
1-1/4"	10	100	11102504	—
1-1/2"	10	100	11102505	—

Flat Head Socket Cap Screws

Flat Head Socket Cap Screws
18-8 and 316 Stainless Steel
Coarse Thread

2-56 hex=.050

Length	Pkg. Qty.	Case Qty.	Grade 18-8 Part No.	Grade 18-8 UOM /100
3/16	100	5000	73801	^
1/4	100	5000	73802	—
3/8	100	5000	73804	—

4-40 hex=1/16"

Length	Pkg. Qty.	Case Qty.	Grade 18-8 Part No.	Grade 18-8 UOM /100
1/4"	100	5000	73840	^
3/8"	100	5000	73841	—
1/2"	100	5000	73842	—
5/8"	100	5000	73843	—
3/4"	100	5000	73893	—
1"	100	2500	0171326	—

5-40 hex=5/64"

Length	Pkg. Qty.	Case Qty.	Grade 18-8 Part No.	Grade 18-8 UOM /100
1/4	100	5000	73805	^
3/8	100	5000	73807	—
1/2	100	5000	73808	—
3/4	100	5000	73809	—

Flat Head Socket Cap Screws Cont.

6-32 hex=5/64"

Length	Pkg. Qty.	Case Qty.	Grade 18-8 Part No.	UOM /100	Grade 316 Part No.	UOM /100
1/4	100	2500	73844	^	0178173	^
3/8	100	2500	73845	—	0178174	—
1/2	100	2500	73846	—	0178175	—
5/8	100	2500	73926	—		
3/4	100	2500	73847	—	0178176	—
1"	100	2500	73848	—		
1-1/4"	100	2500	73849	—		
1-1/2"	100	2500	73940	—		

8-32 hex=3/32"

Length	Pkg. Qty.	Case Qty.	Grade 18-8 Part No.	UOM /100	Grade 316 Part No.	UOM /100
1/4	100	2500			0178177	^
3/8	100	2500	73851	—	0178178	—
1/2	100	2500	73852	—	0178179	—
5/8	100	2500	73853	—	0152658	—
3/4	100	2500	73854	—	0178180	—
1"	100	2500	73855	—	0178181	—
1-1/2"	100	2500	73857	—		

10-24 hex=1/8"

Length	Pkg. Qty.	Case Qty.	Grade 18-8 Part No.	UOM /100	Grade 316 Part No.	UOM /100
3/8	100	2500	73860	^	0178182	^
1/2	100	2500	73861	—	0178183	—
5/8	100	2500	73862	—	0152659	—
3/4	100	2500	73863	—	0178184	—
1"	100	2500	73864	—	0178185	—
1-1/4	100	2500	73865	—		
1-1/2	100	2500	73866	—		
1-3/4"	100	2500	0171343	—		
2"	100	2500	0171344	—		

1/4"-20 hex=5/32"

Length	Pkg. Qty.	Case Qty.	Grade 18-8 Part No.	UOM /100	Grade 316 Part No.	UOM /100
3/8	50	2500	73879	^	0178190	^
1/2	50	2500	73880	—	0178191	—
5/8	50	2500	73881	—	0178192	—
3/4	50	2500	73882	—	0178193	—
1"	50	2500	73883	—	0178194	—
1-1/4	50	1250	73884	—	0178195	—
1-1/2	50	1250	73885	—	0178196	—
1-3/4	50	1250	73886	—	0178197	—
2"	50	1250	73887	—	0178198	—
2-1/4"	50	1250	73888	—		
2-1/2"	50	1250	73889	—	0178199	—
3"	50	1250	73891	—	0178200	—

5/16"-18 hex=3/16"

Length	Pkg. Qty.	Case Qty.	Grade 18-8 Part No.	UOM /100	Grade 316 Part No.	UOM /100
1/2	50	2500	73905	^	0178202	^
5/8	50	2500	73906	—		
3/4	50	2500	73907	—	0178203	—
1"	50	1250	73908	—	0178204	—
1-1/4	25	1250	73909	—	0178205	—
1-1/2	25	1250	73910	—	0178206	—
1-3/4	50	1250	73911	—		
2"	25	1250	73912	—	0178207	—
2-1/4	25	1250	73913	—		
2-1/2	25	1250	73914	—	0178208	—
2-3/4"	25	1250	0171361	—		
3"	10	1250	73915	—	0178209	—
3-1/2"	10	1250	0174883	—	0178210	—
4"	10	1250			0178211	—

3/8"-16 hex=7/32"

Length	Pkg. Qty.	Case Qty.	Grade 18-8 Part No.	UOM /100	Grade 316 Part No.	UOM /100
1/2	25	1250	73927	^	0152660	^
5/8	25	1250	73928	—		
3/4	25	1250	73929	—	0178212	—
1"	25	1250	73931	—	0178213	—
1-1/4	25	1250	73932	—	0178214	—
1-1/2	25	1250	73933	—	0178215	—
1-3/4	25	1250	73934	—	0178216	—
2"	10	1250	73935	—	0178217	—
2-1/4	10	1250	73936	—		
2-1/2	10	1250	73937	—	0178218	—
3"	10	1250	73939	—	0178219	—
3-1/2"	10	1250	0171364	—	0178220	—
4"	10	1250	0171365	—	0178221	—

7/16"-14 hex=1/4"

Length	Pkg. Qty.	Case Qty.	Grade 18-8 Part No.	UOM /100
3/4	10	500	73951	^
1"	10	500	73952	—
1-1/2	10	500	73953	—
2"	5	500	73954	—
3"	5	500	0171373	—

1/2"-13 hex=5/16" Grade 18-8

Length	Pkg. Qty.	Case Qty.	Grade 18-8 Part No.	UOM /100	Grade 316 Part No.	UOM /100
3/4	10	500	73957	^	0178224	^
1"	10	500	73958	—	0178225	—
1-1/4	10	500	73959	—	0178226	—
1-1/2	10	500	73960	—	0178227	—
1-3/4	10	500	73961	—	0178228	—
2"	5	500	73962	—	0178229	—
2-1/4	5	250	73963	—		
2-1/2	5	250	73964	—	0178230	—
3"	5	250	73966	—	0178231	—
3-1/2	5	250			0178232	—
4"	1	250			0178233	—

5/8"-11 hex=3/8"

Length	Pkg. Qty.	Case Qty.	Grade 18-8 Part No.	UOM /100	Grade 316 Part No.	UOM /100
1"	5	500			0178235	^
1-1/4	5	500	73980	—	0178236	—
1-1/2	5	500	73981	—	0178237	—
1-3/4	5	375	73982	—	0178238	—
2"	1	375	73983	—	0178239	—
2-1/4	1	300	73984	—		
2-1/2	1	250	73985	—	0178240	—
3"	1	250	73987	—	0178241	—
3-1/2	1	250	73988	—	0178242	—
4"	1	250	0171384	—	0178243	—

3/4"-10 hex=1/2"

Length	Pkg. Qty.	Case Qty.	Grade 18-8 Part No.	UOM /100	Grade 316 Part No.	UOM /100
1"	5	250			0178244	^
1-1/4	5	250	73990	—	0178245	—
1-1/2	5	250	73991	—	0178246	—
1-3/4	5	250	73992	—	0178247	—
2"	1	150	73993	—	0178248	—
2-1/4	1	150	73994	—		
2-1/2	1	150	73995	—	0178249	—
3"	1	150	73997	—	0178250	—
3-1/2	1	100	73998	—	0178251	—
4"	1	100			0178252	—

7/8"-9 hex=9/16" Grade 18-8

Length	Pkg. Qty.	Case Qty.	Part No.	UOM /100
2"	1	100	0172775	^
2-1/2"	1	100	0172776	—
3"	1	75	0172777	—
3-1/2"	1	50	0172778	—
4"	1	40	0172779	—

Flat Head Socket Cap Screws
18-8 and 3-16 Stainless Steel
Fine Thread

10-32 hex=1/8"

Length	Pkg. Qty.	Case Qty.	Grade 18-8 Part No.	UOM /100	Grade 316 Part No.	UOM /100
3/8	100	2500	73870	^	0178186	^
1/2	100	2500	73871	—	0178187	—
5/8	100	2500	73872	—		
3/4	100	2500	73873	—	0178188	—
1"	100	2500	73874	—	0178189	—
1-1/4	100	2500	73875	—		
1-1/2	100	2500	73876	—		
1-3/4"	100	2500	0171349	—		
2"	100	2500	0171350	—		

1/4"-28 hex=5/32"

Length	Pkg. Qty.	Case Qty.	Grade 18-8 Part No.	UOM /100
3/8	50	2500	73894	^
1/2	50	2500	73895	—
5/8	50	2500	73896	—
3/4	50	2500	73897	—
1"	50	2500	73898	—
1-1/4	50	2500	73899	—
1-1/2	50	2500	73900	—

If its not on our shelf...we'll make it!
Ask the local store to quote your threaded and machined parts.

Flat Head Socket Cap Screws, Low Head Socket Cap Screws

Flat Head Socket Cap Screws Cont.

5/16"-24 hex=3/16" Grade 18-8

Length	Pkg. Qty.	Case Qty.	Part No.	UOM /100
1/2	50	2500	73918	^
3/4	50	2500	73920	—
1"	50	1250	73921	—
1-1/4	50	1250	73922	—
1-1/2	50	1250	73923	—

3/8"-24 hex=7/32" Grade 18-8

Length	Pkg. Qty.	Case Qty.	Part No.	UOM /100
5/8	25	1250	73942	^
3/4	25	1250	73943	—
1"	25	1250	73944	—
1-1/4	25	1250	73945	—
1-1/2	25	1250	73946	—
2"	25	1250	73948	—

1/2"-20 hex=5/16" Grade 18-8

Length	Pkg. Qty.	Case Qty.	Part No.	UOM /100
3/4	10	500	73970	^
1"	10	500	73971	—
1-1/4	10	500	73972	—
1-1/2	10	500	73973	—
2"	5	500	73975	—

Flat Head Socket Cap Screws With Nylon Patch

Grade 18-8

4-40 Hex Drive 1/16"

Length	Pkg. Qty.	Case Qty.	Part No.	UOM /Ea
1/4"	100	2500	11102434	^
3/8"	100	2500	11102435	—
1/2"	100	2500	11102436	—

6-32 Hex Drive 5/64"

Length	Pkg. Qty.	Case Qty.	Part No.	UOM /Ea
1/4"	100	2500	11102437	^
3/8"	100	2500	11102438	—
1/2"	100	2500	11102439	—
5/8"	100	2500	11102440	—
3/4"	100	2500	11102441	—

8-32 Hex Drive 3/32"

Length	Pkg. Qty.	Case Qty.	Part No.	UOM /Ea
3/8"	100	2500	11102442	^
1/2"	100	2500	11102443	—
5/8"	100	2500	11102444	—
3/4"	100	2500	11102445	—

10-24 Hex Drive 1/8"

Length	Pkg. Qty.	Case Qty.	Part No.	UOM /Ea
3/8"	100	2500	11102446	^
1/2"	100	2500	11102447	—
3/4"	100	2500	11102448	—
1"	100	2500	11102449	—

10-32 Hex Drive 1/8"

Length	Pkg. Qty.	Case Qty.	Part No.	UOM /Ea
3/8"	100	2500	11102450	^
1/2"	100	2500	11102451	—
5/8"	100	2500	11102452	—
3/4"	100	2500	11102453	—
1"	100	2500	11102454	—

1/4"-20 Hex Drive 5/32"

Length	Pkg. Qty.	Case Qty.	Part No.	UOM /Ea
3/8"	100	1500	11102455	^
1/2"	100	1500	11102456	—
5/8"	100	1500	11102457	—
3/4"	100	1500	11102458	—
1"	100	1500	11102459	—
1-1/4"	100	1500	11102460	—

5/16"-18 Hex Drive 3/16"

Length	Pkg. Qty.	Case Qty.	Part No.	UOM /Ea
3/4"	100	1000	11102461	^
1"	100	1000	11102462	—

3/8"-16 Hex Drive 7/32"

Length	Pkg. Qty.	Case Qty.	Part No.	UOM /Ea
3/4"	50	500	11102463	^
1"	50	500	11102464	—
1-1/4"	50	500	11102465	—

Low Head Socket Cap Screws - 18-8 Stainless Steel

Coarse and Fine Thread

6-32 hex=5/64"

Length	Part No.	UOM /100
1/4	0171392	^
3/8	0171393	—
1/2	0171394	—
3/4	0171395	—

8-32 hex=3/32"

Length	Part No.	UOM /100
1/4	0171396	^
3/8	0171397	—
1/2	0171398	—
3/4	0171399	—

10-24 hex=1/8"

Length	Part No.	UOM /100
1/2	0171400	^
3/4	0171401	—
1"	0171402	—

10-32 hex=1/8"

Length	Part No.	UOM /100
1/2	0171403	^
3/4	0171404	—
1"	0171405	—

1/4"-20 hex=5/32"

Length	Part No.	UOM /100
3/8	0171406	^
1/2	0171407	—
3/4	0171408	—
1"	0171409	—
5/8	0175077	—
1-1/4	0175078	—
1-1/2	0175079	—

5/16"-18 hex=3/16"

Length	Part No.	UOM /100
1/2	0171410	^
3/4	0171411	—
1"	0171412	—
5/8	0175080	—
1-1/4	0175081	—
1-1/2	0175082	—

3/8"-16 hex=7/32"

Length	Part No.	UOM /100
1/2	0171413	^
3/4	0171414	—
1"	0171415	—
5/8	0175083	—
1-1/4	0175084	—
1-1/2	0175085	—

Socket Set Screws

Cup Point Socket Set Screws
Grade 18-8
Coarse Thread

2-56
hex=.035

Length	Part No.	Pkg. Qty.	Case Qty.	UOM /100
1/16	73189	100	5000	^
3/32	73190	100	5000	—
1/8	73191	100	5000	—
3/16	73193	100	5000	—
1/4	73194	100	5000	—
5/16	73195	100	5000	—
3/8	73196	100	5000	—
1/2	73197	100	5000	—
5/8	0176552	100	5000	—
3/4	0176553	100	5000	—

4-40
hex=.050

Length	Part No.	Pkg. Qty.	Case Qty.	UOM /100
1/16	73205	100	5000	^
3/32	73206	100	5000	—
1/8	73207	100	5000	—
3/16	73209	100	5000	—
1/4	73210	100	5000	—
5/16	73157	100	5000	—
3/8	73211	100	5000	—
1/2	73212	100	5000	—
3/4	73213	100	5000	—
1"	73214	100	5000	—

5-40
hex=1/16"

Length	Part No.	Pkg. Qty.	Case Qty.	UOM /100
1/8	73325	100	5000	^
3/16	73327	100	5000	—
1/4	73328	100	5000	—
3/8	0171597	100	5000	—
1/2	73335	100	5000	—
3/4	73337	100	5000	—
1"	0171599	100	5000	—

6-32
hex=1/16"

Length	Pkg. Qty.	Case Qty.	Part No.	UOM /100
3/32	100	5000	73160	^
1/8	100	5000	73161	—
3/16	100	5000	73162	—
1/4	100	5000	73215	—
5/16	100	5000	73163	—
3/8	100	5000	73216	—
1/2	100	5000	73217	—
5/8	100	5000	73165	—
3/4	100	5000	73218	—
1"	100	5000	73219	—

8-32
hex=5/64"

Length	Pkg. Qty.	Case Qty.	Part No.	UOM /100
1/8	100	5000	73223	^
3/16	100	5000	73224	—
1/4	100	5000	73225	—
5/16	100	5000	73220	—
3/8	100	5000	73226	—
1/2	100	5000	73227	—
5/8	100	5000	73228	—
3/4	100	5000	73229	—
7/8	100	5000	73222	—
1"	100	5000	73230	—
1-1/2	100	5000	0171603	—

10-24
hex=3/32"

Length	Pkg. Qty.	Case Qty.	Part No.	UOM /100
1/8	100	5000	73233	^
3/16	100	5000	73234	—
1/4	100	5000	73235	—
5/16	100	5000	73232	—
3/8	100	5000	73236	—
1/2	100	5000	73237	—
5/8	100	5000	73238	—
3/4	100	5000	73239	—
7/8	100	5000	73242	—
1"	100	5000	73240	—
1-1/4	100	5000	73241	—
1-1/2	100	5000	0171605	—

1/4"-20
hex=1/8"

Length	Pkg. Qty.	Case Qty.	Part No.	UOM /100
3/16	50	5000	73256	^
1/4	50	5000	73257	—
5/16	50	5000	73255	—
3/8	50	5000	73258	—
1/2	50	5000	73259	—
5/8	50	5000	73260	—
3/4	50	5000	73261	—
7/8	50	5000	73173	—
1"	50	5000	73262	—
1-1/4	50	3000	73263	—
1-1/2	50	3000	73264	—
2"	25	2000	73174	—

5/16"-18
hex=5/32"

Length	Pkg. Qty.	Case Qty.	Part No.	UOM /100
1/4	50	5000	73274	^
5/16	50	5000	73275	—
3/8	50	5000	73276	—
1/2	50	5000	73277	—
5/8	50	5000	73278	—
3/4	50	5000	73279	—
7/8	50	5000	73286	—
1"	50	5000	73280	—
1-1/4	50	3000	73281	—
1-1/2	50	3000	73282	—
1-3/4	50	2000	73283	—
2"	25	2000	73284	—

3/8"-16
hex=3/16"

Length	Pkg. Qty.	Case Qty.	Part No.	UOM /100
1/4	25	5000	73298	^
5/16	25	5000	73299	—
3/8	25	5000	73300	—
1/2	25	5000	73301	—
5/8	25	3000	73302	—
3/4	25	3000	73303	—
1"	25	2000	73305	—
1-1/4	25	1500	73306	—
1-1/2	25	1000	73307	—
1-3/4	25	1000	73308	—
2"	10	1000	73309	—
2-1/2	10	800	73311	—
2-3/4	10	800	73312	—
3"	10	800	73313	—

7/16"-14
hex=7/32"

Length	Pkg. Qty.	Case Qty.	Part No.	UOM /100
3/8	10	2500	0171610	^
1/2	10	2500	73330	—
7/16	10	2500	0171611	—
3/4	10	1500	73331	—
5/8	10	1500	0171612	—
1"	10	1000	73332	—
1-1/4	10	1000	0171613	—
1-1/2	10	700	73333	—
2"	5	700	73334	—

1/2"-13
hex=1/4"

Length	Pkg. Qty.	Case Qty.	Part No.	UOM /100
3/8	10	4000	73339	^
1/2	10	2500	73340	—
5/8	10	2500	73351	—
3/4	10	1500	73341	—
7/8	10	1500	73352	—
1"	10	1000	73342	—
1-1/4	10	1000	73343	—
1-1/2	10	700	73344	—
1-3/4	10	700	73345	—
2"	5	500	73346	—
2-1/2	5	400	73348	—

5/8"-11
hex=5/16"

Length	Pkg. Qty.	Case Qty.	Part No.	UOM /100
1/2	5	1500	73367	^
5/8	5	1000	73368	—
3/4	5	1000	73360	—
1"	5	700	73362	—
1-1/4	5	600	73363	—
1-1/2	5	500	73364	—
1-3/4	5	400	73365	—
2"	1	400	73366	—

3/4-10
hex=3/8"

Length	Pkg. Qty.	Case Qty.	Part No.	UOM /100
3/4	5	800	0171617	^
1"	5	500	0171618	—
1-1/4	5	500	0171619	—
1-1/2	5	300	0171620	—
1-3/4	5	300	0171621	—
2"	1	200	0171622	—

If its not on our shelf...we'll make it!
Ask the local store to quote your threaded and machined parts.

Socket Set Screws

Socket Set Screws Cont.

Cup Point Socket Set Screws
Grade 18-8
Fine Thread

6-40
hex=1/16"

Length	Part No.	Pkg. Qty.	Case Qty.	UOM /100
3/16	0171600	100	5000	^
1/4	0171601	100	5000	—
1/2	0171602	100	5000	—

10-32
hex=3/32"

Length	Part No.	Pkg. Qty.	Case Qty.	UOM /100
1/8	73243	100	5000	^
3/16	73244	100	5000	—
1/4	73245	100	5000	—
5/16	73246	100	5000	—
3/8	73247	100	5000	—
7/16	73253	100	5000	—
1/2	73248	100	5000	—
5/8	73249	100	5000	—
3/4	73250	100	5000	—
1"	73251	100	5000	—
1-1/4	73252	100	5000	—
1-1/2	0171606	100	5000	—

1/4"-28
hex=1/8"

Length	Part No.	Pkg. Qty.	Case Qty.	UOM /100
3/16	73175	50	5000	^
1/4	73266	50	5000	—
5/16	73176	50	5000	—
3/8	73267	50	5000	—
1/2	73268	50	5000	—
5/8	73269	50	5000	—
3/4	73270	50	5000	—
7/8	73287	50	5000	—
1"	73271	50	5000	—
1-1/4	73272	50	3000	—
1-1/2	73273	50	5000	—

5/16"-24
hex=5/32"

Length	Part No.	Pkg. Qty.	Case Qty.	UOM /100
1/4	73288	50	5000	^
5/16	73289	50	5000	—
3/8	73290	50	5000	—
1/2	73291	50	5000	—
5/8	73292	50	5000	—
3/4	73293	50	5000	—
1"	73294	50	3000	—
1-1/4	73295	50	2000	—
1-1/2	73296	50	2000	—

3/8"-24
hex=3/16"

Length	Part No.	Pkg. Qty.	Case Qty.	UOM /100
1/4	73314	25	5000	^
5/16	73315	25	5000	—
3/8	73316	25	5000	—
1/2	73317	25	5000	—
5/8	73318	25	3000	—
3/4	73319	25	3000	—
1"	73320	25	2000	—
1-1/4	73321	25	1500	—
1-1/2	73322	25	1500	—

1/2"-20
hex=1/4"

Length	Part No.	Pkg. Qty.	Case Qty.	UOM /100
3/8	0171615	10	2500	^
1/2	73355	10	2500	—
5/8	0171616	10	2000	—
3/4	73356	10	1500	—
1"	73357	10	1000	—
1-1/4	73358	10	1000	—
1-1/2	73359	10	1000	—

Socket Set Screws with Nylon Patch
18-8 Stainless Steel

4-40
Hex Drive .050"

Length	Part No.	UOM /100
1/8	0175490	^
3/16	0175491	—
1/4	0152780	—

6-32
Hex Drive 1/16"

Length	Part No.	UOM /100
1/8	0175492	^
3/16	0175493	—
1/4	0175494	—
5/16	0152781	—
3/8	0152782	—
1/2"	11102888	—

8-32
Hex Drive 5/64"

Length	Part No.	UOM /Ea
1/8"	11102889	^
3/16	0175495	—
1/4	0175496	—
5/16	0152783	—
3/8	0175497	—
1/2	0152784	—

10-24
Hex Drive 3/32"

Length	Part No.	UOM /Ea
1/8"	11102890	^
3/16	0152785	—
1/4	0175498	—
5/16	0152786	—
3/8	0175499	—
1/2	0152787	—
5/8	0152788	—

10-32
Hex Drive 3/32"

Length	Part No.	UOM /Ea
1/8"	11102892	^
3/16	0175500	—
1/4	0175501	—
5/16	0152789	—
3/8	0175502	—
1/2	0152790	—
5/8	0152791	—
3/4"	11102893	—

1/4-20
Hex Drive 1/8"

Length	Part No.	UOM /Ea
3/16"	11102894	^
1/4	0175503	—
5/16	0175504	—
3/8	0175505	—
1/2	0152792	—
5/8	0152793	—
3/4	0152794	—
1"	11102895	—
1-1/4"	11102896	—
1-1/2"	11102897	—

5/16-18
Hex Drive 5/32"

Length	Part No.	UOM /Ea
1/4"	11102898	^
5/16	0152795	—
3/8	0152796	—
1/2	0152787	—
5/8	0152797	—
3/4	0152799	—

3/8-16
Hex Drive 3/16"

Length	Part No.	UOM /Ea
1/4"	11102899	^
3/8	0152800	—
1/2	0152801	—
5/8	0152802	—
3/4	0152803	—
1"	0152804	—

Knurl Point Socket Set Screws
Grade 18-8 Coarse and Fine Thread

6-32
hex=1/16"

Length	Part No.	Pkg. Qty.	Case Qty.	UOM /100
1/4	0171623	100	5000	^
3/8	0171624	100	5000	—

8-32
hex=5/64"

Length	Part No.	Pkg. Qty.	Case Qty.	UOM /100
1/4	0171625	100	5000	^
3/8	0171626	100	5000	—

10-24
hex=3/32"

Length	Part No.	Pkg. Qty.	Case Qty.	UOM /100
1/4	0171627	100	5000	^
3/8	0171628	100	5000	—

10-32
hex=3/32"

Length	Part No.	Pkg. Qty.	Case Qty.	UOM /100
1/4	0171629	100	5000	^
5/16	0171630	100	5000	—
3/8	0171631	100	5000	—
1/2	0171632	100	5000	—

Socket Set Screws Cont.

1/4"-20 hex=1/8"

Length	Part No.	Pkg. Qty.	Case Qty.	UOM /100
1/4	0171633	50	5000	^—
3/8	0171634	50	5000	—
1/2	0171635	50	5000	—
1"	0171636	50	5000	—
1-1/4	0171637	50	5000	—

5/16"-18 hex=5/32"

Length	Part No.	Pkg. Qty.	Case Qty.	UOM /100
5/16	0171638	50	5000	^—
3/8	0171639	50	5000	—

Flat Point Socket Set Screws
Grade 18-8 Coarse Thread

4-40 hex=.050

Length	Part No.	Pkg. Qty.	Case Qty.	UOM /100
1/8	0171640	100	5000	^—
3/16	0171641	100	5000	—
1/4	0171642	100	5000	—

6-32 hex=1/16"

Length	Part No.	Pkg. Qty.	Case Qty.	UOM /100
1/8	0171646	100	5000	^—
3/16	0171647	100	5000	—
1/4	0171648	100	5000	—
3/8	0171650	100	5000	—
1/2	0171651	100	5000	—

8-32 hex=5/64"

Length	Part No.	Pkg. Qty.	Case Qty.	UOM /100
1/8	0171655	100	5000	^—
3/16	0171656	100	5000	—
1/4	0171657	100	5000	—
3/8	0171659	100	5000	—
1/2	0171661	100	5000	—

10-24 hex=3/32"

Length	Part No.	Pkg. Qty.	Case Qty.	UOM /100
3/16	0171664	100	5000	^—
1/4	0171665	100	5000	—
5/16	0171666	100	5000	—
3/8	0171667	100	5000	—
1/2	0171668	100	5000	—

1/4-20 hex=1/8"

Length	Part No.	Pkg. Qty.	Case Qty.	UOM /100
1/4	0171681	50	5000	^—
5/16	0171682	50	5000	—
3/8	0171683	50	5000	—
1/2	0171684	50	5000	—

5/16-18 hex=5/32"

Length	Part No.	Pkg. Qty.	Case Qty.	UOM /100
5/16	0171689	50	5000	^—
3/8	0171690	50	5000	—
1/2	0171691	50	5000	—

Shoulder Screws

Shoulder Screws
Grade 18-8 and 316 Coarse Thread

Shoulder Screws are one-piece screws with a cylindrical shoulder under the head that serves as a bearing or spacer. All screws have knurled heads for good gripping. Shoulder screws are also known as stripper bolts. Grade 18-8 Stainless Steel offers excellent corrosion resistance for chemical, marine and other rugged environments. This material can be mildly magnetic. Shoulder has a ground finish.

1/8" Shoulder with 5/64 Hex 4-40 Threaded Portion Grade 18-8

Length	Pkg. Qty.	Part No.	UOM /100
1/8	50	0175624	^—
3/16	50	0175625	—
1/4	50	0175626	—
5/16	50	0175627	—
3/8	50	0175628	—
1/2	50	0175629	—
5/8	50	0175630	—
3/4	50	0175631	—
1"	50	0175632	—
1-1/4	50	0154582	—
1-1/2	50	0154583	—

3/16" Shoulder with 3/32 Hex 8-32 Threaded Portion Grade 18-8

Length	Pkg. Qty.	Part No.	UOM /100
1/8	50	0175614	^—
3/16	50	0175615	—
1/4	50	0175616	—
5/16	50	0175617	—
3/8	50	0175618	—
1/2	50	0175619	—
5/8	50	0175620	—
3/4	50	0175621	—
7/8	50	0154584	—
1"	50	0175622	—
1-1/4	50	0154585	—
1-1/2	50	0154586	—

1/4" Shoulder with 1/8" Hex 10-24 Threaded Portion Grade 18-8

Length	Pkg. Qty.	Part No.	UOM /100
1/8	50	0176896	^—
3/16	50	0176897	—
1/4	50	74099	—
5/16	50	0176898	—
3/8	50	74100	—
1/2	50	74101	—
5/8	50	0176899	—
3/4	50	74102	—
1"	50	74103	—
1"	50	0178633	—
1-1/4	50	0176900	—
1-1/2	50	0176901	—
1-3/4	50	0176902	—
2"	25	0176903	—
2-1/4	25	0176904	—
2-1/2	25	0176905	—
3"	25	0176907	—

1/4" Shoulder with 1/8" Hex 10-32 Threaded Portion Grade 18-8

Length	Part No.	UOM /100	Pkg. Qty.
1/4	0154587	^—	50
5/16	0154588	—	50
3/8	0154589	—	50
1/2	0154590	—	50
5/8	0154591	—	50
3/4	0154592	—	50
1"	0154593	—	50
1-1/4	0154594	—	50

5/16" Shoulder with 5/32" Hex 1/4"-20 Threaded Portion

	Grade 18-8		Grade 316		
Length	Part No.	UOM /100	Part No.	UOM /100	Pkg. Qty.
1/4	0176911	^—			50
3/8	0176913	—	0178636	—	50
1/2	74106	—	0178637	—	50
5/8	0176914	—	0178638	—	50
3/4	74107	—	0178639	—	50
1"	74108	—	0178640	—	50
1-1/4	0176915	—	0178641	—	50
1-1/2	74098	—	0178642	—	50
1-3/4	0176916	—			50
2"	0176917	—			25
2-1/4	0176918	—			25
2-1/2	0176919	—			25
2-3/4	0176920	—			25
3"	0176921	—			25
3-1/2	0176922	—			25

If its not on our shelf...we'll make it!
Ask the local store to quote your threaded and machined parts.

Shoulder Screws, Dowel Pins

Shoulder Screws Cont.

3/8" Shoulder with 3/16" Hex 5/16"-18 Threaded Portion

Length	Grade 18-8 Part No.	Grade 18-8 UOM /100	Grade 316 Part No.	Grade 316 UOM /100	Pkg. Qty.
1/4	0176924	^—			25
3/8	0176925	—	0178643	—	25
1/2	74110	—	0178644	—	25
5/8	0176926	—	0178645	—	25
3/4	74111	—	0178646	—	25
1"	74112	—	0178647	—	25
1-1/4	74113	—	0178648	—	25
1-1/2	74104	—	0178649	—	25
1-3/4	74105	—			25
2"	74109	—	0178650	—	10
2-1/4	0176927	—			10
2-1/2	0176928	—			10
2-3/4	0176929	—			10
3"	0176930	—			10
3-1/2	0176931	—			10
4"	0176932	—			5

1/2" Shoulder with 1/4" Hex 3/8"-16 Threaded Portion

Length	Grade 18-8 Part No.	Grade 18-8 UOM /100	Grade 316 Part No.	Grade 316 UOM /100	Pkg. Qty.
3/8	0176933	^—			10
1/2	0176934	—	0178651	—	10
5/8	0176935	—	0178652	—	10
3/4	74114	—	0178653	—	10
1"	74115	—	0178654	—	10
1-1/4	74116	—	0178655	—	10
1-1/2	74117	—	0178656	—	10
1-3/4	0176936	—			10
2"	74118	—	0178657	—	5
2-1/4	0176937	—			5
2-1/2	74119	—			5
2-3/4	0176938	—			5
3"	74120	—			5
3-1/2	0176939	—			5
4"	0176940	—			1
5"	0176942	—			1

5/8" Shoulder with 5/16" Hex 1/2-13 Threaded Portion

Length	Part No.	UOM /100	Pkg. Qty
1/2	0176944	^—	5
5/8	0176945	—	5
3/4	0176946	—	5
1"	0176947	—	5
1-1/4	0176948	—	5
1-1/2	0176949	—	5
1-3/4	0176950	—	1
2"	0176951	—	1
2-1/4	0176952	—	1
2-1/2	0176953	—	1
2-3/4	0176954	—	1
3"	0176955	—	1
3-3/4	0176956	—	1
4"	0176957	—	1
5"	0176959	—	1

3/4" Shoulder with 3/8" Hex 5/8-11 Threaded Portion

Length	Part No.	UOM /100	Pkg. Qty.
5/8	0176961	^—	5
3/4	0176962	—	5
1"	0176963	—	5
1-1/4	0176964	—	5
1-1/2	0176965	—	5
1-3/4	0176966	—	5
2"	0176967	—	1
2-1/2	0176968	—	1
3"	0176969	—	1
3-1/2	0176970	—	1
4"	0176971	—	1
4-1/2	0176972	—	1
5"	0176973	—	1

1" Shoulder with 1/2" Hex 3/4-10 Threaded Portion

Length	Part No.	UOM /100	Pkg. Qty.
1"	0176975	^—	1
1-1/2	0176976	—	1
2"	0176978	—	1
3"	0176980	—	1

Socket Head Shoulder Screws

Stainless Steel with Nylon Patch

1/4" Shoulder with 1/8" Hex 10-24 Threaded Portion

Length	Part No.	UOM /Ea
1/4"	11102866	^—
3/8"	11102867	—
5/8"	11102868	—
1-1/4"	11102869	—
1-1/2"	11102870	—

5/16" Shoulder with 5/32" Hex 1/4"-20 Threaded Portion

Length	Part No.	UOM /Ea
1/4"	11102871	^—
3/8"	11102872	—
5/8"	11102873	—
1-1/4"	11102874	—
1-1/2"	11102875	—

3/8" Shoulder with 3/16" Hex 5/16"-18 Threaded Portion

Length	Part No.	UOM /Ea
1/4"	11102876	^—
3/8"	11102877	—
5/8"	11102878	—
1-1/4"	11102879	—
1-1/2"	11102880	—

1/2" Shoulder with 1/4" Hex 3/8"-16 Threaded Portion

Length	Part No.	UOM /Ea
3/8"	11102881	^—
1/2"	11102882	—
5/8"	11102883	—

Dowel Pins

Dowel Pins

Grade 18-8 and Grade 316

Corrosion resistant pins are ground to a diameter of .001" to .002" larger than the size listed. They have chamfered ends for easy insertion.

1/16"

Length	Pkg. Qty.	Case Qty.	Grade 18-8 Part No.	Grade 18-8 UOM /100	Grade 316 Part No.	Grade 316 UOM /100
1/8	100	1000	0171429	^—		
3/16	100	1000	74123	—		
1/4	100	1000	74124	—	0178129	—
5/16	100	1000	74125	—		
3/8	100	1000	74126	—	0178130	—
7/16	100	1000	74127	—		
1/2	100	1000	74128	—	0178131	—
5/8	100	1000	74129	—		
3/4	100	1000	74130	—	0178132	—
7/8	100	1000	74131	—		
1"	100	1000	74132	—	0178133	—

5/64"

Length	Pkg. Qty.	Case Qty.	Grade 18-8 Part No.	Grade 18-8 UOM /100
3/16	100	1000	0171433	^—
1/4	100	1000	0171434	—
5/16	100	1000	0171435	—
3/8	100	1000	0171436	—
1/2	100	1000	0171437	—
5/8	100	1000	0171438	—
3/4	100	1000	0171439	—

3/32"

Length	Pkg. Qty.	Case Qty.	Grade 18-8 Part No.	Grade 18-8 UOM /100	Grade 316 Part No.	Grade 316 UOM /100
3/16	100	1000	0171441	^—		
1/4	100	1000	0171442	—	0178134	—
5/16	100	1000	0171443	—		
3/8	100	1000	0171444	—	0178135	—
1/2	100	1000	0171446	—	0178136	—
5/8	100	1000	0171448	—		
3/4	100	1000	0171449	—	0178137	—
7/8	100	1000	0171450	—		
1"	100	1000	0171451	—	0178138	—
1-1/8	100	1000	0172675	—		
1-1/4	100	1000	0171452	—		
1-1/2	100	1000	0171453	—		
2"	50	1000	0172678	—		

1/8"

Length	Pkg. Qty.	Case Qty.	Grade 18-8 Part No.	Grade 18-8 UOM /100	Grade 316 Part No.	Grade 316 UOM /100
1/4	100	1000	74142	^—	0178139	^—
3/8	100	1000	74144	—	0178140	—
1/2	100	1000	74146	—	0178141	—
5/8	100	1000	74147	—	0178142	—
3/4	100	1000	74150	—	0178143	—
7/8	100	1000	74149	—		
1"	100	1000	74151	—	0178144	—
1-1/8	100	1000	0172700	—		
1-1/4	100	1000	74152	—	0178145	—
1-3/8	100	1000	0172701	—		
1-1/2	100	1000	74153	—	0178146	—
1-3/4	100	1000	74154	—		
2"	100	1000	74155	—		
2-1/2	50	1000	0171456	—		

Dowel Pins Cont.

5/32" Grade 18-8

Length	Pkg. Qty.	Case Qty.	Part No.	UOM /100
1/4	100	1000	0171458	^—
5/16	100	1000	0171459	—
3/8	100	1000	0171460	—
1/2	100	1000	0171462	—
9/16	100	1000	0171463	—
5/8	100	1000	0171464	—
3/4	100	1000	0171465	—
11/16	100	1000	0172689	—
7/8	100	1000	0171466	—
15/16	100	1000	0172691	—
1"	100	1000	0171467	—
1-1/4	100	1000	0171468	—
1-3/8	100	1000	0172692	—
1-1/2	100	1000	0171469	—
2"	50	1000	0171470	—
2-1/4	50	1000	0172694	—

3/16"

			Grade 18-8		Grade 316	
Length	Pkg. Qty.	Case Qty.	Part No.	UOM /100	Part No.	UOM /100
1/4	100	1000	74156	^—		
5/16	100	1000	74157	—		
3/8	100	1000	74158	—		
3/8	100	1000			0178147	—
1/2	100	1000	74160	—	0178148	—
5/8	100	1000	74135	—	0178149	—
3/4	100	1000	74161	—	0178150	—
7/8	100	1000	74136	—		
1"	100	1000	74162	—	0178151	—
1-1/8	100	1000	0171472	—		
1-1/4	100	1000	74163	—		
1-1/2	100	1000	74164	—		
1-3/4	100	1000	74165	—		
2"	50	1000	74166	—		
2-1/4	50	1000	0172694	—		
2-1/2	50	1000	0171474	—		

1/4"

			Grade 18-8		Grade 316	
Length	Pkg. Qty.	Case Qty.	Part No.	UOM /100	Part No.	UOM /100
1/4	50	1000	0171475	^—		
5/16	50	1000	0171476	—		
3/8	50	1000	74137	—		
7/16	50	1000	74167	—		
1/2	50	1000	74168	—	0178152	—
5/8	50	1000	74169	—	0178153	—
3/4	50	1000	74170	—	0178154	—
7/8	50	1000	74138	—		
1"	50	1000	74171	—	0178155	—
1-1/8	50	1000	0171478	—		
1-1/4	50	1000	74139	—	0178156	—
1-1/2	50	1000	74172	—	0178157	—
1-3/4	50	1000	74140	—		
2"	25	1000	74173	—	0178158	—
2-1/4	25	1000	0171479	—		
2-1/2	25	1000	0171480	—		
3"	25	1000	0171481	—		

5/16"

			Grade 18-8		Grade 316	
Length	Pkg. Qty.	Case Qty.	Part No.	UOM /100	Part No.	UOM /100
3/8	50	1000	0172697	^—		
1/2	50	1000	74174	—		
5/8	50	1000	74175	—		
3/4	50	1000	74176	—	0178159	—
7/8	50	1000	0171482	—		
1"	50	1000	74177	—	0178160	—
1-1/4	50	1000	74178	—		
1-1/2	50	1000	74179	—	0178162	—
1-3/4	50	1000	74180	—		
2"	25	1000	74181	—	0178163	—
2-1/2	25	1000	0171483	—		
3"	25	1000	0171484	—		

3/8"

			Grade 18-8		Grade 316	
Length	Pkg. Qty.	Case Qty.	Part No.	UOM /100	Part No.	UOM /100
1/2	25	1000	74182	^—		
5/8	25	1000	74183	—		
3/4	25	1000	74184	—	0178164	—
7/8	25	1000	74185	—		
1"	25	1000	74186	—	0178165	—
1-1/4	25	1000	74187	—	0178166	—
1-1/2	25	1000	74188	—	0178167	—
1-3/4	25	1000	74189	—		
2"	10	1000	74190	—	0178168	—
2-1/4	10	1000	0171485	—		
2-1/2	10	1000	0171486	—		
3"	10	1000	0171487	—		

1/2"

Length	Pkg. Qty.	Case Qty.	Part No.	UOM /100
1/2	10	500	0171488	^—
3/4	10	500	0171489	—
1"	10	500	0171490	—
1-1/4	10	500	0171491	—
1-1/2	10	500	0171492	—
1-3/4	10	500	0171493	—
2"	5	500	0171494	—
2-1/4	5	500	0171495	—
2-1/2	5	500	0171496	—
3"	5	500	0171497	—
3-1/2	5	500	0171498	—
4"	1	500	0171499	—

5/8"

Length	Pkg. Qty.	Case Qty.	Part No.	UOM /100
1"	5	500	0172698	^—
1-1/2	5	500	0171500	—
2"	1	500	0171501	—
3"	1	500	0171502	—

Spring Pins

Spring Pins

Grade 420 Stainless Steel

Spring pins are also known as roll, tension, split and expansion pins. Recommended hole size is the same as the diameter. Grade 420 Stainless Steel offers shear strength greater than Grade 18-8 Stainless Steel. Corrosion resistant and mildly magnetic.

1/16"

Length	Pkg. Qty.	Case Qty.	Part No.	UOM /100
3/16	0171505	100	100	^—
1/4	74358	100	1000	—
5/16	74359	100	1000	—
3/8	74360	100	1000	—
1/2	74361	100	1000	—
5/8	74362	100	1000	—
3/4	74363	100	1000	—
7/8	0171506	100	1000	—
1"	74364	100	1000	—

5/64"

Length	Pkg. Qty.	Case Qty.	Part No.	UOM /100
1/4	74365	100	1000	^—
3/8	74366	100	1000	—
1/2	74367	100	1000	—
3/4	74368	100	1000	—
15/16	0154684	100	1000	—
1"	74369	100	1000	—

3/32"

Length	Part No.	Pkg. Qty.	Case Qty.	UOM /100
3/16	0171507	100	1000	^—
1/4	74370	100	1000	—
5/16	0171508	100	1000	—
3/8	74371	100	1000	—
7/16	0171509	100	100	—
1/2	74372	100	1000	—
5/8	0171510	100	100	—
3/4	74373	100	1000	—
7/8	0171511	100	1000	—
1"	74374	100	1000	—
1-1/8	0171512	100	1000	—
1-1/4	0171513	100	1000	—
1-1/2	0171514	100	1000	—

1/8"

Length	Part No.	Pkg. Qty.	Case Qty.	UOM /100
1/4	0171515	100	1000	^—
5/16	0171516	100	1000	—
3/8	74306	100	1000	—
7/16	0171517	100	1000	—
1/2	74307	100	1000	—
9/16	0171518	100	1000	—
5/8	74308	100	1000	—
3/4	74309	100	1000	—
7/8	0171519	100	1000	—
1"	74310	100	1000	—
1-1/8	0171520	100	1000	—
1-1/4	74311	100	1000	—
1-3/8	0171521	100	1000	—
1-1/2	74312	100	1000	—
1-3/4	74315	100	1000	—
2"	74313	100	1000	—
2-1/2	74314	50	1000	—

If its not on our shelf...we'll make it!
Ask the local store to quote your threaded and machined parts.

Spring Pins, Cotter Pins

Spring Pins Cont.

5/32"

Length	Part No.	Pkg. Qty.	Case Qty.	UOM /100
3/8	0171522	100	500	^
1/2	74380	100	500	—
5/8	0171523	100	500	—
3/4	74381	100	500	—
7/8	0171524	100	500	—
1"	74382	100	500	—
1-1/8	0171525	100	500	—
1-1/4	0171526	100	500	—
1-1/2	74383	100	500	—
1-7/8	0154701	100	500	—
2"	0171528	50	500	—

3/16"

Length	Part No.	Pkg. Qty.	Case Qty.	UOM /100
3/8	74325	100	500	^
1/2	74326	100	500	—
9/16	0171529	100	500	—
5/8	74317	100	500	—
3/4	74318	100	500	—
7/8	0171530	100	500	—
1"	74319	100	500	—
1-1/8	0171531	100	500	—
1-1/4	74320	100	500	—
1-3/8	0171532	100	500	—
1-1/2	74321	100	500	—
1-3/4	0171533	100	500	—
2"	74322	50	500	—
2-1/4	0171534	50	500	—
2-1/2	74323	50	500	—
3"	74324	50	500	—

7/32"

Length	Part No.	Pkg. Qty.	Case Qty.	UOM /100
1/2	0171535	100	500	^
5/8	0171536	100	—	
7/8	0171537	100	500	—
1"	0171538	100	500	—
1-1/8	0171539	100	500	—
1-1/4	0171540	100	500	—
1-1/2	0171541	100	500	—
1-3/4	0171542	100	500	—
2"	0171543	10	500	—
2-1/4	0171544	10	500	—
2-1/2	0171545	10	500	—

1/4"

Length	Part No.	Pkg. Qty.	Case Qty.	UOM /100
1/2	74327	50	250	^
5/8	74328	50	250	—
3/4	74329	50	250	—
7/8	0171546	50	250	—
1"	74330	50	250	—
1-1/8	0171547	50	250	—
1-1/4	74331	50	250	—
1-1/2	74332	50	250	—
1-5/8	0171548	50	250	—
1-3/4	74336	50	250	—
1-7/8	0171549	50	250	—
2"	74333	25	250	—
2-1/4	74337	25	250	—
2-1/2	74334	25	250	—
2-3/4	74338	25	250	—
3"	74335	25	250	—
3-1/2	0171551	25	250	—

5/16"

Length	Part No.	Pkg. Qty.	Case Qty.	UOM /100
3/4	74339	50	250	^
1"	74340	50	250	—
1-1/4	74341	50	250	—
1-1/2	74342	50	250	—
1-3/4	74386	50	250	—
2"	74343	25	250	—
2-1/4	74387	25	250	—
2-1/2	74344	25	250	—
3"	74345	25	250	—
3-1/2	0171552	25	250	—

3/8"

Length	Part No.	Pkg. Qty.	Case Qty.	UOM /100
3/4	74389	25	100	^
1"	74346	25	100	—
1-1/4	74347	25	100	—
1-1/2	74348	25	100	—
1-3/4	0171553	25	100	—
2"	74349	10	100	—
2-1/4	0171554	10	100	—
2-1/2	74350	10	100	—
3"	74351	10	100	—
3-1/2	74352	10	100	—
4"	74390	5	100	—

1/2"

Length	Part No.	Pkg. Qty.	Case Qty.	UOM /100
1"	74391	10	100	^
1-1/4	74392	10	100	—
1-1/2	74393	10	100	—
2"	74353	5	100	—
2-1/2	74354	5	100	—
3"	74355	5	100	—
3-1/2	74356	5	100	—
4"	74357	1	100	—

Cotter Pins

Cotter Pins
Grade 18-8 and 316 Stainless Steel

Grade 18-8 Stainless Steel is a type of austenitic stainless steel that contains approximately 18% chromium and 8% nickel. They are not hardenable by heat treatment and offer a high degree of corrosion resistance. Primarily, they are non-magnetic; however, parts may become slightly magnetic after cold-working. Grades of stainless steels in the Grade 18-8 series include, but are not limited to; 302, 303, 304 and XM7.

Grade 316 Stainless Steel is an austenitic stainless steel that has an improved corrosion resistance, when compared to Grade 18-8, especially when exposed to seawater. The addition of molybdenum gives the steel better resistance to surface pitting. Grade 316 also has higher tensile and creep value strengths at elevated temperatures than other austenitic alloys.

One slightly longer prong makes these pins easy to open. Used to lock clevis pins, slotted nuts and other fasteners. Length is measured from under the head to the end of the short shank.

1/32"

Grade 18-8

Length	Part No.	UOM /100	Pkg. Qty.	Case Qty.
1/4	0172555	^	100	1000
5/16	0172556	—	100	1000
3/8	0172557	—	100	1000
1/2	0172558	—	100	1000
5/8	0172559	—	100	1000
3/4	0172560	—	100	1000
1"	0172561	—	100	1000
1-1/4	0172562	—	100	1000
1-1/2	0172563	—	100	1000
2"	0172565	—	25	1000

3/64"

Grade 18-8

Length	Part No.	UOM /100	Pkg. Qty.	Case Qty.
1/4	0172566	^	100	1000
5/16	0172567	—	100	1000
3/8	0172568	—	100	1000
1/2	0172570	—	100	1000
5/8	0172571	—	100	1000
3/4	0172572	—	100	1000
1"	0172575	—	100	1000
1-1/4	0172576	—	100	1000
1-1/2	0172577	—	100	1000
2"	0172579	—	25	1000

1/16"

Length	Grade 18-8 Part No.	UOM /100	Grade 316 Part No.	UOM /100	Pkg. Qty.	Case Qty.
1/4	74265	^	0178126	^	100	1000
5/16	74266	—			100	1000
3/8	74267	—	0178127	—	100	1000
1/2	74268	—	0171564	—	100	1000
5/8	74269	—			100	1000
3/4	74270	—	0171565	—	100	1000
1"	74271	—	0171566	—	100	1000
1-1/4	74272	—	0171567	—	100	1000
1-1/2	74273	—	0171568	—	100	1000
1-3/4	74274	—			100	1000
2"	74275	—			50	1000
2-1/4	0172582	—			50	1000
2-1/2	74276	—			50	1000
3"	74277	—			50	1000

5/64"
Grade 18-8

Length	Part No.	UOM /100	Pkg. Qty.	Case Qty.
1/4	0165426	^	100	1000
3/8	74278	—	100	1000
1/2	74279	—	100	1000
5/8	74280	—	100	1000
3/4	74281	—	100	1000
1"	74282	—	100	1000
1-1/4	74283	—	100	1000
1-1/2	74284	—	100	1000
2"	74286	—	50	1000
2-1/2	74287	—	50	500

3/32"

Length	Grade 18-8 Part No.	UOM /100	Grade 316 Part No.	UOM /100	Pkg. Qty.	Case Qty.
3/8	74288	^			100	1000
1/2	74289	—	0171569	—	100	1000
5/8	74290	—			100	1000
3/4	74291	—	0171570	—	100	1000
1"	74292	—	0171571	—	100	1000
1-1/4	74293	—	0171572	—	100	1000
1-1/2	74294	—	0171573	—	100	1000
1-3/4	74295	—			100	1000
2"	74296	—	0171586	—	50	1000

Cotter Pins Cont.

7/64" Grade 18-8

Length	Part No.	UOM /100	Pkg. Qty.	Case Qty.
3/4	74298	^—	100	1000
1"	74299	—	100	1000
1-1/4	74300	—	100	1000
1-1/2	74301	—	100	1000
2"	74303	—	50	500
3"	74305	—	50	500

1/8"

Length	Grade 18-8 Part No.	UOM /100	Grade 316 Part No.	UOM /100	Pkg. Qty.	Case Qty.
3/8	74206	^—			100	1000
1/2	74207	—			100	1000
5/8	74208	—			100	1000
3/4	74209	—	0171574	—	100	1000
1"	74210	—	0171575	—	100	1000
1-1/8	0172587	—			100	1000
1-1/4	74211	—	0171576	—	100	1000
1-1/2	74212	—	0171577	—	100	1000
1-3/4	74204	—			100	500
2"	74213	—	0171578	—	100	500
2-1/4	74205	—			50	500
2-1/2	74214	—			50	500
2-3/4	0172596	—			50	500
3"	74215	—			50	500

5/32"

Length	Grade 18-8 Part No.	UOM /100	Grade 316 Part No.	UOM /100	Pkg. Qty.	Case Qty.
1/2	74194	^—			100	1000
3/4	74195	—			100	1000
1"	74196	—	0171579	—	100	1000
1-1/4	74197	—	0171580	—	100	500
1-1/2	74198	—	0171581	—	100	500
1-3/4	74199	—			100	500
2"	74200	—	0171582	—	50	500
2-1/2	74202	—			50	500
3"	74203	—			50	250
4"	0172589	—			25	250

3/16"

Length	Grade 18-8 Part No.	UOM /100	Grade 316 Part No.	UOM /100	Pkg. Qty.	Case Qty.
1/2	74217	^—			100	1000
5/8	0171557	—			100	1000
3/4	74218	—			100	1000
7/8	0172590	—			100	1000
1"	74219	—	0171583	—	100	1000
1-1/4	74220	—	0171584	—	100	1000
1-1/2	74221	—	0171585	—	50	500
1-3/4	74227	—			50	500
2"	74222	—	0178128	—	50	500
2-1/4	74228	—			50	500
2-1/2	74223	—			50	500
3"	74224	—			25	250
3 1/2	74225	—			25	250
4"	74226	—			25	250

1/4"

Length	Grade 18-8 Part No.	UOM /100	Grade 316 Part No.	UOM /100	Pkg. Qty.	Case Qty.
3/4	0172591	^—			50	500
1"	74230	—	0171587	—	50	500
1-1/4	74231	—	0171588	—	50	500
1-1/2	74232	—	0171589	—	50	500
1-3/4	74229	—			50	250
2"	74233	—	0171590	—	25	250
2-1/4	74238	—			25	250
2-1/2	74234	—			25	250
3"	74235	—			25	250
3-1/2	74236	—			25	250
4"	74237	—			10	250
5"	0171560	—			10	250

5/16" Grade 18-8

Length	Part No.	UOM /100	Pkg. Qty.	Case Qty.
1"	74240	^—	50	250
1-1/4	74241	—	50	250
1-1/2	74242	—	50	250
1-3/4	74239	—	50	250
2"	74243	—	25	250
2-1/2	74244	—	25	200
3"	74245	—	25	200
3-1/2	74256	—	25	200
4"	74257	—	10	200

Split Rings

18-8 Stainless Steel

I.D.	O.D.	Thickness	Part No.	Pkg. Qty.	Case Qty.	UOM /Ea
0.15	0.22	0.054	11104130	25	100	^—
0.174	0.254	0.062	11104131	25	100	—
0.212	0.292	0.062	11104132	25	100	—
0.242	0.334	0.068	11104133	25	100	—
0.288	0.38	0.068	11104134	25	100	—
0.328	0.43	0.074	11104135	25	100	—

Circle Cotter Pins

18-8 Stainless Steel

Diameter	Hole Dia.	Shaft Size	Part No.	Pkg. Qty.	Case Qty.	UOM /Ea
0.048	.187 to .25	3/16-1/4	11104140	25	100	^—
0.048	.25 to .312	1/4-5/16	11104141	25	100	—
0.062	.375 to .437	3/8-7/16	11104142	25	100	—
0.072	.437 to .5	7/16-1/2	11104143	25	100	—

Double-Wire Snapper Pin

18-8 Stainless Steel

Diameter	Length	Shank Lgth.	Part No.	Pkg. Qty.	Case Qty.	UOM /Ea
1/4	2-1/2	2-3/4	11104144	25	100	^—
5/16	1-3/8	1-5/8	11104145	25	100	—
5/16	2-1/2	2-3/4	11104146	25	100	—
3/8	1-3/8	1-5/8	11104147	25	100	—
3/8	2-1/2	2-3/4	11104148	25	100	—

Taper Pins

18-8 Stainless Steel

Large End Dia.	Length	Part No.	UOM /Ea
0.078	0.5	11104149	^—
0.078	1	11104150	—
0.078	1.25	11104151	—
0.094	0.5	11104152	—
0.094	0.625	11104153	—
0.094	0.75	11104154	—
0.094	1	11104155	—
0.109	0.5	11104156	—
0.109	0.75	11104157	—
0.109	1	11104158	—
0.109	1.25	11104159	—
0.125	0.5	11104160	—
0.125	0.75	11104161	—
0.125	1	11104162	—
0.125	1.25	11104163	—
0.125	1.5	11104164	—
0.141	0.5	11104165	—
0.141	0.75	11104166	—
0.141	1	11104167	—
0.141	1.5	11104168	—
0.141	5	11104169	—
0.156	0.75	11104170	—
0.156	1	11104171	—
0.156	1.25	11104172	—
0.156	1.5	11104173	—
0.156	2	11104174	—
0.156	2.5	11104175	—
0.172	0.75	11104176	—
0.172	1	11104177	—
0.172	1.25	11104178	—
0.172	1.5	11104179	—
0.172	1.75	11104180	—
0.172	2	11104181	—
0.172	2.5	11104182	—
0.172	3	11104183	—
0.193	0.75	11104184	—
0.193	1	11104185	—
0.193	1.25	11104186	—
0.193	1.5	11104187	—
0.193	1.75	11104188	—
0.193	2	11104189	—
0.193	2.25	11104190	—
0.193	2.5	11104191	—
0.193	3	11104192	—
0.193	3.5	11104193	—
0.193	4	11104194	—
0.219	1	11104195	—
0.219	1.25	11104196	—
0.219	1.5	11104197	—
0.219	1.75	11104198	—
0.219	2	11104199	—
0.219	2.5	11104200	—
0.219	3	11104201	—
0.219	3.5	11104202	—
0.219	4	11104203	—
0.25	1	11104204	—
0.25	1.25	11104205	—
0.25	1.5	11104206	—
0.25	1.75	11104207	—
0.25	2	11104208	—
0.25	2.5	11104209	—
0.25	3	11104210	—

If its not on our shelf...we'll make it!
Ask the local store to quote your threaded and machined parts.

Cotter Pins, Square Head Set Screws

Cotter Pins Cont.

Large End Dia.	Length	Part No.	UOM /Ea
0.25	3.5	11104211	—
0.25	4	11104212	—
0.289	1	11104213	—
0.289	1.25	11104214	—
0.289	1.5	11104215	—
0.289	1.75	11104216	—
0.289	2	11104217	—
0.289	2.25	11104218	—
0.289	2.5	11104219	—
0.289	2.75	11104220	—
0.289	3	11104221	—
0.289	3.5	11104222	—
0.289	4	11104223	—
0.289	4.5	11104224	—
0.289	5	11104225	—
0.341	1	11104226	—
0.341	1.25	11104227	—
0.341	1.5	11104228	—
0.341	1.75	11104229	—
0.341	2	11104230	—
0.341	2.25	11104231	—
0.341	2.5	11104232	—
0.341	3	11104233	—
0.341	3.5	11104234	—
0.341	4	11104235	—
0.341	4.5	11104236	—
0.341	5	11104237	—
0.341	6	11104238	—
0.409	1	11104239	—
0.409	1.5	11104240	—
0.409	2	11104241	—
0.409	2.5	11104242	—
0.409	3	11104243	—
0.409	3.5	11104244	—
0.409	4	11104245	—
0.409	4.5	11104246	—
0.409	5	11104247	—
0.409	6	11104248	—
0.492	2	11104249	—
0.492	2.5	11104250	—
0.492	3	11104251	—
0.492	3.5	11104252	—
0.492	4	11104253	—
0.492	4.5	11104254	—
0.492	5	11104255	—
0.492	5.5	11104256	—
0.492	6	11104257	—
0.591	2	11104258	—
0.591	3	11104259	—
0.591	3.5	11104260	—
0.591	4	11104261	—
0.591	4.5	11104262	—
0.591	5	11104263	—
0.591	6	11104264	—
0.706	2.5	11104265	—
0.706	3	11104266	—
0.706	4	11104267	—
0.706	5	11104268	—
0.706	5.5	11104269	—
0.706	6	11104270	—

Threaded Taper Pins

18-8 Stainless Steel

Large End Dia.	Length	Overall Length	Part No.	UOM /Ea
11/64	1	1-1/4	11104271	^—
11/64	1-1/4	1-1/2	11104272	—
3/16	1-1/4	1-1/2	11104273	—
3/16	1-1/2	1-3/4	11104274	—
3/16	2	2-1/4	11104275	—
7/32	3/4	1	11104276	—
7/32	1	1-1/4	11104277	—
7/32	1-1/4	1-1/2	11104278	—
7/32	1-1/2	1-3/4	11104279	—
7/32	2	2-1/4	11104280	—
1/4	3/4	1-5/32	11104281	—
1/4	1	1-13/32	11104282	—
1/4	1-1/4	1-21/32	11104283	—
1/4	1-1/2	1-29/32	11104284	—
1/4	2	2-13/32	11104285	—
1/4	2-1/2	2-29/32	11104286	—
1/4	3	3-13/32	11104287	—
1/4	4	4-13/32	11104288	—
19/64	1	1-13/32	11104289	—
19/64	1-1/2	1-29/32	11104290	—
19/64	1-3/4	2-5/32	11104291	—
19/64	2	2-13/32	11104292	—
19/64	2-1/2	2-29/32	11104293	—
19/64	3	3-13/32	11104294	—
19/64	4	4-13/32	11104295	—
19/64	5	5-13/32	11104296	—
11/32	1-1/4	1-23/32	11104297	—
11/32	1-1/2	1-31/32	11104298	—
11/32	1-3/4	2-7/32	11104299	—
11/32	2	2-15/32	11104300	—
11/32	2-1/4	2-23/32	11104301	—
11/32	2-1/2	2-31/32	11104302	—
11/32	3	3-15/32	11104303	—
11/32	4	4-15/32	11104304	—
11/32	5	5-15/32	11104305	—
11/32	6	6-15/32	11104306	—
13/32	1-1/2	2-1/16	11104307	—
13/32	1-3/4	2-5/16	11104308	—
13/32	2	2-9/16	11104309	—
13/32	2-1/2	3-1/16	11104310	—
13/32	2-3/4	3-5/16	11104311	—
13/32	3	3-9/16	11104312	—
13/32	3-1/2	4-1/16	11104313	—
13/32	4	4-9/16	11104314	—
13/32	4-1/2	5-1/16	11104315	—
13/32	5	5-9/16	11104316	—
13/32	6	6-9/16	11104317	—
1/2	1-3/4	2-7/16	11104318	—
1/2	2	2-11/16	11104319	—
1/2	2-1/2	3-3/16	11104320	—
1/2	3	3-11/16	11104321	—
1/2	3-1/2	4-3/16	11104322	—
1/2	4	4-11/16	11104323	—
1/2	4-1/2	5-3/16	11104324	—
1/2	5	5-11/16	11104325	—
1/2	6	6-11/16	11104326	—
19/32	2	2-3/4	11104327	—
19/32	2-1/2	3-1/4	11104328	—
19/32	3	3-3/4	11104329	—
19/32	3-1/2	4-1/4	11104330	—
19/32	4	4-3/4	11104331	—
19/32	4-1/2	5-1/4	11104332	—
19/32	5	5-3/4	11104333	—
19/32	6	6-3/4	11104334	—
23/32	3	5-15/16	11104335	—
23/32	3-1/2	4-7/16	11104336	—
23/32	4	4-15/16	11104337	—
23/32	4-1/2	5-7/16	11104338	—
23/32	5	5-15/16	11104339	—
23/32	6	6-15/16	11104340	—

Headless Grooved Pins

18-8 Stainless Steel with Stainless Steel E-Clips

Diameter	Length	Part No.	UOM /Ea
3/16	1/2	11104459	^—
3/16	3/4	11104460	—
3/16	1	11104461	—
3/16	1 1/4	11104462	—
3/16	1 1/2	11104463	—
3/16	2	11104464	—
3/16	2 1/2	11104465	—
3/16	3	11104466	—
1/4	1/2	11104467	—
1/4	3/4	11104468	—
1/4	1	11104469	—
1/4	1 1/4	11104470	—
1/4	1 1/2	11104471	—
1/4	2	11104472	—
1/4	2 1/4	11104473	—
1/4	2 1/2	11104474	—
1/4	3	11104475	—
5/16	3/4	11104476	—
5/16	1	11104477	—
5/16	1 1/4	11104478	—
5/16	1 1/2	11104479	—
5/16	2	11104480	—
5/16	2 1/4	11104481	—
5/16	2 1/2	11104482	—
5/16	3	11104483	—
3/8	1	11104484	—
3/8	1 1/4	11104485	—
3/8	1 1/2	11104486	—
3/8	2	11104487	—
3/8	2 1/4	11104488	—
3/8	2 1/2	11104489	—
3/8	3	11104490	—
1/2	1 1/2	11104491	—
1/2	2	11104492	—
1/2	2 1/2	11104493	—
1/2	3	11104494	—

Square Head Set Screws

Square Head Set Screws

Grade 18-8 Cup Point
Coarse Thread

These stainless steel square head screws have a large bearing area that provide positive gripping for a hand wrench.

1/4"-20

Length	Part No.	Pkg. Qty.	Case Qty.	UOM /100
3/8	74002	50	5000	^—
1/2	74003	50	5000	—
5/8	74004	50	4500	—
3/4	74005	50	4000	—
1"	74006	50	3500	—
1-1/4	74007	50	2000	—
1-1/2	74008	50	2000	—
1-3/4	74009	50	2000	—
2"	74010	25	1500	—
2-1/2	74012	1	1500	—

Square Head Set Screws Cont.

5/16"-18

Length	Part No.	Pkg. Qty.	Case Qty.	UOM /100
1/2	74021	50	3000	^
5/8	74022	50	2700	—
3/4	74023	50	2500	—
1"	74024	50	2000	—
1-1/4	74025	50	1700	—
1-1/2	74026	50	1500	—
1-3/4	74027	50	1500	—
2"	74028	25	1500	—
2-1/2	74030	25	1000	—
3"	74031	25	1000	—
4"	0174114	25	1000	—

3/8"-16

Length	Part No.	Pkg. Qty.	Case Qty.	UOM /100
1/2	74035	25	2000	^
5/8	74036	25	1700	—
3/4	74037	25	1500	—
1"	74039	25	1300	—
1-1/4	74040	25	1100	—
1-1/2	74041	25	1000	—
1-3/4	74042	25	800	—
2"	74043	10	700	—
2-1/4	74044	10	600	—
2-1/2	74045	10	600	—
3"	74047	10	500	—

1/2"-13

Length	Part No.	Pkg. Qty.	Case Qty.	UOM /100
3/4	74061	10	800	^
1"	74062	10	700	—
1-1/4	74063	10	600	—
1-1/2	74064	10	550	—
1-3/4	74065	10	500	—
2"	74066	5	450	—
2-1/2	74068	5	350	—
3"	74070	5	300	—
3-1/2	74071	5	275	—
4"	74072	1	250	—

5/8"-11

Length	Part No.	Pkg. Qty.	Case Qty.	UOM /100
1"	0171419	5	400	^
1-1/4	74080	5	350	—
1-1/2	74081	5	300	—
1-3/4	74082	5	275	—
2"	74083	1	250	—
2-1/4	74084	1	200	—
2-1/2	74085	1	200	—
3"	74087	1	175	—
3-1/2	74088	1	150	—

3/4"-10

Length	Part No.	Pkg. Qty.	Case Qty.	UOM /100
1-1/2	74089	5	200	^
1-3/4	74090	5	175	—
2"	74091	1	175	—
2-1/4	74092	1	150	—
2-1/2	74093	1	150	—
3"	74095	1	125	—
3-1/2	74096	1	100	—

Chrome

Polished and Chrome Plated Hex Cap Screws
Coarse and Fine Thread

1/4-20
Wrench Size=7/16

Length	Part No.	UOM /Each
1/2"	0184936	^
5/8"	0184937	—
3/4"	0184938	—
7/8"	0184939	—
1"	0184940	—
1-1/4"	0184941	—
1-1/2"	0184942	—
1-3/4"	0184943	—
2"	0184944	—
2-1/4"	0184945	—
2-1/2"	0184946	—
2-3/4"	0184947	—
3"	0184948	—
3-1/4"	0184949	—
3-1/2"	0184950	—

1/4-28
Wrench Size=7/16

Length	Part No.	UOM /Each
1/4	0185008	^
5/8"	0185009	—
3/4"	0185010	—
7/8"	0185011	—
1"	0185012	—
1-1/4"	0185013	—
1-1/2"	0185014	—
1-3/4"	0185015	—
2"	0185016	—
2-1/4"	0185017	—
3-1/2"	0185018	—

5/16-18
Wrench Size=1/2

Length	Part No.	UOM /Each
1/2"	0184951	^
5/8"	0184952	—
3/4"	0184953	—
7/8"	0184954	—
1"	0184955	—
1-1/4"	0184956	—
1-1/2"	0184957	—
1-3/4"	0184958	—
2"	0184959	—
2-1/4"	0184960	—
2-1/2"	0184961	—
3"	0184962	—
3-1/2"	0184963	—
4"	0184964	—
5"	0184965	—

5/16-24
Wrench Size=1/2

Length	Part No.	UOM /Each
1/2"	0185019	^
5/8"	0185020	—
3/4"	0185021	—
7/8"	0185022	—
1"	0185023	—
1-1/4"	0185024	—
1-1/2"	0185025	—
1-3/4"	0185026	—
2"	0185027	—
2-1/4"	0185028	—
2-1/2"	0185029	—
3"	0185030	—
3-1/2"	0185031	—
4"	0185032	—
5"	0185033	—

3/8-16
Wrench Size=9/16

Length	Part No.	UOM /Each
3/4"	0184966	^
7/8"	0184967	—
1"	0184968	—
1-1/4"	0184969	—
1-1/2"	0184970	—
1-3/4"	0184971	—
2"	0184972	—
2-1/4"	0184973	—
2-1/2"	0184974	—
2-3/4"	0184975	—
3"	0184976	—
3-1/2"	0184977	—
3-3/4"	0184978	—
4"	0184979	—
5"	0184980	—

3/8-24
Wrench Size=9/16

Length	Part No.	UOM /Each
3/4"	0185034	^
7/8"	0185035	—
1"	0185036	—
1-1/4"	0185037	—
1-1/2"	0185038	—
1-3/4"	0185039	—
2"	0185040	—
2-1/4"	0185041	—
2-1/2"	0185042	—
3-1/2"	0185045	—
4"	0185047	—
5"	0185048	—

7/16-14
Wrench Size=5/8

Length	Part No.	UOM /Each
3/4"	0184981	^
1"	0184982	—
1-1/4"	0184983	—
1-1/2"	0184984	—
1-3/4"	0184985	—
2"	0184986	—
2-1/4"	0184987	—
2-1/2"	0184988	—
2-3/4"	0184989	—
3"	0184990	—

If its not on our shelf...we'll make it!
Ask the local store to quote your threaded and machined parts.

Chrome

Chrome Cont.

1/2-13
Wrench Size=3/4

Length	Part No.	UOM /Each
3/4"	0184992	^
1"	0184993	—
1-1/4"	0184994	—
1-1/2"	0184995	—
1-3/4"	0184996	—
2"	0184997	—
2-1/4"	0184998	—
2-1/2"	0184999	—
3"	0185001	—

9/16-18
Wrench Size=13/16

Length	Part No.	UOM /Each
3"	0185004	^

5/8-11
Wrench Size=15/16

Length	Part No.	UOM /Each
3-1/2"	0185005	^

Metric Polished and Chrome Plated Hex Cap Screws

M4-.7
Wrench Size=7mm

Length	Part No.	UOM Per UM
20mm	0185051	

M5-.8
Wrench Size=8mm

Length	Part No.	UOM Per UM
10mm	0185052	
12mm	0185053	
16mm	0185054	
20mm	0185055	
25mm	0185056	
30mm	0185057	

M6-1.0
Wrench Size=10mm

Length	Part No.	UOM Per UM
10mm	0185058	
12mm	0185059	
16mm	0185060	
20mm	0185061	
25mm	0185062	
30mm	0185063	
35mm	0185064	
40mm	0185065	

M8-1.25
Wrench Size=13mm

Length	Part No.	UOM Per UM
16mm	0185066	
20mm	0185067	
25mm	0185068	
30mm	0185069	
35mm	0185070	
40mm	0185071	
50mm	0185072	

M10-1.5
Wrench Size=17mm

Length	Part No.	UOM Per UM
16mm	0185073	
20mm	0185074	
25mm	0185075	
30mm	0185076	
35mm	0185077	
40mm	0185078	

Polished and Chrome Plated Socket Head Cap Screws

8-32
Hex=9/64

Length	Part No.	UOM /Each
1/2"	0185079	
5/8"	0185080	
3/4"	0185081	
1"	0185083	

10-24
Hex=5/32

Length	Part No.	UOM /Each
1/2"	0185085	^
5/8"	0185086	—
3/4"	0185087	—
1"	0185088	—
1-1/4"	0185089	—
1-1/2"	0185090	—
1-3/4"	0185091	—
2"	0185092	—

10-32
Hex=5/32

Length	Part No.	UOM /Each
1/2"	0185150	^
5/8"	0185151	—
3/4"	0185152	—
7/8"	0185153	—
1"	0185154	—
1-1/4"	0185155	—
1-1/2"	0185156	—
2"	0185157	—

1/4-20
Hex=3/16

Length	UOM /Each	Part No.
1/2"	0185093	^
5/8"	0185094	—
3/4"	0185095	—
7/8"	0185096	—
1"	0185097	—
1-1/4"	0185098	—
1-1/2"	0185099	—
1-3/4"	0185100	—
2"	0185101	—
2-1/4"	0185102	—
2-1/2"	0185103	—
2-3/4"	0185104	—
3"	0185105	—
3-1/4"	0185106	—
3-1/2"	0185107	—

1/4-28
Hex=3/16

Length	UOM /Each	Part No.
1/2"	0185158	^
5/8"	0185159	—
3/4"	0185160	—
7/8"	0185161	—
1"	0185162	—
1-1/4"	0185163	—
1-1/2"	0185164	—
1-3/4"	0185165	—
2"	0185166	—
2-1/4"	0185167	—

5/16-18
Hex=1/4

Length	Part No.	UOM /Each
1/2"	0185108	^
5/8"	0185109	—
3/4"	0185110	—
7/8"	0185111	—
1"	0185112	—
1-1/4"	0185113	—
1-1/2"	0185114	—
1-3/4"	0185115	—
2"	0185116	—
2-1/4"	0185117	—
2-1/2"	0185118	—
2-3/4"	0185119	—
3"	0185120	—
3-1/2"	0185121	—
4"	0185122	—
5"	0185123	—

5/16-24
Hex=1/4

Length	Part No.	UOM /Each
5/8"	0185169	^
3/4"	0185170	—
7/8"	0185171	—
1"	0185172	—
1-1/4"	0185173	—
1-1/2"	0185174	—
1-3/4"	0185175	—
2"	0185176	—
2-1/4"	0185177	—
2-1/2"	0185178	—
3"	0185179	—
3-1/2"	0185180	—
4"	0185181	—
5"	0185182	—

Chrome Cont.

3/8-16 Hex=5/16

Length	UOM /Each	Part No.
3/4"	0185124	^
7/8"	0185125	—
1"	0185126	—
1-1/4"	0185127	—
1-1/2"	0185128	—
1-3/4"	0185129	—
2"	0185130	—
2-1/4"	0185131	—
2-1/2"	0185132	—
2-3/4"	0185133	—
3"	0185134	—
3-1/2"	0185135	—
3-3/4"	0185136	—
4"	0185137	—
5"	0185138	—

3/8-24 Hex=5/16

Length	Part No.	UOM /Each
3/4"	0185183	^
7/8"	0185184	—
1"	0185185	—
1-1/4"	0185186	—
1-1/2"	0185187	—
1-3/4"	0185188	—
2"	0185189	—
2-1/4"	0185190	—
2-1/2"	0185191	—
2-3/4"	0185192	—
3"	0185193	—
3-1/2"	0185194	—
5"	0185195	—

7/16-14 Hex=3/8

Length	Part No.	UOM /Each
1-1/4"	0185140	^
2"	0185141	—

1/2-13 Hex=3/8

Length	Part No.	UOM /Each
1"	0185143	^
1-1/2"	0185144	—
2"	0185145	—
2-1/2"	0185146	—

1/2-20 Hex=3/8

Length	Part No.	UOM /Each
2-1/2"	0185196	^

5/8-11 Hex=1/2

Length	Part No.	UOM /Each
20mm	0185197	^

Metric Polished and Chrome Plated Socket Head Cap Screws

M4-0.7 Hex=3mm

Length	Pkg. Qty.	Part No.	UOM /Each
20mm	10	0185197	^

M5-0.8 Hex=4mm

Length	Pkg. Qty.	Part No.	UOM /Each
10.0mm	10	0185198	^
12mm	10	0185199	—
16mm	10	0185200	—
20mm	10	0185201	—
25mm	10	0185202	—
30mm	10	0185203	—

M6-1.0 Hex=5mm

Length	Pkg. Qty.	Part No.	UOM /Each
10.0mm	10	0185204	^
12mm	10	0185205	—
16mm	10	0185206	—
20mm	10	0185207	—
25mm	10	0185208	—
30mm	10	0185209	—
35mm	10	0185210	—
40mm	10	0185211	—

M8-1.25 Hex=6mm

Length	Pkg. Qty.	Part No.	UOM /Each
16mm	10	0185212	^
20mm	10	0185213	—
25mm	10	0185214	—
30mm	10	0185215	—
35mm	10	0185216	—
40mm	10	0185217	—
50mm	10	0185218	—

M10-1.5 Hex=8mm

Length	Pkg. Qty.	Part No.	UOM /Each
16mm	10	0185219	^
20mm	10	0185220	—
25mm	10	0185221	—
30mm	10	0185222	—
35mm	10	0185223	—
40mm	10	0185224	—

Polished and Chrome Plated Socket Head Cap Screws Knurled

Coarse and Fine Thread

8-32 Hex=9/64

Length	Part No.	UOM /Each
1/2"	0185225	^

10-24 Hex=5/32

Length	Part No.	UOM /Each
3/8"	0185227	^
1/2"	0185228	—
5/8"	0185229	—
3/4"	0185230	—
1"	0185231	—
1-1/4"	0185232	—
1-1/2"	0185233	—
2"	0185235	—

10-32 Hex=5/32

Length	Part No.	UOM /Each
1/2"	0185262	^
5/8"	0185263	—
3/4"	0185264	—
1"	0185266	—
1-1/4"	0185267	—
1-1/2"	0185268	—
2"	0185270	—

1/4-20 Hex=3/16

Length	Part No.	UOM /Each
5/8"	0185236	^
3/4"	0185237	—
1"	0185239	—
1-1/4"	0185240	—
1-1/2"	0185241	—
2"	0185243	—
2-1/4"	0185244	—

1/4-28 Hex=3/16

Length	Part No.	UOM /Each
5/8"	0185271	^
3/4"	0185272	—
1"	0185274	—
1-1/4"	0185275	—
1-1/2"	0185276	—
2"	0185278	—

5/16-18 Hex=1/4

Length	Part No.	UOM /Each
5/8"	0185245	^
1-1/4"	0185249	—
1-1/2"	0185250	—
2"	0185252	—

5/16-24 Hex=1/4

Length	Part No.	UOM /Each
5/8"	0185280	^
3/4"	0185281	—
1"	0185283	—
1-1/4"	0185284	—
1-1/2"	0185285	—
2"	0185287	—

If its not on our shelf...we'll make it!
Ask the local store to quote your threaded and machined parts.

Chrome

Chrome Cont.

Polished and Chrome Plated Socket Head Cap Screws Knurled

Coarse and Fine Thread

3/8-16
Hex=5/16

Length	Part No.	UOM /Each
3/4"	0185254	^
1"	0185255	—
1-1/4"	0185256	—
1-1/2"	0185257	—
2"	0185259	—
2-1/2"	0185260	—
3"	0185261	—

3/8-24
Hex=5/16

Length	Part No.	UOM /Each
3/4"	0185289	^
1"	0185290	—
1-1/4"	0185291	—
1-1/2"	0185292	—
2"	0185294	—
2-1/2"	0185295	—
3"	0185296	—

Polished and Chrome Plated Button Socket Head Cap Screws

8-32
Hex=3/32

Length	Part No.	UOM /Each
1/2"	0185297	^
5/8"	0185298	—
3/4"	0185299	—
1"	0185300	—

10-24
Hex Size=1/8

Length	Part No.	UOM /Each
1/2"	0185301	^
3/4"	0185302	—
1"	0185303	—
1-1/4"	0185304	—
1-1/2"	0185305	—
2"	0185306	—

10-32
Hex Size=1/8

Length	Part No.	UOM /Each
1/4"	0185356	^
1/2"	0185357	—
3/4"	0185358	—
1"	0185359	—
1-1/4"	0185360	—
1-1/2"	0185361	—

1/4-20
Hex Size=5/32

Length	Part No.	UOM /Each
1/2"	0185307	^
5/8"	0185308	—
3/4"	0185309	—
7/8"	0185310	—
1"	0185311	—
1-1/4"	0185312	—
1-1/2"	0185313	—
2"	0185314	—
2-1/4"	0185315	—
2-1/2"	0185316	—
2-3/4"	0185317	—
3"	0185318	—
3-1/4"	0185319	—
3-1/2"	0185320	—

1/4-28
Hex Size=5/32

Length	Part No.	UOM /Each
1/2"	0185362	^
5/8"	0185363	—
3/4"	0185364	—
7/8"	0185365	—
1"	0185366	—
1-1/2"	0185367	—
2"	0185368	—

5/16-18
Hex Size3/16

Length	Part No.	UOM /Each
1/2"	0185321	^
5/8"	0185322	—
3/4"	0185323	—
1"	0185324	—
1-1/4"	0185325	—
1-1/2"	0185326	—
1-3/4"	0185327	—
2"	0185328	—
2-1/4"	0185329	—
2-1/2"	0185330	—
2-3/4"	0185331	—
3"	0185332	—
3-1/2"	0185333	—

5/16-24
Hex Size=3/16

Length	Part No.	UOM /Each
3/8"	0185369	^
1/2"	0185370	—
3/4"	0185371	—
1"	0185372	—
1-1/2"	0185373	—
2"	0185374	—
2-1/2"	0185375	—
3-1/2"	0185376	—

3/8-16
Hex Size=5/16

Length	Part No.	UOM /Each
3/4"	0185336	^
7/8"	0185337	—
1"	0185338	—
1-1/4"	0185339	—
1-1/2"	0185340	—
1-3/4"	0185341	—
2"	0185342	—
2-1/4"	0185343	—
2-1/2"	0185344	—
2-3/4"	0185345	—
3"	0185346	—
3-1/2"	0185347	—

3/8-24
Hex Size=5/16

Length	Part No.	UOM /Each
3/4"	0185377	^
7/8"	0185378	—
1"	0185379	—
1-1/4"	0185380	—
1-1/2"	0185381	—
1-3/4"	0185382	—
2"	0185383	—
2-1/4"	0185384	—
2-1/2"	0185385	—

1/2-13
Hex Size=3/8

Length	Part No.	UOM /Each
1"	0185352	^
1-1/2"	0185353	—
2"	0185354	—
2-1/2"	0185355	—

1/2-20
Hex Size=3/8

Length	Part No.	UOM /Each
1-1/2"	0185387	^
2-1/2"	0185388	—

Metric Polished and Chrome Plated Button Socket Head Cap Screws

M4-0.7
Hex=2.5mm

Length	Part No.	UOM /Each
20mm	0185389	^

M5-0.8
Hex=3mm

Length	Part No.	UOM /Each
10mm	0185390	^
12mm	0185391	—
16mm	0185392	—
20mm	0185393	—
25mm	0185394	—
30mm	0185395	—

Chrome Cont.

M6-1.0 Hex=3mm

Length	Part No.	UOM /Each
10mm	0185396	^
12mm	0185397	—
16mm	0185398	—
20mm	0185399	—
25mm	0185400	—
30mm	0185401	—
35mm	0185402	—
40mm	0185403	—

M8-1.25 Hex=4mm

Length	Part No.	UOM /Each
16mm	0185404	^
20mm	0185405	—
25mm	0185406	—
30mm	0185407	—
35mm	0185408	—
40mm	0185409	—

M10-1.5 Hex=5mm

Length	Part No.	UOM /Each
16mm	0185411	^
20mm	0185412	—
25mm	0185413	—
30mm	0185414	—
35mm	0185415	—
40mm	0185416	—

Polished and Chrome Plated Button Torx Head Cap Screws

6-32

Length	Part No.	UOM /Each
3/8"	0185417	^

8-32

Length	Part No.	UOM /Each
3/8"	0185418	^
1/2"	0185419	—
5/8"	0185420	—
3/4"	0185421	—

10-24

Length	Part No.	UOM /Each
1/2"	0185422	^

10-32

Length	Part No.	UOM /Each
3/8"	0185438	^
1/2"	0185439	—
5/8	0185440	—
3/4"	0185441	—
1"	0185442	—

1/4"-20

Length	Part No.	UOM /Each
1/2"	0185423	^
5/8"	0185424	—
3/4	0185425	—
7/8"	0185426	—
1"	0185427	—
2-1/2"	0185428	—

1/4"-28

Length	Part No.	UOM /Each
1/2"	0185443	^
3/4"	0185444	—
1"	0185445	—

5/16"-18

Length	Part No.	UOM /Each
1/2"	0185429	^
3/4"	0185430	—
1"	0185432	—

5/16"-24

Length	Part No.	UOM /Each
3/8"	0185446	^
1/2"	0185447	—
1"	0185448	—

3/8"-16

Length	Part No.	UOM /Each
3/4"	0185434	^
1"	0185436	—

3/8"-24

Length	Part No.	UOM /Each
1"	0185449	^

Polished and Chrome Plated Flat Socket Head Cap Screws

8-32 Hex=3/32

Length	Part No.	UOM /Each
1/2"	0185450	^
5/8"	0185451	—
3/4"	0185452	—
1"	0185453	—

10-24 Hex=1/8

Length	Part No.	UOM /Each
1/2"	0185454	^
3/4"	0185455	—
1"	0185456	—
1-1/4"	0185457	—
1-1/2"	0185458	—
2"	0185459	—

10-32 Hex=1/8

Length	Part No.	UOM /Each
3/8"	0185481	^
1/2"	0185482	—
3/4"	0185483	—
1"	0185484	—
1-1/4"	0185485	—
1-1/2"	0185486	—

1/4"-20 Hex=5/32

Length	Part No.	UOM /Each
1/2"	0185460	^
5/8"	0185461	—
3/4"	0185462	—
1"	0185463	—
1-1/4"	0185464	—
1-1/2"	0185465	—
2"	0185466	—

1/4"-28 Hex=5/32

Length	Part No.	UOM /Each
5/8"	0185487	^
3/4"	0185488	—
1"	0185489	—
1-1/4"	0185490	—
1-1/2"	0185491	—
2"	0185492	—

5/16"-18 Hex=3/16

Length	Part No.	UOM /Each
1/2"	0185467	^
5/8"	0185468	—
3/4"	0185469	—
1"	0185470	—
1-1/4"	0185471	—
1-1/2"	0185472	—
2"	0185473	—

5/16"-24 Hex=3/16

Length	Part No.	UOM /Each
5/8"	0185493	^
3/4"	0185494	—
1"	0185495	—
1-1/4"	0185496	—
1-1/2"	0185497	—
2"	0185498	—

3/8"-16 Hex=7/32

Length	Part No.	UOM /Each
3/4"	0185474	^
1"	0185475	—
1-1/4"	0185476	—
1-1/2"	0185477	—
2"	0185478	—
2-1/2"	0185479	—
3"	0185480	—

If its not on our shelf...we'll make it!
Ask the local store to quote your threaded and machined parts.

Chrome

Chrome Cont.

3/8"-24 Hex=7/32

Length	Part No.	UOM /Each
3/4"	0185499	^
1"	0185500	—
1-1/4"	0185501	—
1-1/2"	0185502	—
2"	0185503	—
2-1/2"	0185504	—

Metric Polished and Chrome Plated Flat Socket Head Cap Screws

M5-0.8 Hex=3mm

Length	Part No.	UOM /Each
10mm	0185505	^
12mm	0185506	—
16mm	0185507	—
20mm	0185508	—
25mm	0185509	—
30mm	0185510	—

M6-1.0 Hex=4mm

Length	Part No.	UOM /Each
10mm	0185511	^
12mm	0185512	—
16mm	0185513	—
20mm	0185514	—
25mm	0185515	—
30mm	0185516	—
35mm	0185517	—
40mm	0185518	—

M8-1.25 Hex=5mm

Length	Part No.	UOM /Each
16mm	0185519	^
20mm	0185520	—
25mm	0185521	—
30mm	0185522	—
35mm	0185523	—
40mm	0185524	—
50mm	0185525	—

M10-1.5 Hex=6mm

Length	Part No.	UOM /Each
16mm	0185526	^
20mm	0185527	—
25mm	0185528	—
30mm	0185529	—
35mm	0185530	—
40mm	0185531	—

Polished and Chrome Plated 12 Point Ferry Cap Screws

1/4"-20

Length	Part No.	UOM /Each
1/2"	0185532	^
5/8"	0185533	—
3/4"	0185534	—
1"	0185536	—
1-1/4"	0185537	—
1-1/2"	0185538	—
2"	0185540	—
2-1/4"	0185541	—
2-1/2"	0185542	—
3"	0185544	—

1/4"-28

Length	Part No.	UOM /Each
5/8"	0185580	^
3/4"	0185581	—
1"	0185583	—
1-1/4"	0185584	—
1-1/2"	0185585	—
2"	0185587	—
2-1/4"	0185588	—

5/16"-18

Length	Part No.	UOM /Each
1/2"	0185547	^
5/8"	0185548	—
3/4"	0185549	—
1"	0185551	—
1-1/4"	0185552	—
1-1/2"	0185553	—
2"	0185555	—
2-1/4"	0185556	—
2-1/2"	0185557	—
3"	0185558	—

5/16"-24

Length	Part No.	UOM /Each
5/8"	0185589	^
3/4"	0185590	—
1"	0185592	—
1-1/4"	0185593	—
1-1/2"	0185594	—
2"	0185596	—
2-1/4"	0185597	—

3/8"-16

Length	Part No.	UOM /Each
3/4"	0185562	^
1"	0185564	—
1-1/4"	0185565	—
1-1/2"	0185566	—
2"	0185568	—
2-1/4"	0185569	—
2-1/2"	0185570	—
3"	0185572	—

3/8"-24

Length	Part No.	UOM /Each
3/4"	0185598	^
1"	0185599	—
1-1/4"	0185600	—
1-1/2"	0185601	—
2"	0185603	—
2-1/2"	0185604	—

7/16"-14

Length	Part No.	UOM /Each
1"	0185577	^
1-1/4"	0185578	—
2"	0185579	—

1/2"-20

Length	Part No.	UOM /Each
2-1/2"	0185605	^

Polished and Chrome Plated Carriage Bolts

1/4-20

Length	Part No.	UOM /Each
1"	0185606	^
1-1/2"	0185607	—
2"	0185608	—
2-1/2"	0185609	—

5/16-18

Length	Part No.	UOM /Each
3/4"	0185610	^
1"	0185611	—
1-1/2"	0185612	—
2"	0185613	—
2-1/2"	0185614	—

3/8-16

Length	Part No.	UOM /Each
1"	0185615	^
1-1/2"	0185616	—
2"	0185617	—
2-1/2"	0185618	—

Polished and Chrome Plated Hex Nuts

Finished

Diameter	Part No.	UOM /Each
8-32	0185623	^
10-24	0185624	—
10-32	0185631	—
1/4"-20	0185625	—
1/4"-28	0185632	—
5/16"-18	0185626	—
5/16"-24	0185633	—
3/8"-16	0185627	—
3/8"-24	0185634	—
7/16"-14	0185628	—
7/16"-20	0185635	—
1/2"-13	0185629	—
1/2"-20	0185636	—
5/8"-11	0185630	—
5/8"-18	0185637	—

Chrome Cont.

Nylock Nuts

Diameter	Part No.	UOM /Each
8-32	0185643	^—
10-24	0185644	—
10-32	0185651	—
1/4-20	0185645	—
1/4-28	0185652	—
5/16-18	0185646	—
5/16-24	0185653	—
3/8-16	0185647	—
3/8-24	0185654	—
7/16-14	0185648	—
7/16-20	0185655	—
1/2-13	0185649	—
1/2-20	0185656	—
5/8-11	0185650	—
5/8-18	0185657	—

Flange Nuts

Diameter	Part No.	UOM /Each
1/4"-20	0185678	^—
1/4"-28	0185683	—
5/16"-18	0185679	—
5/16"-24	0185684	—
3/8"-16	0185680	—
3/8"-24	0185685	—
7/16"-14	0185681	—
1/2"-13	0185682	—
1/2"-20	0185686	—

Acorn Nuts

Diameter	Part No.	UOM /Each
8-32	0185663	^—
10-24	0185664	—
10-32	0185671	—
1/4"-20	0185665	—
1/4"-28	0185672	—
5/16"-18	0185666	—
5/16"-24	0185673	—
3/8"-16	0185667	—
3/8"-24	0185674	—
7/16"-14	0185668	—
7/16"-20	0185675	—
1/2"-13	0185669	—
1/2"-20	0185676	—
5/8"-11	0185677	—

Metric Polished and Chrome Plated Hex Nuts

Size	UOM /Each	Finished Part No.	Nylock Part No.
M5-0.8	^—	0185638	0185658
M6-1.0	—	0185639	0185659
M8-1.25	—	0185640	0185660
M10-1.5	—	0185641	0185661
M12-1.75	—	0185642	0185662

Polished and Chrome Plated Washers

SAE Flat Washer

Diameter	Part No.	UOM Per UM
8	0185687	
10	0185688	
1/4	0185689	
5/16	0185690	
3/8	0185691	
7/16	0185692	
1/2	0185693	
5/8	0185694	

SAE Thick Flat Washer

Diameter	Part No.	UOM Per UM
1/4	0185695	
5/16	0185696	
3/8	0185697	
7/16	0185698	
1/2	0185699	

USS Flat Washer

Diameter	Part No.	UOM Per UM
1/4	0185700	
5/16	0185701	
3/8	0185702	
7/16	0185703	
1/2	0185704	

AN Mill-Spec Flat Washer

Diameter	Part No.	UOM Per UM
10	0185710	
1/4	0185711	
5/16	0185712	
3/8	0185713	
7/16	0185714	
1/2	0185715	
5/8	0185716	

Small OD Flat Washer

Diameter	Part No.	UOM Per UM
1/4	0185717	

Lock Washer

Diameter	Part No.	UOM Per UM
8	0185718	
10	0185719	
1/4	0185720	
5/16	0185721	
3/8	0185722	
7/16	0185723	
1/2	0185724	
5/8	0185725	

High Collar Lock Washer

Diameter	Part No.	UOM Per UM
8	0185731	
10	0185732	
1/4	0185733	
5/16	0185734	
3/8	0185735	
7/16	0185736	
1/2	0185737	

INT Lock Washer

Diameter	Part No.	UOM Per UM
6	0185738	
8	0185739	
10	0185740	
1/4	0185741	
5/16	0185742	

EXT Lock Washer

Diameter	Part No.	UOM Per UM
3/8	0185743	
7/16	0185744	
1/2	0185745	
9/16	0185746	
5/8	0185747	

Metric Polished and Chrome Plated Washers

Flat

Diameter	UOM /Each	Part No.
M5	^—	0185705
M6	—	0185706
M8	—	0185707
M10	—	0185708
M12	—	0185709

Lock

Diameter	UOM /Each	Part No.
M5	^—	0185726
M6	—	0185727
M8	—	0185728
M10	—	0185729
M12	—	0185730

Chrome, Brass Hex Head Cap Screws, Brass Machine Screws

Chrome Cont.

Polished and Chrome Spacers

Length	UOM /Each	5/8" 1/4" Part No.	5/16" Part No.	3/4" 3/8" Part No.
1/8"	^—	0185748		0185758
1/4"	—	0185749	0185753	0185759
3/8"	—	0185750	0185754	0185760
1/2"	—	0185751	0185755	0185761
3/4"	—	0185752	0185756	0185762
1"	—		0185757	0185763

Polished and Chrome Spacers Allen Hole Plugs

Diameter	Drive Size	Part No.	UOM /Each
1/4	3/16	0185764	^—
5/16	1/4	0185765	—
3/8	5/16	0185766	—
7/16	3/8	0185767	—

Brass Hex Head Cap Screws

Brass is basically 2/3 copper and 1/3 zinc. It is non-magnetic with high electrical conductivity. It has good corrosion resistance. Brass is commonly used by electrical and communications industries, builders hardware and some marine applications.

1/4"-20 Dia
Wrench Size: 7/16

Length	Pkg. Qty.	Case Qty.	Part No.	UOM /100
1/4	100	1000	75001	^—
3/8"	100	1000	0179573	—
5/8"	100	1000	0172245	—
3/4	100	1000	75002	—
1	100	1000	75003	—
1-1/4	100	1000	75004	—
1-1/2	100	1000	75005	—
1-3/4	100	1000	75006	—
2	50	1000	75007	—
2-1/4"	50	1000	0172252	—
2-1/2	50	1000	75008	—
3	50	1000	75009	—
3-1/2"	50	1000	0172253	—
4"	50	1000	0179578	—

5/16"-18 Dia
Wrench Size: 1/2

Length	Pkg. Qty.	Case Qty.	Part No.	UOM /100
3/4	100	1000	75010	^—
1	100	1000	75011	—
1-1/4	100	1000	75012	—
1-1/2	100	1000	75013	—
2	50	1000	75015	—
2-1/2	50	1000	75016	—
3	50	700	75017	—
4	25	700	75018	—

3/8"-16 Dia
Wrench Size: 9/16

Length	Pkg. Qty.	Case Qty.	Part No.	UOM /100
3/4	50	1000	75019	^—
1	50	1000	75020	—
1-1/4	50	1000	75021	—
1-1/2	50	1000	75022	—
1-3/4	50	900	75023	—
2	25	800	75024	—
2-1/4	25	800	75025	—
2-1/2	25	600	75026	—
2-3/4	25	600	75027	—
3	25	500	75028	—
3-1/2	25	400	75029	—
4	10	400	75030	—
4-1/2	10	400	75031	—

1/2"-13 Dia
Wrench Size: 3/4

Length	Pkg. Qty.	Case Qty.	Part No.	UOM /100
1	25	750	75037	^—
1-1/4	25	650	75038	—
1-1/2	25	525	75039	—
1-3/4	25	500	75040	—
2	10	450	75041	—
2-1/4	10	325	75048	—
2-1/2	10	250	75042	—
2-3/4	10	250	75049	—
3	10	250	75043	—
3-1/2"	5	200	75044	—
4"	5	150	75045	—
4-1/2"	5	100	75046	—
5"	5	75	75047	—

5/8"-11 Dia
Wrench Size: 15/16

Length	Pkg. Qty.	Case Qty.	Part No.	UOM /100
1	10	750	75050	^—
1-1/4	10	750	75051	—
1-1/2	10	650	75052	—
1-3/4	10	525	75053	—
2	5	500	75054	—
2-1/4	5	450	75055	—
2-1/2	5	325	75056	—
2-3/4	5	250	75062	—
3	5	250	75057	—
3-1/2	5	250	75058	—
4	1	250	75059	—
5	1	250	75061	—
6"	1	250	0179633	—

3/4"-10 Dia
Wrench Size: 1-1/8

Length	Pkg. Qty.	Case Qty.	Part No.	UOM /100
1-1/4	10	750	75063	^—
1-1/2	10	650	75064	—
1-3/4	10	525	75065	—
2	5	500	75066	—
2-1/4	5	450	75067	—
2-1/2	5	325	75068	—
3	5	250	75070	—
3-1/2	5	250	75071	—

Brass Machine Screws

Slotted - Round, Flat and Pan Head

4-40

Length	Round Part No.	Round UOM	Flat Part No.	Flat UOM	Pan Part No.	Pan UOM	Pkg. Qty.	Case Qty.
1/8"	0151976	^—	0151424	^—	0151895	^—	100	2500
3/16"	0151977	—	0151425	—	0151896	—	100	2500
1/4"	0151978	—	0151426	—	0151897	—	100	2500
5/16"	0151979	—	0151427	—			100	2500
3/8	75504	—	75604	—			100	2500
1/2	75505	—	75605	—	75901	—	100	2500
5/8	75506	—	75606	—	75902	—	100	2500
3/4	75507	—	75607	—	75903	—	100	2500
1	75503	—	75603	—	75904	—	100	2500
1-1/4"	0151983	—	0151431	—	0151901	—	100	2500
1-1/2"	0151984	—	0151432	—	0151902	—	100	2500

6-32

Length	Round Part No.	Round UOM	Flat Part No.	Flat UOM	Pan Part No.	Pan UOM	Pkg. Qty.	Case Qty.
1/4"	0152022	^—	0151462	^—			100	2500
3/8	75508	—	75608	—	75905	—	100	2500
1/2	75509	—	75609	—	75906	—	100	2500
5/8	75510	—	75610	—	75907	—	100	2500
3/4	75511	—	75611	—	75908	—	100	2500
1	75512	—	75612	—	75909	—	100	2500
1-1/4"	0152028	—	0151466	—	0151538	—	100	2500
1-1/2	75513	—	75613	—	75910	—	100	2500
2	75514	—	75649	—	75911	—	100	2500
2-1/2"	0152031	—	0151470	—			100	2500
3"	0152032	—	0151472	—			100	2500

Brass Machine Screws Cont.

8-32

Length	Round Part No.	Round UOM /100	Flat Part No.	Flat UOM /100	Pan Part No.	Pan UOM /100	Case Qty.
1/4	75536	^—	75614	^—	75912	^—	2500
3/8	75515	—	75615	—	75913	—	2500
1/2	75516	—	75616	—	75914	—	2500
5/8	75517	—	75617	—	75915	—	2500
3/4	75518	—	75618	—	75916	—	2500
1	75519	—	75619	—	75917	—	2500
1-1/4	75520	—	75620	—	75918	—	2500
1-1/2	75521	—	75621	—	75919	—	2500
1-3/4	75537	—	75637	—	75920	—	2500
2	75522	—	75622	—	75921	—	2500
2-1/2	75523	—	75623	—	75923	—	2500
3	75524	—	75624	—	75924	—	2500

10-24

Length	Round Part No.	Round UOM /100	Flat Part No.	Flat UOM /100	Pan Part No.	Pan UOM /100	Pkg.Qty.	Case Qty
1/4	75539	^—	75670	^—	75925	^—	100	2500
3/8	75525	—	75625	—	75926	—	100	2500
1/2	75526	—	75626	—	75927	—	100	2500
5/8	75583	—	75584	—			100	2500
3/4	75527	—	75627	—	75928	—	100	2500
1	75528	—	75628	—	75929	—	100	2500
1-1/4	75529	—	75629	—			100	2500
1-1/2	75530	—	75630	—	75931	—	100	2500
2	75531	—	75631	—	75933	—	100	2500
2-1/2	75532	—	75632	—	75935	—	100	2500
3	75533	—	75633	—			100	2500
3-1/2"	0152056	—	0151486	—			100	2500
4"	0152057	—	0151487	—			100	2500

10-32

Length	Round Part No.	Round UOM /100	Flat Part No.	Flat UOM /100	Pan Part No.	Pan UOM /100	Pkg. Qty.	Case Qty.
1/4	75570	^—	75590	^—	75937	^—	100	2500
3/8	75571	—	75591	—	75938	—	100	2500
1/2	75572	—	75592	—	75939	—	100	2500
5/8	75573	—	75593	—	75587	—	100	2500
3/4	75574	—	75594	—	75940	—	100	2500
1	75575	—	75595	—	75941	—	100	2500
1-1/4	75576	—	75596	—	75942	—	100	1000
1-1/2	75577	—	75597	—	75943	—	100	1000
2	75579	—	75599	—	75945	—	100	1000
2-1/2	75581	—	75601	—	75947	—	100	1000
3	75582	—	75602	—	75948	—	100	1000

12-24

Length	Round Part No.	Round UOM /100	Flat Part No.	Flat UOM /100	Pkg. Qty.	Case Qty.
1/2	75548	^—	75648	^—	100	2500
3/4	75549	—	75639	—	100	2500
1	75540	—	75640	—	100	2500
1-1/4	75541	—	75641	—	100	2500
1-1/2	75542	—	75642	—	100	2500
1-3/4	75543	—	75643	—	100	2500
2	75544	—	75644	—	100	2500

1/4"-20

Length	Round Part No.	Round UOM /100	Flat Part No.	Flat UOM /100	Pan Part No.	Pan UOM /100	Pkg. Qty.	Case Qty.
1/2	75550	^—	75650	^—	75959	^—	100	2500
3/4	75551	—	75651	—	75960	—	100	2500
1	75552	—	75652	—	75961	—	100	2500
1-1/4	75553	—	75653	—	75962	—	100	2500
1-1/2	75554	—	75654	—	75586	—	100	2500
1-3/4	75558	—	75658	—			100	1000
2	75555	—	75655	—	75965	—	50	1000
2-1/2	75556	—	75656	—	75966	—	50	1000
3	75557	—	75657	—	75967	—	50	1000
3-1/2"			0151506	—			50	1000
4"			0151507	—			50	1000

5/16"-18

Length	Round Part No.	Round UOM /100	Flat Part No.	Flat UOM /100	Pkg. Qty.	Case Qty.
1/2	75559	^—	75659	^—	100	2500
3/4	75560	—	75660	—	100	2500
1	75561	—	75661	—	100	2500
1-1/4	75562	—	75662	—	100	2500
1-1/2	75563	—	75663	—	100	2500
2	75470	—	75473	—	50	1000
2-1/2	75471	—	75474	—	50	1000
3	75472	—	75475	—	50	1000
3-1/2"	0152097	—	0151516	—	50	1000

3/8"-16

Length	Round Part No.	Round UOM /100	Flat Part No.	Flat UOM /100	Pan Part No.	Pan UOM /100	Pkg. Qty.	Case Qty.
3/4	75476	^—	75469	^—			50	500
7/8"			0151520	—			50	500
1	75566	—	75666	—	0179946	—	50	500
1-1/4	75567	—	75667	—			50	500
1-1/2	75568	—	75668	—	0179947	—	50	500
1-3/4	75569	—	75669	—			50	500
2	75477	—	74885	—	0151196	—	25	500
2-1/2					0151197	—	25	500
3					0151198	—	25	500

1/2"-13

Length	Flat Part No.	Flat UOM /100	Pkg. Qty.	Case Qty.
1	75672	^—	25	625
1-1/4	75673	—	25	625
1-1/2	75496	—	25	625
1-3/4	75497	—	25	625
2	75498	—	10	625
2-1/2	75499	—	10	625
3	75500	—	10	625

Brass Machine Screw - Flat and Pan Head

Phillips

4-40

Length	Flat Part No.	Flat UOM /100	Pan Part No.	Pan UOM /100	Pkg. Qty.	Case Qty.
3/8	74755	^—	74750	^—	100	2500
1/2	74756	—	74751	—	100	2500
3/4	74758	—	74753	—	100	2500
1	74759	—	74754	—	100	2500

6-32

Length	Flat Part No.	Flat UOM /100	Pan Part No.	Pan UOM /100	Pkg. Qty.	Case Qty.
3/8	74767	^—	74760	^—	100	2500
1/2	74768	—	74761	—	100	2500
5/8	74769	—	74762	—	100	2500
3/4	74770	—	74763	—	100	2500
1	74771	—	74764	—	100	2500
1-1/2	74772	—	74765	—	100	2500
2	74773	—	74766	—	100	2500

8-32

Length	Flat Part No.	Flat UOM /100	Pan Part No.	Pan UOM /100	Pkg. Qty.	Case Qty.
1/4	74787	^—	74774	^—	100	2500
3/8	74788	—	74775	—	100	2500
1/2	74789	—	74776	—	100	2500
5/8	74790	—	74777	—	100	2500
3/4	74791	—	74778	—	100	2500
1	74792	—	74779	—	100	2500
1-1/4	74793	—	74780	—	100	2500
1-1/2	74794	—	74781	—	100	2500
2	74796	—	74783	—	100	2500

If its not on our shelf...we'll make it!
Ask the local store to quote your threaded and machined parts.

Brass Machine Screws, Wood Screws

Brass Machine Screws Cont.

10-24

Length	Flat Part No.	Flat UOM /100	Pan Part No.	Pan UOM /100	Pkg. Qty.	Case Qty.
1/4	74813	^	74800	^	100	2500
3/8	74814	—	74801	—	100	2500
1/2	74815	—	74802	—	100	2500
3/4	74817	—	74804	—	100	2500
1	74818	—	74805	—	100	2500
1-1/4	74819	—	74806	—	100	2500
1-1/2	74820	—	74807	—	100	2500
2	74822	—	74809	—	100	2500

10-32

Length	Flat Part No.	Flat UOM /100	Pan Part No.	Pan UOM /100	Pkg. Qty.	Case Qty.
1/4			74826	^	100	2500
3/8	74840	—	74827	—	100	2500
1/2			74828	—	100	2500
5/8			74829	—	100	2500
3/4	74843	—	74830	—	100	2500
1	74844	—	74831	—	100	2500
1-1/4			74832	—	100	2500
1-1/2			74833	—	100	2500

1/4"-20

Length	Flat Part No.	Flat UOM /100	Pan Part No.	Pan UOM /100	Pkg. Qty.	Case Qty.
3/4	74883	^	74872	^	100	2500
1	74884	—	74873	—	100	2500
1-1/4	74885	—	74874	—	100	2500
1-1/2	74886	—			100	2500
2	74888	—	74877	—	50	2500

Wood Screws

Brass Wood Screws

Round, Flat and Oval Head
Slotted

#2 (.086)

Length	Round Part No.	Round UOM /100	Flat Head Part No.	Flat Head UOM /100	Pkg. Qty.	Case Qty.
1/4	75403	^	75303	^	100	2500
3/8	75404	—	75304	—	100	2500
5/8	75460	—	75302	—	100	2500
3/4	75461	—	75299	—	100	2500

#4 (.112)

Length	Round Part No.	Round UOM /100	Flat Head Part No.	Flat Head UOM /100	Pkg. Qty.	Case Qty.
3/8	75301	^	75300	^	100	2500
1/2	75405	—	75305	—	100	2500
3/4	75407	—	75307	—	100	2500
1	75298	—	75359	—	100	2500
1-1/2	0152125	—			100	2500

#6 (.138)

Length	Round Part No.	Round UOM /100	Flat Head Part No.	Flat Head UOM /100	Oval Head Part No.	Oval Head UOM /100	Pkg. Qty.	Case Qty.
3/8	75408	^	75308	^	0151835	^	100	2500
1/2	75409	—	75309	—	75388	—	100	2500
5/8	75410	—	75310	—	75374	—	100	2500
3/4	75411	—	75311	—	75376	—	100	2500
1	75412	—	75312	—	75379	—	100	2500
1-1/4			0151625	—	75371	—	100	2500
1-1/2	0152137	—	0151626	—	75372	—	100	2500
1-3/4			0151627	—			100	2500
2	0152139	—	0151628	—	0151839	—	100	2500

#8 (.164)

Length	Round Part No.	Round UOM /100	Flat Head Part No.	Flat Head UOM /100	Oval Head Part No.	Oval Head UOM /100	Pkg. Qty.	Case Qty.
1/2	75416	^	75316	^			100	2500
5/8	75417	—	75317	—	75375	—	100	2500
3/4	75418	—	75318	—	75377	—	100	2500
1	75419	—	75319	—	75380	—	100	2500
1-1/4	75420	—	75320	—	75384	—	100	2500
1-1/2	75421	—	75321	—	75389	—	100	2500
1-3/4	0152151	—	0151640	—	0151847	—	100	2500
2	75422	—	75322	—	75393	—	100	2500
2-1/2			0151642	—	0151848	—	100	2500

#10 (.190)

Length	Round Part No.	Round UOM /100	Flat Head Part No.	Flat Head UOM /100	Oval Head Part No.	Oval Head UOM /100	Pkg. Qty.	Case Qty.
1/2	75426	^	75326	^			100	2500
3/4	75427	—	75327	—			100	2500
1	75428	—	75328	—	75381	—	100	2500
1-1/4	75429	—	75329	—	75385	—	100	2500
1-1/2	75430	—	75330	—	75390	—	100	2500
1-3/4			0151655	—	0151853	—	100	2500
2	75431	—	75331	—	75394	—	100	2500
2-1/2	75432	—	75332	—	75397	—	100	2500
3	75433	—	75333	—	75400	—	100	2500
3-1/2			0151658	—			100	2500
4			0151659	—			100	2500

#12 (.216)

Length	Round Part No.	Round UOM /100	Flat Head Part No.	Flat Head UOM /100	Pkg. Qty.	Case Qty.
3/4	75363	^			100	2500
1	75440	—	75340	—	100	2500
1-1/4	75441	—	75341	—	100	2500
1-1/2	75442	—	75342	—	100	2500
1-3/4	75443	—			100	2500
2	75444	—	75344	—	100	2500
2-1/2	75445	—	75345	—	100	2500
3	75446	—	75346	—	100	2500
3-1/2			0151663	—	100	2500

#14 (.242)

Length	Round Part No.	Round UOM /100	Flat Head Part No.	Flat Head UOM /100	Pkg. Qty.	Case Qty.
3/4	75451	^	75351	^	100	2500
1-3/4			0151655	—	100	2500
1	75452	—	75352	—	100	2500
1-1/4	75453	—	75353	—	100	2500
1-1/2	75454	—	75354	—	100	2500
1-3/4			0151666	—	100	2500
2	75455	—	75355	—	100	2500
2-1/4			0151667	—	100	2500
2-1/2	75456	—	75356	—	100	2500
3	75457	—	75357	—	100	2500

Note: When installing solid brass wood screws, drill an undersized pilot hole (1/64 to 1/32 under), then drive a steel screw of the same size as the base screw. Be careful not to over torque it. Lubricate the brass screw thoroughly before installation. **Do not use soap as a lubricant.** Soap absorbs water and can lead to rusting and staining. Use a wax. An alternative to pre-threading is to drill a pilot hole larger than the shank by 1/64 to 1/32.

Wood Screws Cont.

Brass Wood Screws
Round, Flat and Oval Head
Phillips

#2 (.086)

Length	Round Part No.	Round UOM	Flat Head Part No.	Flat Head UOM	Oval Head Part No.	Oval Head UOM	Pkg. Qty.	Case Qty.
1/4	0151200	^	75800	^	75801	^	100	2500
3/8	0151201	—	75802	—	75803	—	100	2500
1/2	0151202	—	75808	—	75809	—	100	2500
3/4			75818	—	75819	—	100	2500

#4 (.112)

Length	Round Part No.	Round UOM	Flat Head Part No.	Flat Head UOM	Pkg. Qty.
3/8	0151205	^	75804	^	100
1/2	0151206	—	75810	—	100
5/8	0151207	—	75814	—	100
3/4	0151208	—	75820	—	100
1	0151209	—	75824	—	100

#6 (.138)

Length	Round Part No.	Round UOM /100	Flat Head Part No.	Flat Head UOM /100	Oval Head Part No.	Oval Head UOM /100	Pkg. Qty.	Case Qty.
3/8			75806	^	75807	^	100	2500
1/2	0151215	—	75812	—	75813	—	100	2500
5/8	0151216	—	75816	—	75817	—	100	2500
3/4	0151217	—	75822	—	75823	—	100	2500
1	0151218	—	75826	—	75827	—	100	2500
1-1/4	0151219	—	0179844	—	0179883	—	100	2500
1-1/2	0151220	—	0179845	—	0179884	—	100	2500
1-3/4			0179846	—			100	2500
2			0179847	—			100	2500
2-1/2			0179848	—			100	2500
3			0179849	—			100	2500

#8 (.164)

Length	Round Part No.	Round UOM	Flat Head Part No.	Flat Head UOM	Oval Head Part No.	Oval Head UOM	Pkg. Qty.	Case Qty.
1/2	0151225	^	75832	^	75833	^	100	2500
5/8	0151226	—	75836	—	75837	—	100	2500
3/4	0151227	—	75842	—	75843	—	100	2500
1	0151228	—	75848	—	75849	—	100	2500
1-1/4	0151229	—	75854	—	75855	—	100	2500
1-1/2	0151230	—	75860	—	75861	—	100	2500
1-3/4			0179859	—			100	2500
2	0151231	—	75866	—			100	2500
2-1/2			0179860	—			100	2500
3			0179862	—			100	2500

#10 (.190)

Length	Round Part No.	Round UOM	Flat Head Part No.	Flat Head UOM	Oval Head Part No.	Oval Head UOM	Pkg. Qty.	Case Qty.
5/8	0151233	^	75838	^			100	2500
3/4	0151234	—	75844	—	75845	—	100	2500
1	0151235	—	75850	—	75851	—	100	2500
1-1/4	0151236	—	75856	—	75857	—	100	2500
1-1/2	0151237	—	75862	—	75863	—	100	2500
1-3/4			0179873	—	0179885	—	100	2500
2	0151238	—	75868	—	75869	—	100	2500
2-1/2			75872	—			100	2500
3			75876	—			100	2500
3-1/2			0179874	—			100	2500
4			0179875	—			100	2500

Wood Screws Cont.

#12 (.216)

Length	Flat Head Part No.	Flat Head UOM /100	Pkg. Qty.	Case Qty.
5/8	75840	^	100	2500
3/4	75846	—	100	2500
1	75852	—	100	2500
1-1/4	75858	—	100	2500
1-1/2	75864	—	100	2500
1-3/4	0179876	—	100	2500
2	75870	—	100	2500
2-1/2	75874	—	100	2500
3	75878	—	100	2500
3-1/2	0179877	—	100	2500
4	0179878	—	100	2500

#14 (.242)

Length	Flat Head Part No.	Flat Head UOM /100	Pkg. Qty.	Case Qty.
1	75884	^	100	2500
1-1/4	75886	—	100	2500
1-1/2	75888	—	100	2500
1-3/4	0179879	—	100	2500
2	75890	—	100	2500
2-1/2	75892	—	100	2500
3	75894	—	100	2500

Washers

Flat Washers
Brass

Size	O.D.	Pkg. Qty.	Case Qty.	Part No.	UOM
2S	.188"	100	2500	0152229	^
3	.250"	100	2500	0152230	—
4	9/32	100	2500	75201	—
5	9/32	100	2500	0152231	—
6	5/16	100	2500	75202	—
8	3/8	100	2500	75203	—
10	7/16	100	2500	75204	—
12	1/2	100	2500	75205	—
14S	9/16	100	2500	0152239	—
1/4	9/16	100	2500	75206	—
5/16	3/4	100	2500	75207	—
3/8	7/8	50	2500	75208	—
7/16	1-1/8	25	2500	75209	—
1/2	1-1/4	25	2500	75210	—
9/16	1-1/2	25	650	75211	—
5/8	1-1/2	10	650	75212	—
3/4	1-7/8	10	455	75213	—
7/8	2-1/4	10	325	75214	—
1	2-1/2	1	265	75215	—
1-1/8	2-3/4	1	225	75216	—
1-1/4	3	1	190	75217	—

Finishing Washers
Brass

These washers provide a finished appearance. Use with standard 82° flat- and oval-head countersunk screws.

Size	Pkg. Qty.	Case Qty.	Part No.	UOM /100
6	100	2500	75255	^
8	100	2500	75256	—
10	100	2500	75257	—
12	100	2500	75258	—
1/4	100	2500	75259	—

If its not on our shelf...we'll make it!
Ask the local store to quote your threaded and machined parts.

Nuts, Hex Head Cap Screws

Nuts

Hex Full Nuts
Brass

Coarse Thread

Size	Pkg. Qty.	Case Qty.	Part No.	UOM /100
2-56	100	2500	75102	^—
4-40	100	2500	75104	—
6-32	100	2500	75106	—
8-32	100	2500	75107	—
10-24	100	2500	75108	—
12-24	100	2500	75110	—
1/4-20	100	2500	75112	—
5/16-18	100	2500`	75113	—
3/8-16	50	2500	75114	—
7/16-14	25	2500	75115	—
1/2-13	25	1800	75119	—
5/8-11	10	875	75120	—
3/4-10	10	550	75121	—
7/8-9	10	550	75122	—
1-8	1	550	75123	—
1 1/4-7	1	550	75125	—
1 1/2-6	1	550	75127	—

Fine Thread

Size	Pkg. Qty.	Case Qty.	Part No.	UOM /100
10-32	100	2500	75109	^—
1/4-28	100	2500	75130	—
5/16-24	100	2500	75131	—
3/8-24	50	2500	75132	—
7/16-20	25	2500	75133	—
1/2-20	25	2500	75134	—
5/8-18	10	1800	75136	—
3/4-16	10	550	75137	—
7/8-14	10	550	75138	—
1-14	1	550	75139	—
1-1/8-7	1	550	0179565	—
1 1/4-7	1	550	75125	—
1 1/2-6	1	550	75127	—

Heavy Hex Nuts
Brass

Coarse Thread

Size	Pkg. Qty.	Case Qty.	Part No.	UOM /100
1/4-20	100	2500	75191	^—
5/16-18	100	2500	75192	—
3/8-16	50	2500	75193	—
7/16-14	25	2500	75194	—
1/2-13	25	2500	75195	—
5/8-11	10	1800	75196	—
3/4-10	10	550	75197	—
7/8-9	10	550	75198	—
1-8	1	550	75199	—
1-1/4-7	1	550	75200	—
1-1/2-6	1	550	75190	—

Hex Jam Nuts
Brass

Coarse Thread

Size	Pkg. Qty.	Case Qty.	Part No.	UOM /100
1/4-20	100	2500	75145	^—
5/16-18	100	2500	75146	—
3/8-16	50	2500	75147	—
7/16-14	25	2500	75148	—
1/2-13	25	1800	75149	—
5/8-11	10	875	75152	—
3/4-10	10	550	75153	—
7/8-9	10	550	75154	—
1-8	1	550	75155	—

Fine Thread

Size	Pkg. Qty.	Case Qty.	Part No.	UOM /100
1/4-28	100	2500	75157	^—
5/16-24	100	2500	75158	—
3/8-24	50	2500	75159	—
7/16-20	25	2500	75160	—
1/2-20	25	2500	75161	—
5/8-18	10	1800	75162	—
3/4-16	10	550	75163	—
7/8-14	10	550	75164	—
1-14	1	550	75165	—

Acorn Nuts
Brass

Also known as cap nuts. Use the nuts to cover exposed, dangerous bolt ends and add a finished appearance.



Coarse Thread

Size	Pkg. Qty.	Case Qty.	Part No.	UOM /100
6-32	100	2500	75166	^—
8-32	100	2500	75167	—
10-24	100	2500	75168	—
1/4-20	100	2500	75170	—
5/16-18	100	2500	75171	—
3/8-16	50	2500	75172	—
1/2-13	25	2500	75173	—
5/8-11	10	1500	75174	—
3/4-10	10	1000	75179	—

Fine Thread

Size	Pkg. Qty.	Case Qty.	Part No.	UOM /100
10-32	100	2500	75169	^—
1/4-28	100	2500	75175	—
5/16-24	100	2500	75176	—
3/8-24	50	2500	75177	—
1/2-20	25	2500	75178	—

Wing Nuts
Brass

Wing nuts permit rapid assembly and disassembly by hand and are ideal when you need to make adjustments in the field.

Coarse and Fine Thread

Size	Pkg. Qty.	Case Qty.	Part No.	UOM
6-32	100	2500	0152260	^—
8-32	100	2500	0152261	—
10-24	100	2500	0152262	—
10-32	100	2500	0152263	—
1/4-20	100	2500	75181	—
1/4-28	100	2500	0152265	—
5/16-18	100	2500	75182	—
5/16-24	100	2500	0152266	—
3/8-16	50	2500	75183	—
1/2-13	25	1250	75184	—
5/8-11	10	1250	0152268	—
3/4-10	10	1250	0152269	—

Nylon Insert Nuts
Brass

Size	Pkg. Qty.	Case Qty.	Part No.	UOM
6-32	100	2500	0179791	^—
8-32	100	2500	0179792	—
10-24	100	2500	0179793	—
10-32	100	2500	0179794	—
1/4-20	100	2500	0179795	—
1/4-28	100	2500	0179796	—
5/16-18	100	2500	0179797	—
5/16-24	100	2500	0179798	—
3/8-16	50	2500	0179799	—
3/8-24	50	2500	0179800	—
1/2-13	25	2500	0179801	—
1/2-20	25	2500	0179802	—
5/8-11	10	1250	0179803	—
3/4-10	10	1250	0179804	—
7/8-9	10	1000	0179805	—
1-8	1	1000	0179806	—

Hex Head Cap Screws

2024T4 Aluminum Excellent resistance to the elements. Recommended for outdoor use especially when fastening aluminum components. Similar to low carbon steel in hardness. Very light in weight - only one third the weight of steel.

Hex Head Cap Screws
Aluminum
Coarse Thread



1/4"-20
Wrench Size: 7/16

Length	Part No.	Pkg. Qty.	Case Qty.	UOM /100
1/2	76309	100	300	^—
3/4	76310	100	300	—
1	76311	100	300	—
1-1/4	76300	100	300	—
1-1/2	76312	100	300	—
1-3/4	76313	100	300	—
2	76314	50	150	—
2-1/2	76301	50	150	—
3	76302	50	150	—

Hex Head Cap Screws Cont.

5/16"-18
Wrench Size: 1/2

Length	Part No.	Pkg. Qty.	Case Qty.	UOM /100
1/2	76303	100	300	^
3/4	76304	100	300	—
1	76305	100	300	—
1-1/4	76306	100	300	—
1-1/2	76315	100	300	—
1-3/4	76316	100	300	—
2	76317	50	150	—
2-1/2	76318	50	150	—
3	76319	50	150	—

3/8"-16
Wrench Size: 9/16

Length	Part No.	Pkg. Qty.	Case Qty.	UOM /100
3/4	76308	50	300	^
1	76320	50	300	—
1-1/4	76321	50	300	—
1-1/2	76322	50	300	—
1-3/4	76323	50	300	—
2	76324	25	150	—
2 1/4	0176203	25	150	—
2-1/2	76325	25	150	—
3	76326	25	150	—
3 1/2	0176231	25	100	—
4	0176232	10	100	—
4 1/2	0176233	10	100	—
5	0176234	10	100	—

1/2"-13
Wrench Size: 3/4

Length	Part No.	Pkg. Qty.	Case Qty.	UOM /100
1	76329	25	150	^
1-1/4	76330	25	150	—
1-1/2	76331	25	150	—
1-3/4	76332	25	150	—
2	76333	10	75	—
2 1/4	0176204	10	75	—
2-1/2	76338	10	75	—
2 3/4	0176205	10	75	—
3	76339	10	75	—
3 1/2	0176235	10	50	—
4	0176236	5	50	—
5	0176238	5	50	—
6	0176239	5	50	—

5/8"-11
Wrench Size 15/16"

Length	Part No.	Pkg. Qty.	UOM
1 1/2	0176240	10	^
2	0176241	5	—
2 1/2	0176242	5	—
3	0176243	5	—
3 1/2	0176244	5	—
4	0176245	1	—
4 1/2	0176246	1	—
5	0176247	1	—
6	0176248	1	—

Machine Screws

Aluminum Machine Screws
Round Head
Slotted

10-24

Length	Part No.	Pkg. Qty.	Case Qty.	UOM /100
1/2	76395	100	300	^
3/4	76396	100	300	—
1	76397	100	300	—
1-1/2	76398	100	300	—
2	76399	100	300	—
2-1/2	76400	100	300	—

10-32 Fine Thread

Length	Part No.	Pkg. Qty.	Case Qty.	UOM /100
1/2	76378	100	300	^
3/4	76379	100	300	—
1	76380	100	300	—
1-1/2	76381	100	300	—

1/4"-20

Length	Part No.	Pkg. Qty.	Case Qty.	UOM /100
1/2	76386	100	300	^
3/4	76387	100	300	—
1	76388	100	300	—
1-1/2	76389	100	300	—
2	76390	50	300	—
3	76392	50	300	—

Nuts

Aluminum Hex Nuts
Coarse & Fine Thread

Size	Part No.	Pkg. Qty.	Case Qty.	UOM /100
6-32	76344	100	300	^
8-32	76343	100	300	—
10-24	76345	100	300	—
10-32	76346	100	300	—
1/4-20	76347	100	300	—
5/16-18	76348	100	300	—
3/8-16	76349	50	300	—
1/2-13	76350	25	150	—
5/8-11	76353	10	150	—
3/4-10	76354	10	75	—
1-8	76356	1	75	—

Washers

Flat Washers
Aluminum

Size	Part No.	Pkg. Qty.	Case Qty.	UOM /100
#6	76367	100	300	^
#8	76362	100	300	—
#10	76361	100	300	—
1/4	76357	100	300	—
5/16	76358	100	300	—
3/8	76359	50	300	—
1/2	76360	25	300	—
5/8	76363	10	150	—
3/4	76364	10	75	—
1	76366	1	75	—

Split Lock Washers
Aluminum

Also known as spring lock washers, these split lock washers provide a positive locking action. Spring-like take-up compensates for loosening caused by slight material wear.

Size	Part No.	Pkg. Qty.	Case Qty.	UOM /100
#10	76368	100	1000	^
1/4	76369	100	1000	—
5/16	76370	100	1000	—
3/8	76371	50	1000	—
1/2	76372	25	1000	—
5/8	0176207	25	1000	—
3/4	0176208	25	1000	—

Hex Head Cap Screws

Silicone Bronze
Coarse Thread

Resists corrosion even when submerged in salt water. Very high degree of corrosion resistance. Often used in power plant applications. Similar to low carbon steel in hardness.

1/4"-20
Wrench Size: 7/16

Length	Pkg. Qty.	Case Qty.	Part No.	UOM /100
1/2	100	2500	74910	^
3/4	100	2500	74911	—
7/8	100	2500	74912	—
1	100	2500	74913	—
1-1/4	100	2500	74914	—
1-1/2	100	2500	74915	—
1-3/4	100	2500	74916	—
2	50	2500	74917	—
2-1/2	50	2500	74919	—
4"	50	2500	0178901	—

5/16"-18
Wrench Size: 1/2

Length	Pkg. Qty.	Case Qty.	Part No.	UOM /100
1/2	100	2500	74920	^
5/8"	100	2500	0178903	—
3/4	100	2500	74921	—
7/8	100	2500	74922	—
1	100	2500	74923	—
1-1/4	100	2500	74924	—
1-1/2	100	2500	74925	—
1-3/4	100	2500	74926	—
2	50	2500	74927	—
2-1/4	50	2500	74928	—
2-1/2	50	2500	74929	—
2-3/4	50	2500	74930	—
3	50	2500	74931	—

If its not on our shelf...we'll make it!
Ask the local store to quote your threaded and machined parts.

Hex Head Cap Screws, Various Nuts and Washers

Hex Head Cap Screws Cont.

3/8"-16
Wrench Size: 9/16

Length	Pkg. Qty.	Case Qty.	Part No.	UOM /100
1/2	50	2500	74932	^
5/8"	50	2500	0178917	—
3/4	50	2500	74933	—
7/8	50	2500	74934	—
1	50	2500	74935	—
1-1/4	50	2500	74936	—
1-1/2	50	2500	74937	—
1-3/4	50	2500	74938	—
2	25	2500	74939	—
2-1/4	25	2500	74940	—
2-1/2	25	2500	74941	—
2-3/4	25	2500	74942	—
3	25	2500	74943	—
3-1/2	25	2500	74944	—
4	10	2500	74945	—
4-1/2"	10	2500	0178921	—
5"	10	2500	0178923	—

1/2"-13
Wrench Size: 3/4

Length	Pkg. Qty.	Case Qty.	Part No.	UOM
5/8"	25	2500	0178947	^
3/4	25	2500	74946	—
1	25	2500	74948	—
1-1/4	25	2500	74949	—
1-1/2	25	2500	74950	—
1-3/4	25	2500	74951	—
2	10	2500	74952	—
2-1/4	10	2500	74953	—
2-1/2	10	2500	74954	—
2-3/4	10	2500	74955	—
3	10	2500	74956	—
3-1/4	10	2500	74957	—
3-1/2	10	2500	74958	—
4	5	2500	74959	—
4-1/2"	5	2500	0178949	—
5"	5	2500	0178950	—
5-1/2"	5	2500	0178951	—
6"	1	2500	0178952	—
6-1/2"	1	2500	0178953	—
7"	1	2500	0178954	—
8"	1	2500	0178955	—

5/8"-11
Wrench Size=15/16

Length	Pkg. Qty.	Case Qty.	Part No.	UOM
1"	10	1000	0178961	^
1-1/4"	10	1000	0178962	—
1-1/2"	10	1000	0178963	—
1-3/4"	10	1000	0178964	—
2"	10	1000	0178965	—
2-1/4"	10	1000	0178966	—
2-1/2"	10	1000	0178967	—
2-3/4"	10	1000	0178968	—
3"	5	1000	0178969	—
3-1/2"	5	1000	0178971	—
4"	5	1000	0178973	—
4-1/2"	5	1000	0178974	—
5"	5	1000	0178976	—
5-1/2"	5	1000	0178977	—
6"	5	1000	0178978	—

3/4"-10
Wrench Size=1-1/8

Length	Pkg. Qty.	Case Qty.	Part No.	UOM
1-1/2"	5	500	0178979	^
2"	5	500	0178981	—
2-1/2"	5	500	0178983	—
3"	5	500	0178985	—
3-1/2"	5	500	0178987	—
4"	5	500	0178989	—
5"	5	500	0178991	—
6"	5	500	0178993	—

Machine Screw Hex Nuts

Machine Screw Hex Nuts
Silicone Bronze

Size	Pkg. Qty.	Case Qty.	Part No.	UOM /Each
6-32	100	2500	0170917	^
8-32	100	2500	0170918	—
10-24	100	2500	0170919	—
10-32	100	2500	0170920	—
1/4-20	100	2500	0170921	—
3/8-16	100	2500	0170922	—

Hex Full Nuts

Hex Full Nuts
Silicone Bronze

Size	Pkg. Qty.	Case Qty.	Part No.	UOM /100
1/4-20	100	2500	74963	^
5/16-18	100	2500	74964	—
3/8-16	50	2500	74965	—
7/16-14	25	2500	74966	—
1/2-13	25	2500	74967	—
5/8-11	10	2500	0178884	—
3/4-10	10	2500	0178885	—
7/8-9	5	2500	0178887	—
1-8	5	2500	0178888	—
1-1/8-7	1	2500	0178889	—
1 1/4-7	1	2500	0178890	—

Heavy Hex Full Nuts

Silicone Bronze

Size	Pkg. Qty.	Case Qty.	Part No.	UOM
1/4-20	100	1500	0178996	^
5/16-18	100	1500	0178997	—
3/8-16	100	1500	0178998	—
1/2-13	25	1500	0178999	—
5/8-11	10	1500	0179000	—
3/4-10	10	1500	0179001	—
7/8-9	5	1500	0179002	—
1-8	5	1500	0179003	—
1/8-7	1	1500	0179004	—
1 1/4-7	1	1500	0179005	—

Hex Jam Nuts- Coarse and Fine Thread

Silicone Bronze

Size	Pkg. Qty.	Case Qty.	Part No.	UOM /Each
1/4-20	100	2500	0170969	^
5/16-18	100	2500	0170970	—
3/8-16	50	2500	0170972	—
7/16-14	25	2500	0170974	—
1/2-13	25	2500	0170975	—
5/8-11	10	2500	0170976	—
3/4-10	10	2000	0170977	—
7/8-9	10	1400	0170978	—
1-8	1	1000	0170979	—

Flat Washers

Silicone Bronze

Size	Pkg. Qty.	Case Qty.	Part No.	UOM
#6	100	2500	0179454	^
#8	100	2500	0179455	—
#10	100	2500	0179456	—
#12	100	2500	0179457	—
1/4	100	2500	74968	—
5/16	100	2500	74969	—
3/8	50	2500	74970	—
7/16	25	2500	74971	—
1/2	25	2500	74972	—
5/8	25	2500	0179462	—
3/4	25	2500	0179463	—
1	25	2500	0179465	—

Split Lock Washers

Silicone Bronze

Due to the inherent softness of brass, brass lock washers are not available. We suggest the use of Silicone Bronze lock washers as an alternate.

Size	Pkg. Qty.	Case Qty.	Part No.	UOM /100
#4	100	2500	75231	^
#6	100	2500	75232	—
#8	100	2500	75233	—
#10	100	2500	75234	—
#12	100	2500	75235	—
1/4	100	2500	75236	—
5/16	100	2500	75237	—
3/8	50	2500	75238	—
7/16	25	2500	75239	—
1/2	25	2500	75240	—
5/8	10	2500	75242	—
3/4	10	2500	75243	—
7/8	10	2500	75244	—
1	1	2500	75245	—

Various Washers, Monel 400, Hex Head Cap Screws

External Tooth Lock Washers

Silicone Bronze

Use external tooth lock washers when you need maximum holding power in a washer. Team them up with fasteners having heads large enough to make contact with the washer teeth. Examples include: round head, pan head & binding head.

Size	Pkg. Qty.	Case Qty.	Part No.	UOM /Each
4	100	2500	0171963	^—
6	100	2500	0171965	—
8	100	2500	0171966	—
10	100	2500	0171967	—
1/4	100	2500	0171968	—
5/16	100	2500	0171969	—
3/8	100	2500	0171970	—
1/2	100	2500	0171971	—

Internal Tooth Lock Washers

Silicone Bronze

Silicone Bronze internal tooth lock washers work best with small screw heads. Use them to prevent snagging or scratching and where appearance warrants that the teeth be hidden. Teeth lock into screw head or nut to prevent loosening.

Size	Pkg. Qty.	Case Qty.	Part No.	UOM /Each
4	100	2500	0171948	^—
6	100	2500	0171950	—
8	100	2500	0171951	—
10	100	2500	0171952	—
1/4	100	2500	0171954	—
5/16	100	2500	0171955	—
3/8	100	2500	0171956	—
1/2	100	2500	0171958	—
5/8	100	2500	0171959	—

Phos Bronze Washers

Internal Lock

Size	Part No.	Pkg. Qty.	Case Qty.	UOM
2	0178766	100	2500	^—
3	0178767	100	2500	—
4	0178768	100	2500	—
5	0178769	100	2500	—
6	0178770	100	2500	—
8	0178771	100	2500	—
10	0178772	100	2500	—
12	0178773	100	2500	—
1/4	0178774	100	2500	—
5/16	0178775	100	2500	—
3/8	0178776	100	2500	—
7/16	0178777	100	2500	—
1/2	0178778	100	2500	—
5/8	0178779	100	2500	—
3/4	0178780	100	2500	—

External Lock

Size	Part No.	Pkg. Qty.	Case Qty.	UOM
2	0178749	100	2500	^—
3	0178750	100	2500	—
4	0178751	100	2500	—
5	0178752	100	2500	—
6	0178753	100	2500	—
8	0178754	100	2500	—
10	0178755	100	2500	—
12	0178756	100	2500	—
1/4	0178757	100	2500	—
5/16	0178758	100	2500	—
3/8	0178759	100	2500	—
7/16	0178760	100	2500	—
1/2	0178761	100	2500	—
5/8	0178762	100	2500	—
3/4	0178763	100	2500	—
7/8	0178764	100	2500	—
1	0178765	100	2500	—

Monel 400

Hex Nuts

Monel 400

Heat Resistant, corrosion resistant and non-magnetic nickel alloy. Resists salt water spray and discoloration due to heat.

Size	Part No.	Pkg. Qty.	Case Qty.	UOM /100
1/4-20	76205	100	2500	^—
5/16-18	76206	100	2500	—
3/8-16	76213	50	2500	—
1/2-13	76216	25	1000	—
5/8-11	76219	10	1000	—
3/4-10	76222	10	750	—
7/8-9	76225	10	650	—
1-8	76228	1	500	—

Flat Washers Monel 400

Size	Part No.	Pkg. Qty.	Case Qty.	UOM /100
1/4	76204	100	2500	^—
5/16	76207	100	2500	—
3/8	76214	50	2500	—
1/2	76217	25	1000	—
5/8	76220	10	1000	—
3/4	76223	10	750	—
1	76229	1	500	—

Lock Washers Monel 400

Due to the inherent softness of brass, brass lock washers are not available. We suggest the use of Silicone Bronze lock washers as an alternate. Silicone Bronze lock washers are located on pages 3–236 - 3–237.

Size	Pkg. Qty.	Case Qty.	Part No.	UOM /100
1/4	100	2500	76203	^—
5/16	100	2500	76208	—
3/8	50	2500	76215	—
1/2	25	1000	76218	—
5/8	10	1000	76221	—
3/4	10	750	76224	—

Hex Head Cap Screws- White Nylon

Where high tensile holding strength is not primary concern, nylon fasteners are lightweight, non-magnetic, non-corrosive, non-toxic, non-flammable, non-abrasive and non-conductive.

1/4"-20

Length	Pkg. Qty.	Case Qty.	Part No.	UOM /Each
3/8"	100	2500	0183808	^—
1/2	100	2500	76101	—
5/8"	100	2500	0183809	—
3/4	100	2500	76102	—
1	100	2500	76103	—
1-1/4	100	2500	76104	—
1-1/2	100	2500	76105	—
1-3/4"	100	2500	76106	—
2	50	2500	76107	—
2-1/4"	50	2500	0183810	—
2-1/2	50	2500	76108	—
2-3/4"	50	2500	0183811	—
3	50	2500	76094	—
3-1/2	50	2500	76095	—
4	25	2500	76096	—
4-1/2"	50	2500	0183812	—
5"	50	2500	0183813	—
5-1/2"	50	2500	0183814	—
6"	50	2500	0183815	—

5/16"-18

Length	Pkg. Qty.	Case Qty.	Part No.	UOM /100
1/2	100	2500	76109	^—
3/4	100	2500	76110	—
1	100	2500	76111	—
1-1/4	100	2500	76112	—
1-1/2	100	2500	76113	—
2	50	2500	76115	—
2-1/2	50	2500	76097	—
3	50	2500	76098	—
3-1/2	50	2500	76099	—
4	25	2500	76100	—
4-1/2"	50	2500	0183817	—
5"	50	2500	0183818	—
5-1/2"	50	2500	0183819	—
6"	50	2500	0183820	—

If its not on our shelf...we'll make it!
Ask the local store to quote your threaded and machined parts.

Hex Head Cap Screws, Slotted Hex/Socket Head Cap Screws

Hex Head Cap Screws- White Nylon Cont.

3/8"-16

Length	Pkg. Qty.	Case Qty.	Part No.	UOM /100
1/2	50	2500	76116	^
3/4	50	2500	76117	—
1	50	2500	76118	—
1-1/4	50	2500	76119	—
1-1/2	50	2500	76120	—
2	25	2500	76122	—
2-1/2	25	2500	76124	—
3"	25	2500	76125	—
3-1/2"	25	2500	0183822	—
4"	10	2500	76127	—
4-1/2"	10	2500	0183823	—
5"	10	2500	0183824	—
5-1/2"	10	2500	0183825	—
6"	10	2500	0183826	—

1/2"-13

Length	Pkg. Qty.	Case Qty.	Part No.	UOM
1/2"	25	2500	76128	^
3/4"	25	2500	76129	—
7/8"	25	2500	0183828	—
1"	25	2500	76130	—
1-1/4"	25	2500	76131	—
1-1/2	25	2500	76132	—
1-3/4"	25	2500	0183829	—
2	10	2500	76134	—
2-1/2	10	2500	76136	—
3"	10	2500	76137	—
3-1/2"	10	2500	0183830	—
4"	5	2500	76140	—
4-1/2"	5	2500	0183831	—
5"	5	2500	0183832	—
5-1/2"	5	2500	0183833	—
6"	5	2500	0183834	—

5/8"-11

Length	Pkg. Qty.	Case Qty.	Part No.	UOM
5/8	10	750	76141	^
3/4"	10	750	76142	—
1"	10	750	0183835	—
1-1/2"	10	650	76145	—
2"	5	500	76147	—
2-1/2"	5	325	0183836	—
3"	5	325	76149	—
3-1/2"	5	250	76150	—
4"	1	250	76151	—
4-1/2"	1	250	0183837	—
5"	1	250	0183838	—
5-1/2"	1	250	0183839	—
6"	1	250	0183840	—

*Black Nylon Available

Slotted Hex Head Cap Screws-White Nylon

1/4"-20

Length	Pkg. Qty.	Case Qty.	Part No.	UOM /Each
3/8	100	2500	0183908	^
1/2	100	2500	0183909	—
5/8	100	2500	0183910	—
3/4	100	2500	0183911	—
1	100	2500	0183912	—
1-1/4	100	2500	0183913	—
1-1/2	100	2500	0183914	—
2	50	2500	0183915	—
2-1/8	50	2500	0183916	—
2-1/4	50	2500	0183917	—
2-1/2	50	2500	0183918	—
2-3/4	50	2500	0183919	—
3	50	2500	0183920	—
3-1/2	50	2500	0183921	—
4	25	2500	0183922	—
4-1/2	25	2500	0183923	—
5	25	2500	0183924	—
5-1/2	25	2500	0183925	—
6	25	2500	0183926	—

5/16"-18

Length	Pkg. Qty.	Case Qty.	Part No.	UOM /Each
1/2	100	2500	0183927	^
3/4	100	2500	0183928	—
1	100	2500	0183929	—
1-1/4	100	2500	0183930	—
1-1/2	100	2500	0183931	—
1-3/4	100	2500	0183932	—
2	50	1000	0183933	—
2-1/2	50	1000	0183934	—
3	50	1000	0183935	—
3-1/2	50	1000	0183936	—
4	50	1000	0183937	—
4-1/2	50	1000	0183938	—
5	50	1000	0183939	—
5-1/2	50	1000	0183940	—
6	50	1000	0183941	—

3/8-"16

Length	Pkg. Qty.	Case Qty.	Part No.	UOM /Each
1/2	100	2500	0183943	^
3/4	100	2500	0183944	—
1	100	2500	0183945	—
1-1/4	100	2500	0183946	—
1-1/2	100	2500	0183947	—
2	50	1000	0183948	—
2-1/2	50	1000	0183949	—
3	50	1000	0183950	—
3-1/2	50	1000	0183951	—
4	50	1000	0183952	—
4-1/2	50	1000	0183953	—
5	50	1000	0183954	—
5-1/2	50	1000	0183955	—
6	50	1000	0183956	—

1/2"-13

Length	Pkg. Qty.	Case Qty.	Part No.	UOM /Each
1/2	100	2500	0183958	^
3/4	100	2500	0183959	—
7/8	100	2500	0183960	—
1	100	2500	0183961	—
1-1/4	100	2500	0183962	—
1-1/2	100	2500	0183963	—
1-3/4	100	2500	0183964	—
2	50	1000	0183965	—
2-1/2	50	1000	0183966	—
3	50	1000	0183967	—
3-1/2	50	1000	0183968	—
4	50	1000	0183969	—
4-1/2	50	1000	0183970	—
5	50	1000	0183971	—
5-1/2	50	1000	0183972	—
6	50	1000	0183973	—

5/8"-11

Length	Pkg. Qty.	Case Qty.	Part No.	UOM /Each
1/2	50	1000	0183974	^
3/4	50	1000	0183975	—
1	50	1000	0183976	—
1-1/2	50	1000	0183977	—
2	25	500	0183978	—
2-1/2	25	500	0183979	—
3	25	500	0183980	—
3-1/2	25	500	0183981	—
4	25	500	0183982	—
4-1/2	25	500	0183983	—
5	25	500	0183984	—
5-1/2	25	500	0183985	—
6	25	500	0183986	—

Socket Head Cap Screws-White Nylon

*Black Nylon Available

4-40

Length	Pkg. Qty.	Case Qty.	Part No.	UOM /Each
3/32"	100	1000	0184034	^
1/8"	100	1000	0184035	—
9/64"	100	1000	0184036	—
3/16"	100	1000	0184037	—
1/4"	100	1000	0184038	—
9/32"	100	1000	0184039	—
5/16"	100	1000	0184040	—
3/8"	100	1000	0184041	—
7/16"	100	1000	0184042	—
1/2"	100	1000	0184043	—
9/16"	100	1000	0184044	—
5/8"	100	1000	0184045	—
11/16"	100	1000	0184046	—
3/4"	100	1000	0184047	—
7/8"	100	1000	0184048	—
1"	100	1000	0184049	—
1-1/8"	100	1000	0184050	—
1-1/4"	100	1000	0184051	—
1-3/8"	100	1000	0184052	—
1-1/2"	100	1000	0184053	—

Socket Head Cap Screws-White Nylon Cont.

6-32

Length	Pkg. Qty.	Case Qty.	Part No.	UOM /Each
3/32"	100	1000	0184054	^
1/8"	100	1000	0184055	—
5/32"	100	1000	0184056	—
3/16"	100	1000	0184057	—
1/4"	100	1000	0184058	—
5/16"	100	1000	0184059	—
3/8"	100	1000	0184060	—
7/16"	100	1000	0184061	—
1/2"	100	1000	0184062	—
5/8"	100	1000	0184063	—
11/16"	100	1000	0184064	—
3/4"	100	1000	0184065	—
7/8"	100	1000	0184066	—
1"	100	1000	0184067	—
1-1/8"	100	1000	0184068	—
1-1/4"	100	1000	0184069	—
1-1/2"	100	1000	0184070	—
1-3/4"	100	1000	0184071	—
1-7/8"	100	1000	0184072	—
2-1/4"	100	1000	0184073	—

8-32

Length	Pkg. Qty.	Case Qty.	Part No.	UOM /Each
1/8"	100	1000	0184078	^
3/16"	100	1000	0184079	—
1/4"	100	1000	0184080	—
9/32"	100	1000	0184081	—
5/16"	100	1000	0184082	—
3/8"	100	1000	0184083	—
7/16"	100	1000	0184084	—
1/2"	100	1000	0184085	—
5/8"	100	1000	0184086	—
3/4"	100	1000	0184087	—
7/8"	100	1000	0184088	—
1"	100	1000	0184089	—
1-1/8"	100	1000	0184090	—
1-1/4"	100	1000	0184091	—
1-3/8"	100	1000	0184092	—
1-1/2"	100	1000	0184093	—
1-3/4"	100	1000	0184094	—
2"	100	1000	0184095	—

10-24

Length	Pkg. Qty.	Case Qty.	Part No.	UOM /Each
1/8"	100	1000	0184096	^
3/16"	100	1000	0184097	—
1/4"	100	1000	0184098	—
5/16"	100	1000	0184099	—
3/8"	100	1000	0184100	—
1/2"	100	1000	0184101	—
5/8"	100	1000	0184102	—
3/4"	100	1000	0184103	—
1"	100	1000	0184104	—
1-1/4"	100	1000	0184105	—
1-1/2"	100	1000	0184106	—

10-32

Length	Pkg. Qty.	Case Qty.	Part No.	UOM /Each
1/8"	100	1000	0184107	^
3/16"	100	1000	0184108	—
1/4"	100	1000	0184109	—
5/16"	100	1000	0184110	—
3/8"	100	1000	0184111	—
1/2"	100	1000	0184112	—
5/8"	100	1000	0184113	—
3/4"	100	1000	0184114	—
13/16"	100	1000	0184115	—
7/8"	100	1000	0184116	—
1"	100	1000	0184117	—
1-1/16"	100	1000	0184118	—
1-1/4"	100	1000	0184119	—
1-1/2"	100	1000	0184120	—

1/4"-20

Length	Pkg. Qty.	Case Qty.	Part No.	UOM /Each
3/16"	100	1000	0184122	^
1/4"	100	1000	0184123	—
5/16"	100	1000	0184124	—
3/8"	100	1000	0184125	—
1/2"	100	1000	0184126	—
5/8"	100	1000	0184127	—
3/4"	100	1000	0184128	—
7/8"	100	1000	0184129	—
1"	100	1000	0184130	—
1-1/8"	100	1000	0184131	—
1-1/4"	100	1000	0184132	—
1-1/2"	100	1000	0184133	—
1-3/4"	100	1000	0184134	—
2"	100	1000	0184135	—
2-1/4"	100	1000	0184136	—
2-1/2"	100	1000	0184137	—

5/16"-18

Length	Pkg. Qty.	Case Qty.	Part No.	UOM /Each
1/2"	100	1000	0184143	^
3/4"	100	1000	0184144	—
1"	100	1000	0184145	—
1-1/4"	100	1000	0184146	—
1-1/2"	100	1000	0184147	—
2"	100	1000	0184148	—
2-1/2"	100	1000	0184149	—
3"	100	1000	0184150	—

3/8"-16

Length	Pkg. Qty.	Case Qty.	Part No.	UOM /Each
1/2"	100	1000	0184151	^
3/4"	100	1000	0184152	—
1"	100	1000	0184153	—
1-1/4"	100	1000	0184154	—
1-1/2"	100	1000	0184155	—
2"	100	1000	0184156	—
2-1/2"	100	1000	0184157	—
3"	100	1000	0184158	—

1/2"-13

Length	Pkg. Qty.	Case Qty.	Part No.	UOM /Each
1/2"	100	1000	0184159	^
3/4"	100	1000	0184160	—
1"	100	1000	0184161	—
1-1/4"	100	1000	0184162	—
1-1/2"	100	1000	0184163	—
2"	100	1000	0184164	—
2-1/2"	100	1000	0184165	—
3"	100	1000	0184166	—

5/8"-11

Length	Pkg. Qty.	Case Qty.	Part No.	UOM /Each
1/2"	100	1000	0184167	^
3/4"	100	1000	0184168	—
1"	100	1000	0184169	—
1-1/2"	100	1000	0184170	—
2"	100	1000	0184171	—
2-1/2"	100	1000	0184172	—
3"	100	1000	0184173	—

Knurled Head Thumb Screws-White Nylon

4-40

Length	Pkg. Qty.	Case Qty.	Part No.	UOM /Each
3/16	100	1000	0184437	^
1/4	100	1000	0184438	—
3/8	100	1000	0184439	—
1/2	100	1000	0184440	—
3/4	100	1000	0184441	—

6-32

Length	Pkg. Qty.	Case Qty.	Part No.	UOM /Each
1/4	100	1000	0184442	^
3/8	100	1000	0184443	—
1/2	100	1000	0184444	—
3/4	100	1000	0184445	—
1	100	1000	0184446	—

8-32

Length	Pkg. Qty.	Case Qty.	Part No.	UOM /Each
3/16	100	1000	0184447	^
1/4	100	1000	0184448	—
3/8	100	1000	0184449	—
1/2	100	1000	0184450	—
3/4	100	1000	0184451	—
1	100	1000	0184452	—

10-24

Length	Pkg. Qty.	Case Qty.	Part No.	UOM /Each
1/2	100	1000	0184453	^
3/4	100	1000	0184454	—
1	100	1000	0184455	—
1-1/4	100	1000	0184456	—
2	100	1000	0184457	—

10-32

Length	Pkg. Qty.	Case Qty.	Part No.	UOM /Each
3/8	100	1000	0184458	^
1/2	100	1000	0184459	—
3/4	100	1000	0184460	—
1	100	1000	0184461	—
1-1/2	100	1000	0184462	—
2	100	1000	0184463	—

Various Screws - White Nylon

Knurled Head Thumb Screws-White Nylon Cont.

1/4"-20

Length	Pkg. Qty.	Case Qty.	Part No.	UOM /Each
1/2	100	1000	0184464	^
3/4	100	1000	0184465	—
1	100	1000	0184466	—
1-1/4	100	1000	0184467	—
1-1/2	100	1000	0184468	—

5/16"-18

Length	Pkg. Qty.	Case Qty.	Part No.	UOM /Each
1/2	100	1000	0184469	^
1	100	1000	0184470	—
1-1/2	100	1000	0184471	—
2	100	1000	0184472	—

3/8"-16

Length	Pkg. Qty.	Case Qty.	Part No.	UOM /Each
1/2	100	1000	0184473	^
1	100	1000	0184474	—
1-1/2	100	1000	0184475	—
2	100	1000	0184476	—

1/2"-13

Length	Pkg. Qty.	Case Qty.	Part No.	UOM /Each
1/2	100	1000	0184477	^
1	100	1000	0184478	—
1-1/2	100	1000	0184479	—
2	100	1000	0184480	—

*Black Nylon Available

Economy Grade Slotted Thumb Screws-White Nylon

4-40

Length	Pkg. Qty.	Case Qty.	Part No.	UOM /Each
1/8"	100	1000	0184270	^
3/16"	100	1000	0184272	—
1/4"	100	1000	0184273	—
5/16"	100	1000	0184275	—
3/8"	100	1000	0184276	—
7/16"	100	1000	0184277	—
1/2"	100	1000	0184278	—
9/16"	100	1000	0184279	—
5/8"	100	1000	0184280	—
3/4"	100	1000	0184282	—
7/8"	100	1000	0184283	—
1"	100	1000	0184284	—
1-1/4"	100	1000	0184287	—
1-1/2"	100	1000	0184289	—
1-3/4"	100	1000	0184290	—

6-32

Length	Pkg. Qty.	Case Qty.	Part No.	UOM /Each
1/8"	100	1000	0184293	^
3/16"	100	1000	0184295	—
1/4"	100	1000	0184296	—
5/16"	100	1000	0184297	—
3/8"	100	1000	0184298	—
7/16"	100	1000	0184299	—
1/2"	100	1000	0184300	—
9/16"	100	1000	0184301	—
5/8"	100	1000	0184302	—
3/4"	100	1000	0184304	—
7/8"	100	1000	0184305	—
1"	100	1000	0184306	—
1-1/4"	100	1000	0184308	—
1-1/2"	100	1000	0184309	—
1-3/4"	100	1000	0184311	—
2-1/4"	100	1000	0184313	—

8-32

Length	Pkg. Qty.	Case Qty.	Part No.	UOM /Each
1/8"	100	1000	0184318	^
3/16"	100	1000	0184319	—
1/4"	100	1000	0184320	—
5/16"	100	1000	0184322	—
3/8"	100	1000	0184323	—
7/16"	100	1000	0184324	—
1/2"	100	1000	0184325	—
5/8"	100	1000	0184326	—
3/4"	100	1000	0184327	—
7/8"	100	1000	0184328	—
1"	100	1000	0184329	—
1-1/4"	100	1000	0184331	—
1-1/2"	100	1000	0184333	—
1-3/4"	100	1000	0184334	—
2"	100	1000	0184336	—

10-24

Length	Pkg. Qty.	Case Qty.	Part No.	UOM /Each
1/8"	100	1000	0184337	^
3/16"	100	1000	0184338	—
1/4"	100	1000	0184339	—
5/16"	100	1000	0184340	—
3/8"	100	1000	0184341	—
1/2"	100	1000	0184342	—
5/8"	100	1000	0184343	—
3/4"	100	1000	0184344	—
1"	100	1000	0184345	—
1-1/4"	100	1000	0184346	—
1-1/2"	100	1000	0184347	—

10-32

Length	Pkg. Qty.	Case Qty.	Part No.	UOM /Each
1/8"	100	1000	0184348	^
3/16"	100	1000	0184349	—
1/4"	100	1000	0184350	—
5/16"	100	1000	0184351	—
3/8"	100	1000	0184352	—
7/16"	100	1000	0184353	—
1/2"	100	1000	0184354	—
5/8"	100	1000	0184355	—
3/4"	100	1000	0184356	—
7/8"	100	1000	0184358	—
1"	100	1000	0184359	—
1-1/4"	100	1000	0184360	—
1-1/2"	100	1000	0184361	—
1-3/4"	100	1000	0184362	—
2"	100	1000	0184363	—

1/4"-20

Length	Pkg. Qty.	Case Qty.	Part No.	UOM /Each
1/4"	100	1000	0184364	^
5/16"	100	1000	0184365	—
3/8"	100	1000	0184366	—
1/2"	100	1000	0184367	—
5/8"	100	1000	0184368	—
3/4"	100	1000	0184369	—
7/8"	100	1000	0184370	—
1"	100	1000	0184371	—
1-1/4"	100	1000	0184372	—
1-1/2"	100	1000	0184373	—
1-3/4"	100	1000	0184374	—
2"	100	1000	0184375	—
2-1/2"	100	1000	0184376	—

*Black Nylon Available

Oval Head Thumb Screws-White Nylon

Thumb Screws
White Nylon and Black Nylon

Length	White Part No.	Black Part No.
3/8	0184524	0184532
1/2	0184525	0184533
5/8	0184526	0184534
1	0184527	0184535
1-1/2	0184528	0184536
1-3/4	0184529	
2	0184530	
2-1/2	0184531	0184537

*Black Nylon Available

Flat Head Wing Screw-White Nylon

Length	1/4-20 Part No.	5/16-18 Part No.	10-32 Part No.
1/2	0180998	0181001	0180995
3/4	0180999	0181002	0180996
1	0181000	0181003	0180997

Polycarbonate Machine Screws-White Nylon

Fillister, Hex

*Black Nylon Available

4-40 - Fillister Head

Length	Pkg. Qty.	Case Qty.	Part No.	UOM /Each
1/4	100	2500	0182644	^—
9/32	100	2500	0182645	—
3/8	100	2500	0182646	—
1/2	100	2500	0182647	—

4-40 - Hex Head

Length	Pkg. Qty.	Case Qty.	Part No.	UOM /Each
1/4	100	2500	0183053	—
9/32	100	2500	0183054	—
3/8	100	2500	0183055	—
1/2	100	2500	0183056	—

6-32 - Fillister Head

Length	Pkg. Qty.	Case Qty.	Part No.	UOM /Each
1/4	100	2500	0182648	^—
3/8	100	2500	0182649	—
1/2	100	2500	0182650	—
5/8	100	2500	0182651	—
3/4	100	2500	0182652	—

6-32 - Hex Head

Length	Pkg. Qty.	Case Qty.	Part No.	UOM /Each
1/4	100	2500	0183057	—
3/8	100	2500	0183058	—
1/2	100	2500	0183059	—
5/8	100	2500	0183060	—
3/4	100	2500	0183061	—

8-32 - Fillister Head

Length	Pkg. Qty.	Case Qty.	Part No.	UOM /Each
1/8	100	2500	0182653	^—
1/4	100	2500	0182654	—
3/8	100	2500	0182655	—
1/2	100	2500	0182656	—
5/8	100	2500	0182657	—
3/4	100	2500	0182658	—

8-32 - Hex Head

Length	Pkg. Qty.	Case Qty.	Part No.	UOM /Each
1/8	100	2500	0183062	—
1/4	100	2500	0183063	—
3/8	100	2500	0183064	—
1/2	100	2500	0183065	—
5/8	100	2500	0183066	—
3/4	100	2500	0183067	—

10-32 - Fillister Head

Length	Pkg. Qty.	Case Qty.	Part No.	UOM /Each
1/4	100	2500	0182659	^—
3/8	100	2500	0182660	—
1/2	100	2500	0182661	—
5/8	100	2500	0182662	—
3/4	100	2500	0182663	—
1	100	2500	0182664	—

10-32 - Hex Head

Length	Pkg. Qty.	Case Qty.	Part No.	UOM /Each
1	100	2500	0182664	—
1/4	100	2500	0183068	—
3/8	100	2500	0183069	—
1/2	100	2500	0183070	—
5/8	100	2500	0183071	—
3/4	100	2500	0183072	—
1	100	2500	0183073	—

Grub Nylon Slotted Machine Screws

White Nylon

*Black Nylon Available

6-32

Length	Pkg. Qty.	Case Qty.	Part No.	UOM /Each
3/32"	100	1000	0183675	^—
1/8"	100	1000	0183676	—
5/32"	100	1000	0183677	—
3/16"	100	1000	0183678	—
1/4"	100	1000	0183679	—
5/16"	100	1000	0183680	—
3/8"	100	1000	0183681	—
7/16"	100	1000	0183682	—
1/2"	100	1000	0183683	—
9/16"	100	1000	0183684	—
5/8"	100	1000	0183685	—
11/16"	100	1000	0183686	—
3/4"	100	1000	0183687	—
7/8"	100	1000	0183688	—
1"	100	1000	0183689	—
1-1/8"	100	1000	0183690	—
1-1/4"	100	1000	0183691	—
1-1/2"	100	1000	0183692	—
1-5/8"	100	1000	0183693	—
1-3/4"	100	1000	0183694	—
1-7/8"	100	1000	0183695	—
2-1/4"	100	1000	0183696	—

8-32

Length	Pkg. Qty.	Case Qty.	Part No.	UOM /Each
1/8"	100	1000	0183701	^—
3/16"	100	1000	0183702	—
1/4"	100	1000	0183703	—
9/32"	100	1000	0183704	—
5/16"	100	1000	0183705	—
3/8"	100	1000	0183706	—
7/16"	100	1000	0183707	—
1/2"	100	1000	0183708	—
5/8"	100	1000	0183709	—
3/4"	100	1000	0183710	—
7/8"	100	1000	0183711	—
1"	100	1000	0183712	—
1-1/8"	100	1000	0183713	—
1-1/4"	100	1000	0183714	—
1-3/8"	100	1000	0183715	—
1-1/2"	100	1000	0183716	—
1-3/4"	100	1000	0183717	—
1-7/8"	100	1000	0183718	—
2"	100	1000	0183719	—

10-24

Length	Pkg. Qty.	Case Qty.	Part No.	UOM /Each
1/8"	100	1000	0183720	^—
3/16"	100	1000	0183721	—
1/4"	100	1000	0183722	—
5/16"	100	1000	0183723	—
3/8"	100	1000	0183724	—
1/2"	100	1000	0183725	—
5/8"	100	1000	0183726	—
3/4"	100	1000	0183727	—
1"	100	1000	0183728	—
1-1/4"	100	1000	0183729	—
1-1/2"	100	1000	0183730	—

10-23

Length	Pkg. Qty.	Case Qty.	Part No.	UOM /Each
1/8"	100	1000	0183731	—
3/16"	100	1000	0183732	—
1/4"	100	1000	0183733	—
5/16"	100	1000	0183734	—
3/8"	100	1000	0183735	—
7/16"	100	1000	0183736	—
1/2"	100	1000	0183737	—
5/8"	100	1000	0183738	—
3/4"	100	1000	0183739	—
13/16"	100	1000	0183740	—
7/8"	100	1000	0183741	—
1"	100	1000	0183742	—
1-1/4"	100	1000	0183743	—
1-1/2"	100	1000	0183744	—
1-3/4"	100	1000	0183745	—
2"	100	1000	0183746	—

1/4"-20

Length	Pkg. Qty.	Case Qty.	Part No.	UOM /Each
3/16"	100	1000	0183747	^—
1/4"	100	1000	0183748	—
5/16"	100	1000	0183749	—
3/8"	100	1000	0183750	—
1/2"	100	1000	0183751	—
5/8"	100	1000	0183752	—
3/4"	100	1000	0183753	—
7/8"	100	1000	0183754	—
1"	100	1000	0183755	—
1-1/4"	100	1000	0183756	—
1-1/2"	100	1000	0183757	—
1-3/4"	100	1000	0183758	—
2"	100	1000	0183759	—

5/16"-18

Length	Pkg. Qty.	Case Qty.	Part No.	UOM /Each
1/2"	100	1000	0183765	^—
3/4"	100	1000	0183766	—
1"	100	1000	0183767	—

3/8"-16

Length	Pkg. Qty.	Case Qty.	Part No.	UOM /Each
1/2"	100	1000	0183768	^—
3/4"	100	1000	0183769	—
1"	100	1000	0183770	—

1/2"-13

Length	Pkg. Qty.	Case Qty.	Part No.	UOM /Each
1/2"	100	1000	0183772	^—
3/4"	100	1000	0183773	—

5/8"-11

Length	Pkg. Qty.	Case Qty.	Part No.	UOM /Each
1/2"	100	1000	0183775	^—
3/4"	100	1000	0183776	—
1"	100	1000	0183777	—
1-1/2"	100	1000	0183778	—

If its not on our shelf...we'll make it!
Ask the local store to quote your threaded and machined parts.

Machine Screws - White Nylon

Machine Screws-White Nylon

Binder Slotted

2-56 Diameter

Length	Pkg. Qty.	Case Qty.	Part No.	UOM Per UM
1/8	100	1000	0181906	
3/16	100	1000	0181908	
1/4	100	1000	0181909	
5/16	100	1000	0181911	
3/8	100	1000	0181912	
7/16	100	1000	0181914	
1/2	100	1000	0181915	
9/16	100	1000	0181916	
5/8	100	1000	0181917	
3/4	100	1000	0181918	
7/8	100	1000	0181919	
1	100	1000	0181920	
1-1/8	100	1000	0181921	

4-40 Diameter

Length	Pkg. Qty.	Case Qty.	Part No.	UOM Per UM
1/8	100	1000	0181926	
3/16	100	1000	0181928	
1/4	100	1000	0181929	
5/16	100	1000	0181931	
3/8	100	1000	0181932	
7/16	100	1000	0181933	
1/2	100	1000	0181934	
9/16	100	1000	0181935	
5/8	100	1000	0181936	
3/4	100	1000	0181938	
7/8	100	1000	0181939	
1	100	1000	0181940	
1-1/4	100	1000	0181943	
1-1/2	100	1000	0181945	
1-3/4	100	1000	0181947	

6-32 Diameter

Length	Pkg. Qty.	Case Qty.	Part No.	UOM Per UM
1/8	100	1000	0181952	
3/16	100	1000	0181954	
1/4	100	1000	0181955	
5/16	100	1000	0181956	
3/8	100	1000	0181957	
7/16	100	1000	0181958	
1/2	100	1000	0181959	
9/16	100	1000	0181960	
5/8	100	1000	0181961	
3/4	100	1000	0181963	
7/8	100	1000	0181964	
1	100	1000	0181965	
1-1/4	100	1000	0181967	
1-1/2	100	1000	0181968	
1-3/4	100	1000	0181970	
2	100	1000	0181972	
2-1/4	100	1000	0181973	

8-32 Diameter

Length	Pkg. Qty.	Case Qty.	Part No.	UOM Per UM
1/8	100	1000	0181978	
3/16	100	1000	0181979	
1/4	100	1000	0181980	
5/16	100	1000	0181982	
3/8	100	1000	0181983	
7/16	100	1000	0181984	
1/2	100	1000	0181985	
5/8	100	1000	0181986	
3/4	100	1000	0181987	
7/8	100	1000	0181988	
1	100	1000	0181989	
1-1/4	100	1000	0181991	
1-3/8	100	1000	0181992	
1-1/2	100	1000	0181993	
2	100	1000	0181996	

10-32 Diameter

Length	Pkg. Qty.	Case Qty.	Part No.	UOM Per UM
1/8	100	1000	0182008	
3/16	100	1000	0182009	
1/4	100	1000	0182010	
5/16	100	1000	0182011	
3/8	100	1000	0182012	
7/16	100	1000	0182013	
1/2	100	1000	0182014	
5/8	100	1000	0182015	
3/4	100	1000	0182016	
7/8	100	1000	0182018	
1	100	1000	0182019	
1-1/4	100	1000	0182020	
1-1/2	100	1000	0182021	
1-3/4	100	1000	0182022	
2	100	1000	0182023	

10-24 Diameter

Length	Pkg. Qty.	Case Qty.	Part No.	UOM Per UM
1/8	100	1000	0181997	
3/16	100	1000	0181998	
1/4	100	1000	0181999	
5/16	100	1000	0182000	
3/8	100	1000	0182001	
1/2	100	1000	0182002	
5/8	100	1000	0182003	
3/4	100	1000	0182004	
1	100	1000	0182005	
1-1/4	100	1000	0182006	
1-1/2	100	1000	0182007	

1/4"-20 Diameter

Length	Pkg. Qty.	Case Qty.	Part No.	UOM Per UM
1/4	100	1000	0182024	
5/16	100	1000	0182025	
3/8	100	1000	0182026	
1/2	100	1000	0182027	
5/8	100	1000	0182028	
3/4	100	1000	0182029	
7/8	100	1000	0182030	
1	100	1000	0182031	
1-1/4	100	1000	0182032	
1-1/2	100	1000	0182033	
1-3/4	100	1000	0182034	
2	100	1000	0182035	
2-1/2	100	1000	0182036	

Binder Combo

2-56 Diameter

Length	Pkg. Qty.	Case Qty.	Part No.	UOM Per UM
1/8	100	1000	0182281	
3/16	100	1000	0182283	
1/4	100	1000	0182284	
5/16	100	1000	0182286	
3/8	100	1000	0182287	
7/16	100	1000	0182289	
9/16	100	1000	0182291	
5/8	100	1000	0182292	
3/4	100	1000	0182293	
7/8	100	1000	0182294	
1	100	1000	0182295	
1-1/8	100	1000	0182296	

4-40 Diameter

Length	Pkg. Qty.	Case Qty.	Part No.	UOM Per UM
1/8	100	1000	0182300	
3/16	100	1000	0182302	
1/4	100	1000	0182303	
5/16	100	1000	0182305	
7/16	100	1000	0182307	
1/2	100	1000	0182308	
9/16	100	1000	0182309	
5/8	100	1000	0182310	
3/4	100	1000	0182312	
7/8	100	1000	0182313	
1	100	1000	0182314	
1-1/4	100	1000	0182317	
1-1/2	100	1000	0182319	
1-3/4	100	1000	0182321	

6-32 Diameter

Length	Pkg. Qty.	Case Qty.	Part No.	UOM Per UM
1/8	100	1000	0182323	
3/16	100	1000	0182325	
5/16	100	1000	0182327	
3/8	100	1000	0182328	
7/16	100	1000	0182329	
1/2	100	1000	0182330	
9/16	100	1000	0182331	
5/8	100	1000	0182332	
3/4	100	1000	0182334	
7/8	100	1000	0182335	
1	100	1000	0182336	
1-1/4	100	1000	0182338	
1-1/2	100	1000	0182339	
1-3/4	100	1000	0182341	
2	100	1000	0182343	
2-1/4	100	1000	0182344	

8-32 Diameter

Length	Pkg. Qty.	Case Qty.	Part No.	UOM Per UM
3/16	100	1000	0182177	
1/4	100	1000	0182178	
5/16	100	1000	0182180	
3/8	100	1000	0182181	
7/16	100	1000	0182182	
1/2	100	1000	0182183	
5/8	100	1000	0182184	
3/4	100	1000	0182185	
7/8	100	1000	0182186	
1	100	1000	0182187	
1-1/4	100	1000	0182189	
1-3/8	100	1000	0182190	
1-1/2	100	1000	0182191	
2	100	1000	0182194	

Machine Screws-White Nylon Cont.

10-24 Diameter

Length	Pkg. Qty.	Case Qty.	Part No.	UOM Per UM
1/8	100	1000	0182364	
3/16	100	1000	0182365	
1/4	100	1000	0182366	
5/16	100	1000	0182367	
3/8	100	1000	0182368	
1/2	100	1000	0182369	
5/8	100	1000	0182370	
3/4	100	1000	0182371	
1	100	1000	0182372	
1-1/4	100	1000	0182373	
1-1/2	100	1000	0182374	

10-32 Diameter

Length	Pkg. Qty.	Case Qty.	Part No.	UOM Per UM
1/8	100	1000	0182375	
3/16	100	1000	0182376	
1/4	100	1000	0182377	
5/16	100	1000	0182378	
3/8	100	1000	0182379	
7/16	100	1000	0182380	
1/2	100	1000	0182381	
5/8	100	1000	0182382	
3/4	100	1000	0182383	
7/8	100	1000	0182385	
1	100	1000	0182386	
1-1/4	100	1000	0182388	
1-1/2	100	1000	0182389	
1-3/4	100	1000	0182390	
2	100	1000	0182391	

1/4"-20 Diameter

Length	Pkg. Qty.	Case Qty.	Part No.	UOM Per UM
1/4	100	1000	0182392	
5/16	100	1000	0182393	
3/8	100	1000	0182394	
1/2	100	1000	0182395	
5/8	100	1000	0182396	
3/4	100	1000	0182397	
7/8	100	1000	0182398	
1	100	1000	0182399	
1-1/4	100	1000	0182400	
1-1/2	100	1000	0182401	
1-3/4	100	1000	0182402	
2	100	1000	0182403	
2-1/2	100	1000	0182404	

Pan Slotted



2-56 Diameter

Length	Pkg. Qty.	Case Qty.	Part No.	UOM Per UM
1/4	100	1000	0181006	
1/16	100	1000	0181011	
1/8	100	1000	0181013	
3/16	100	1000	0181015	
1/4	100	1000	0181016	
5/16	100	1000	0181018	
3/8	100	1000	0181019	
7/16	100	1000	0181021	
1/2	100	1000	0181022	
9/16	100	1000	0181023	
5/8	100	1000	0181024	
3/4	100	1000	0181025	
7/8	100	1000	0181026	
1	100	1000	0181027	
1-1/8	100	1000	0181028	

4-40 Diameter

Length	Pkg. Qty.	Case Qty.	Part No.	UOM Per UM
1/8"	100	1000	0181034	
3/16"	100	1000	0181036	
1/4"	100	1000	0181037	
5/16"	100	1000	0181039	
3/8"	100	1000	0181040	
7/16"	100	1000	0181041	
1/2"	100	1000	0181042	
9/16"	100	1000	0181043	
5/8"	100	1000	0181044	
3/4"	100	1000	0181046	
7/8"	100	1000	0181047	
1"	100	1000	0181048	
1-1/4"	100	1000	0181051	
1-1/2"	100	1000	0181053	

6-32 Diameter

Length	Pkg. Qty.	Case Qty.	Part No.	UOM Per UM
1/8"	100	1000	0181060	
3/16"	100	1000	0181062	
1/4"	100	1000	0181063	
5/16"	100	1000	0181064	
3/8"	100	1000	0181065	
7/16"	100	1000	0181066	
1/2"	100	1000	0181067	
9/16"	100	1000	0181068	
5/8"	100	1000	0181069	
3/4"	100	1000	0181071	
7/8"	100	1000	0181072	
1"	100	1000	0181073	
1-1/4"	100	1000	0181075	
1-1/2"	100	1000	0181076	
1-3/4"	100	1000	0181078	
2"	100	1000	0181080	
2-1/4"	100	1000	0181081	

8-32 Diameter

Length	Pkg. Qty.	Case Qty.	Part No.	UOM Per UM
1/8"	100	1000	0181086	
3/16"	100	1000	0181087	
1/4"	100	1000	0181088	
5/16"	100	1000	0181090	
3/8"	100	1000	0181091	
7/16"	100	1000	0181092	
1/2"	100	1000	0181093	
5/8"	100	1000	0181094	
3/4"	100	1000	0181095	
7/8"	100	1000	0181096	
1"	100	1000	0181097	
1-1/4"	100	1000	0181099	
1-1/2"	100	1000	0181101	
1-3/4"	100	1000	0181102	
2"	100	1000	0181104	

10-24 Diameter

Length	Pkg. Qty.	Case Qty.	Part No.	UOM Per UM
1/8"	100	1000	0181105	
3/16"	100	1000	0181106	
1/4"	100	1000	0181107	
5/16"	100	1000	0181108	
3/8"	100	1000	0181109	
1/2"	100	1000	0181110	
5/8"	100	1000	0181111	
3/4"	100	1000	0181112	
1"	100	1000	0181113	
1-1/4"	100	1000	0181114	
1-1/2"	100	1000	0181115	
2-1/4"	100	1000	0181116	

10-32 Diameter

Length	Pkg. Qty.	Case Qty.	Part No.	UOM Per UM
1/8"	100	1000	0181117	
3/16"	100	1000	0181118	
1/4"	100	1000	0181119	
5/16"	100	1000	0181120	
3/8"	100	1000	0181121	
7/16"	100	1000	0181122	
1/2"	100	1000	0181123	
5/8"	100	1000	0181124	
3/4"	100	1000	0181125	
7/8"	100	1000	0181127	
1"	100	1000	0181128	
1-1/4"	100	1000	0181130	
1-1/2"	100	1000	0181131	
1-3/4"	100	1000	0181132	
2"	100	1000	0181133	

1/4-20 Diameter

Length	Pkg. Qty.	Case Qty.	Part No.	UOM Per UM
1/4"	100	1000	0181138	
5/16"	100	1000	0181139	
3/8"	100	1000	0181140	
1/2"	100	1000	0181141	
5/8"	100	1000	0181142	
3/4"	100	1000	0181143	
7/8"	100	1000	0181144	
1"	100	1000	0181145	
1-1/4"	100	1000	0181146	
1-1/2"	100	1000	0181147	
1-3/4"	100	1000	0181148	
2"	100	1000	0181149	
2-1/2"	100	1000	0181150	
3"	100	1000	0181151	

Round Slotted

2-56 Diameter

Length	Pkg. Qty.	Case Qty.	Part No.	UOM Per UM
1/8	100	1000	0181633	
3/16	100	1000	0181635	
1/4	100	1000	0181636	
5/16	100	1000	0181638	
3/8	100	1000	0181639	
7/16	100	1000	0181640	
1/2	100	1000	0181641	
9/16	100	1000	0181642	
5/8	100	1000	0181643	
3/4	100	1000	0181644	
7/8	100	1000	0181645	
1	100	1000	0181646	
1-1/8	100	1000	0181647	

4-40 Diameter

Length	Pkg. Qty.	Case Qty.	Part No.	UOM Per UM
1/8"	100	1000	0181662	
3/16"	100	1000	0181665	
1/4"	100	1000	0181666	
5/16"	100	1000	0181668	
3/8"	100	1000	0181669	
7/16"	100	1000	0181670	
1/2"	100	1000	0181671	
9/16"	100	1000	0181672	
5/8"	100	1000	0181673	
3/4"	100	1000	0181675	
7/8"	100	1000	0181676	
1"	100	1000	0181677	
1-1/4"	100	1000	0181680	
1-1/2"	100	1000	0181682	
1-3/4"	100	1000	0181684	

If its not on our shelf...we'll make it!
Ask the local store to quote your threaded and machined parts.

Round Slotted, Various Nuts, Flat Washers - White Nylon

Round Slotted Cont.

6-32 Diameter

Length	Pkg. Qty.	Case Qty.	Part No.	UOM Per UM
1/8"	100	1000	0181690	
3/16"	100	1000	0181692	
5/16"	100	1000	0181693	
7/16"	100	1000	0181694	
9/16"	100	1000	0181695	
5/8"	100	1000	0181696	
7/8"	100	1000	0181698	
1-3/4"	100	1000	0181702	
2"	100	1000	75999	
2-1/4"	100	1000	0181704	

8-32 Diameter

Length	Pkg. Qty.	Case Qty.	Part No.	UOM Per UM
1/8"	100	1000	0181709	
3/16"	100	1000	0181710	
5/16"	100	1000	0181712	
7/16"	100	1000	0181713	
5/8"	100	1000	0181714	
7/8"	100	1000	0181715	
1-3/8"	100	1000	0181717	

10-24 Diameter

Length	Pkg. Qty.	Case Qty.	Part No.	UOM Per UM
1/8"	100	1000	0181720	
3/16"	100	1000	0181721	
5/16"	100	1000	0181722	
5/8"	100	1000	0181723	

10-32 Diameter

Length	Pkg. Qty.	Case Qty.	Part No.	UOM Per UM
1/8"	100	1000	0181724	
3/16"	100	1000	0181725	
1/4"	100	1000	76040	
5/16"	100	1000	0181726	
3/8"	100	1000	76041	
7/16"	100	1000	0181727	
1/2"	100	1000	76042	
5/8"	100	1000	0181728	
3/4"	100	1000	76015	
7/8"	100	1000	0181730	
1"	100	1000	76016	
1-1/4"	100	1000	76017	
1-1/2"	100	1000	76018	
1-3/4"	100	1000	0181732	
2"	100	1000	76019	

1/4-20 Diameter

Length	Pkg. Qty.	Case Qty.	Part No.	UOM Per UM
1/4"	100	1000	0181733	
5/16"	100	1000	0181734	
3/8"	100	1000	0181735	
1/2"	100	1000	76029	
5/8"	100	1000	0181736	
3/4"	100	1000	76022	
7/8"	100	1000	0181737	
1"	100	1000	76024	
1-1/4"	100	1000	76026	
1-1/2"	100	1000	76028	
1-3/4"	100	1000	0181738	
2"	100	1000	76031	
2-1/2"	100	1000	0181739	
3"	100	1000	0181740	

Hex Machine Screw Nuts-White Nylon

Size	Pkg. Qty.	Case Qty.	Part No.	UOM /100
2-56	100	300	76043	^—
4-40	100	300	76044	—
6-32	100	300	76045	—
6-40	100	300	0184557	—
8-32	100	300	76046	—
10-24	100	300	76047	—
10-32	100	300	76048	—

*Black Nylon Available

Hex Nuts-White Nylon

Size	Pkg. Qty.	Case Qty.	Part No.	UOM /100
2-56	100	300	76043	^—
4-40	100	300	76044	—
6-32	100	300	76045	—
6-40	100	300	0184557	—
8-32	100	300	76046	—
10-24	100	300	76047	—
10-32	100	300	76048	—
1/4-20	100	300	76050	—
1/4-28	100	300	0184929	—
5/16-18	100	300	76051	—
5/16-24	50	300	0184930	—
3/8-16	50	300	76052	—
3/8-24	50	200	0184931	—
7/16-14	50	200	0184559	—
7/16-20	25	150	0184932	—
1/2-13	25	150	76053	—
1/2-20	10	150	0184933	—
5/8-11	10	150	76054	—
5/8-18	100	300	0184934	—
3/4-10	10	150	76055	—
7/8-9	10	75	76056	—
1-8	1	75	76057	—

*Black Nylon Available

Hex Jam Nuts-White Nylon

Size.	Pkg. Qty.	Case Qty.	Part No	UOM /Each
5/16-18	100	300	0184591	^—
5/16-24	100	300	0184602	—
3/8-16	100	300	0184592	—
3/8-24	100	300	0184603	—
7/16-14	100	300	0184593	—
7/16-20	100	300	0184604	—
1/2-13	100	300	0184594	—
9/16-18	100	300	0184605	—
5/8-11	100	300	0184595	—
5/8-18	100	300	0184606	—
3/4-10	100	300	0184596	—
3/4-16	100	300	0184607	—
7/8-14	100	300	0184608	—
1-8	100	300	0184597	—

*Black Nylon Available

Acorn Cap Nuts-White Nylon

Size	Pkg. Qty.	Case Qty.	Part No.	UOM /Each
4-40	100	300	0184620	^—
6-32	100	300	0184621	—
8-32	100	300	0184622	—
10-24	100	300	0184623	—
10-32	100	300	0184638	—
1/4-20	100	300	0184624	—
1/4-28	100	300	0184639	—
5/16-18	100	300	0184625	—
5/16-24	100	300	0184640	—
3/8-16	100	300	0184626	—
3/8-24	100	300	0184641	—
1/2-13	100	300	0184627	—
1/2-20	100	300	0184642	—
5/8-11	100	300	0184628	—

*Black Nylon Available

Wing Nuts-White Nylon

Size.	Pkg. Qty.	Case Qty.	Part No	UOM /Each
4-40	100	300	0184665	^—
6-32	100	300	0184666	—
8-32	100	300	0184667	—
10-24	100	300	0184668	—
10-32	100	300	0184684	—
1/4-20	100	300	0184669	—
1/4-28	100	300	0184685	—
5/16-18	100	300	0184670	—
3/8-16	100	300	0184671	—
3/8-24	100	300	0184686	—
7/16-14	100	300	0184672	—
1/2-13	100	300	0184673	—
9/16-12	100	300	0184674	—

*Black Nylon Available

Flat Washers-White Nylon

Size	Thick.	O.D.	Pkg. Qty.	Case Qty.	Part No.	UOM /100
#6	.062	5/16	100	300	76058	^—
#8	.062	3/8	100	300	76059	—
#10	.062	7/16	100	300	76060	—
1/4	.062	1/2	100	300	76061	—
5/16	.062	1/2	100	300	76062	—
3/8	.062	5/8	50	300	76063	—
1/2	.080	1.000	25	75	76065	—
5/8	.125	1.000	10	100	76067	—
3/4	.125	1.000	10	100	76068	—
7/8	.125	1.250	10	100	76069	—
1	.125	1.312	1	100	76064	—

*Black Nylon Available

Fibre/Thick Fibre/Teflon/PVC Washers

Fibre Washers

Vulcanized fibre washers are useful as electrical insulators. Fibre can also be used in light sealing applicators. Continuous heat resistance of 110ºC.

Bolt Size	I.D.	O.D.	Thickness	Pkg. Qty.	Case Qty.	Part No.	UOM Per UM
#8	0.187	0.375	0.015	100	1000	11103067	
#12	0.25	0.375	0.015	100	1000	11103068	
#12	0.25	0.5	0.015	100	1000	11103069	
1/4	0.312	0.437	0.015	100	1000	11103070	
5/16	0.375	0.625	0.015	100	1000	11103071	
3/8	437	0.625	0.015	100	1000	11103072	
7/16	0.5	0.687	0.015	100	1000	11103073	
7/16	0.5	0.75	0.015	100	1000	11103074	
1/2	0.625	0.875	0.015	100	1000	11103075	
5/8	0.75	7	0.015	100	1000	11103076	
3/4	0.875	1.187	0.015	100	1000	11103077	
7/8	1	1.25	0.015	100	1000	11103078	
1	1.031	1.312	0.015	100	1000	11103079	

Thick Fibre Washers

Bolt Size	Part No.	I.D.	O.D.	Thickness	Pkg. Qty.	Case Qty.	UOM Per UM
#8	11103042	0.187	0.375	0.31	100	1000	
#12	11103043	0.25	0.375	0.31	100	1000	
#12	11103044	0.25	0.5	0.31	100	1000	
1/4	11103045	0.312	0.437	0.31	100	1000	
1/4	11103046	0.312	0.562	0.31	100	1000	
5/16	11103047	0.375	0.5	0.31	100	1000	
5/16	11103048	0.375	0.625	0.31	100	1000	
3/8	11103049	0.437	0.625	0.31	100	1000	
7/16	11103050	0.5	0.625	0.31	100	1000	
7/16	11103051	0.5	0.687	0.31	100	1000	
7/16	11103052	0.5	0.75	0.31	100	1000	
1/2	11103053	0.562	0.812	0.31	100	1000	
9/16	11103054	0.625	0.75	0.31	100	1000	
9/16	11103055	0.625	0.875	0.31	100	1000	
5/8	11103056	0.656	0.875	0.31	100	1000	
5/8	11103057	0.687	0.937	0.31	100	1000	
5/8	11103058	0.75	1	0.31	100	1000	
5/8	11103059	0.75	1.062	0.31	100	1000	
3/4	11103060	0.812	1.125	0.31	100	1000	
3/4	11103061	0.875	1.187	0.31	100	1000	
7/8	11103062	0.937	1.25	0.31	100	1000	
7/8	11103063	1	1.25	0.31	100	1000	
1	11103064	1.031	1.312	0.31	100	1000	
1-1/8	11103065	1.187	1.562	0.31	100	1000	
1-1/8	11103066	1.25	1.625	0.31	100	1000	

Metric Fibre Washers

Bolt Size	Part No.	I.D.	O.D.	Thickness	Pkg. Qty.	Case Qty.	UOM Per UM
2.5MM	11103128	2.7mm	6.5mm	.5mm	100	1000	
3MM	11103129	3.2mm	7mm	.5mm	100	1000	
4MM	11103130	4.3mm	9mm	.8mm	100	1000	
6MM	11103131	6.4mm	12.5mm	1.6mm	100	1000	
8MM	11103132	8.4mm	17mm	1.6mm	100	1000	
10MM	11103133	10.5mm	21mm	2mm	100	1000	
12MM	11103134	13mm	24mm	2.4mm	100	1000	
16MM	11103135	17mm	30mm	2.4mm	100	1000	
20MM	11103136	21mm	37mm	2.4mm	100	1000	

Teflon Washers

PTFE has the lowest coefficient of friction of all non-metallic materials. It has great chemical resistance. It is soft and creates a good seal. Pure white in color, continuous heat resistance 350ºF to 500ºF.

Bolt Size	I.D.	O.D.	Thickness	Pkg. Qty.	Case Qty.	Part No.	UOM Per UM
#2	0.09	0.25	0.01	100	1000	11103080	
#2	0.09	0.25	0.031	100	1000	11103081	
#4	0.116	0.25	0.031	100	1000	11103082	
#4	0.124	0.375	0.04	100	1000	11103083	
#4	0.125	0.25	0.01	100	1000	11103084	
#5	0.137	0.25	0.01	100	1000	11103085	
#5	0.137	0.25	0.031	100	1000	11103086	
#6	0.145	0.5	0.031	100	1000	11103087	
#6	0.15	0.312	0.05	100	1000	11103088	
#6	0.156	0.438	0.04	100	1000	11103089	
#8	0.187	0.5	0.04	100	1000	11103090	
#8	0.197	0.28	0.05	100	1000	11103091	
#8	0.197	0.75	0.031	100	1000	11103092	
#10	0.2	0.303	0.025	100	1000	11103093	
#10	0.203	0.562	0.04	100	1000	11103094	
#10	0.21	0.875	0.02	100	1000	11103095	
#12	0.25	0.5	0.062	100	1000	11103096	
#12	0.25	0.665	0.198	100	1000	11103097	
#12	0.25	0.815	0.208	100	1000	11103098	
#12	0.253	0.814	0.24	100	1000	11103099	
#12	0.26	0.337	0.025	100	1000	11103100	
1/4	0.281	0.5	0.031	100	1000	11103101	
1/4	0.281	0.735	0.062	100	1000	11103102	
5/16	0.325	0.75	0.02	100	1000	11103103	
5/16	0.344	0.875	0.082	100	1000	11103104	
5/16	0.37	1.09	0.231	100	1000	11103105	
5/16	0.372	0.753	0.19	100	1000	11103106	
3/8	0.38	0.812	0.031	100	1000	11103107	
3/8	0.39	0.875	0.062	100	1000	11103108	
3/8	0.406	1	0.062	100	1000	11103109	
7/16	0.5	0.688	0.031	100	1000	11103110	
7/16	0.5	1.003	0.062	100	1000	11103111	
1/2	0.531	1.25	0.1	100	1000	11103112	
1/2	0.532	1.5	0.02	100	1000	11103113	
5/8	0.656	1.75	0.1	100	1000	11103114	
5/8	0.75	1	0.062	100	1000	11103115	
5/8	0.75	1.25	0.062	100	1000	11103116	
5/8	0.75	1.5	0.062	100	1000	11103117	
3/4	0.78	1.63	0.303	100	1000	11103118	
3/4	0.78	1.633	0.34	100	1000	11103119	
3/4	0.812	2	0.1	100	1000	11103120	
1	1.06	1.99	0.303	100	1000	11103121	

PVC Washers

PVC is resistant to many chemicals and has good strength characteristics. These washers can also offer electrical insulation properties. Rigid PVC is clear in the thinner grades, but changes to grey at .040 thick. Operating temperatures are from -20ºF to 15ºF.

Bolt Size	I.D.	O.D.	Thickness	Pkg. Qty.	Case Qty.	Part No.	UOM Per UM
1/4	0.312	0.75	0.062	100	1000	11103122	
5/16	0.375	0.875	0.062	100	1000	11103123	
3/8	0.437	1	0.062	100	1000	11103124	
7/16	0.562	1.25	0.062	100	1000	11103125	
1/2	0.687	1.5	0.062	100	1000	11103126	
5/8	0.812	1.5	0.062	100	1000	11103127	

If its not on our shelf...we'll make it!
Ask the local store to quote your threaded and machined parts.

Various Washers, Thrd. Base Studs, Lic. Plate Fast., Various Retainers

Phenolic Washers

Phenolic washers have been used as insulators for years with their good electrical properties. The material is rigid and durable.

Bolt Size	I.D.	O.D.	Thickness	Pkg. Qty.	Case Qty.	Part No.	UOM Per UM
#4	0.125	0.312	0.031	100	1000	11103137	
#6	0.152	0.5	0.031	100	1000	11103138	
#8	0.177	0.5	0.031	100	1000	11103139	
#10	0.202	0.632	0.031	100	1000	11103140	
1/4	0.282	0.625	0.031	100	1000	11103141	
5/116	0.328	0.569	0.031	100	1000	11103142	
3/8	0.385	0.625	0.031	100	1000	11103143	

Nylatron Washers

Dark Grey Nylatron washers offer increased wear resistance over nylon parts with the addition of an additive to the material. This material has good strength characteristics and a low coefficient of friction. Maximum continuous heat 220ºF.

Bolt Size	I.D.	O.D.	Thickness	Pkg. Qty.	Case Qty.	Part No.	UOM Per UM
4	0.12	0.22	0.031	100	1000	11103160	
6	0.142	0.312	0.031	100	1000	11103161	
8	0.173	0.375	0.031	100	1000	11103162	
10	0.201	0.46	0.031	100	1000	11103163	
1/4	0.262	0.5	0.031	100	1000	11103164	
5/16	0.322	0.562	0.031	100	1000	11103165	
3/8	0.383	0.506	0.031	100	1000	11103166	
1/2	0.53	0.88	0.031	100	1000	11103167	

Copper Washers

Copper washers are used in many electrical applications. this material can also be used in sealing applications.

Bolt Size	I.D.	O.D.	Thickness	Pkg. Qty.	Case Qty.	Part No.	UOM Per UM
10	0.203125	0.5	0.04	100	1000	11103168	
1/4	0.265625	0.6875	0.051	100	1000	11103169	
5/16	0.34375	0.875	0.064	100	1000	11103170	
3/8	0.390625	1	0.081	100	1000	11103170	
7/16	0.5	0.8125	0.091	100	1000	11103172	
1/2	0.5625	1.375	0.091	100	1000	11103173	
5/8	0.6875	1.625	0.091	100	1000	11103174	
3/4	0.8125	2	0.125	100	1000	11103175	
7/8	0.90625	2.375	0.128	100	1000	11103176	
1	1.0625	2.5	0.128	100	1000	11103177	

Threaded Base Studs- White Nylon

Adhesive and Non-Adhesive

*Black Nylon Available

10-32

Length	Adhesive Part No.	Non-Adhesive Part No.	UOM /Each
1/2"	0184547	0184538	^
3/4"	0184548	0184539	—
1"	0184549	0184540	—

1/4-20

Length	Adhesive Part No.	Non-Adhesive Part No.	UOM /Each
1/2"	0184550	0184541	^
3/4"	0184551	0184542	—
1"	0184552	0184543	—

5/16-18

Length	Adhesive Part No.	Non-Adhesive Part No.	UOM /Each
1/2"	0184553	0184544	^
3/4"	0184554	0184545	—
1"	0184555	0184546	—

License Plate Fasteners

License Plate Screws and Nuts

Part No.	Description	UOM /Each
0183806	1/4-20x5/8 White Nylon License Plate Screw	^
0183807	1/4-20x5/8 Black Nylon License Plate Screw	—
0183416	1/4-20 White Nylon License Plate Nut	—
0183417	1/4-20 Black Nylon License Plate Nut	—

Weatherstrip Retainers

Orange

Part No.	0162642
Application	Honda 91530-SP1-003 Acura
Head Size	5 mm x 15 mm
Stem Length	10 mm
UOM	^

Fits Into 6 mm Hole

White

Part No.	0162620
Application	Honda 90664-671-0030
Head Size	16 mm x 7mm
Stem Length	10 mm
UOM	^

Black

Part No.	0162636
Application	Ford N806289-S
UOM	^

Black Splash Shield and Hood Seal Retainer

Part No.	0162631
Application	Chrysler 6501916 GM 22547243
UOM	^

Black Stone Shield Retainer

Part No.	0162609
Application	GM 22512276
UOM	^

Black Radiator Shield Retainer

Part No.	0162601
Application	GM 1619321
UOM	^——

Black Shroud Vent Retainer

Part No.	0162627
Application	GM 20514862
UOM	^——

Black Dash Panel Retainer

Part No.	0162598
Application	GM 20416107 GM 25016383 Ford 388146S AMC 4006516
UOM	^——

Radiator Grille Retainer

Part No.	0162927
Application	GM 15002520 GM 15682898
Plating	Zinc Organic
UOM	^——

Push-Type Retainers

Part No.	0162660
Application	Toyota 90467-06017-20 Toyota 90467-06017 Mazda 9926-50-625 GM 20426301
Head Dia.	15 mm
Stem Length	12 mm
UOM	^——

Fits Into 7 mm Hole

Part No.	0162665
Application	Honda 90675-SB3-003 Mazda FB01-56-964 Nissan 63876-95596
Head Dia.	20 mm
Stem Length	9 mm
UOM	^——

Fits Into 8 mm Hole

Part No.	0162674
Application	Honda 91512-SM4-003
Head Dia.	20 mm
Stem Length	9 mm
UOM	^——

Fits Into 8 mm Hole

Part No.	0162676
Application	Mazda B092-51-833 Ford MB-455-56143
Head Dia.	18 mm
Stem Length	12 mm
UOM	^——

Fits Into 8 mm Hole

Part No.	0162673
Application	Acura 91503-SP0-003
Head Dia.	20 mm
Stem Length	15 mm
UOM	^——

Fits Into 10 mm Hole

Part No.	0162664
Application	GM 10053182
Head Dia.	5/16"
UOM	^——

For 5/16" Hole

Part No.	0162662
Application	GM 14019205 GM 20664092 Ford N804570-S
Head Dia.	11/16"
UOM	^——

For 1/4" Hole

Part No.	0162663
Application	Ford N803946-S Chrysler 6502871
Head Dia.	5/8"
UOM	^——

For 1/4" Hole

Part No.	0162668
Application	Honda 90505-SM4-003
Head Dia.	18 mm
Stem Length	21 mm
UOM	^——

Fits into 8 mm Hole

Part No.	0162670
Application	Honda 91504-SM4-000
Head Dia.	20 mm Hex
Stem Length	24 mm
UOM	^——

Fits into 10 mm Hole

Part No.	0162669
Application	Honda 91502-SM4-000
Head Dia.	20mm
Stem Length	27 mm
UOM	^——

Fits into 10 mm Hole

Part No.	0162681
Application	Honda 91501-S04-003
Head Dia.	20 mm
Stem Length	10 mm
UOM	^——

Fits into 8 mm Hole

Part No.	0162689
Application	Honda 90505-SX0-003
Head Dia.	18 mm
Stem Length	15 mm (Not Including The Pin)
UOM	^——

Fits into 8 mm Hole

Part No.	0162679
Application	Toyota 52161-02020 Toyota 52161-16010
Head Dia.	18 mm
Stem Length	28 mm
UOM	^——

Fit Into 9 mm Hole

Part No.	0162652
Application	GM 14019205 GM 14019206 Chrysler 6504090
Head Dia.	11/16"
UOM	^——

For 1/4" Hole

Black Nylon Push-Type Retainers

Part No.	0162672
Application	GM 21075686
Head Dia.	15 mm
UOM	^——

For 8 mm Hole

Part No.	0162671
Application	GM 21030249 Ford N807389S Chrysler 6503598
Head Dia.	20 mm
UOM	^——

For 8 mm Hole

Part No.	0162688
Application	Chrysler 6504521
Head Dia.	23/32"
UOM	^——

For 5/16" Hole

Part No.	0162655
Application	GM 20590899
Head Dia.	11/16"
UOM	^——

For 1/4" Hole

Part No.	0162654
Application	GM 20510029 Chrysler 34202672
Head Dia.	11/16"
UOM	^——

For 1/4" Hole

Part No.	0162658
Application	Ford N803421-S Chrysler 6501590
Head Dia.	1 "
UOM	^——

For 5/16" Hole

If its not on our shelf...we'll make it!
Ask the local store to quote your threaded and machined parts.

Various Retainers

Black Nylon Push-Type Retainers Cont.

Part No.	0162659
Application	GM 14093088 Ford N802781-S
Head Dia.	1 "
UOM	^——

For 1/4" Hole

Part No.	0162657
Application	GM 14019226 GM 14071289
Head Dia.	21/32"
UOM	^——

For 5/16" Hole

Part No.	0162656
Application	GM 14045480
Head Dia.	1 "
UOM	^——

For 3/8" Hole

Part No.	0162653
Application	GM 5973400
Head Dia.	1 "
UOM	^——

For 1/2" Hole

White Nylon Retainer

Part No.	0162678
Application	GM 22535007
Head Dia.	9/16
UOM	^——

For 1/4" Hole

Front Fender Push-Type Retainers

Part No.	0162683
Application	Honda 91512-SX0-003 Acura Mitsubishi
Head Dia.	20 mm
Stem Length	11 mm
UOM	^——

Fits into 8 mm Hole

Part No.	0162685
Application	Nissan 01553-09321
Head Dia.	20 mm
Stem Length	9 mm (Not Including The Pin)
UOM	^——

Fits into 8 mm Hole

Front Bumper Push-Type Retainer - Black Nylon

Part No.	0162682
Application	Acura 91503-SZ3-003 Honda 94503-SZ5-003
Head Dia.	20 mm
Stem Length	13 mm
UOM	^——

Fits into 10 mm Hole

Front & Rear Bumper Push-Type Retainer

Part No.	0162677
Application	Honda 91502-SP0-003
Head Dia.	20 mm
Stem Length	25 mm
UOM	^——

Fender & Bumper Push-Type Retainer

Part No.	0162692
Application	Mitsubishi MR200300 Honda
Head Dia.	18 mm
Stem Length	12 mm
UOM	^——

Fits into 9 mm Hole

Inner Fender Shield Retainer

Part No.	0162666
Application	Nissan 63844-01A00 Ford MNA01-56145 Ford NA01-56145
Head Dia.	20 mm
Stem Length	18 mm
UOM	^——

Fits Into 8 mm Hole

Bumper Fascia Push-Type Retainer

Part No.	0162675
Application	Nissan 63854-01A00 Mitsubishi MB547806
Head Dia.	20 mm
Stem Length	20 mm
UOM	^——

Fits into 8 mm Hole

Bumper Push-Type Retainer

Part No.	0162684
Application	Nissan 01553-09241
Head Dia.	18 mm
Stem Length	15 mm
UOM	^——

Fits into 10 mm Hole

Pushnut Bolt Retainers

Part No.	0162861
Plating	Phosphate
Bolt Size	1/4"
O.D.	1/2"
UOM	^——

Part No.	0162862
Plating	Phosphate
Bolt Size	5/16"
O.D.	5/8"
UOM	^——

Part No.	0162848
Plating	Phosphate
Bolt Size	3/8"
O.D.	25/32"
UOM	^——

Part No.	0162849
Plating	Phosphate
Bolt Size	1/2"
O.D.	15/16"
UOM	^——

Part No.	0162872
Plating	Zinc
Bolt Size	M6-1.0
O.D.	12.7mm
UOM	^——

Part No.	0162890
Plating	Zinc
Bolt Size	M6-1.0
O.D.	17mm
UOM	^——

Part No.	0162873
Plating	Zinc
Bolt Size	M12-1.75
O.D.	21.4mm
UOM	^——

Part No.	0162876
Plating	Dacromet
Bolt Size	M8-1.25
O.D.	24mm
UOM	^——

Push-On Retainers

Part No.	0162843
Plating	Zinc
Stud	1/8"
O.D.	3/8"
UOM	^——

Part No.	0162844
Plating	Zinc
Stud	5/32"
O.D.	7/16"
UOM	^——

Part No.	0162845
Plating	Zinc
Stud	3/16"
O.D.	7/16"
UOM	^——

Part No.	0162846
Plating	Zinc
Stud	1/4"
O.D.	17/32"
UOM	^——

Part No.	0162847
Plating	Zinc
Stud	5/16"
O.D.	5/8"
UOM	^——

Part No.	0162863
Plating	Zinc
Stud	3/8"
O.D.	5/8"
UOM	^——

Black Hood Insulation Retainers

Part No.	0162617
Application	Ford 388908-S
Color	Black
UOM	^—

Black Hood Insulation Retainer

Part No.	0162596
Application	GM 3078511 GM 3977775
Color	Black
UOM	^—

Part No.	0162633
Application	Honda 90700-SB2-003
Color	Black
Head Dia.	30 mm
Stem Length	9 mm
UOM	^—

Black Hood Insulations

Part No.	0162639
Application	Chrysler 6502842 GM 21039129
UOM	^—

Part No.	0162644
Application	Ford 386553-S
UOM	^—

Black Hood Insulation

Part No.	0162597
Application	Ford D30Z-16776A Ford 385330S Chrysler 6003351
UOM	^—

Black Hood Insulations

Part No.	0162629
Application	GM 20064875
UOM	^—

Black Hood Insulation & Fender Shield Retainer

Part No.	0162635
Application	Chrysler 4341060
UOM	^—

White Trim Panel Retainers

Part No.	0162614
Application	Ford N802900
UOM	^—

Part No.	0162607
Application	GM 12337920 GM 20374473
UOM	^—

Part No.	0162594
Application	GM 2064891 GM 9883583 GM 9818648
UOM	^—

Part No.	0162600
Application	GM 3065575
UOM	^—

Part No.	0162613
Application	GM 10073833 GM 15600382 GM 20421800
UOM	^—

Part No.	0162632
Application	GM 15545202 GM 15607165 GM 15612948
UOM	^—

Black Trim Panel Retainers

Part No.	0162608
Application	GM 14027471
UOM	^—

Part No.	0162630
Application	Ford N804349-S
UOM	^—

Part No.	0162612
Application	Ford 388930-S
UOM	^—

Part No.	0162637
Application	Chrysler 6504043 Ford N807721-S
UOM	^—

Part No.	0162634
Application	GM 21094146 Chrysler 6501301
UOM	^—

Part No.	0162604
Application	Ford N801925-S
UOM	^—

Black Retainers

Part No.	0162628
Application	GM 1605396 Ford 388577S Chrysler 6030441
UOM	^—

Black Retainers

Part No.	0162595
Application	GM 332364 Chrysler 3691590 Chrysler 6031321 Ford 389358 AMC 4004569
UOM	^—

Black Fascia Retainers

Part No.	0162605
Application	Ford 389443-S
UOM	^—

Part No.	0162615
Application	Ford N803170-S
UOM	^—

Black Shield Retainer

Part No.	0162638
Application	GM 10121502 Ford 390018-S Chrysler
UOM	^—

If its not on our shelf...we'll make it!
Ask the local store to quote your threaded and machined parts.

Various Retainers, Various Clips

Black Hood Seal Retainer

Part No.	0162616
Application	GM 14074081
UOM	^

Black Seat Back Retainer

Part No.	0162606
Application	GM 20319841
UOM	^

Retaining Clips

Black Retaining Clips

Part No.	0162626
Application	Toyota 90467-09008
Color	Black
Head Dia.	30 mm
Stem Length	17 mm
UOM	^

Fits Into 7 mm Hole

Part No.	0162618
Application	Honda 66435-648-0000
Color	Black
Head Dia.	11 mm
Stem Length	13 mm
UOM	^

Fits Into 5 mm Hole

Part No.	0162641
Application	Toyota 90467-08004 Toyota 90467-08011 Lexus GM
Color	Black
Head Dia.	13 mm
Stem Length	11 mm
UOM	^

Fits Into 5 mm Hole

Part No.	0162624
Application	Toyota 90467-06161-01
Color	Black
Head Dia.	13 mm
Stem Length	11 mm
UOM	^

Fits Into 5 mm Hole

Part No.	0162625
Application	Toyota 90467-07050 Nissan 01553-00172
Color	Black
Head Dia.	13 mm
Stem Length	15 mm
UOM	^

Black Hood and Trunk Moulding Retaining Clip

Part No.	0162643
Application	Honda 91518-SM4-003 Acura
Color	Black
Head Dia.	12 mm
Stem Length	9 mm
UOM	^

Fits Into 6 mm Hole

Black Hood Insulation Retaining Clip

Part No.	0162640
Application	Honda 91520-SM4-C010 Acura
Color	Black
Head Dia.	13 mm
Stem Length	10 mm
UOM	^

Fits Into 6 mm Hole

Door & Window Crank Handle Retaining Clip

Part No.	0162896
Application	GM Ford Toyota
UOM	^

Headlight Retaining Clip

Part No.	0162914
Application	Ford E9DB-13N020AA Ford E9DZ-13N129A
UOM	^

Wire Loom Routing Clips

Part No.	0162621
Application	GM 8911497
UOM	^

For 13/32" I.D.
19/32" O.D. Loom

Part No.	0162622
Application	GM 8911472
UOM	^

For 1/2" I.D.
11/16" O.D. Loom

Part No.	0162623
Application	GM 3816659 GM 8917320
UOM	^

For 3/4" I.D.
1" O.D. Loom

Moulding Clips

General Purpose Clip

Part No.	0162651
Application	GM 1244839 GM 3944866
UOM	^

White Nylon Moulding Clip

Part No.	0162695
Application	Ford
UOM	^

Red Nylon Fender Moulding Clip

Part No.	0162694
Application	Toyota 90904-67037
UOM	^

Blue Nylon Fender Moulding Clip

Part No.	0162693
Application	Toyota 90904-67036
UOM	^

Quarter Belt Moulding Clip

Part No.	0162661
Application	GM 20199675
UOM	^

Drip Moulding Clip

Part No.	0162680
Application	Honda 91528-SO1-A01
UOM	^

Garnish Moulding Clip

Part No.	0162667
Application	GM 20462090
UOM	^

Belt Moulding Clip

Part No.	0162687
Application	Honda 91527-SM4-003
UOM	^

Ford Door Belt Clip

Part No.	0162691
Application	Ford
UOM	^

Universal Moulding Fasteners

Part No.	0162646
Application	Chrysler 1624705 Chrysler 6010093 GM 4689929 4778814
Diameter	#10-24
Length	3/4"
UOM	^

Various Clips, Vacuum Caps, Metal Plugs, Plug Btms., S.M. Screws

Moulding Clips Cont.

5/16" x 3/4" Plate

Part No.	0162690
Application	Ford 358560
	Chrysler 1560058
	Chrysler 6010029
	GM 568792
	GM 574355
	GM 1165051
Diameter	#10-24
Length	3/4"
UOM	^——

1/2" x 1" Plate

Part No.	0162645
Application	GM 3722635
	Chrysler 6000705
	Chrysler 6013029
Diameter	#10-24
Length	3/4"
UOM	^——

1/2" x 1-11/32" Plate

Part No.	0162647
Application	GM 37449999
	Chrysler 1758099
	Chrysler 6000720
	Chrysler 6010046
Diameter	#10-24
Length	1/2"
UOM	^——

Part No.	0162686
Plating	Zinc
Diameter	10
Length	3/4"
UOM	^——

2-1/2" x 3/4" Plate
Break Off Plate At
1/16" Perforations
To Fit Moulding

Windshield Clip

Part No.	0162649
Application	GM 7698976
UOM	^——

Windshield & Rear Window Clip

Part No.	0162648
Application	Ford C5ZZ-6543413-B
UOM	^——

Windshield, Sun Roof, & Quarter Window Clip

Part No.	0162650
Application	GM 7730788
UOM	^——

Rod Clips

Door Lock Rod Clip

Part No.	0162913
Application	GM 4234830
UOM	^——

Vacuum Caps

Rubber Vacuum Caps

Part No.	0162591
Length	9/16
UOM	^——

For 1/4" O.D.
Tube Inside

Part No.	0162592
Length	9/16
UOM	^——

For 3/16" O.D.
Tube Inside

Part No.	0162602
Length	9/16
UOM	^——

Part No.	0162603
Length	31/32
UOM	^——

For 3/8" O.D.
Tube Inside

Part No.	0162610
Length	1-1/4
UOM	^——

For 5/16" O.D.
Tube Inside

Part No.	0162611
Length	11/16
UOM	^——

For 1/2" O.D.
Tube Inside

Metal Plugs

Flush Sheet Metal Plug

Part No.	0162599
Hole Size	1/2
Head Dia.	7/8"
UOM	^——

For 1/8" O.D.
Tube Inside

Plug Bottoms

Plastic Plug Bottom With Depressed Center

Part No.	0162593
Vendor No.	9288
Hole Size	1/2
UOM	^——

Working Range: .02 - .07"

Sheet Metal Screws

Phillips Oval Head Screws

Part No.	0162699
Finish	Chrome
Diameter	6
Length	3/4
UOM	^——

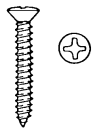

Part No.	0162700
Finish	Chrome
Diameter	6
Length	1
UOM	^——

If its not on our shelf...we'll make it!
Ask the local store to quote your threaded and machined parts.

Sheet Metal Screws

Sheet Metal Screws Cont.

Part No.	0162702
Finish	Chrome
Diameter	8
Head Dia.	6
Length	1/2
UOM	^——

Part No.	0162701
Finish	Chrome
Diameter	8
Head Dia.	6
Length	3/4
UOM	^——

Part No.	0162703
Finish	Chrome
Diameter	8
Length	3/4
UOM	^——

Part No.	0162697
Finish	Chrome
Diameter	8
Head Dia.	6
Length	1
UOM	^——

Part No.	0162704
Finish	Chrome
Diameter	8
Length	1
UOM	^——

Part No.	0162696
Finish	Chrome
Diameter	8
Head Dia.	6
Length	1-1/4
UOM	^——

Part No.	0162698
Finish	Chrome
Diameter	10
Head Dia.	8
Length	3/4
UOM	^——

Part No.	0162705
Finish	Chrome
Diameter	10
Length	3/4
UOM	^——

Part No.	0162706
Finish	Chrome
Diameter	10
Head Dia.	8
Length	1
UOM	^——

Part No.	0162707
Finish	Chrome
Diameter	10
Length	1
UOM	^——

Part No.	0162752
Finish	Black Oxide
Diameter	6
Length	3/4
UOM	^——

Part No.	0162753
Finish	Black Oxide
Diameter	6
Length	1
UOM	^——

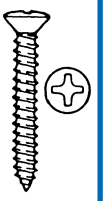

Part No.	0162714
Finish	Black Oxide
Diameter	8
Length	1/2
Head Dia.	6
UOM	^——

Part No.	0162715
Finish	Black Oxide
Diameter	8
Length	3/4
UOM	^——

Part No.	0162716
Finish	Black Oxide
Diameter	8
Length	3/4
UOM	^——

Part No.	0162717
Finish	Black Oxide
Diameter	8
Length	1
Head Dia.	6
UOM	^——

Part No.	0162719
Finish	Black Oxide
Diameter	8
Length	1-1/4
Head Dia.	6
UOM	^——

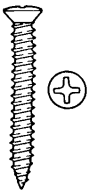

Part No.	0162718
Finish	Black Oxide
Diameter	8
Length	1
UOM	^——

Part No.	0162724
Finish	Black Oxide
Diameter	10
Length	3/4
Head Dia.	8
UOM	^——

Part No.	0162723
Finish	Black Oxide
Diameter	10
Length	3/4
UOM	^——

Part No.	0162726
Finish	Black Oxide
Diameter	10
Length	1
UOM	^——

Part No.	0162725
Finish	Black Oxide
Diameter	10
Length	1
UOM	^——

Phillips Pan Head Screws

Part No.	0162736
Finish	Black Oxide
Diameter	6
Length	1/2
UOM	^——

Part No.	0162720
Finish	Black Oxide
Diameter	8
Length	1/2
UOM	^——

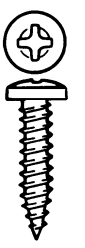

Part No.	0162721
Finish	Black Oxide
Diameter	8
Length	3/4
UOM	^——

Sheet Metal Screws Cont.

Part No.	0162722
Finish	Black Oxide
Diameter	8
Length	1
UOM	^——

Part No.	0162754
Finish	Black Oxide
Diameter	8
Length	1-1/2
UOM	^——

Part No.	0162737
Finish	Black Oxide
Diameter	10
Length	1/2
UOM	^——

Part No.	0162738
Finish	Black Oxide
Diameter	10
Length	3/4
UOM	^——

Part No.	0162739
Finish	Black Oxide
Diameter	10
Length	1
UOM	^——

Phillips Flat Washer Head Screws

Part No.	0162742
Finish	Black E-Coat
Diameter	#8
Length	1/2"
Head O.D.	13/32"
UOM	^——

Part No.	0162743
Finish	Black E-Coat
Diameter	#8
Length	5/8"
Head O.D.	13/32"
UOM	^——

Part No.	0162744
Finish	Black E-Coat
Diameter	#8
Length	3/4"
Head O.D.	13/32"
UOM	^——

Part No.	0162745
Finish	Black E-Coat
Diameter	#8
Length	1"
Head O.D.	13/32"
UOM	^——

Part No.	0162746
Finish	Black E-Coat
Diameter	#8
Length	1–1/4"
Head O.D.	13/32"
UOM	^——

Part No.	0162747
Finish	Black E-Coat
Diameter	#8
Length	1–1/2"
Head O.D.	13/32"
UOM	^——

Part No.	0162756
Finish	Black E-Coat
Diameter	#10
Length	3/4"
Head O.D.	15/32"
UOM	^——

Part No.	0162757
Finish	Black E-Coat
Diameter	#10
Length	1"
Head O.D.	15/32"
UOM	^——

Phillips Washer Head Screws

Part No.	0162759
Finish	Black Phosphate
Diameter	#8
Length	3/4"
Head O.D.	31/64"
UOM	^——

Part No.	0162740
Finish	Black Oxide
Diameter	M4.2
Length	20 mm
Head O.D.	11 mm
UOM	^——

Phillips Truss Head Screws

Part No.	0162772
Finish	Black Oxide
Diameter	M4.8 (#14)
Thread Pitch	1.61
Length	16 mm (5/8")
Head O.D.	11 mm (7/6")
UOM	^——

Part No.	0162774
Finish	Black Phosphate
Diameter	M4.8
Thread Pitch	1.6
Length	15mm
Head O.D.	14mm
UOM	^——

Phillips Truss Head Screw

Part No.	0162770
Finish	Zinc & Yellow
Diameter	M6
Thread Pitch	1.81
Length	15mm
Head O.D.	13mm
UOM	^——

Slotted Hex Washer Head Screws

Part No.	0162775
Finish	Black E-Coat
Diameter	#14
Length	3/4"
Head O.D.	1/2"
Hex	3/8"
UOM	^——

Part No.	0162767
Finish	Black E-Coat
Diameter	#14 (1/4")
Length	5/8"
Head O.D.	5/8"
Hex	5/16"
UOM	^——

Phillips Oval Head Screws

Part No.	0162708
Finish	Chrome
Diameter	8
Head Dia.	6
Length	3/4
UOM	^——

Phillips Oval Head Screw

Part No.	0162709
Finish	Chrome
Diameter	8
Head Dia.	6
Length	1
UOM	^——

Phillips Oval Head Screws

Part No.	0162710
Finish	Chrome
Diameter	8
Head Dia.	6
Length	1-1/4
UOM	^——

Part No.	0162712
Finish	Chrome
Diameter	10
Head Dia.	8
Length	3/4
UOM	^——

If its not on our shelf...we'll make it!
Ask the local store to quote your threaded and machined parts.

SEMS SHEET METAL SCREWS, SEMS/TEKS SELF DRILLING SCREWS

Sems Sheet Metal Screws

Part No.	0162713
Finish	Chrome
Diameter	10
Head Dia.	8
Length	1
UOM	^——

Part No.	0162711
Finish	Chrome
Diameter	8
Head Dia.	6
Length	7/8
UOM	^——

Part No.	0162731
Finish	Phosphate
Diameter	8
Length	3/4
Head Dia.	6
UOM	^——

Part No.	0162732
Finish	Phosphate
Diameter	8
Length	1
Head Dia.	6
UOM	^——

Part No.	0162733
Finish	Phosphate
Diameter	8
Length	1-1/4
Head Dia.	6
UOM	^——



Part No.	0162734
Finish	Phosphate
Diameter	10
Length	3/4
Head Dia.	8
UOM	^——

Part No.	0162735
Finish	Phosphate
Diameter	10
Length	1
Head Dia.	8
UOM	^——

Part No.	0162758
Finish	Black Oxide
Diameter	8
Length	1
Head Dia.	6
UOM	^——

Phillips Pan Head Screw

Part No.	0162755
Finish	Black Phosphate
Diameter	#8
Length	3/4"
O.D.	1/2"
UOM	^——

Phillips Truss Head Screw

Part No.	0162777
Application	Honda 90114-SE0-000
Finish	Black E-Coat
Diameter	M4.8
Thread Pitch	1.61
Length	19mm
O.D.	16mm
UOM	^——

Part No.	0162768
Finish	Zinc & Yellow
Diameter	M6.3
Length	20
Thread Pitch	1.81
UOM	^——

Hex Head Screws

Part No.	0162751
Application	GM 11503396 GM 11503483
Finish	Black Phosphate
Diameter	M4.2
Thread Pitch	1.41
Length	20mm
O.D.	12mm
Hex	7mm
UOM	^——

Part No.	0162750
Application	GM 11504056 GM 11513801
Finish	Black Phosphate
Diameter	M4.2
Thread Pitch	1.41
Length	20mm
O.D.	12mm
Hex	7mm
UOM	^——

Part No.	0162763
Application	GM 11500434 GM 11503892
Finish	Black Phosphate
Diameter	M4.2
Thread Pitch	1.41
Length	20mm
O.D.	16mm
Hex	7mm
UOM	^——

Part No.	0162749
Application	GM 11505022
Finish	Black Phosphate
Diameter	M6.3
Thread Pitch	1.81
Length	20mm
O.D.	17mm
Hex	10mm
UOM	^——

Part No.	0162748
Application	GM 11500996 GM 11505023
Finish	Black Phosphate
Diameter	M6.3
Thread Pitch	1.81
Length	25mm
O.D.	17mm
Hex	10mm
UOM	^——

Sems Self Drilling Screws

Hex Head Screw

Part No.	0162765
Finish	Black Phosphate
Diameter	M4.2
Thread Pitch	1.41
Length	20mm
Hex	7mm
O.D.	12mm
UOM	^——

Teks Self Drilling Screws

Phillips Washer Head Screws

Part No.	0162762
Finish	Chrome
Diameter	8
Length	1/2
Head O.D.	13/32"
UOM	^——

Part No.	0162741
Finish	Zinc
Diameter	8
Length	1/2
Head O.D.	7/16"
UOM	^——

Phillips Washer Head Screw

Part No.	0162764
Finish	Black Oxide
Diameter	#8
Length	1/2"
Head O.D.	7/16"
UOM	^——

Phillips Round Washer Head Screw

Part No.	0162773
Finish	Phosphate
Diameter	#8
Length	3/4"
Head O.D.	7/16"
UOM	^——

Sems Teks Self Drilling Screws

Phillips Oval Head Screws

Part No.	0162727
Finish	Chrome
Diameter	8
Head Dia.	6
Length	3/4
UOM	^——

Part No.	0162728
Finish	Chrome
Diameter	8
Head Dia.	6
Length	1
UOM	^——

Sems Teks Self Drilling Screws Cont.

Part No.	0162729
Finish	Phosphate
Diameter	8
Length	3/4
UOM	^—

Part No.	0162730
Finish	Phosphate
Diameter	8
Length	1
UOM	^—



License Plate Screws

Slotted Truss Screw

Part No.	0162766
Finish	Black E-Coat
Diameter	#14
Length	3/4"
UOM	^—

Slotted Round Washer Head Screw

Part No.	0162760
Finish	Zinc
Diameter	M6
Thread Pitch	1.0
Length	16mm
UOM	^—

Hex Slotted Head Screw

Part No.	0162822
Application	Chrysler 34201287 AMC 8934201287
Plating	Zinc
Diameter	M6
Thread Pitch	1.0
Length	20mm
Hex	10mm
O.D.	13mm
UOM	^—

Hex Flange Screw

Part No.	0162771
Finish	Zinc & Clear
Diameter	M6
Thread Pitch	1.0
Length	16mm
Flange O.D.	14mm (9/16")
Hex	10mm
UOM	^—

Class 10.9

Phillips Pan Head Screw

Part No.	0162776
Finish	Black E-Coat
Diameter	M6
Thread Pitch	1.0
Length	20mm
UOM	^—

Phillips Hex Washer Head Screw

Part No.	0162769
Finish	Zinc & Yellow Dichromate
Diameter	M6(1/4")
Thread Pitch	1.81 (14)
Length	20mm
O.D.	12mm (1/2")
Hex	10mm
UOM	^—

Dealer License Plate Screws

Thumb Screw

Part No.	0162761
Diameter	#14
Length	1/2"
UOM	^—

Body Bolts

Hex Washer Head Body Bolt

Part No.	0162797
Application	GM 11504982
Plating	Phosphate
Diameter	M8
Thread Pitch	1.25
Length	35mm
Hex	13mm
O.D.	17mm
UOM	^—

Sems Body Bolts

Hex Head Body Bolts

Part No.	0162800
Application	GM 11502941 GM 11506174
Plating	Phosphate
Diameter	M6
Thread Pitch	1.0
Length	20mm
Hex	10mm
O.D.	17mm
UOM	^—

Part No.	0162790
Application	GM 11503834 GM 20351035
Plating	Phosphate
Diameter	M6
Thread Pitch	1.0
Length	25mm
Hex	10mm
O.D.	17mm
UOM	^—

Part No.	0162791
Application	GM 11503982
Plating	Phosphate
Diameter	M6
Thread Pitch	1.0
Length	25mm
Hex	10mm
O.D.	24mm
UOM	^—

Part No.	0162812
Plating	Phosphate
Diameter	M6
Thread Pitch	1.0
Length	30mm
Hex	24mm
O.D.	24mm
UOM	^—

Part No.	0162826
Application	GM 11505044
Plating	Phosphate
Diameter	M6
Thread Pitch	1.0
Length	35mm
Hex	10mm
O.D.	17mm
UOM	^—

Part No.	0162786
Plating	Phosphate
Diameter	5/16"
Thread Pitch	18
Length	1"
Hex	1/2"
O.D.	7/8"
UOM	^—

Part No.	0162810
Application	GM 11503619
Plating	Phosphate
Diameter	M8
Thread Pitch	1.25
Length	25mm
Hex	13mm
O.D.	24mm
UOM	^—

Part No.	0162811
Application	GM 11501188
Plating	Phosphate
Diameter	M8
Thread Pitch	1.25
Length	30mm
Hex	13mm
O.D.	24mm
UOM	^—

Part No.	0162784
Application	GM 3986997 GM 14011722
Plating	Phosphate
Diameter	3/8"
Thread Pitch	16
Length	1"
Hex	9/16"
O.D.	1"
UOM	^—



Part No.	0162813
Plating	Phosphate
Diameter	M10
Thread Pitch	1.5
Length	30mm
Hex	15mm
O.D.	29mm
UOM	^—



Various Bolts, Hood Adj. Bolt & Bumper, Nuts

Sems Body Bolts Cont.

Part No.	0162785
Application	GM 407217 GM 1564180
Plating	Phosphate
Diameter	3/8"
Thread Pitch	16
Length	1–1/2"
Hex	9/16"
O.D.	1–1/8"
UOM	^—

Part No.	0162787
Application	GM 11501193
Plating	Phosphate
Diameter	M10
Thread Pitch	1.5
Length	40mm
Hex	15mm
O.D.	29mm
UOM	^—

Part No.	0162793
Application	Chrysler 6100539
Plating	Phosphate
Diameter	M5
Thread Pitch	0.8
Length	20mm
Hex	8mm
O.D.	12mm
UOM	^—

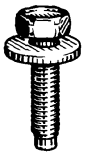

Part No.	0162792
Application	Ford N-606676-S2 Ford N-606676-S100
Plating	Phosphate
Diameter	M6
Thread Pitch	1.0
Length	22mm
Hex	8mm
O.D.	19mm
UOM	^—

Part No.	0162783
Plating	Parkerized
Diameter	1/4"
Thread Pitch	20
Length	7/8"
Hex	7/16"
O.D.	3/4"
UOM	^—

Part No.	0162781
Application	Chrysler 6025329
Plating	Phosphate
Diameter	1/4"
Thread Pitch	20
Length	1"
Hex	7/16"
O.D.	5/8"
UOM	^—

Part No.	0162795
Application	Ford N606677-S36
Plating	Zinc & Yellow
Diameter	M6
Thread Pitch	1.0
Length	28mm
Hex	8mm
O.D.	19mm
UOM	^—

Part No.	0162794
Application	GM 11503800
Plating	Black Polyseal
Diameter	M6
Thread Pitch	1
Length	20mm
Hex	10mm
O.D.	13mm
UOM	^—

Part No.	0162782
Plating	Phosphate
Diameter	5/16"
Thread Pitch	18
Length	13/16"
Hex	1/2"
O.D.	41/64"
UOM	^—

Part No.	0162796
Application	GM 11503632
Plating	Black Polyseal
Diameter	M8
Thread Pitch	1.25
Length	25mm
Hex	13mm
O.D.	17mm
UOM	^—

Bumper Bolt

Capped Pan Head Bolt

Part No.	0162825
Application	GM 14003784
Material	Stainless Steel
Plating	Zinc
Diameter	M8
Thread Pitch	1.25
Length	25mm
O.D.	19mm
UOM	^—

Carriage Bolts

Capped Bolts

Part No.	0162779
Material	Stainless Steel
Plating	Zinc
Diameter	7/16"
Thread Pitch	14
Length	1–1/4"
O.D.	31/32"
UOM	^—

Part No.	0162780
Material	Stainless Steel
Plating	Zinc
Diameter	1/2"
Thread Pitch	13
Length	1–1/2"
O.D.	1–3/32"
UOM	^—

Truck Mirror Mounting Bracket Bolt

Hex Washer Head Bolt

Part No.	0162815
Application	GM 474821 GM 14007511 GM 367291
Plating	Zinc
Diameter	1/4"
Thread Pitch	20
Length	1–1/4"
Hex	3/8"
O.D.	5/8"
UOM	^—

Nylon Washer

Hood Adjusting Bolt & Bumper

Hood Adjusting Bolt & Bumper

Part No.	0162778
Application	GM 400765
Diameter	5/16"
Length	2-1/8"
UOM	^—

Nuts

Spin Lock Nut With Serrations

Part No.	0162821
Plating	Zinc
Diameter	M6
Thread Pitch	1.0
UOM	^—

Large Flange Spin Lock Nut With Serrations

Part No.	0162814
Plating	Phosphate
Diameter	M6
Thread Pitch	1.0
UOM	^—

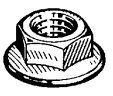

Standard Flange Spin Lock Nuts With Serrations

Part No.	0162823
Plating	Zinc
Diameter	M8
Thread Pitch	1.25
UOM	^—

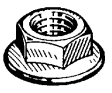

Part No.	0162820
Plating	Zinc
Diameter	M10
Thread Pitch	1.25
UOM	^—

Hex Flange Nuts

Part No.	0162788
Application	GM 11501889 GM 11502609 GM 11507036
Plating	Phosphate
Diameter	M8
Thread Pitch	1.25
UOM	^—

Nuts Cont.

Part No.	0162789
Application	GM 11501850
Plating	Phosphate
Diameter	M10
Thread Pitch	1.5
UOM	^——

Free Spinning Washer Nuts

Part No.	0162824
Application	Ford N802775-S36
Plating	Zinc & Yellow
Diameter	M5
Thread Pitch	.8
UOM	^——

Part No.	0162816
Application	Ford N621903
Plating	Phosphate
Diameter	M5
Thread Pitch	.8
UOM	^——

Part No.	0162798
Application	GM 11505329 GM 11503752 Ford: N90100001
Plating	Phosphate
Diameter	M6
Thread Pitch	1.0
UOM	^——

Part No.	0162817
Application	Chrysler 6100048
Plating	Phosphate
Diameter	M6
Thread Pitch	1.0
UOM	^——

Part No.	0162799
Application	GM 11503754 GM 11503756
Plating	Phosphate
Diameter	M6
Thread Pitch	1
UOM	^——

Part No.	0162818
Application	GM 11501800
Plating	Phosphate
Diameter	M8
Thread Pitch	1.25
UOM	^——

Part No.	0162819
Application	GM 11503695 Ford N621940
Plating	Phosphate
Diameter	M8
Thread Pitch	1.25
UOM	^——

Jack Nuts

Part No.	0162808
Plating	Zinc
Diameter	#10
Thread Pitch	24
UOM	^——

Part No.	0162809
Plating	Zinc
Diameter	1/4"
Thread Pitch	20
UOM	^——

Mirror Mounting Jack Nut

Part No.	0162801
Application	GM 367292 Chrysler 6031438
Plating	Zinc w/ Sealer
Diameter	1/4"
Thread Pitch	20
UOM	^——

Roof Rack Mounting Jack Nut

Part No.	0162802
Application	GM 14007940
Plating	Zinc w/ Raintite
Diameter	M6
Thread Pitch	1.0
UOM	^——

Luggage Rack Well Nuts

Part No.	0162804
Diameter	#10
Thread Pitch	32
Grip	.015"–.192"
UOM	^——

Part No.	0162806
Diameter	#10
Thread Pitch	32
Grip	1/32"–15/64"
UOM	^——

Part No.	0162805
Diameter	#10
Thread Pitch	32
Grip	.312"–.643"
UOM	^——

Part No.	0162803
Diameter	1/4"
Thread Pitch	20
Grip	1/64"–7/64"
UOM	^——

Well Nut

Part No.	0162807
Diameter	1/4"
Thread Pitch	20
Grip	1/32"–3/16"
UOM	^——

Stud Tubular Nuts

Part No.	0162827
Stud	1/8"
Panel Range	.030"–.036"
UOM	^——

For 3/16"

Part No.	0162837
Stud	1/4"
Panel Range	.034"–.040"
UOM	^——

For 9/32"

Thread Cutting Nuts

Part No.	0162832
Plating	Zinc
Stud	3/16"
Hex	3/8"
O.D.	1/2"
UOM	^——

Part No.	0162829
Plating	Zinc
Stud	1/4"
Hex	7/16"
O.D.	19/32"
UOM	^——

Part No.	0162833
Plating	Zinc
Stud	1/4"
Hex	7/16"
O.D.	11/16"
UOM	^——

Part No.	0162864
Plating	Zinc
Stud	5/16"
Hex	7/8"
O.D.	7/8"
UOM	^——

Part No.	0162828
Plating	Zinc
Stud	3/16"
Hex	3/8"
O.D.	5/8"
UOM	^——

Part No.	0162874
Plating	Phosphate
Stud	5mm
Hex	10mm
O.D.	15mm
UOM	^——

Part No.	0162875
Plating	Zinc
Stud	6.3mm
Hex	11mm
O.D.	18mm
UOM	^——

Radiator Grille Nut

Part No.	0162893
Application	GM 15686142
Screw Size	#8
UOM	^——

Headlight Bezel Nuts

Part No.	0162850
Application	GM 380382
Screw Size	#6 or #8
UOM	^——

Part No.	0162870
Application	GM 3919773
Screw Size	#8
UOM	^——

If its not on our shelf...we'll make it!
Ask the local store to quote your threaded and machined parts.

Nuts, Spring Nuts

Nuts Cont.

Headlight Nuts

Part No.	0162879
Application	GM 347347
Screw Size	#8
UOM	^——

Part No.	0162882
Application	GM 14013246
Screw Size	#8
UOM	^——

Grille Retainer & Cow Vent Nut

Part No.	0162883
Application	GM 12337852 GM 1556279 GM 21035018
Screw Size	#8 or #10
UOM	^——

Grille Nut

Part No.	0162881
Application	GM
Screw Size	#8 or #10
UOM	^——

Headlight & Grille Nut

Part No.	0162851
Application	Ford 379830-S
Screw Size	#8 or #10
UOM	^——

Natural Nylon Nuts

Part No.	0162886
Application	Honda 75521-611-0000 Mazda 9991-00-601 Nissan 96706-P0105 Toyota 90189-06010
Screw Size	#10
UOM	^——

Part No.	0162880
Application	Toyota 90189-05013 Mitsubishi MS-480002
Screw Size	#10
UOM	^——

License Plate Nuts

Part No.	0162871
Application	GM 4755299 GM 3907444
Screw Size	1/4" (#14)
UOM	^——

Part No.	0162841
Application	GM 4755299
Screw Size	1/4" (#14)
UOM	^——

Part No.	0162834
Application	GM 1196781
Screw Size	Auveco Screw #5307
UOM	^——

Part No.	0162865
Application	Ford 380707-S
Screw Size	#14
UOM	^——

Spring Nuts

"J" Type Cage Nuts

Part No.	0162838
Screw Size	1/4"
Thread Pitch	20
Hole Center To End	1/2"
Panel Range	.032"–.093"
UOM	^——

Part No.	0162839
Screw Size	5/16"
Thread Pitch	18
Hole Center To End	15/32"
Panel Range	.087"–.093"
UOM	^——

Black Nylon U Nut

Part No.	0162889
Application	Toyota 53879-14010-A Toyota 53879-14020
Screw Size	#10
Hole Center To End	11mm (7/16")
Panel Range	Up to 1mm (1/32")
UOM	^——

"U" Spring Nuts

Part No.	0162857
Screw Size	#6
Hole Center To End	3/8"
Panel Range	.025"–.125"
UOM	^——

Part No.	0162853
Application	GM 9424837 Ford 381818-S2
Screw Size	#8
Hole Center To End	3/8"
Panel Range	.025"–.150"
UOM	^——

Part No.	0162858
Screw Size	#8
Hole Center To End	3/8"
Panel Range	.025"–.125"
UOM	^——

Part No.	0162852
Application	GM 9440178 GM 11504531 Ford 381863-S2
Screw Size	#8
Hole Center To End	5/8"
Panel Range	.025"–.150"
UOM	^——

Part No.	0162859
Screw Size	#10
Hole Center To End	13/32"
Panel Range	.025"–.125"
UOM	^——

Part No.	0162892
Screw Size	#10
Hole Center To End	9/16"
Panel Range	.025"–.150"
UOM	^——

Part No.	0162860
Screw Size	#14
Hole Center To End	3/8"
Panel Range	.025"–.125"
UOM	^——

Part No.	0162891
Application	GM 152273
Screw Size	#10
Thread Pitch	24
Hole Center To End	15/32"
Panel Range	.025"–.125"
UOM	^——

Part No.	0162840
Application	GM 1480627 GM 1494252
Screw Size	1/4"
Thread Pitch	20
Hole Center To End	17/32"
Panel Range	.025"–.150"
UOM	^——

Part No.	0162878
Application	GM 1016937 GM 11503957 Ford N623332
Screw Size	M6
Thread Pitch	1.0
Hole Center To End	13.5mm (17/32")
Panel Range	.8mm–4.0mm (.030"–.160")
UOM	^——

Part No.	0162866
Application	GM 9433043 GM 11500658
Screw Size	M6.3
Thread Pitch	1.0
Hole Center To End	13.5mm (17/32")
Panel Range	.8mm–4.0mm (.030"–.160")
UOM	^——

Part No.	0162855
Application	Ford 45264 Chrysler 6023171
Screw Size	5/16"
Thread Pitch	18
Hole Center To End	9/16"
Panel Range	.025"–.150"
UOM	^——

Part No.	0162867
Application	GM 11500660 GM 11502617 Ford N623333-S2
Screw Size	M8
Thread Pitch	1.25
Hole Center To End	14.5mm (9/16")
Panel Range	.8mm–4mm (.030"–.160")
UOM	^——

Part No.	0162854
Application	Ford 45267
Screw Size	1/4"
Thread Pitch	20
Hole Center To End	25/32"
Panel Range	.025"–.150"
UOM	^——

Spring Nuts Cont.

Part No.	0162877
Application	GM 11503715 GM 11508241
Screw Size	M6
Thread Pitch	1.0
Hole Center To End	19.5mm (25/32")
Panel Range	34mm–4.0mm (.015"–.160"
UOM	^—

Part No.	0162842
Application	GM 1494258 Ford 379831-S
Screw Size	5/16"
Thread Pitch	18
Hole Center To End	27/32"
Panel Range	.025"–.150"
UOM	^—

Part No.	0162868
Application	GM 11500661 GM 11503317 GM 11516150 Ford N623343
Screw Size	M8
Thread Pitch	1.25
Hole Center To End	20mm (13/16")
Panel Range	.8mm–4.5mm (.030"–.170")
UOM	^—

Part No.	0162869
Application	GM 11500662 GM 22531616
Screw Size	M10
Thread Pitch	1.5
Hole Center To End	19mm (3/4")
Panel Range	1mm - 6mm (.040"–.230")
UOM	^—

Part No.	0162856
Application	Ford: 45269
Screw Size	3/8"
Thread Pitch	16
Hole Center To End	1–1/8"
Panel Range	.050"–.200"
UOM	^—

Shims

Slot Shims

Part No.	0162835
Plating	Zinc
Length	1"–1/8"
Width	1"–1/8"
Thickness	1/16"
Width between Slots	1/2"
UOM	^—

Part No.	0162836
Plating	Zinc
Length	1"–1/8"
Width	1"–1/8"
Thickness	1/8"
Width between Slots	1/2"
UOM	^—

Part No.	0162830
Plating	Zinc
Length	1–1/4"
Width	1–1/16"
Thickness	1/16"
Width between Slots	3/8"
UOM	^—

Part No.	0162831
Plating	Zinc
Length	1–1/4"
Width	1–1/16"
Thickness	1/16"
Width between Slots	3/8"
UOM	^—

Grommets

Grille & Side Marker Light Grommet

Part No.	0162894
Application	Ford N807994-S
Material	Nylon
UOM	^—

Screw Grommets

Part No.	0162885
Application	Honda 90672-671-8110M1 Toyota 90189-04013
Screw Size	#6
UOM	^—

Fits Into 7mm x 7mm Hole

Part No.	0162888
Application	Honda 90661-SC7-0030 Mazda H001-50-841 Mitsubishi MS-480012 Nissan 01651-00481 Toyota 90189-06042
Screw Size	#8
UOM	^—

Fits Into 8mm x 8mm Hole

Part No.	0162887
Application	Nissan 01281-00023 Toyota 90189-06001 Mitsubishi MB-098145
Screw Size	#10
UOM	^—

Fits Into 8.5mm x 8.5mm Hole

Part No.	0162884
Application	Toyota 90189-06013
Material	Nylon
UOM	^—

Fits Into 8mm x 8mm Hole

Fender Liner Grommet Screw Grommet

Part No.	0162895
Application	Toyota 90189-06028 GM 94854203
Screw Size	#12
UOM	^—

Fits Into 9mm x 9mm Hole

Rivets

Nylon Rivets

Part No.	0162903
Application	Chrysler 6503800 VW 175-853-57701C GM 20432975
Diameter	13/64" (5mm)
Grip	1/8"–15/64"
Flange O.D.	15/64"
UOM	^—

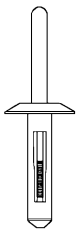

Part No.	0162907
Vendor No.	13755
Application	Chrysler 6500898
Diameter	13/64" (5mm)
Grip	15/64"–25/64"
Flange O.D.	15/32"
UOM	^—

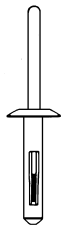

Part No.	0162908
Application	GM 10036503
Diameter	15/64"
Grip	5/32"–5/16"
Flange O.D.	15/32"
UOM	^—

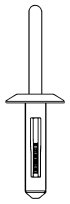

Part No.	0162905
Application	Chrysler 6501559 GM 20452072 Ford N803862-S
Diameter	1/4"
Grip	5/32"–13/32"
Flange O.D.	1/2"
UOM	^—

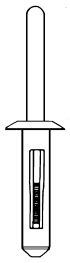

Part No.	0162904
Application	Chrysler 6500911 GM 14063981 Ford N803043-S
Diameter	1/4"
Grip	5/32"–13/32"
Flange O.D.	21/32"
UOM	^—

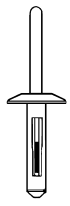

Part No.	0162925
Application	Chrysler 34201631
Diameter	1/4"
Grip	5/32"–3/8"
Flange O.D.	11/16"
UOM	^—

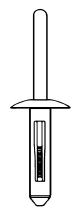

Part No.	0162906
Application	GM 20433026 VW 175-853-577A
Diameter	17/64"
Grip	3/32"–3/16"
Flange O.D.	23/32"
UOM	^—

"Peel Type" Rivets

Part No.	0162916
Application	GM 9436175 Ford 385189-S100 Chrysler 6031115
Diameter	1/4"
Grip	1/32"–9/64"
Flange O.D.	1/2"
UOM	^—

If its not on our shelf...we'll make it!
Ask the local store to quote your threaded and machined parts.

Rivets, Hinge Pins, Screw Assemblies

Rivets Cont.

Part No.	0162917
Application	GM 9437938 Ford 385323-S100 Chrysler 6031091
Diameter	1/4"
Grip	33/64"–19/32"
Flange O.D.	1/2"
UOM	^——

Part No.	0162902
Application	GM 1233815 GM 20184399 Ford 389268-S100
Diameter	1/4"
Grip	11/16"–3/4"
Flange O.D.	1/2"
UOM	^——

Windshield Side Rail Rivet

Part No.	0162915
Application	Ford N805759-S100
Color	Black
Material	Aluminum
Diameter	1/8"
Grip	1/8"–3/6"
Flange O.D.	3/8"
UOM	^——

Wheel House Moulding Attachment Rivet

Part No.	0162921
Application	VW N900-845-01
Color	Black
Material	Aluminum Rivet / Steel Mandrel
Diameter	5/32"
Grip	1/4"–3/8"
Flange O.D.	15/32"
UOM	^——

Bumper & Wheel House Aluminum Rivet

Part No.	0162929
Application	Volvo 979878-6
Color	Black
Material	Aluminum Rivet & Mandrel
Diameter	5/32" (4mm)
Grip	1/8"–[11:32]" (3mm–8.5mm)
Flange O.D.	15/32" (12mm)
UOM	^——

Black Polyethylene Coating

Aluminum Rivet

Part No.	0162923
Application	Ford 390428-S100
Material	Aluminum Rivet & Mandrel
Diameter	3/16"
Grip	3/8"–1/2"
Flange O.D.	3/8"
UOM	^——

Moulding Attachment Rivet

Part No.	0162918
Application	GM 10125439
Material	Aluminum
Diameter	3/16"
Grip	3/64"–11/32"
Flange O.D.	3/8"
UOM	^——

Wheel House Moulding & General Purpose

Part No.	0162922
Application	GM 25618730 Ford N805592-S100
Color	Black
Diameter	3/16
Grip	3/64"–15/64"
Flange O.D.	7/16"
UOM	^——

Fascia Bumper

Part No.	0162909
Application	Ford 388664-S100
Color	Black
Material	Aluminum
Diameter	3/16
Grip	3/8"–1/2"
Flange O.D.	9/16"
UOM	^——

Klik -Split® Window and Door Rivets

Requires nosepiece No. 96028 when using the Marson/Creative Big Daddy®(39031) hand tool.

Part No.	Reference No.	Pkg. Qty.	Description	Grip Range	Material Rivet /Mandrel	Flange Dia.	Hole Dia.	Application
0125996	52374	500	Window Regulator Rivet	.140-.187	Alum/Steel	.250	.500	GM 9437486
0125997	52375	500	Door Handle Rivet	.090-.115	Alum/Steel	.250	.500	Ford 388047-S102

Front Door Handle & Door Lock Actuator

Part No.	0162926
Application	Ford N804193-S100 GM 9441592 GM 15672713
Color	Black
Diameter	1/4"
Grip	3/32"–9/64"
Flange O.D.	3/4"
UOM	^——

Bumper Assembly

Part No.	0162901
Application	Ford 388442-S100
Color	Black
Material	Steel
Diameter	1/4
Grip	1/8"–1/4"
Flange O.D.	3/4"
UOM	^——

Bumper Cover & License Plate Bracket

Part No.	0162924
Application	Chrysler 6035201 Ford N806830-S100
Color	Black
Material	Aluminum
Diameter	1/4
Grip	3/16"–3/8"
Flange O.D.	11/16"
UOM	^——

Hinge Pins

Door Hinge Pins

Part No.	0162930
Application	GM 15591860
Length	5–1/4"
Pin Dia.	11/32"
Shoulder O.D.	3/8"
Head O.D.	9/16"
UOM	^——

Part No.	0162912
Application	GM 6271989 GM 20046147
Plating	Phosphate
Length	4-1/16
Pin Dia.	11/32"
Head O.D.	9/16"
UOM	^——

Screw Assemblies

Headlight Adjusting Screw Assemblies

Part No.	0162898
Application	GM 343543 GM 343555 GM 354076 GM 362379 15705372
Diameter	1/4
Thread Pitch	20
Length	2
UOM	^——

Part No.	0162897
Application	GM 5949838
UOM	^——

Bushings

Door Hinge Bushing

Part No.	0162910
Application	GM 9721917 Ford D1AZ-6522841A
I.D.	11/32"
O.D.	27/64"
Length	19/64"
Flange O.D.	19/32"
UOM	^—

Splined Door Hinge Bushings

Part No.	0162911
Application	GM 20429500
I.D.	11/32"
O.D.	31/64"
Length	23/64"
Flange O.D.	19/32"
UOM	^—

Part No.	0162919
Application	GM 12338074 GM 15691493 GM 15694971 GM 16632193
I.D.	11/32"
O.D.	1/2"
Length	23/64"
Flange O.D.	43/64"
UOM	^—

Part No.	0162920
Application	GM 15562609 GM 15964972 GM 1663292
I.D.	25/64"
O.D.	17/32"
Length	23/64"
Flange O.D.	11/16"
UOM	^—

Panel Fasteners

Trim Panel Fastener

Part No.	0162900
Application	Chrysler 4114785
Plating	Zinc
UOM	^—

Door Trim Panel Fastener

Part No.	0162899
Application	Ford 383033-S101
UOM	^—

Grille To Fascia Fastener

Part No.	0162928
Application	Chrysler 4676356
Plating	Phosphate
UOM	^—

Cable Straps

Releasable Cable Strap

Part No.	0162619
Application	Honda 90672-SA0-0030 Mazda 9928-91-053
Length	140 mm (5–1/2")
Maximum Bundle Diameter	30 mm (1–3/16")
UOM	^—

Fits into 7 mm Hole

Double End Studs

Double End Studs
Black Oxide
Unequal Thread Length
Coarse and Fine Thread
Round Shank

Part No.	Dia.	Overall Lgth.	Thread Pitch A	Thread Pitch B	Thread Lgth. A	Thread Lgth. B	UOM /Ea
11105067	5/16	1.25"	24	18	5/8	1/2	^—
11105068	5/16	1-1/2"	24	18	3/4	9/16	—
11105069	5/16	2"	24	18	1	5/8	—
11105070	3/8	1.5"	24	16	3/4	1/2	—
11105071	3/8	1-3/4"	24	16	1	9/16	—
11105072	3/8	2"	24	16	1 1/16	5/8	—
11105073	3/8	2-1/4"	24	16	1 1/4	1/2	—
11105074	3/8	2-1/2"	24	16	1 1/2	5/8	—
11105075	3/8	3"	24	16	2	5/8	—
11105076	7/16	1-3/4"	20	14	7/8	3/4	—
11105077	7/16	2"	20	14	15/16	3/4	—
11105078	7/16	2-1/4"	20	14	11/16	13/16	—
11105079	7/16	2-1/2"	20	14	1	7/8	—
11105080	7/16	2-3/4"	20	14	1 11/16	3/4	—
11105081	7/16	3"	20	14	1 13/16	13/16	—
11105082	1/2	2"	20	13	15/16	13/16	—
11105083	1/2	2.25"	20	13	1 1/16	3/4	—
11105084	1/2	2-3/4"	20	13	1 11/16	3/4	—
11105085	1/2	3"	20	13	2	3/4	—

Wheel Studs

7/16"-20 Wheel Studs

Knurl /Hex	Length	Part No.	UOM /Ea
.472"	1-1/2	11100625	^—

Knurl /Hex	Length	Part No.	UOM /Ea
.564"	1-5/16	11100545	^—

Knurl /Hex	Length	Part No.	UOM /Ea
.565"	1-3/4	11100618	^—

1/2"-20 Wheel Studs

Knurl /Hex	Length	Part No.	UOM /Ea
.535"	1-17/32	11100591	^—



Knurl /Hex	Length	Part No.	UOM /Ea
.560"	2	11100615	^—

Knurl /Hex	Length	Part No.	UOM /Ea
.618"	1-15/32	11100774	^—

Knurl /Hex	Length	Part No.	UOM /Ea
.619"	1-21/32	11100659	^—

Knurl /Hex	Length	Part No.	UOM /Ea
.620"	1-5/8	11100603	^—

Knurl /Hex	Length	Part No.	UOM /Ea
.620"	1-15/16	11100788	^—

Knurl /Hex	Length	Part No.	UOM /Ea
.625"	1-5/8	11100579	^—

Knurl /Hex	Length	Part No.	UOM /Ea
.625"	2	11100647	^—

Knurl /Hex	Length	Part No.	UOM /Ea
.667"	1-29/32	11100706	^—

Knurl /Hex	Length	Part No.	UOM /Ea
.673"	1-19/32	11100576	^—

9/16"-18 Wheel Studs

Knurl /Hex	Length	Part No.	UOM /Ea
.677"	3-9/32	11100720	^—

M12-1.25 Wheel Studs

Knurl /Hex	Length	Part No.	UOM /Ea
12.83mm	41.5 mm	11100730	^—

Knurl /Hex	Length	Part No.	UOM /Ea
13.00mm	32 mm	11100663	^—

If its not on our shelf...we'll make it!
Ask the local store to quote your threaded and machined parts.

Wheel Studs, Wheel Bolts, Wheel Nuts

Wheel Studs Cont.

Knurl /Hex	Length	Part No.	UOM /Ea
14.35mm	42 mm	11100787	^—

M12-1.5 Wheel Studs

Knurl /Hex	Length	Part No.	UOM /Ea
12.22mm	36 mm	11100690	^—

Knurl /Hex	Length	Part No.	UOM /Ea
12.30mm	34 mm	11100772	^—

Knurl /Hex	Length	Part No.	UOM /Ea
12.73mm	41.5 mm	11100675	^—

Knurl /Hex	Length	Part No.	UOM /Ea
13.08mm	42 mm	11100750	^—

Knurl /Hex	Length	Part No.	UOM /Ea
13.41mm	51.5 mm	11100775	^—

Knurl /Hex	Length	Part No.	UOM /Ea
14.10mm	28.5 mm	11100674	^—

Knurl /Hex	Length	Part No.	UOM /Ea
14.17mm	44.5 mm	11100726	^—

Knurl /Hex	Length	Part No.	UOM /Ea
14.20mm	40 mm	11100687	^—

Knurl /Hex	Length	Part No.	UOM /Ea
14.22mm	37 mm	11100665	^—

Knurl /Hex	Length	Part No.	UOM /Ea
14.30mm	41.5 mm	11100694	^—

Knurl /Hex	Length	Part No.	UOM /Ea
14.35mm	37.5 mm	11100683	^—

Knurl /Hex	Length	Part No.	UOM /Ea
14.38mm	45 mm	11100818	^—

Knurl /Hex	Length	Part No.	UOM /Ea
14.94mm	41 mm	11100704	^—

Knurl /Hex	Length	Part No.	UOM /Ea
14.99mm	46 mm	11100779	^—

M14-1.5 Wheel Studs

Knurl /Hex	Length	Part No.	UOM /Ea
16.00mm	45.5 mm	11100737	^—

Knurl /Hex	Length	Part No.	UOM /Ea
16.00mm	54.5 mm	11100742	^—

Wheel Bolts

1/2"-20 Wheel Bolts

Knurl /Hex	Length	Part No.	UOM /Ea
3/4"	1	11100542	^—

Wheel Nuts

7/16"-20 Wheel Nuts

Part No.	11100854
Application	Buick 1985-61; Cadillac 1976; Chevrolet 1990-36; Chevrolet /GMC Truck 1991-51, Dodge 1976-61, Holden 1978-72, Jeep 1988-74, Mercury 1977-71, Nissan Truck 67-65, Oldsmobile 1985-61, Plymouth 1976-60, Pontiac 1986-64
Hex	3/4"
Length	9/16
Seat Type	60°
UOM Per UM	

1/2"-20 Wheel Nuts

Part No.	11100940
Application	AMC 1988-68, Chrysler 1970-67, Dodge 1976-67, Dodge Truck 2005-78, Jeep 2002-71, Plymouth 1976-67, Plymouth Truck 1985-78, Volvo 1993-75
Hex	3/4"
Length	1-5/16
Seat Type	60°
UOM Per UM	

Part No.	11100858
Application	AMC 1988-67, Chevrolet/GMC Truck 1971-46, Chrysler 1989-63, DeSoto 61-50, Dodge 1989-56, Dodge Truck 2003-57, Ford Truck 1997-83, Nash 1958-48, Plymouth 1989-56, Plymouth Truck 1985-74, Saab 1987-70, Studebaker 66-34, Volvo 1993-68
Hex	3/4"
Length	9/16
Seat Type	60°
UOM Per UM	

Part No.	11100914
Application	AMC 1983-77, Chrysler 1975, Dodge 1980-74, Ford Truck 2005-83, Mazda Truck 2005-91, Mercury 2005-03, Plymouth 1980-74
Hex	3/4"
Length	1-5/8
Seat Type	60°
UOM Per UM	

Part No.	11100856
Application	AMC 66-50, Buick 91-61, Cadillac 95-38, Checker 80-61, Chevrolet 90-71, Chevy/GMC Truck 97-46, Dodge Truck 93-63, Edsel 60-58, Ford 97-36, Ford Truck 97-61, IH 80-48, Jeep 86-53, Lincoln 97-69, Mercury 97-49, Oldsmobile 90-37, Pontiac 89-37, Rumbler 66-50, Willys 66-53
Hex	13/16"
Length	5/8
Seat Type	60°
UOM Per UM	

Wheel Nuts Cont.

Part No.	11100913
Application	Buick 1990-80, Cadillac 1996-93, Chevrolet/GMC Truck 2002-85, Ford 2005-77, Ford Truck 2005-80, Lincoln 1992-75, Mercury 2005-78, Oldsmobile 1990
Hex	13/16"
Length	15/16
Seat Type	60°
UOM Per UM	

Part No.	11100893
Application	Chevrolet/GMC Truck 1991-85, Ford 2005-72, Ford Truck 1996-67, Lincoln 1992-80, Mercury 2005-73
Hex	13/16"
Length	15/32
Seat Type	60°
UOM Per UM	

9/16"-18 Wheel Nuts

Part No.	11100876
Application	AM General 1995-92, Chevrolet /GMC Truck 1999-71, Ford Truck 2005-92, Jeep 1988-74
Hex	7/8"
Length	3/4
Seat Type	60°
UOM Per UM	

Part No.	11100877
Application	Chevrolet/GMC Truck 1999-71
Hex	1"
Length	21/32
Seat Type	90°
UOM Per UM	

Part No.	11100882
Application	Ford Truck 1984-67
Hex	1-1/16"
Length	21/32
Seat Type	90°
UOM Per UM	

Part No.	11100885
Application	Ford Truck 1991-69
Hex	1-1/16"
Length	31/32
Seat Type	60°
UOM Per UM	

M12-1.25 Wheel Nuts

Part No.	11100888
Application	Chevrolet 2001-99, Geo 1998-90, Nissan 1973-71, Nissan Truck 1973-72, Subaru 2005-75, Suzuki 1995
Hex	19mm
Length	16 mm
Seat Type	60°
UOM Per UM	

Part No.	11100889
Application	Infiniti 2005-90, Mercury 2002-93, Nissan 2005-68, Nissan Truck 2005-72
Hex	21mm
Length	16 mm
Seat Type	60°
UOM Per UM	

Part No.	11100931
Application	Infiniti 1996-90, Nissan 1994-85
Hex	21mm
Length	16 mm
Seat Type	60°
UOM Per UM	

M12-1.5 Wheel Nuts

Part No.	11100886
Application	Asana 1994-92, BMW 1976-70, Buick 1999-68, Cadillac 199-79, Chevrolet 2000-76, Chevrolet/GMC Truck 2000-72, Chrysler 2000-82, Dodge 2000-78, Dodge Truck 2000-90, Eagle 1997-88, Ford 2000-83, Ford Truck 2000-95, Geo 1993-89, Holden 1987-79, Isuzu 1993-81, Lincoln 1997-88, Mercury 1997-76
Hex	19mm
Length	14 mm
Seat Type	60°
UOM Per UM	

Part No.	11100887
Application	BMW 1974-73, Buick 2000-88, Cadillac 2000-79, Chevrolet 2000-84, Chrysler 2000-83, Dodge 1997-78, Dodge Truck 1995-82, Eagle 1992-88, Ford 2000-83, Ford Truck 2000-95, Holden 1987-79, Oldsmobile 2000-79, Plymouth 2000-78, Pontiac 2000-82, Sterling 1990-87
Hex	19mm
Length	23 mm
Seat Type	60°
UOM Per UM	

Part No.	11100897
Application	Acura 2005-85, Honda 2005-82
Hex	19mm
Length	24.5 mm
Seat Type	60°
UOM Per UM	

Part No.	11100927
Application	Buick 2005-88, Cadillac 2000-98, Chevrolet 2005-87, Chevrolet /GMC Truck 2005-87, Chrysler 2002-96, Dodge 2005-00, Isuzu Truck 2000-96, Oldsmobile 2001-82, Plymouth 2001-00, Pontiac 2005-84, Saturn 2002-91
Hex	19mm
Length	20.5 mm
Seat Type	60°
UOM Per UM	

Part No.	11100896
Application	Acura 1999-96, Alfa Romeo 1994-81, BMW 1976-68, Chevrolet 1988-85, Chrysler 2005-82, Dodge 2005-81, Eagle 1997-88, Geo 1989, Honda 2002-94, Isuzu 1989-81, Isuzu Truck 2002-81, Plymouth 2001-78
Hex	19mm
Length	31 mm
Seat Type	60°
UOM Per UM	

Part No.	11100966
Application	Buick 2005-95, Cadillac 2004-01, Chevrolet 2005-91, Oldsmobile 2004-92, Pontiac 2005-92, Saturn 2004-02
Hex	19mm
Length	31 mm
Seat Type	60°
UOM Per UM	

Part No.	11100904
Application	Buick 2005-79, Cadillac 1988-82, Chevrolet 2005-76, Chevrolet /GMC Truck 1990-82, Oldsmobile 1998-79, Pontiac 2005-80
Hex	19mm
Length	36 mm
Seat Type	60°
UOM Per UM	

Part No.	11100890
Application	Chevrolet 2002-85, Chrysler 2005-95, Dodge 2005-71, Dodge Truck 1991-79, Eagle 1996-89, Geo 1997-89, Mitsubishi 2005-83, Mitsubishi Truck 1996-83, Plymouth 1994-76, Scion 2005-03, Toyota 2005-68, Toyota Truck 2005-69
Hex	21mm
Length	16 mm
Seat Type	60°
UOM Per UM	

Part No.	11100894
Application	Chevrolet/GMC Truck 1979-72, Ford 2003-89, Hyundai 2005-94, Kia 2005-93, Mazda 2005-81, Mazda Truck 1984-72, Mercury 1997-87
Hex	21mm
Length	18 mm
Seat Type	60°
UOM Per UM	

M14-1.5 Wheel Nuts

Part No.	11100928
Application	Cadillac 2005-97, Chevrolet /GMC Truck 2005-88
Hex	22mm
Length	20.5 mm
Seat Type	60°
UOM Per UM	

Part No.	11100933
Application	Cadillac 2005-99, Chevrolet /GMC Truck 2005-88
Hex	22mm
Length	28.5 mm
Seat Type	60°
UOM Per UM	

If its not on our shelf...we'll make it!
Ask the local store to quote your threaded and machined parts.

Chrome Wheel Nuts, Hex Head Cap Screws

Chrome Wheel Nuts

Pkg Qty.-10

Application	Jeep 1986-77
Part No.	11100916
Thread Size	1/2"-20
Hex	13/16"
UOM/Ea	^——

Application	Ford 2003-91, Mazda 2003-93, Mercury 1999-91
Part No.	11100918
Thread Size	M12-1.50
Hex	13/16"
UOM/Ea	^——

Hex Head Cap Screws

8.8 & 10.9
DIN 933 & DIN 931- Plain Zinc, & Yellow Zinc- Coarse Thread
933 = Fully Threaded
931 = Partially Threaded

6 G thread tolerance. Class 8.8 is a medium carbon steel approximately equal to SAE Grade 5. Class 10.9 has a minimum tensile strength of 1040 MPa, or approximately equivalent to SAE Grade 8.



M3-0.5
Wrench Size=5.5mm

			8.8					
			933				931	
			Plain		Zinc		Plain	
Length	Pkg. Qty.	Case Qty.	Part No.	UOM /100	Part No.	UOM /100	Part No.	UOM /100
6	100	500	39006	^——	38507	^——		
8	100	500	39007	——	38509	——		
10	100	500	39008	——	38510	——		
12	100	500	39009	——	38511	——		
14	100	500			38512	——	39010	——
16	100	500			38513	——	39011	——
18	100	500					39012	——
20	100	500			38514	——	39013	——
25	100	500			38515	——	39014	——
30	100	500			38516	——		
35	100	500			0122003	——		
40	100	500			0122004	——		
45	100	500			0122005	——		
50	100	500			0122006	——		

M4-0.7
Wrench Size=7mm

			8.8							
			933				931			
			Plain		Zinc		Plain		Zinc	
Length	Pkg. Qty.	Case Qty.	Part No.	UOM /100	Part No.	UOM /100	Part No.	UOM /100	Part No.	UOM /100
6	100	500	39016	^——	38517	^——				
8	100	500	39021	——	38521	——				
10	100	500	39022	——						
12	100	500	39023	——	38523	——				
14	100	500	39017	——	38518	——				
16	100	500	39024	——	38524	——				
18	100	500	39018	——	38519	——				
20	100	500	39025	——	38525	——				
25	100	500			0121784	——	39026	——	38526	——
30	100	500			0121786	——	39027	——	38527	——
35	50	500			0121787	——	39028	——	38528	——
40	50	500			0121788	——	39029	——	38529	——
45	50	500			0122009	——	39030	——	38530	——
50	50	500			0122010	——	39031	——	38531	——
55	50	500			0122011	——			0122013	——
60	50	500			0122012	——			0122014	——
65	50	500							0122015	——
70	50	500							0122016	——
80	50	500							0122017	——

M5-0.8
Wrench Size=8mm

			8.8							
			933				931			
			Plain		Zinc		Plain		Zinc	
Length	Pkg. Qty.	Case Qty.	Part No.	UOM /100	Part No.	UOM /100	Part No.	UOM /100	Part No.	UOM /100
6	100	500	39037	^——	38537	^——				
8	100	500	39041	——	38541	——				
10	100	500	39042	——	38542	——				
12	100	500	39043	——	38543	——				
14	100	500			38538	——				
16	100	500	39044	——	38544	——				
18	100	500	39039	——	38539	——				
20	100	500	39045	——	38545	——				
22	100	500	39040	——						
25	100	500	39046	——	38546	——				
30	100	500			0121789	——	39047	——	38547	——
35	50	500			0121790	——	39048	——	38548	——
40	50	500			0121791	——	39049	——	38549	——
45	50	500			0121792	——	39050	——	38550	——
50	50	500			0121793	——	39051	——	38551	——
55	50	500			0122018	——	39052	——	38552	——
60	50	500			0122019	——	39053	——	38553	——
70	50	500			0122020	——	39055	——	38555	——
80	50	500			0122021	——	39056	——	38556	——
90	50	500							0122022	——
100	25	500							0122023	——

Hex Head Cap Screws Cont.

M6-1.0
Wrench Size=10mm

			8.8								10.9							
			933				931				933				931			
			Plain		Zinc		Plain		Zinc		Plain		Zinc		Plain		Zinc	
Length	Pkg. Qty.	Case Qty.	Part No.	UOM /100	Part No.	UOM /100	Part No.	UOM /100	Part No.	UOM /100	Part No.	UOM /100	Part No.	UOM /100	Part No.	UOM /100	Part No.	UOM /100
6	100	200	39057	^—	38557	^—												
8	100	200	39061	—	38561	—												
10	100	200	39062	—	38562	—					0127099	—						
12	100	200	39063	—	38563	—					40650	—						
14	100	200	39058	—	38558	—												
16	100	200	39064	—	38564	—					40651	—	0153961	—				
18	100	200	39059	—	38559	—							0153962	—				
20	100	200	39065	—	38565	—					40652	—	0153963	—				
22	100	200	39060	—	38560	—												
25	100	200	39066	—	38566	—					40653	—	0153964	—				
28	100	200					39082	—										
30	100	200			0121794	—	39067	—	38567	—	0127101	—	0153965	—	40654	—		
35	50	200			0121795	—	39068	—	38568	—	0127102	—	0153966	—	40655	—		
40	50	200			0121796	—	39069	—	38569	—	0127103	—			40656	—	0153967	—
45	50	200			0121797	—	39070	—	38570	—					40657	—	0153968	—
50	50	200			0121798	—	39071	—	38571	—					40658	—	0153969	—
55	50	200			0121799	—	39072	—	38572	—					0127104	—		
60	50	200			0121800	—	39073	—	38573	—					40660	—	0153970	—
65	50	200					39074	—	38574	—					0127105	—		
70	50	200			0121801	—	39075	—	38575	—					0127106	—	0153971	—
75	50	200					39076	—	38576	—					0127107	—		
80	50	200			0121802	—	39077	—	38577	—					0127108	—	0153972	—
90	50	200			0121803	—	39078	—	38578	—					0127109	—		
100	25	200			0121804	—	39079	—	38579	—					0127110	—		
110	25	200			0122024	—	39080	—	38580	—								
120	25	200			0122025	—	39081	—	38581	—								

M7-1.0
Wrench Size=11mm

			8.8					
			933				931	
			Plain		Zinc		Zinc	
Length	Pkg. Qty.	Case Qty.	Part No.	UOM	Part No.	UOM	Part No.	UOM
16	100	2200	39091	^—	38591	^—		
20	100	2200	39092	—	38592	—		
25	100	1800	39093	—	38593	—		
30	100	1800	39094	—	38594	—		
35	50	1500					38595	—
40	50	1500					38596	—

If its not on our shelf...we'll make it!
Ask the local store to quote your threaded and machined parts.

Hex Head Cap Screws

Hex Head Cap Screws Cont.

M8-1.25
Wrench Size=13mm

			8.8								10.9							
			933						931						931			
			Plain		Zinc		Yellow Zinc		Plain		Zinc		Plain		Zinc		Yellow Zinc		Plain		Zinc	
Length	Pkg. Qty.	Case Qty.	Part No.	UOM /100	Part No.	UOM /100	Part No.	UOM /100	Part No.	UOM /100	Part No.	UOM /100	Part No.	UOM /100	Part No.	UOM /100	Part No.	UOM /100	Part No.	UOM /100	Part No.	UOM /100
10	100	200	39112	^—	38612	^—																
12	100	200	39113	—	38613	—	0162400	—					0127111	—								
14	100	200	39108	—	38608	—																
16	100	200	39114	—	38614	—	0162401	—					40671	—	0153973	—	0128758	—				
18	100	200	39109	—	38609	—																
20	100	200	39115	—	38615	—	0162402	—					40672	—	0153974	—	0128759	—				
22	100	200	39110	—	38610	—																
25	100	200	39116	—	38616	—	0162403	—					40673	—	0153975	—	0128760	—				
30	100	200	39117	—	38617	—							40674	—	0153976	—	0128761	—				
35	50	200	0158989	—	0121805	—			39118	—	38618	—	0127113	—	0153977	—			40675	—		
40	50	200	0158990	—	0121806	—			39119	—	38619	—	0127114	—	0153978	—			40676	—		
45	50	200	0158991	—	0121807	—			39120	—	38620	—	0127115	—					40677	—	0153979	—
50	50	200	0158992	—	0121808	—			39121	—	38621	—	0127116	—					40678	—	0153980	—
55	50	200	0158993	—	0121809	—			39122	—	38622	—	0127117	—					40679	—	0153981	—
60	50	200	0158994	—	0121810	—			39123	—	38623	—	0127118	—					40680	—	0153982	—
65	50	200	0158995	—	0158996	—			39124	—	38624	—	0127119	—					40681	—		
70	50	200	0158997	—	0121811	—			39125	—	38625	—	0127120	—					40682	—		
75	50	200	0158998	—	0158999	—			39126	—	38626	—	0127121	—					40683	—		
80	50	200			0121812	—			39127	—	38627	—	0127122	—					40684	—		
90	25	200	0159001	—	0121813	—			39128	—	38628	—							0127123	—		
100	25	200	0159002	—	0121814	—			39129	—	38629	—							0127124	—		
110	25	200			0121815	—			39130	—	38630	—							0127125	—		
120	25	200	0159003	—	0121816	—			39131	—	38631	—							0127126	—		
130	25	200			0121817	—			39132	—	38633	—							0127127	—		
140	25	200			0121818	—			39136	—	38635	—							0127128	—		
150	10	200			0121819	—			39133	—	38636	—							0127129	—		
160	10	200							39134	—	38634	—							0127130	—		
170	10	200																	0127131	—		
180	10	200							39135	—	0121820	—							0127132	—		
190	1	200																	0127133	—		
200	1	200									0121821	—							0127134	—		

Hex Head Cap Screws Cont.

M10-1.5
Wrench Size=17mm

			8.8								10.9									
			933				931				933				931					
			Plain		Zinc		Plain		Zinc		Plain		Zinc		Yellow Zinc		Plain		Zinc		Yellow Zinc	
Length	Pkg. Qty.	Case Qty.	Part No.	UOM /100	Part No.	UOM /100	Part No.	UOM /100	Part No.	UOM /100	Part No.	UOM /100	Part No.	UOM /100	Part No.	UOM /100	Part No.	UOM /100	Part No.	UOM /100	Part No.	UOM /100
10	50	200	39151	^—	38651	^—																
12	50	200	39152	—	38652	—																
14	50	200	39149	—	38649	—																
16	50	200	39153	—	38653	—					0127135	—	0153983	—	0128769	—						
18	50	200	39150	—	38650	—																
20	50	200	39154	—	38654	—					40692	—	0153984	—	0128770	—						
22	50	200	38791	—	38640	—																
25	50	200	39155	—	38655	—					40693	—	0153985	—	0128771	—						
28	50	200	39180	—																		
30	50	200	39156	—	38656	—					40694	—	0153986	—	0128772	—						
35	25	200	39157	—	0145161	—					40695	—	0153987	—	0128773	—						
40	25	200	39158	—					38658	—	40696	—	0153988	—							0128774	—
45	25	200	0159004	—	0121822	—	39159	—	38659	—	0127138	—					40697	—	0153989	—	0128775	—
50	25	200	0159005	—	0121823	—	39160	—	38660	—	0127139	—					40698	—	0153990	—	0128776	—
55	25	200	0159006	—	0121824	—	39161	—	38661	—	0127140	—					40699	—	0153991	—	0128777	—
60	25	200	0159007	—	0121825	—	39162	—	38662	—	0127141	—					40700	—	0153992	—	0128778	—
65	25	200	0159008	—	0121826	—	39163	—	38663	—	0127142	—					0127154	—	0153993	—	0128779	—
70	25	200	0159009	—	0121827	—	39164	—	38664	—	0127143	—					40702	—	0153994	—	0128780	—
75	25	200	0159010	—	0121828	—	39165	—	38665	—	0127144	—					40703	—	0153995	—	0128781	—
80	25	200	0159011	—	0121829	—	39166	—	38666	—	0127145	—					40704	—	0153996	—		
90	10	100	0159012	—	0121830	—	39167	—	38667	—	0127146	—					40705	—	0153997	—		
100	10	100	0159013	—	0121831	—	39168	—	38668	—	0127147	—					40706	—	0153998	—		
110	10	100			0121832	—	39169	—	38669	—	0127148	—					0127155	—				
120	10	100			0121833	—	39170	—	38670	—	0127149	—					0127156	—				
130	10	100			0121834	—	39174	—	38671	—	0127150	—					0127157	—				
140	10	100			0121835	—	39175	—	38672	—	34750	—					0127158	—				
150	5	100			0121836	—	39171	—	38673	—	0127151	—					0127159	—				
160	5	100			0121837	—	39179	—	38674	—							35100	—				
170	5	100															35101	—				
180	1	100			0121838	—	39172	—	38675	—							35102	—				
190	1	100															0127160	—				
200	1	100					39173	—	38677	—							0127161	—				
220	1	100					39189	—									35103	—				
240	1	100															35104	—				

If its not on our shelf...we'll make it!
Ask the local store to quote your threaded and machined parts.

Hex Head Cap Screws

Hex Head Cap Screws Cont.

M12-1.75
Wrench Size=19mm

			8.8								10.9									
			933				931				933				931					
			Plain		Zinc		Plain		Zinc		Plain		Zinc		Yellow Zinc		Plain		Zinc		Yellow Zinc	
Length	Pkg. Qty.	Case Qty.	Part No.	UOM /100	Part No.	UOM /100	Part No.	UOM /100	Part No.	UOM /100	Part No.	UOM /100	Part No.	UOM /100	Part No.	UOM /100	Part No.	UOM /100	Part No.	UOM /100	Part No.	UOM /100
12	25	200	39202	^—	38702	^—																
16	25	200	39203	—	38703	—																
20	25	200	39204	—	38704	—					0127162	—	0153999	—	0128782	—						
25	25	200	39205	—	38705	—					40713	—	0154000	—	0128783	—						
30	25	200	39206	—	38706	—					40714	—	0154001	—	0128784	—						
35	10	200	39207	—	38707	—					40715	—	0154002	—	0128785	—						
40	10	200	39208	—	38708	—			0145164	—	40716	—	0154003	—	0128786	—						
45	10	200	39209	—	38709	—			0145165	—	40717	—	0154004	—			0122032	—			0128787	—
50	10	200	0159740	—	0145162	—	39210	—	38710	—	0159750	—					40718	—	0154005	—	0128788	—
55	10	200	0159014	—	0121845	—	39211	—	38711	—	0127163	—					40719	—	0154006	—	0128789	—
60	10	200	0159015	—	0121846	—	39212	—	38712	—	0127164	—					40720	—	0154007	—	0128790	—
65	10	200	0159016	—	0121847	—	39213	—	38713	—	0127165	—					40721	—	0154008	—	0128791	—
70	10	200	0159017	—	0121848	—	39214	—	38714	—	0127166	—					40722	—	0154009	—	0128792	—
75	10	200	0159018	—	0121849	—	39215	—	38715	—	0127167	—					40723	—				
80	10	100	0159019	—	0121850	—	39216	—	38716	—	0127168	—					40724	—	0154010	—	0128794	—
85	10	100					39194	—														
90	5	100	0159020	—	0121851	—	39217	—	38717	—	0127169	—					40725	—	0154011	—	0128795	—
100	5	100	0159021	—	0121852	—	39218	—	38718	—	0127170	—					40726	—	0154012	—	0128796	—
110	5	100			0121853	—	39219	—	38719	—	0127171	—					0122034	—	0154013	—		
120	5	100	0159022	—	0121854	—	39220	—	38720	—	0127172	—					0122035	—	0154014	—		
130	5	100			0121855	—	39195	—	38700	—	0127173	—					0122036	—				
140	5	100			0121856	—	39221	—	38721	—	0122026	—					0122037	—				
150	1	100			0121857	—	39222	—	38722	—	0122027	—					0122038	—				
160	1	100			0121858	—	39223	—	38723	—	0122028	—					35108	—				
170	1	100									0122029	—					0122039	—				
180	1	100			0121859	—	39224	—	38724	—	0122030	—					35109	—				
190	1	100									0122031	—					0122040	—				
200	1	100			0121860	—	39196	—	38701	—	34754	—					35110	—				
220	1	100					39197	—									35111	—				
240	1	100															35112	—				
260	1	100					39198	—														
280	1	100					39199	—														
300	1	100					39200	—														

Hex Head Cap Screws Cont.

M14-2.0
Wrench Size=22mm

			8.8						10.9					
			933				931		933				931	
			Plain		Zinc		Plain		Zinc		Plain		Yellow Zinc		Plain		Yellow Zinc	
Length	Pkg. Qty.	Case Qty.	Part No.	UOM /100	Part No.	UOM /100	Part No.	UOM /100	Part No.	UOM /100	Part No.	UOM /100	Part No.	UOM /100	Part No.	UOM /100	Part No.	UOM /100
16	25	100	39234	^—														
20	25	100	39235	—	38735	—												
25	25	100	39236	—	38736	—					0122044	—	0128797	—				
30	25	100	39237	—	38737	—					40734	—	0128798	—				
35	10	100	39238	—	38738	—					40735	—	0128799	—				
40	10	100	39239	—	38739	—					40736	—	0128800	—				
45	10	100	39240	—	38740	—					40737	—	0128801	—				
50	10	100	39241	—	38741	—					40738	—	0128802	—				
55	10	100			0121867	—	39242	—	38742	—	40739	—					0128803	—
60	10	100	0159023	—	0121868	—	39243	—	38743	—					40740	—	0128804	—
65	10	100	0159024	—	0121869	—	39244	—	38744	—					0122190	—	0128805	—
70	10	100	0159025	—	0121870	—	39245	—	38745	—					40742	—	0128806	—
75	10	100	0159026	—	0121871	—	39246	—	38746	—					0122047	—	0128807	—
80	10	100	0159027	—	0121872	—	39247	—	38747	—					40744	—	0128808	—
90	10	100			0121873	—	39248	—	38748	—					40745	—	0128809	—
100	10	100	0159028	—	0121874	—	39249	—	38749	—					40746	—	0128810	—
110	5	100					39250	—	38750	—					40747	—		
120	5	100					39251	—	38751	—					0122048	—		
130	5	100					39252	—	0121880	—					0122049	—		
140	5	100					38987	—	0121881	—					0122050	—		
150	1	100					38988	—	0121882	—					0122051	—		
160	1	100					38989	—	0121883	—					0122052	—		
170	1	100													0122053	—		
180	1	100					39890	—	0121884	—					0122054	—		
190	1	100													0122055	—		
200	1	100					38994	—	0121885	—					35114	—		
220	1	100					38995	—							35115	—		
260	1	100					38996	—										
280	1	100					38997	—										
300	1	100					38998	—										
400	1	100					38999	—										

If its not on our shelf...we'll make it!
Ask the local store to quote your threaded and machined parts.

Hex Head Cap Screws

Hex Head Cap Screws Cont.

M16-2.0
Wrench Size=24mm

			8.8						10.9					
			933				931		933			931		
			Plain		Zinc		Plain	Zinc	Plain	Zinc	Yellow Zinc	Plain	Zinc	Yellow Zinc
Length	Pkg. Qty.	Case Qty.	Part No.	UOM /100	Part No.	UOM /100	Part No. UOM /100	Part No. UOM /100	Part No. UOM /100	Part No. UOM /100	Part No. UOM /100	Part No. UOM /100	Part No. UOM /100	Part No. UOM /100
16	10	100	39254	^—										
20	10	100	39255	—	38755	—			0122056 —					
25	10	100	39256	—	38756	—			0122057 —					
30	10	100	39257	—	38757	—			0122058 —	0154015 —	0128812 —			
35	5	100	39258	—	38758	—			40755 —	0154016 —	0128813 —			
40	5	100	39259	—	38759	—			40756 —	0154017 —	0128814 —			
45	5	100	39260	—	38760	—			40757 —	0154018 —	0128815 —			
50	5	100	39261	—	38761	—			40758 —	0154019 —	0128816 —			
55	5	50	39262	—	38762	—			40759 —	0154020 —		0122077 —		0128817 —
60	5	50	39263	—	38763	—		0145166 —	40760 —			0122078 —	0154021 —	0128818 —
65	5	50					39264 —	38764 —	0159759 —			40761 —		
70	5	50	0159030	—	0145163	—	39265 —	38765 —	0122059 —			40762 —		0128820 —
75	5	50	0159031	—	0121886	—	39266 —	38766 —	0122060 —			40763 —	0154022 —	
80	5	50	0159032	—	0121887	—	39267 —	38767 —	0122061 —			40764 —	0154023 —	0128822 —
85	5	50					39253 —							
90	5	50	0159033	—	0121888	—	39268 —	38768 —	0122062 —			40765 —	0154024 —	0128823 —
100	5	50	0159034	—	0121889	—	39269 —	38769 —	0122063 —			40766 —	0154025 —	0128824 —
110	1	50	0159035	—	0121890	—	39270 —	38770 —	0122064 —			40767 —	0154026 —	0128825 —
120	1	50	0159036	—	0121891	—	39271 —	38771 —	0122065 —			40768 —	0154027 —	0128826 —
130	1	50			0121892	—	39272 —	38772 —	0122066 —			0122080 —	0154028 —	0128827 —
140	1	50			0121893	—	39273 —	38773 —	0122067 —			0122081 —	0154029 —	0128828 —
150	1	50			0121894	—	39274 —	38774 —	0122068 —			0122082 —	0154030 —	
160	1	50			0121895	—	39275 —	38775 —	34758 —			35116 —	0154031 —	0128829 —
170	1	50						0154972 —	0122069 —			0122083 —	0154032 —	
180	1	50			0121896	—	39276 —	38776 —	34759 —			35117 —	0154033 —	
190	1	50						0154973 —				35118 —	0154034 —	
200	1	50			0121897	—	39277 —	38777 —	0122071 —			35119 —	0154035 —	
210	1	25											0154036 —	
220	1	25						0121898 —	0122072 —			35120 —	0154037 —	
230	1	25											0154038 —	
240	1	25					39279 —	0121899 —				35121 —	0154039 —	
250	1	25											0154040 —	
260	1	25					39280 —	0121900 —				35122 —		
280	1	25					39289 —	0121901 —						
300	1	25					39290 —					35124 —		

M18-2.5, Wrench Size=27mm

			8.8					
			933				931	
			Plain		Zinc		Plain	Zinc
Length	Pkg. Qty.	Case Qty.	Part No.	UOM /100	Part No.	UOM /100	Part No. UOM /100	Part No. UOM /100
25	10	50	39295	^—				
30	10	50	39296	—	38796	—		
35	5	50	39297	—	38797	—		
40	5	50	39298	—	38798	—		
45	5	50	39299	—	38799	—		
50	5	50	39300	—	38800	—		
55	5	50	39301	—	38801	—		
60	5	50	39302	—	38802	—		
65	5	50	39303	—	38803	—		
70	5	50	39304	—	38804	—		
75	5	50					39305 —	38805 —
80	5	50					39306 —	38806 —
90	5	50					39307 —	38807 —
100	1	50					39308 —	38808 —
110	1	50					39309 —	38809 —
120	1	50					39310 —	38810 —
130	1	50					39311 —	
140	1	50					39000 —	
150	1	50					39001 —	
160	1	50					39002 —	
180	1	50					39003 —	
200	1	50					39004 —	
240	1	25					39005 —	
220	1	25					39032 —	
260	1	25					39033 —	
300	1	25					39035 —	

Hex Head Cap Screws Cont.

M20-2.5
Wrench Size=30mm

			8.8						10.9					
			933				931		933				931	
			Plain		Zinc		Plain		Zinc		Plain		Zinc	
Length	Pkg. Qty.	Case Qty.	Part No.	UOM /100	Part No.	UOM /100	Part No.	UOM /100	Part No.	UOM /100	Part No.	UOM /100	Part No.	UOM /100	Part No.	UOM /100	Part No.	UOM /100
25	5	50	39313	^—	38813	^—												
30	5	50	39314	—	38814	—							0154041	—				
35	5	50	39315	—	38815	—					0122089	—	0154042	—				
40	5	50	39316	—	38816	—					40776	—	0154043	—				
45	5	50	39317	—	38817	—					40777	—	0154044	—				
50	5	50	39318	—	38818	—					40778	—	0154045	—				
55	5	50	39319	—	38819	—					0122090	—						
60	5	50	39320	—	38820	—					40780	—	0154046	—				
65	5	50	39321	—	38821	—					40781	—						
70	5	50	39322	—	38822	—			0145166	—	40782	—	0154047	—				
75	5	50	39323	—	38823	—			0145167	—	40783	—						
80	5	25	39324	—	38824	—			0145168	—	40784	—	0154048	—				
85	5	25					39312	—										
90	5	25			0121926	—	39325	—	38825	—	0122095	—			40785	—	0154049	—
100	1	25			0121927	—	39326	—	38826	—	0122096	—			40786	—	0154050	—
110	1	25			0121928	—	39327	—	38827	—					40787	—	0154051	—
120	1	25			0121929	—	39328	—	38828	—	0159761	—			40788	—	0154052	—
130	1	25			0121930	—	39329	—	38829	—	0159762	—			0122097	—	0154053	—
140	1	25			0121931	—	39330	—	38830	—	34760	—			0122098	—	0154054	—
150	1	25			0121932	—	39331	—	38831	—	34761	—			0122099	—	0154055	—
160	1	25			0121933	—	39332	—	38832	—	34762	—			35125	—	0154056	—
170	1	25													35126	—	0154057	—
180	1	25					39333	—	38833	—					35127	—	0154058	—
190	1	25													35128	—	0154059	—
200	1	25					39334	—	38834	—					35129	—	0154060	—
210	1	25															0154061	—
220	1	25					39083	—	0121941	—					35130	—	0154062	—
240	1	25					39084	—	0121942	—					35131	—	0154063	—
400	1	25													—			
260	1	25					39036	—	0121943	—					35132	—		
280	1	25					39085	—	0121944	—					35133	—		
300	1	25					39086	—	0121945	—					35134	—		
320	1	25													0122100	—		
340	1	25													0122101	—		
360	1	25													0122102	—		
380	1	25													0122103	—		
400	1	25													0122104	—		

M22-2.5
Wrench Size=32mm

			8.8					
			933				931	
			Plain		Zinc		Plain	
Length	Pkg. Qty.	Case Qty.	Part No.	UOM /100	Part No.	UOM /100	Part No.	UOM /100
35	5	25	39344	^—	38844	^—		
40	5	25	39345	—	38845	—		
45	5	25	39346	—	38846	—		
50	5	25	39347	—	38847	—		
55	5	25	39348	—	38848	—		
60	5	25	39349	—	38849	—		
65	5	25	39350	—	38850	—		
70	1	25	39351	—	38851	—		
75	1	25	39352	—	38852	—		
80	1	25	39353	—	38853	—		
90	1	25			38854	—	39354	—
100	1	25			0121946	—	39355	—
110	1	25					39356	—
120	1	25					39357	—
130	1	25					39358	—
140	1	25					39359	—
150	1	25					39360	—
160	1	25					39096	—
180	1	25					39097	—
200	1	25					39098	—
220	1	25					39099	—

If its not on our shelf...we'll make it!
Ask the local store to quote your threaded and machined parts.

Hex Head Cap Screws

Hex Head Cap Screws Cont.

M24-3.0
Wrench Size=36mm

			8.8								10.9					
			933				931				933				931			
			Plain		Zinc		Plain		Zinc		Plain		Zinc		Plain		Zinc	
Length	Pkg. Qty.	Case Qty.	Part No.	UOM /100	Part No.	UOM /100	Part No.	UOM /100	Part No.	UOM /100	Part No.	UOM /100	Part No.	UOM /100	Part No.	UOM /100	Part No.	UOM /100
40	1	25	39362	^—	38862	^—							0154065	^—				
45	1	25	39363	—	38863	—												
50	1	25	39364	—	38864	—					40798	—	0154066	—				
55	1	25	39365	—	38865	—					0122105	—						
60	1	25	39366	—	38866	—					40800	—	0154067	—				
65	1	25	39367	—	38867	—					0122106	—						
70	1	25	39368	—	38868	—					0122107	—	0154068	—				
75	1	25	39369	—	38869	—					0122108	—			0122124	—		
80	1	25	39370	—	38870	—					40804	—			0122125	—	0154069	—
90	1	10	39371	—	38871	—					0122109	—			0122126	—	0154070	—
100	1	10					39372	—	38872	—	0122110	—			40806	—	0154071	—
110	1	10			0121947	—	39373	—	38873	—	0122111	—			0122128	—	0154072	—
120	1	10			0121948	—	39374	—	38874	—	0122112	—			40808	—	0154073	—
130	1	10			0121949	—	39375	—	38875	—	34765	—			0122129	—	0154074	—
140	1	10			0121950	—	39376	—	38876	—	0122113	—			0122130	—	0154075	—
150	1	10			0121951	—	39377	—	38877	—	0122114	—			0122131	—	0154076	—
160	1	10			0121952	—	39378	—	38878	—	0122115	—			0122132	—	0154077	—
170	1	10							0154976	—					35135	—	0154078	—
180	1	10			0121953	—	39379	—	38879	—					35136	—	0154079	—
190	1	10													35137	—	0154080	—
200	1	10			0121954	—	39380	—	38880	—					35138	—	0154081	—
210	1	10															0154082	—
220	1	10					39381	—							0122133	—	0154083	—
240	1	10					39382	—	38882	—					35139	—	0154084	—
250	1	10															0154085	—
260	1	10							0121956	—					35140	—		
280	1	10							0121957	—					35141	—		
300	1	10							0121958	—					35142	—		
320	1	10													35143	—		
340	1	10													0122134	—		
360	1	10													35144	—		
380	1	10													0122135	—		
400	1	10													0122136	—		

M30-3.5
Wrench Size=46mm

			8.8						10.9			
			933				931		933		931	
			Plain		Zinc		Plain		Plain		Plain	
Length	Pkg. Qty.	Case Qty.	Part No.	UOM /100	Part No.	UOM /100	Part No.	UOM /100	Part No.	UOM /100	Part No.	UOM /100
40	1	10	39405	^—	38905	^—			0122164	^—		
50	1	10	39407	—	38907	—			34772	—		
60	1	10	39409	—	38909	—			34773	—		
70	1	10	39411	—	38911	—			34775	—		
80	1	10	39413	—	38913	—			34777	—	35150	—
90	1	10	39414	—	38914	—			34778	—	35151	—
100	1	10	39415	—	38915	—			34779	—	35152	—
110	1	10	39416	—	38916	—			34780	—	35153	—
120	1	10	39417	—	38917	—			34781	—	35154	—
130	1	10					39418	—	34782	—	35155	—
140	1	10					39419	—	34783	—	35156	—
150	1	10					39420	—	34784	—	35157	—
160	1	10					39421	—	0122167	—	35158	—
170	1	10									35159	—
180	1	10					39422	—	0122169	—	35160	—
190	1	10									35161	—
200	1	10					39423	—	0122170	—	35162	—
220	1	10					38466	—			35163	—
240	1	10					38467	—			35164	—
260	1	10					38468	—			35165	—
280	1	10					38469	—			35166	—
300	1	10					38470	—			35167	—
320	1	10									35168	—
340	1	10									35169	—
360	1	10									35170	—
380	1	10									35171	—
400	1	10									0122171	—
440	1	10					38474	—				
460	1	10					38475	—				
500	1	10					38476	—				

Hex Head Cap Screws Cont.

M36-4.0
Wrench Size=55mm

			8.8				10.9			
			933		931		933		931	
			Plain		Plain		Plain		Plain	
Length	Pkg. Qty.	Case Qty.	Part No.	UOM /100	Part No.	UOM /100	Part No.	UOM /100	Part No.	UOM /100
50	1	10	39428	^—						
55	1	10	39429	—						
60	1	10	39430	—			34790	—		
65	1	10	39431	—			34791	—		
70	1	10	39432	—			0122172	—		
75	1	10	39433	—			0122173	—		
80	1	10	39434	—			34792	—		
90	1	10	39435	—			34793	—		
100	1	10	39436	—					0122180	—
110	1	10	39437	—					35181	—
120	1	10	39438	—					35182	—
130	1	10	39439	—					0122181	—
140	1	10	39440	—					35183	—
150	1	10			39441	—			35184	—
160	1	10			39442	—			35185	—
170	1	10							0122182	—
180	1	10			39443	—			35186	—
200	1	10			39444	—			35187	—
220	1	10			39445	—			35188	—
240	1	10			39446	—			35189	—
260	1	10			39448	—			35190	—
280	1	10							0122184	—
300	1	10							35191	—
320	1	10							0122185	—
340	1	10							0122186	—
360	1	10							0122187	—
380	1	10							0122188	—
400	1	10							0122189	—

Metric - 8.8 - Plain & Zinc Plated - Fine Thread
961 = Fully Threaded
960 = Partially Threaded



M8-1.0
Wrench Size=13mm

			961				960			
			Plain		Zinc		Plain		Zinc	
Length	Pkg. Qty.	Case Qty.	Part No.	UOM /100	Part No.	UOM /100	Part No.	UOM /100	Part No.	UOM /100
10	100	200	39139	^—						
16	100	200	39140	—	38639	—				
20	100	200	39141	—	38641	—				
25	100	200	39142	—	38642	—				
30	100	200	39143	—	38643	—				
35	50	200	38419	—			39144	—	38644	—
40	50	200	38420	—	38680	—	39145	—	38645	—
45	50	200					39137	—	38690	—
50	50	200					39146	—	38646	—
55	50	200					39138	—		
60	50	200					38416	—		
70	50	200					39147	—	38647	—
80	50	200					38417	—		
90	50	200					39148	—	38648	—

M10-1.0
Wrench Size=17mm

			961				960			
			Plain		Zinc		Plain		Zinc	
Length	Pkg. Qty.	Case Qty.	Part No.	UOM /100	Part No.	UOM /100	Part No.	UOM /100	Part No.	UOM /100
20	50	200	39176	^—	38676	^—				
25	50	200	38418	—	38679	—				
30	50	200	39178	—	38678	—				
35	50	200	38419	—						
40	50	200	38420	—	38680	—				
45	25	200					38421	—	38690	—
50	25	200					38422	—	38691	—
60	25	200					38423	—		
70	25	200					38424	—		
80	25	200					38425	—		

M10-1.25
Wrench Size=17mm

			961				960			
			Plain		Zinc		Plain		Zinc	
Length	Pkg. Qty.	Case Qty.	Part No.	UOM /100	Part No.	UOM /100	Part No.	UOM /100	Part No.	UOM /100
16	50	200	38426	^—						
18	50	200	38427	—						
20	50	200	39181	—	38681	—				
25	50	200	39182	—	38682	—				
30	50	200	39183	—	38683	—				
35	25	200	39184	—	38684	—				
40	25	200	39185	—	38685	—				
45	25	200	38431	—	38734	—	38428	—		
50	25	200					39186	—	38686	—
55	25	200					38429	—	38733	—
60	25	200					38780	—	38689	—
70	25	200					39187	—	38687	—
80	25	200					38790	—	38753	—
90	25	100					39188	—	38688	—
100	10	100					38792	—		
120	5	100					38434	—		

M12-1.25
Wrench Size=19mm

			961				960			
			Plain		Zinc		Plain		Zinc	
Length	Pkg. Qty.	Case Qty.	Part No.	UOM /100	Part No.	UOM /100	Part No.	UOM /100	Part No.	UOM /100
20	25	200	39225	^—	38725	^—				
25	25	200	39226	—	38726	—				
30	25	200	39227	—	38727	—				
35	10	200	38430	—	38752	—				
40	10	200	39228	—	38728	—				
45	10	200	38431	—	38734	—				
50	10	200					39229	—	38729	—
55	10	200					38432	—	38733	—
60	10	200					39230	—	38730	—
70	10	200					39231	—	38731	—
80	10	100					38433	—	38753	—
90	10	100					39232	—	38732	—
100	5	100					39233	—		
120	5	100					38434	—		

If its not on our shelf...we'll make it!
Ask the local store to quote your threaded and machined parts.

Hex Head Cap Screws, Hex Flange Bolts

Hex Head Cap Screws Cont.

M12-1.5
Wrench Size=19mm

			961				960			
			Plain		Zinc		Plain		Zinc	
Length	Pkg. Qty.	Case Qty.	Part No.	UOM /100	Part No.	UOM /100	Part No.	UOM /100	Part No.	UOM /100
20	25	200	38435	^—	38495	^—				
25	25	200	38436	—	38496	—				
30	25	200	38437	—	38497	—				
35	10	200	38438	—	38498	—				
40	10	200	38439	—	38499	—				
45	10	200	38440	—						
50	10	100	39285	—	38785	—	38441	—	0159744	—
55	10	100	38453	—			38442	—	38500	—
60	10	100	39286	—	38786	—	38443	—	38501	—
65	10	100					38444	—	38502	—
70	10	100					39287	—	38787	—
75	10	100					38446	—	38504	—
80	10	100					38447	—		
90	10	100					38448	—	38505	—
100	5	100					38449	—	38506	—
120	5	100					38450	—		

M16-1.5
Wrench Size=24mm

			961				960			
			Plain		Zinc		Plain		Zinc	
Length	Pkg. Qty.	Case Qty.	Part No.	UOM /100	Part No.	UOM /100	Part No.	UOM /100	Part No.	UOM /100
20	10	100	39281	^—	38781	^—				
25	10	100	39282	—	38782	—				
30	10	100	39283	—	38783	—				
35	10	100	38451	—	0159745	—				
40	10	100	39284	—	38784	—				
45	10	100	38452	—	0159746	—				
50	10	100	39285	—	38785	—				
55	10	50	38453	—						
60	10	50	39286	—	38786	—				
70	10	50					39287	—	38787	—
75	5	50					38454	—		
80	5	50					38455	—		
90	5	50					39288	—	38788	—
100	1	50					38456	—		
120	1	50					38457	—		

M20-1.5
Wrench Size=30mm

			961				960	
			Plain				Zinc	
Length	Pkg. Qty.	Case Qty.	Part No.	UOM /100	Part No.	UOM /100	Part No.	UOM /100
25	5	50	39335	^—				
30	5	50	39336	—	38836	—		
40	5	50	39337	—	38837	—		
50	5	50	39338	—	38838	—		
60	5	50	39339	—	38839	—		
70	5	50	39340	—	38840	—		
80	5	25	38458	—				
90	5	25					39341	—
100	1	25					39342	—
120	1	25					39343	—

Hex Flange Bolts

Zinc Hex Flange Bolt
Grade 8.8
Non-Serrated
DIN 6921

M6-10

Length	Pkg. Qty.	Case Qty.	Part No.	UOM
10	100	200	0161809	^—
12	100	200	0161810	—
16	100	200	0161811	—
20	100	200	0161812	—
25	100	200	0161813	—
30	100	200	0161814	—
35	50	200	0161815	—
40	50	200	0161816	—
45	50	200	0161817	—
50	50	200	0161818	—
60	50	200	0161819	—

M8-1.25

Length	Pkg. Qty.	Case Qty.	Part No.	UOM
12	100	200	0161820	^—
16	100	200	0161821	—
20	100	200	0161822	—
25	100	200	0161823	—
30	100	200	0161824	—
35	50	200	0161825	—
40	50	200	0161826	—
45	50	200	0161827	—
50	50	200	0161828	—
60	50	200	MF2580060ZP0000	—

M10-1.5

Length	Pkg. Qty.	Case Qty.	Part No.	UOM
16	50	200	0161831	^—
20	50	200	MF2600020ZP000	—
25	50	200	0161832	—
30	50	200	0161833	—
35	25	200	0161834	—
40	25	200	0161835	—
45	25	200	0161836	—
50	25	200	0161837	—
60	25	200	0161838	—
70	25	200	0161839	—
80	25	200	0161840	—

M12-1.75

Length	Pkg. Qty.	Case Qty.	Part No.	UOM
25	25	200	0161841	^—
30	25	200	0161842	—
35	10	200	0161843	—
40	10	200	0161844	—
45	10	200	0161845	—
50	10	200	0161846	—
60	10	200	0161847	—
70	10	200	0161848	—
80	10	100	0161849	—
100	5	100	0161850	—
120	5	100	0161851	—

M16-2.0

Length	Pkg. Qty.	Case Qty.	Part No.	UOM
40	10	100	0161852	^—
45	10	100	0161853	—
50	10	100	0161854	—
60	10	50	0161855	—
70	10	50	0161856	—
80	10	50	0161857	—
100	10	50	0161858	—
120	10	50	0161859	—

Hex Flange Bolts Cont.

Serrated Hex Flange Bolt-Plain
DIN 151

M5-0.8

Length	Pkg. Qty.	Case Qty.	Part No.	UOM
10	100	200	0161869	^—
12	100	200	0161870	—
16	100	200	0161871	—
20	100	200	0161872	—

M6-1

Length	Pkg. Qty.	Case Qty.	Part No.	UOM
10	100	200	0161873	^—
12	100	200	0161874	—
16	100	200	0161875	—
20	100	200	0161876	—
25	100	200	0161877	—
30	100	200	0161878	—

M8-1.25

Length	Pkg. Qty.	Case Qty.	Part No.	UOM
12	100	200	0161879	^—
16	100	200	0161880	—
20	100	200	0161881	—
25	100	200	0161882	—
30	100	200	0161883	—
35	50	200	0161884	—
40	50	200	0161885	—

M10-1.5

Length	Pkg. Qty.	Case Qty.	Part No.	UOM
16	50	200	0161886	^—
20	50	200	0161887	—
25	50	200	0161888	—
30	50	200	0161889	—
35	25	200	0161890	—
40	25	200	0161891	—

M12-1.75

Length	Pkg. Qty.	Case Qty.	Part No.	UOM
20	25	200	0161892	^—
25	25	200	0161893	—
30	25	200	0161894	—
35	10	200	0161895	—
40	10	200	0161896	—
45	10	200	0161897	—
50	10	200	0161898	—

M16-2

Length	Pkg. Qty.	Case Qty.	Part No.	UOM
25	10	200	0161899	^—
30	10	100	0161900	—
35	10	100	0161901	—
40	10	100	0161902	—
45	10	100	0161903	—
50	10	100	0161904	—
60	10	100	0161905	—
70	10	100	0161906	—

Socket Head Cap Screws

8.8 Metric
FNL=DIN 912
Plain & Zinc

M3-.50
Hex Size=2.5mm

Length	Pkg. Qty.	Case Qty.	Plain Part No.	Plain UOM /Ea	Zinc Part No.	Zinc UOM /Ea
6	100	200	11103295	^—	11103178	^—
8	100	200	11103296	—	11103179	—
10	100	200	11103297	—	11103180	—
12	100	200	11103298	—		
14	100	200	11103299	—	11103182	—
16	100	200	11103300	—	11103183	—
18	100	200	11103301	—	11103184	—
20	100	200	11103302	—	11103185	—
25	100	200	11103303	—	11103186	—
30	100	200	11103304	—	11103187	—
35	100	200	11103305	—	11103188	—
40	100	200	11103306	—	11103189	—

M4-.70
Hex Size=3mm

Length	Pkg. Qty.	Case Qty.	Plain Part No.	Plain UOM /Ea	Zinc Part No.	Zinc UOM /Ea
6	100	200	11103307	^—	11103190	^—
8	100	200	11103308	—	11103191	—
10	100	200	11103309	—	11103192	—
12	100	200	11103310	—	11103193	—
14	100	200	11103311	—	11103194	—
16	100	200	11103312	—		
18	100	200			11103196	—
20	100	200	11103313	—		
22	100	200			11103198	—
25	100	200	11103314	—	11103199	—
30	100	200	11103315	—	11103200	—
35	50	200	11103316	—	11103201	—
40	25	200	11103317	—		
45	25	200	11103318	—	11103203	—
50	25	200	11103319	—	11103204	—

M5-.80
Hex Size=4mm

Length	Pkg. Qty.	Case Qty.	Plain Part No.	Plain UOM /Ea	Zinc Part No.	Zinc UOM /Ea
6	100	500	11103320	^—	11103205	^—
8	100	500	11103321	—	11103206	—
10	100	500	11103322	—	11103207	—
12	100	500	11103323	—		
14	100	500	11103324	—	11103209	—
16	100	500	11103325	—		
18	100	500	11103326	—	11103211	—
20	100	500	11103327	—	11103212	—
22	100	500	11103328	—	11103213	—
25	100	500	11103329	—	11103214	—
30	100	250	11103330	—		
35	100	250	11103331	—		
40	100	250	11103332	—		
45	100	250	11103333	—	11103218	—
50	100	200	11103334	—		
60	100	200	11103335	—	11103220	—
70	100	200	11103336	—		

M6-1.0
Hex Size=5mm

Length	Pkg. Qty.	Case Qty.	Plain Part No.	Plain UOM /Ea	Zinc Part No.	Zinc UOM /Ea
8	100	200	11103337	^—	11103221	^—
10	100	200	11103338	—		
12	100	200	11103339	—		
14	100	200	11103340	—		
16	100	200	11103341	—		
18	100	200	11103342	—	11103226	—
20	100	200	11103343	—		
22	100	200	11103344	—	11103228	—
25	100	200	11103345	—		
30	100	200	11103346	—		
35	50	200	11103347	—		
40	50	200	11103348	—	11103232	—
45	50	200	11103349	—	11103233	—
50	50	200	11103350	—	11103234	—
55	25	200	11103351	—		
60	25	200	11103352	—		
70	25	200	11103353	—	11103237	—

M8-1.25
Hex Size=6mm

Length	Pkg. Qty.	Case Qty.	Plain Part No.	Plain UOM /Ea	Zinc Part No.	Zinc UOM /Ea
10	100	200	11103354	^—	11103238	^—
12	100	200	11103355	—		
14	100	200	11103356	—	11103240	—
16	100	200	11103357	—	11103241	—
18	100	200	11103358	—	11103242	—
20	100	200	11103359	—		
22	100	200	11103360	—	11103244	—
30	100	200	11103362	—		
35	50	200	11103363	—		
40	50	200	11103364	—	11103248	—
45	50	200	11103365	—	11103249	—
50	50	200	11103366	—		
55	25	200	11103367	—	11103251	—
60	25	200	11103368	—	11103252	—
70	25	200			11103253	—

M10-1.5
Hex Size=8mm

Length	Pkg. Qty.	Case Qty.	Plain Part No.	Plain UOM /Ea	Zinc Part No.	Zinc UOM /Ea
16	100	200	11103369	^—		
20	100	200	11103370	—	11103256	—
22	100	200	11103371	—	11103257	—
25	100	200	11103372	—		
30	100	200	11103373	—	11103259	—
35	50	200	11103374	—	11103260	—
40	50	200	11103375	—	11103261	—
45	50	200	11103376	—		
50	50	200	11103377	—		
55	25	200	11103378	—		
60	25	200	11103379	—		
70	25	200	11103380	—	11103265	—
80	25	200	11103381	—	11103266	—
90	25	200	11103382	—	11103267	—
100	25	200	11103383	—		

If its not on our shelf...we'll make it!
Ask the local store to quote your threaded and machined parts.

Danaher Ad

TRUSTED VALUE.
CRAFTSMAN
INDUSTRIAL STRENGTH.
ARMSTRONG
INDUSTRIAL HAND TOOLS
DANAHER
TOOL GROUP
GEARWRENCH
MAXIMUM PRODUCTIVITY.
HOLO·KROME
CRITICAL APPLICATION.

Socket Head Cap Screws Cont.

M12-1.75 Hex Size=10mm

Length	Pkg. Qty.	Case Qty.	Plain Part No.	Plain UOM /Ea	Zinc Part No.	Zinc UOM /Ea
20	100	200	11103384	^	11103268	^
25	100	200	11103385	—		
30	100	200	11103386	—	11103270	—
35	50	200	11103387	—	11103271	—
40	50	200	11103388	—		
45	50	200	11103389	—		
50	50	200	11103390	—		
55	25	200	11103391	—		
60	25	200	11103392	—	11103275	—
70	25	200	11103393	—		
80	25	200	11103394	—	11103277	—
90	25	200	11103395	—	11103278	—
100	10	200	11103396	—	11103279	—
110	10	200	11103397	—		
120	10	200	11103398	—		

M14-2.0 Hex Size=12mm

Length	Pkg. Qty.	Case Qty.	Plain Part No.	Plain UOM /Ea	Zinc Part No.	Zinc UOM /Ea
25	100	200	11103399	^		
30	100	200	11103400	—	11103280	—
35	100	200			11103281	—
40	50	200	11103401	—	11103282	—
45	50	200			11103283	—
50	50	200	11103402	—	11103284	—
55	25	200	11103403	—		
60	25	200	11103404	—		
70	10	200	11103405	—		
80	10	200	11103406	—		
100	10	200	11103407	—		

M16-2.0 Hex Size=14mm

Length	Pkg. Qty.	Case Qty.	Plain Part No.	Plain UOM /Ea	Zinc Part No.	Zinc UOM /Ea
25	50	150	11103408		11103285	
30	50	150	11103409		11103286	
35	50	150	11103410		11103287	
40	50	150	11103411		11103288	
45	50	150	11103412		11103289	
50	50	150	11103413		11103290	
55	25	150	11103414		11103291	
60	25	150	11103415			
70	25	150	11103416		11103293	
80	10	150	11103417		11103294	
90	10	150	11103418			
100	10	150	11103419			

M18-2.5 Hex Size=14mm

Length	Pk50g. Qty.	Case Qty.	Part No.	UOM /Ea
40	50	150	11103420	^
55	50	150	11103421	—
100	25	150	11103422	—

M20-2.5 Hex Size=17mm

Length	Pkg. Qty.	Case Qty.	Part No.	UOM /Ea
30	50	100	11103423	^
35	50	100	11103424	—
40	50	100	11103425	—
45	50	100	11103426	—
50	50	100	11103427	—
55	25	100	11103428	—
60	25	100	11103429	—
70	25	100	11103430	—
80	25	100	11103431	—
90	25	100	11103432	—
100	10	100	11103433	—
110	10	100	11103434	—
120	10	100	11103435	—
130	10	100	11103436	—

12.9 Metric

FNL = DIN 912

Holo-Krome Metrics = ANSI B18.3.1M

Plain & Zinc

5G/6G thread tolerance. Class 12.9 is an alloy steel with a tensile strength of 1220 MPa. thread length is 4x diameter. Sizes too short for this formula are fully threaded

M1.6 -.35 Hex Size=1.5mm

Length	Pkg. Qty.	Case Qty.	FNL Zinc Part No.	FNL Zinc UOM /100
3	100	500	0134589	^
4	100	500	0134590	—
5	100	500	0134591	—
6	100	500	0134592	—

M2 -.4 Hex Size=1.5mm

Length	Pkg. Qty.	Case Qty.	FNL Plain Part No.	FNL Plain UOM /100	FNL Zinc Part No.	FNL Zinc UOM /100
3	100	500	0134593	^		
4	100	500	0134594	—		
5	100	500	0134595	—		
6	100	500	0134596	—	0141682	—
8	100	500	0134597	—	0141683	—
10	100	500	0134599	—	0141684	—
12	100	500	0134600	—	0141685	—

M2.5-.45 Hex Size=2mm

Length	Pkg. Qty.	Case Qty.	FNL Plain Part No.	FNL Plain UOM /100	FNL Zinc Part No.	FNL Zinc UOM /100	HK Plain Part No.	HK Plain UOM /100
4	100	500	0134606	^				
5	100	500	0134607	—			0137183	—
6	100	500	0134608	—	0141689	—	0137184	—
8	100	500	0134610	—	0141690	—	0137185	—
10	100	500	0134611	—	0141691	—		
12	100	500	0134612	—	0141692	—		
14	100	500	0154260	—				
16	100	500	0134614	—	0141693	—		
20	100	500	0134616	—				
25	100	500	0154261	—				

M3-0.5 Hex Size=2.5mm

Length	Pkg. Qty.	Case Qty.	FNL Plain Part No.	FNL Plain UOM /100	FNL Zinc Part No.	FNL Zinc UOM /100	HK Plain Part No.	HK Plain UOM /100	HK Zinc Part No.	HK Zinc UOM /100
4	100	500	39500	^						
5	100	500	39501	—	0141696	—	86000	—		
6	100	500	39502	—	0135989	—	86001	—		
8	100	500	39503	—	0135863	—	86002	—	0130768	—
10	100	500	39504	—	0135864	—	86003	—		
12	100	500	39505	—	0135865	—	86004	—		
14	100	500	39514	—	0135866	—				
16	100	500	39506	—	0135867	—	86005	—		
18	100	500	39515	—						
20	100	200	39507	—	0135869	—	86006	—	0130773	—
22	100	200	39516	—						
25	100	200	39508	—	0135870	—	86007	—	0130774	—
30	100	200	39509	—	0135871	—	86008	—	0130775	—
35	100	200	39510	—	0135872	—	86009	—	0130776	—
40	100	200	39511	—	0135873	—				
45	100	200	39512	—	0135874	—				
50	100	200	39513	—	0135875	—				

If its not on our shelf...we'll make it!
Ask the local store to quote your threaded and machined parts.

Socket Head Cap Screws

Socket Head Cap Screws Cont.

M4-0.7
Hex Size=3mm

Length	Pkg. Qty.	Case Qty.	FNL Plain Part No.	FNL Plain UOM /100	FNL Zinc Part No.	FNL Zinc UOM /100	HK Plain Part No.	HK Plain UOM /100	HK Zinc Part No.	HK Zinc UOM /100
5	100	500	39521	^			86010	^		
6	100	500	39522	—	0135877	—	86011	—	0130777	—
8	100	500	39523	—	0135878	—	86012	—		
10	100	500			0135879	—	86013	—	0130779	—
12	100	500	39525	—	0135880	—	86014	—	0130780	—
14	100	500	39518	—	0135881	—				
16	100	500	39526	—	0135882	—	86015	—		
18	100	500	39519	—	0141698	—				
20	100	500	39527	—	0135883	—	86016	—		
22	100	500	39520	—	0135884	—				
25	100	500	39528	—	0135885	—	86017	—		
30	100	200	39529	—	0135886	—	86018	—		
35	100	200	39530	—	0135887	—	86019	—	0130785	—
40	100	200	39531	—	0135888	—	86020	—		
45	50	200	39532	—	0135889	—				
50	50	200	39533	—	0135890	—	86022	—		
60	50	200	39534	—	0135891	—				
70	50	200	39535	—	0135892	—				
75	50	200	35400	—	0141699	—				
80	50	200	39536	—	0141700	—				
90	50	200	35401	—	0141701	—				
100	25	200	35402	—	0141702	—				

M5-0.8
Hex=4mm

Length	Pkg. Qty.	Case Qty.	FNL Plain Part No.	FNL Plain UOM /100	FNL Zinc Part No.	FNL Zinc UOM /100	HK Plain Part No.	HK Plain UOM /100	HK Zinc Part No.	HK Zinc UOM /100
6	100	500	39542	^	0135893	^	0163622	^		
8	100	500	39543	—	0135894	—	86023	—	0130788	—
10	100	500	39544	—	0135895	—	86024	—	0130789	—
12	100	500	39545	—	0135896	—	86025	—	0130790	—
14	100	500	39539	—	0135897	—				
16	100	500	39546	—	0135898	—	86026	—		
18	100	500	39540	—	0135899	—				
20	100	500	39547	—	0135900	—	86027	—		
22	100	500	39541	—						
25	100	500	39548	—	0135902	—	86028	—		
30	100	200	39549	—	0135903	—	86029	—		
35	100	200	39550	—	0135904	—	86030	—	0130795	—
40	100	200	39551	—	0135905	—	86031	—	0130796	—
45	100	200	39552	—	0135906	—	86032	—		
50	100	200	39553	—	0135907	—	86033	—		
55	50	200	39554	—						
60	50	200	39555	—	0135909	—	86035	—		
65	50	200	39556	—						
70	50	200	39557	—	0135911	—	0163626	—	0130798	—
75	50	200	35386	—						
80	50	200	39558	—	0141704	—	0163627	—		
90	50	200	39559	—	0141705	—				
100	25	200	39560	—	0141706	—				
110	25	200	35403	—	0141707	—				
120	25	200	35404	—	0141708	—				
130	25	200	35405	—	0141709	—				
140	25	200	35406	—	0141710	—				
150	25	200	35407	—	0141711	—				

M6-1.0
Hex Size=5mm

Length	Pkg. Qty.	Case Qty.	FNL Plain Part No.	FNL Plain UOM /100	FNL Zinc Part No.	FNL Zinc UOM /100	HK Plain Part No.	HK Plain UOM /100	HK Zinc Part No.	HK Zinc UOM /100
6	100	500	39562	^						
8	100	500	39563	—	0135912	—	86037	—	0130799	—
10	100	500	39564	—	0135913	—	86038	—	0130800	—
12	100	500	39565	—	0135914	—	86039	—		
14	100	500	39561	—	0135915	—				
16	100	500	39566	—	0135916	—	86040	—		
18	100	500	39582	—	0135917	—				
20	100	500	39567	—	0135918	—	86041	—		
22	100	500	39583	—	0135919	—				
25	100	500	39568	—	0135920	—	86042	—		
30	100	200	39569	—	0135921	—	86043	—	0130805	—
35	100	200	39570	—	0135922	—	86044	—		
40	100	200	39571	—	0135923	—	86045	—		
45	100	200	39572	—	0135924	—	86046	—	0130808	—
50	50	200	39573	—	0135925	—	86047	—		
55	50	200	39574	—	0135926	—	86048	—	0130810	—
60	50	200	39575	—	0135927	—	86049	—		
65	50	200	39576	—	0135928	—	86050	—		
70	50	200	39577	—	0135929	—	86051	—	0130812	—
75	50	200	39538	—	0141714	—	86052	—		
80	50	200	39578	—	0141715	—	86053	—		
90	50	200	39579	—	0141716	—	86054	—		
100	25	200	39580	—	0141717	—	86055	—		
110	25	200	35408	—	0141718	—				
120	25	200	39581	—	0141719	—				
130	25	200	35409	—	0141720	—				
140	25	200	35410	—						
150	10	200	35411	—						
160	10	200	35412	—						
170	10	200	35413	—						
180	10	200	35414	—						
200	10	200	35415	—						

M8-1.25
Hex Size=6mm

Length	Pkg. Qty.	Case Qty.	FNL Plain Part No.	FNL Plain UOM /100	FNL Zinc Part No.	FNL Zinc UOM /100	HK Plain Part No.	HK Plain UOM /100	HK Zinc Part No.	HK Zinc UOM /100
10	100	500	39584	^	0135930	^	86056	^	0130813	^
12	100	500	39585	—	0135931	—	86057	—	0130814	—
14	100	500	39649	—	0133478	—	0163634	—		
16	100	500	39586	—	0135932	—	86058	—		
18	100	500	39650	—						
20	100	500	39587	—	0135934	—	86059	—		
22	100	500	39517	—	0135935	—				
25	50	500	39588	—	0135936	—	86060	—	0130817	—
30	50	500	39589	—	0135937	—	86061	—	0130818	—
35	50	200	39590	—	0135938	—	86062	—	0130819	—
40	50	200	39591	—	0135939	—	86063	—	0130820	—
45	50	100	39592	—	0135940	—	86064	—		
50	50	100	39593	—	0135941	—	86065	—		
55	50	100	39594	—	0135942	—	86066	—	0130823	—
60	50	100	39595	—	0135943	—	86067	—	0130824	—
65	50	100	39596	—	0135944	—	86068	—	0130825	—
70	50	100	39597	—	0135945	—	86069	—	0130826	—
75	50	100	39537	—	0141727	—	86070	—		
80	50	100	39598	—	0141728	—	86071	—		
90	50	100	39599	—	0141729	—	86072	—		
100	25	100	39600	—	0141730	—	86073	—		
110	25	100	39601	—	0141731	—	86074	—		
120	25	100	39602	—	0141732	—	86075	—		
130	25	100	39603	—	0141733	—	0163638	—		
140	25	100	39604	—	0141734	—				
150	10	100	39605	—	0141735	—				
160	10	100	39606	—	0141736	—				
180	10	100	39607	—	0141737	—				
200	10	100	39608	—	0141738	—				

Socket Head Cap Screws Cont.

M10-1.5
Hex Size=8mm

Length	Pkg. Qty.	Case Qty.	FNL Plain Part No.	FNL Plain UOM /100	FNL Zinc Part No.	FNL Zinc UOM /100	HK Plain Part No.	HK Plain UOM /100	HK Zinc Part No.	HK Zinc UOM /100
10	50	200			0141739	^—	0163641	^—		
12	50	200	39615	—	0135946	—	86076	—		
14	50	200	39643	—	0135947	—				
15	50	200	0154271	—						
16	50	200	39616	—	0135948	—	86077	—	0130828	—
18	50	200	39644	—	0135949	—				
20	50	200	39617	—	0135950	—	86078	—	0130829	—
22	50	200	39645	—	0135951	—				
25	50	200	39618	—	0135952	—	86079	—		
30	50	200	39619	—	0135953	—	86080	—	0130831	—
35	50	100	39620	—	0135954	—	86081	—	0130832	—
40	50	100	39621	—	0135955	—	86082	—	0130833	—
45	50	100	39622	—	0135956	—	86083	—	0130834	—
50	50	100	39623	—	0135957	—	86084	—	0130835	—
55	25	100	39624	—	0135958	—	86085	—	0130836	—
60	25	100	39625	—	0135959	—	86086	—	0130837	—
65	25	100	39646	—	0135960	—	86087	—		
70	25	100	39626	—	0135961	—	86088	—	0130839	—
75	25	100	39647	—	0141740	—	86089	—		
80	25	100	39627	—	0135962	—	86090	—	0130841	—
85	25	50	39648	—						
90	25	50	39628	—	0141741	—	86091	—		
100	10	50	39629	—	0141742	—	86092	—		
110	10	50	39630	—	0141743	—	86093	—		
120	10	50	39631	—	0141744	—				
130	10	50	39632	—	0141745	—	86094	—		
140	10	50	39633	—	0141746	—				
150	5	50	39634	—	0141747	—	86095	—		
160	5	50	39635	—	0141748	—				
170	5	50	35416	—	0141749	—				
180	1	50			0141750	—				
190	1	50	35417	—	0141751	—				
200	1	50	39637	—	0141752	—				
260	1	50	39641	—						
280	1	50	39642	—						
300	1	50	35418	—						

M12-1.75
Hex Size=10mm

Length	Pkg. Qty.	Case Qty.	FNL Plain Part No.	FNL Plain UOM /100	FNL Zinc Part No.	FNL Zinc UOM /100	HK Plain Part No.	HK Plain UOM /100	HK Zinc Part No.	HK Zinc UOM /100
12	25	200	0154274	^—						
15	25	200					0163647	—		
16	25	200	39651	—	0135963	—	0163648	—		
20	25	200	39652	—	0135965	—	86096	—	0130842	—
25	25	200	39653	—	0135967	—	86097	—	0130843	—
30	25	200	39654	—	0135968	—	86098	—	0130844	—
35	25	100	39655	—	0135969	—	86099	—	0130845	—
40	25	100	39656	—	0135970	—	86100	—	0130846	—
45	25	100	39657	—	0135971	—	86101	—	0130847	—
50	25	100	39658	—	0135972	—	86102	—		
55	25	50	39659	—	0135973	—	86103	—	0130849	—
60	25	50	39660	—	0135974	—	86104	—	0130850	—
65	25	50	39661	—	0135975	—	86105	—	0130851	—
70	25	50	39662	—	0135976	—	86106	—	0130852	—
75	10	50	39675	—	0141754	—	86107	—	0130853	—
80	10	50	39663	—	0135977	—	86108	—	0130854	—
90	10	50	39664	—	0135978	—	86109	—	0130855	—
100	5	50	39665	—	0135979	—	86110	—	0130856	—
110	5	50	39666	—	0141755	—	86111	—		
120	5	50	39667	—	0141756	—	86112	—	0130858	—
130	5	50	39668	—	0141757	—	86113	—		
140	5	50	39669	—	0141758	—	0163649	—		
150	1	50	39670	—	0141759	—	86114	—		
160	1	50	39671	—	0141760	—	0163650	—		
170	1	50	35419	—	0141761	—				
180	1	50	39672	—	0141762	—				
190	1	50	35420	—						
200	1	50	39673	—	0141764	—				
210	1	50	35421	—						
230	1	50	35422	—						
260	1	50	39678	—						
300	1	50	35423	—						

M14-2.0
Hex Size=12mm

Length	Pkg. Qty.	Case Qty.	FNL Plain Part No.	FNL Plain UOM /100	FNL Zinc Part No.	FNL Zinc UOM /100
25	25	100	39683	^—	0135980	^—
30	25	100	39684	—	0135981	—
35	10	100	39685	—	0135982	—
40	10	100	39686	—	0135983	—
45	10	100	39687	—	0135984	—
50	10	100	39688	—	0135985	—
55	10	100	39689	—	0135986	—
60	10	50	39690	—	0135987	—
65	10	50			0135988	—
70	10	50	39692	—	0141768	—
75	10	50	39704	—		
80	10	50	39693	—	0141770	—
90	10	50	39694	—		
100	5	50	39695	—	0141772	—
110	5	50	39696	—		
120	5	50	39697	—		
130	5	50	39698	—		
140	5	50	39699	—		
150	1	50	39700	—		
160	1	50	39701	—		
180	1	50	39702	—		
200	1	50	39703	—		

If its not on our shelf...we'll make it!
Ask the local store to quote your threaded and machined parts.

Socket Head Cap Screws

Socket Head Cap Screws Cont.

M16-2.0
Hex Size=14mm

Length	Pkg. Qty.	Case Qty.	FNL Plain Part No.	FNL Plain UOM /100	FNL Zinc Part No.	FNL Zinc UOM /100	HK Plain Part No.	HK Plain UOM /100	HK Zinc Part No.	HK Zinc UOM /100
20	10	100			0135990	^—				
25	10	100	39713	—	0135991	—				
30	10	100	39714	—	0135992	—	86115	—	0130859	—
35	10	100	39715	—	0135993	—	86116	—	0130860	—
40	10	100	39716	—	0135994	—	86117	—	0130861	—
45	10	100	39717	—	0135995	—	86118	—	0130862	—
50	5	100	39718	—	0135996	—	86119	—		
55	5	100	39719	—	0135997	—	86120	—		
60	5	50	39720	—	0135998	—	86121	—	0130865	—
65	5	50	39721	—	0141788	—	86122	—	0130866	—
70	5	50	39722	—	0135999	—	86123	—	0130867	—
75	5	50	39705	—	0141789	—	86124	—		
80	5	50	39723	—	0136000	—	86125	—	0130869	—
90	5	50	39724	—	0136001	—	86126	—	0130870	—
100	1	50	39725	—	0136002	—	86127	—	0130871	—
110	1	50	39726	—	0141790	—	86128	—		
120	1	50	39727	—	0141791	—	86129	—	0130873	—
130	1	50			0141792	—	86130	—		
140	1	50	39729	—	0141793	—	86131	—		
150	1	50			0141794	—	86132	—		
160	1	50	39731	—	0141795	—	86133	—		
180	1	50	39732	—			86134	—		
200	1	50	39733	—						

M18-2.5
Hex Size=14mm

Length	Pkg. Qty.	Case Qty.	FNL Plain Part No.	FNL Plain UOM /100
35	5	100	39710	^—
40	5	100	39711	—
45	5	100	39712	—
50	5	100	39743	—
55	5	100	39744	—
60	5	50	39736	—
70	5	50	39773	—
80	5	50	39774	—
90	5	50	39737	—
100	1	50	39738	—
110	1	50	39739	—
120	1	50	39740	—
130	1	50	39775	—
140	1	50	39741	—
150	1	50	39798	—
160	1	25	0154285	—
170	1	25	35439	—
180	1	25	39742	—

M20-2.5
Hex Size=17mm

Length	Pkg. Qty.	Case Qty.	FNL Plain Part No.	FNL Plain UOM	FNL Zinc Part No.	FNL Zinc UOM	HK Plain Part No.	HK Plain UOM
30mm	5	50					0163652	^—
35	5	50	39745	—	0141836	—	0163653	—
40	5	50	39746	—	0141837	—	86135	—
45	5	50	39747	—	0141838	—	86136	—
50	5	50	39748	—	0141839	—	86137	—
55	5	50	39749	—	0141840	—	86138	—
60	5	50	39750	—	0141841	—	86139	—
65	5	50	39751	—			86140	—
70	5	50	39752	—	0141842	—	86141	—
75	5	50	0144319	—			86142	—
80	5	50	39753	—	0141843	—	86143	—
90	5	50	39754	—	0141844	—	86144	—
100	1	50	39755	—	0141845	—	86145	—
110	1	50	39756	—	0141846	—	86146	—
120	1	25	39757	—	0141847	—	86147	—
130	1	25	39758	—	0141848	—	86148	—
140	1	25	39759	—	0141849	—	86149	—
150	1	25	39760	—			86150	—
160	1	25	39761	—			86151	—
170	1	25	35445	—				
180	1	25	39762	—			86152	—
190	1	25	35446	—				
200	1	25	39763	—			86153	—
210	1	25	35447	—				
220	1	25	39764	—				
240	1	25	39765	—				
260	1	25	39799	—				
280	1	25	0154288	—				
300	1	25	39801	—				

M22-2.5
Hex Size=17mm

Length	Pkg. Qty.	Case Qty.	FNL Plain Part No.	FNL Plain UOM /100
40	5	50	39814	^—
45	5	50	39815	—
50	5	50	39823	—
55	5	50	39824	—
60	5	50	39766	—
70	1	50	39825	—
80	1	50	39826	—
90	1	50	39767	—
100	1	50	39768	—
110	1	50	39769	—
120	1	25	39770	—
130	1	25	0154293	—
140	1	25	39771	—
150	1	25	39827	—
160	1	25	0154294	—
180	1	25	39772	—
210	1	25	35449	—
230	1	25	35450	—
240	1	25	35451	—
260	1	25	35452	—

Socket Head Cap Screws Cont.

M24-3.0
Hex Size=19mm

			FNL				HK	
			Plain		Zinc		Plain	
Length	Pkg. Qty.	Case Qty.	Part No.	UOM /100	Part No.	UOM /100	Part No.	UOM /100
40	1	50	39776	^			0163654	^
45	1	50	39777	—				
50	1	50	39778	—			86154	—
55	1	50	39779	—	0141887	—		
60	1	50	39780	—	0141888	—	86155	—
65	1	50	39781	—	0141889	—	86156	—
70	1	50	39782	—	0141890	—	86157	—
75	1	50	39828	—	0141891	—		
80	1	50	39783	—	0141892	—	86158	—
90	1	50	39784	—	0141893	—	86159	—
100	1	50	39785	—	0141894	—	86160	—
110	1	50	39786	—	0141895	—	86161	—
120	1	25	39787	—	0141896	—	86162	—
130	1	25	39788	—	0141897	—	86163	—
140	1	25	39789	—	0141898	—	86164	—
150	1	25	39790	—	0141899	—	86165	—
160	1	25	39791	—	0141900	—	86166	—
170	1	25	35454	—				
180	1	25	39792	—			86167	—
190	1	25	35455	—				
200	1	25	39793	—			86168	—
220	1	25	39794	—			86169	—
240	1	25	39795	—			86170	—
260	1	25	39796	—			86171	—
280	1	25	0154296	—				
300	1	25	39797	—				

M27-3.0
Hex Size=19mm

			FNL Plain	
Length	Pkg. Qty.	Case Qty.	Part No.	UOM
50	1	50	35391	^
55	1	50	35459	—
60	1	50	35460	—
80	1	50	35461	—
90	1	50	35462	—
100	1	50	35463	—
110	1	50	35464	—
120	1	25	35465	—
130	1	25	35466	—
140	1	25	35467	—
160	1	25	35468	—
180	1	25	0154298	—
200	1	25	35469	—
220	1	25	35470	—
240	1	25	35471	—
260	1	25	35393	—
300	1	25	35474	—

M30-3.5
Hex Size=22mm

			FNL Plain	
Length	Pkg. Qty.	Case Qty.	Part No.	UOM /100
50	1	50	35476	^
55	1	50	35477	—
65	1	50	35478	—
70	1	50	35479	—
80	1	50	39802	—
90	1	50	39803	—
100	1	50	39804	—
110	1	25	39805	—
120	1	25	39806	—
130	1	25	39807	—
140	1	25	39808	—
150	1	25	39809	—
160	1	25	39810	—
170	1	25	35480	—
180	1	25	39811	—
190	1	25	35481	—
200	1	25	39812	—
220	1	25	39839	—
260	1	25	38793	—
280	1	25	38794	—
300	1	25	38811	—

M36-4.0
Hex Size=27mm

			FNL Plain	
Length	Pkg. Qty.	Case Qty.	Part No.	UOM /100
60	1	25	39816	^
70	1	25	35503	—
80	1	25	39830	—
90	1	25	39817	—
100	1	25	39818	—
110	1	25	39819	—
120	1	25	39820	—
130	1	25	35505	—
140	1	25	39821	—
150	1	25	35506	—
160	1	25	39831	—
170	1	25	35507	—
180	1	25	39822	—
190	1	25	35508	—
200	1	25	39832	—
220	1	25	39833	—
240	1	25	39834	—
260	1	25	39835	—
300	1	25	39837	—

Fully Threaded Selection
FNL = DIN 912
Coarse Thread - Plain

M5-0.8
Hex Size=4mm

Length	Pkg. Qty.	Case Qty.	Part No.	UOM /100
30	100	200	35550	^
35	50	200	35551	—
40	50	200	35552	—
45	50	200	35553	—
50	50	200	35554	—
60	50	200	35555	—

M6-1.0
Hex Size=5mm

Length	Pkg. Qty.	Case Qty.	Part No.	UOM /100
35	50	200	35556	^
40	50	200	35557	—
45	50	200	35558	—
50	50	200	35559	—
60	50	200	35560	—
70	50	200	35561	—
80	50	200	35562	—

M8-1.25
Hex Size=6mm

Length	Pkg. Qty.	Case Qty.	Part No.	UOM /100
40	50	200	35565	^
45	50	100	35566	—
50	50	100	35567	—
60	50	100	35568	—
70	50	100	35569	—
80	50	100	35570	—
90	50	100	35571	—
100	25	100	35572	—

M10-1.50
Hex Size=8mm

Length	Pkg. Qty.	Case Qty.	Part No.	UOM /100
45	25	100	35573	^
50	25	100	35574	—
60	25	100	35575	—
70	25	100	35576	—
80	25	100	35577	—
90	25	50	35578	—
100	10	50	35579	—

If its not on our shelf...we'll make it!
Ask the local store to quote your threaded and machined parts.

Socket Head Cap Screws, Low Head Socket Cap Screws

Socket Head Cap Screws Cont.

M12-1.75
Hex Size=10mm

Length	Pkg. Qty.	Case Qty.	Part No.	UOM /100
60	10	50	35580	^
70	10	50	35581	—
80	10	50	35582	—
90	10	50	35583	—
100	5	50	35584	—

M16-2.0
Hex Size=14mm

Length	Pkg. Qty.	Case Qty.	Part No.	UOM /100
70	5	50	35585	^
80	5	50	35586	—
90	5	50	35587	—
100	1	50	35588	—

FNL = DIN 912
Fine Thread - Plain

M8-1.0
Hex Size=6mm

Length	Pkg. Qty.	Case Qty.	Part No.	UOM /100
16	100	500	35750	^
20	100	500	35751	—
25	100	500	35752	—
30	100	200	35753	—
35	100	200	0154267	—
40	50	200	35754	—
50	50	200	0154268	—

M10-1.25
Hex Size=8mm

Length	Pkg. Qty.	Case Qty.	Part No.	UOM /100
20	50	200	35756	^
25	50	200	35757	—
30	50	200	35758	—
40	25	200	35759	—
50	25	200	35760	—
60	25	200	0154272	—
80	25	200	0154273	—

M12-1.5
Hex Size=10mm

Length	Pkg. Qty.	Case Qty.	Part No.	UOM /100
20	25	200	35761	^
25	25	200	35762	—
30	25	200	35763	—
40	10	100	35764	—
50	10	100	35765	—

M12-1.25
Hex Size=10mm

Length	Pkg. Qty.	Plain Case Qty.	Part No.	UOM
30	25	200	0154275	^
40	10	100	0154276	—
50	10	100	0154277	—
60	10	100	0154278	—
70	10	100	0154279	—
80	10	100	0154280	—

M16-1.5
Hex Size=14mm

Length	Pkg. Qty.	Case Qty.	Part No.	UOM /100
30	10	100	35766	^
40	5	100	35768	—
50	5	100	35769	—
60	5	100	35770	—
80	5	100	0154282	—

Low Head Socket Cap Screws

8.8 - Plain
DIN 7984

Low Head screws are used when clearance is critical. These screws feature a head height that is half the height of a standard Socket Head screw. Length is measured from under the head. Heat treated with a black plain finish.

M3-0.5
Hex Size=2mm

Length	Pkg. Qty.	Case Qty.	Part No.	UOM
5	100	500	90550	^
6	100	500	90551	—
8	100	500	90552	—
10	100	500	90553	—
12	100	500	90554	—
16	100	500	90555	—
20	100	500	90556	—
25	100	500	90557	—
30	100	500	90558	—

M4-0.7
Hex Size=2.5mm

Length	Pkg. Qty.	Case Qty.	Part No.	UOM /100
6	100	500	90563	^
8	100	500	90564	—
10	100	500	90565	—
12	100	500	90566	—
16	100	500	90567	—
20	100	500	90568	—
25	100	500	90569	—
30	100	500	90570	—

M5-0.8
Hex Size=3mm

Length	Pkg. Qty.	Case Qty.	Part No.	UOM
6	100	500	90573	^
8	100	500	90574	—
10	100	500	90575	—
12	100	500	90576	—
16	100	500	90577	—
20	100	500	90578	—
25	100	500	90579	—
30	100	500	90580	—
35	50	500	90581	—
40	50	500	90582	—

M6-1.0
Hex Size=4mm

Length	Pkg. Qty.	Case Qty.	Part No.	UOM /100
8	100	500	90585	^
10	100	500	90586	—
12	100	500	90587	—
14	100	500	90490	—
16	100	500	90588	—
20	100	500	90589	—
25	100	500	90590	—
30	100	200	90591	—
35	50	200	90592	—
40	50	200	90593	—
45	50	200	90594	—

M8-1.25
Hex Size=5mm

Length	Pkg. Qty.	Case Qty.	Part No.	UOM /100
10	100	200	90596	^
12	100	200	90597	—
16	100	200	90598	—
20	100	200	90599	—
25	100	200	90600	—
30	100	200	90601	—
35	50	200	90602	—
40	50	200	90603	—
45	50	200	90604	—
50	50	200	90605	—
60	50	200	90606	—

M10-1.5
Hex Size=7mm

Length	Pkg. Qty.	Case Qty.	Part No.	UOM /100
16	50	200	90607	^
20	50	200	90608	—
25	50	200	90609	—
30	50	200	90610	—
35	25	100	90611	—
40	25	100	90612	—
45	25	100	90613	—
50	25	100	90614	—
60	25	100	90615	—
70	25	100	90616	—

M12-1.75
Hex Size=8mm

Length	Pkg. Qty.	Case Qty.	Part No.	UOM /100
20	25	100	90618	^
25	25	100	90619	—
30	25	100	90620	—
35	10	100	90621	—
40	10	100	90622	—
45	10	100	90623	—
50	10	100	90624	—
60	10	100	90625	—
70	10	50	90626	—

M16-2.0
Hex Size=12mm

Length	Pkg. Qty.	Case Qty.	Part No.	UOM /100
30	10	50	90628	^
35	5	50	90629	—
40	5	50	90630	—
45	5	50	90631	—
50	5	50	90632	—
60	5	50	90633	—
70	5	25	90634	—
80	5	25	90635	—

M20-2.5
Hex Size=14mm

Length	Pkg. Qty.	Case Qty.	Part No.	UOM /100
40	5	25	90636	^
50	5	25	90637	—
60	5	25	90638	—
70	5	25	90639	—
80	5	25	90640	—

M24-3.0
Hex Size=17mm

Length	Pkg. Qty.	Case Qty.	Part No.	UOM /100
40	1	25	90641	^
50	1	25	90642	—
60	1	25	90643	—
80	1	25	90644	—
90	1	25	90645	—

Flat Head Socket Cap Screws

Plain and Zinc Finish

10.9 Metric
FNL = DIN 7991
Holo-Krome = ANSI B18.3.5m

Holo-Krome socket fasteners are Thermo-Forged rather than the normal cold heading process, which provides more uniform grain flow resulting in a stronger part under dynamic loading plus consistency between parts.

Holo-Krome threads are rolled rather than cut, giving uninterrupted grain flow, and stronger more precise threads. The threads are held to 3A tolerances.

M2-0.4
Hex=1.5mm

Length	Pkg. Qty.	Case 500Qty.	Part No.	UOM
4	100	500	40908	^—
5	100	500	40909	—
6	100	500	40910	—
8	100	500	40911	—
10	100	500	40912	—
12	100	500	40913	—

M2.5-0.45
Hex=2mm

Length	Pkg. Qty.	Case Qty.	Part No.	UOM
5	100	500	40914	^—
6	100	500	40915	—
8	100	500	40916	—
10	100	500	40917	—
12	100	500	40918	—
16	100	500	40919	—

M3-0.5
Hex Size=2mm

			Plain		Zinc	
Length	Pkg. Qty.	Case Qty.	Part No.	UOM	Part No.	UOM
5	100	500	40920	^—		
6	100	500	40921	—	0141353	—
8	100	500	40922	—	0141354	—
10	100	500	40923	—	0141355	—
12	100	500	40924	—	0141356	—
14	100	500	40925	—		
16	100	500	40926	—	0141357	—
18	100	500	40927	—		
20	100	500	40928	—	0141358	—
25	100	500	40929	—	0141359	—
30	100	500	40930	—	0141360	—

M4-0.7
Hex Size=2.5mm

			FNL				HK	
			Plain		Zinc		Plain	
Length	Pkg. Qty.	Case Qty.	Part No.	UOM /100	Part No.	UOM /100	UOM Part No.	/100
6	100	500	40931	^—	0141361	^—		
8	100	500	39939	—			86260	—
10	100	500	39940	—			86261	—
12	100	500	38842	—	0141364	—	86262	—
14	100	500	39941	—	0141365	—		
16	100	500	39942	—	0141366	—	86263	—
18	100	500	40932	—				
20	100	500	39943	—	0141367	—	86264	—
25	100	500	40933	—	0141368		86265	—
30	100	500	39944	—	0141369		86266	—
35	50	500	40934	—	0141370		86267	—
40	50	500	40935	—	0141371		86268	—
50	50	500	40936	—	0141372			

M5-0.8
Hex Size=3mm

			FNL				HK	
			Plain		Zinc		Plain	
Length	Pkg. Qty.	Case Qty.	Part No.	UOM /100	Part No.	UOM /100	Part No.	UOM /100
8	100	500	40937	^—	0141373	^—	86269	^—
10	100	500	39946	—	0141374	—	86270	—
12	100	500	40938	—	0141375	—	86271	—
14	100	500	40939	—	0141376	—		
16	100	500	40940	—	0141377	—	86272	—
18	100	500	40941	—	0141378	—		
20	100	500	39947	—	0141379	—	86273	—
25	100	500	40942	—	0141380	—	86274	—
30	100	500	40943	—	0141381	—	86275	—
35	50	200	39948	—	0141382	—	86276	—
40	50	200	40944	—	0141383	—	86277	—
50	50	200	40945	—	0141384	—	86278	—
60	50	200	40946	—				

If its not on our shelf...we'll make it!
Ask the local store to quote your threaded and machined parts.

Flat Head Socket Cap Screws

Flat Head Socket Cap Screws cont.

M6-1.0
Hex Size=4mm

Length	Pkg. Qty.	Case Qty.	FNL Plain Part No.	FNL Plain UOM /100	FNL Zinc Part No.	FNL Zinc UOM /100	HK Plain Part No.	HK Plain UOM /100
8	100	500	39950	^	0141386	^		
10	100	500	39951	—	0141387	—	86279	—
12	100	500	39952	—	0141388	—	86280	—
14	100	500	39953	—	0141389	—		
16	100	500	39954	—	0141390	—	86281	—
18	100	500	40947	—				
20	100	500	39955	—	0141392	—	86282	—
25	100	500	39956	—	0141393	—	86283	—
30	100	500	39957	—	0141394	—	86284	—
35	50	200	40948	—	0141395	—	86285	—
40	50	200	39958	—	0141396	—	86286	—
45	50	500					86287	—
50	50	200	39959	—	0141397	—	86288	—
60	50	200	40949	—	0141398	—		
70	50	200	40950	—	0141399	—		
80	50	200	40951	—	0141400	—		

M8-1.25
Hex Size=5mm

Length	Pkg. Qty.	Case Qty.	FNL Plain Part No.	FNL Plain UOM	FNL Zinc Part No.	FNL Zinc UOM	HK Plain Part No.	HK Plain UOM
10	100	200	0144322	^				
12	100	200	39973	—	0141401	—		
14	100	200	39974	—	0141402	—		
16	100	200	39960	—	0141403	—	86290	—
18	100	200	39961	—				
20	100	200	39962	—	0141405	—	86291	—
25	50	200	39963	—	0141406	—	86292	—
30	50	200	39964	—	0141407	—	86293	—
35	50	200	39975	—	0141408	—	86294	—
40	50	200	39965	—	0141409	—	86295	—
45	50	200					86296	—
50	50	200	39966	—			86297	—
60	50	200	39967	—				
70	50	200	39969	—			86299	—
80	50	200	39970	—				
90	50	100	39971	—				
100	25	100	39972	—				

M10-1.5
Hex Size=6mm

Length	Pkg. Qty.	Case Qty.	FNL Plain Part No.	FNL Plain UOM	FNL Zinc Part No.	FNL Zinc UOM	HK Plain Part No.	HK Plain UOM
12	50	200	0144320	^				
15	50	200	0154353	—				
16	50	200	39976	—	0141410	—	86300	—
18	50	200	0154354	—				
20	25	200	39977	—	0141411	—	86301	—
25	25	200	39978	—	0141412	—	86302	—
30	25	200	39979	—	0141413	—	86303	—
35	25	100	39980	—	0141414	—	86304	—
40	25	100	39981	—	0141415	—	86305	—
45	25	100	39982	—			86306	—
50	25	100	39983	—	0141416	—	86307	—
55	25	100	0154355	—				
60	25	100	39984	—	0141417	—	86308	—
70	25	100	40952	—	0141418	—	86309	—
80	25	100	40953	—	0141419	—		
90	25	100	40954	—	0141420	—	0163702	—
100	25	100	40955	—	0141421	—		

M12-1.75
Hex Size=8mm

Length	Pkg. Qty.	Case Qty.	FNL Plain Part No.	FNL Plain UOM /100	FNL Zinc Part No.	FNL Zinc UOM /100	HK Plain Part No.	HK Plain UOM /100
20	25	100	40956	^	0141422	^	86310	^
25	25	100	39985	—	0141423	—	86311	—
30	25	100	39986	—	0141424	—	86312	—
35	10	100	39987	—	0141425	—	86313	—
40	10	100	39988	—	0141426	—	86314	—
45	10	100	0144321	—			86315	—
50	10	100	39989	—	0141427	—	86316	—
55	10	100	0154357	—			86317	—
60	10	100	39990	—	0141428	—	86318	—
70	10	25	40957	—	0141429	—	0163703	—
80	10	25	40958	—	0141430	—		
90	10	25	40959	—	0141431	—	0163704	—
100	5	25	40960	—	0141432	—		

M14-2.0
Hex Size =10mm

Length	Pkg. Qty.	Case Qty.	FNL Plain Part No.	FNL Plain UOM
40	10	100	0154360	^
50	10	100	0154361	—
60	10	100	0154362	—

M16-2.0
Hex Size=10mm

Length	Pkg. Qty.	Case Qty.	FNL Plain Part No.	FNL Plain UOM /100	FNL Zinc Part No.	FNL Zinc UOM /100	HK Plain Part No.	HK Plain UOM /100
25	10	100	39991	^	0141433	^		
30	10	100	39992	—	0141434	—	86319	—
35	5	100	39993	—	0141435	—	86320	—
40	5	100	39994	—	0141436	—	86321	—
45	5	100					86322	—
50	5	100	39995	—	0141437	—	86323	—
60	5	100	39996	—	0141438	—	86324	—
70	5	100	39997	—			86325	—
80	5	100	39998	—				
90	5	100	39999	—				
100	1	25	40961	—				
110	1	25	41793	—				
130	1	25	41795	—				
140	1	25	41796	—				

Flat Head Socket Cap Screws, Button Head Socket Cap Screws

Flat Head Socket Cap Screws Cont.

M20-2.5
Hex Size=12mm

Length	Pkg. Qty.	UOM Case Qty.	FNL Plain Part No.	/100
35	5	25	40962	^—
40	5	25	40963	—
50	5	25	40964	—
60	5	25	40965	—
70	5	25	40966	—
80	5	25	40967	—
90	5	25	40968	—
100	1	25	40969	—
110	1	25	41799	—
120	1	25	40970	—
130	1	25	41800	—
140	1	25	40971	—
150	1	25	41801	—
155	1	25	41802	—
160	1	25	40972	—
170	1	25	41803	—

M24-3.0
Hex Size=14mm

Length	Pkg. Qty.	Case Qty.	FNL Plain Part No.	UOM
40	1	25	40974	^—
45	1	25	34704	—
50	1	25	40975	—
60	1	25	40976	—
70	1	25	40977	—
80	1	25	40978	—
90	1	25	40979	—
100	1	25	40980	—
110	1	25	34708	—
120	1	25	40981	—
130	1	25	34709	—
140	1	25	40982	—
150	1	25	34710	—
160	1	25	40983	—
170	1	25	34711	—
180	1	25	34712	—
200	1	25	40984	—

Button Head Socket Cap Screws

10.9 Metric Plain
FNL - ISO 7380
Holo-Krome - ANSI B18.3.4M

Great for use when a wider bearing surface, low head height or more finished appearance is desired. Also excellent for use in materials too thin to accommodate countersunk flat head screws. FNL have a 5g 6g thread fit. Holo-Krome have a 4g 6g thread fit. Length is measured from under the head.

M3-0.5, hex=2mm

Length	Pkg. Qty.	Case Qty.	FNL Plain Part No.	FNL Plain UOM /100	FNL Zinc Part No.	FNL Zinc UOM /100	HK Plain Part No.	HK Plain UOM /100
6	100	500	40867	^—	0141293	^—	0163705	^—
8	100	500	40868	—	0141294	—	86326	—
10	100	500	40869	—	0141295	—	86327	—
12	100	500	40870	—	0141296	—	86328	—
14	100	500	40871	—	0141297	—	0163706	—
16	100	500	40872	—	0141298	—	86329	—

M4-0.7
Hex Size=2.5mm

Length	Pkg. Qty.	Case Qty.	FNL Plain Part No.	FNL Plain UOM /100	FNL Zinc Part No.	FNL Zinc UOM /100	HK Plain Part No.	HK Plain UOM /100
6	100	500	40873	^—	0141299	^—		
8	100	500	40874	—	0141300	—	86330	—
10	100	500	39900	—	0141301	—	86331	—
12	100	500	40875	—	0141302	—	86332	—
14	100	500	39901	—	0141303	—		
16	100	500	39902	—	0141304	—	86333	—
20	100	500	39903	—	0141305	—		
40	100	500	0185879	—				

M5-0.8
Hex Size=3mm

Length	Pkg. Qty.	Case Qty.	FNL Plain Part No.	FNL Plain UOM /100	FNL Zinc Part No.	FNL Zinc UOM /100	HK Plain Part No.	HK Plain UOM /100
6	100	500	39904	^—	0141306	^—		
8	100	500	40876	—	0141307	—		
10	100	500	39905	—	0141308	—	86334	—
12	100	500	40877	—	0141309	—	86335	—
14	100	500	40878	—	0141310	—		
16	100	500	40879	—	0141311	—	86336	—
20	100	500	39906	—	0141312	—	86337	—
22	100	500	40880	—	0141313	—		
25	100	500	40881	—	0141314	—	86338	—
30	100	500	40882	—	0141315	—	86339	—

M6-1.0
Hex Size=4.0mm

Length	Pkg. Qty.	Case Qty.	FNL Plain Part No.	FNL Plain UOM	FNL Zinc Part No.	FNL Zinc UOM	HK Plain Part No.	HK Plain UOM
6	100	500	39907	^—				
8	100	500	39908	—	0141316	—		
10	100	500	39909	—			86340	—
12	100	500	39910	—	0141318	—	86341	—
14	100	500	39911	—				
15	100	500					0163709	—
16	100	500	39912	—	0141320	—	86342	—
18	100	500	40883	—	0141321	—	0163710	—
20	100	200	39913	—			86343	—
22	100	200	40884	—	0141323	—		
25	100	200	39914	—	0141324	—	86344	—
30	100	200	40885	—	0141325	—	86345	—

M8-1.25
Hex Size=5.0mm

Length	Pkg. Qty.	Case Qty.	FNL Plain Part No.	FNL Plain UOM /100	FNL Zinc Part No.	FNL Zinc UOM /100	HK Plain Part No.	HK Plain UOM /100
10	100	200	40886	^—	0141326	^—	86346	^—
12	100	200	40887	—	0141327	—	86347	—
14	100	200	39923	—	0141328	—		
15	100	200					0163712	—
16	100	200	39915	—	0141329	—	86348	—
18	100	200	39916	—	0141330	—		
20	50	200	39917	—			86349	—
22	50	200			0141332	—		
25	50	200	39918	—	0141333	—	86350	—
30	50	200	39919	—	0141334	—	86351	—
35	50	200	38971	—	0141335	—	86352	—
40	50	200	38972	—	0141336	—	86353	—
50	50	200	0154378	—				
60	50	200	0154380	—				

If its not on our shelf...we'll make it!
Ask the local store to quote your threaded and machined parts.

Button Head Socket Cap Screws, Socket Set Screws

Button Head Socket Cap Screws cont.

M10-1.5
Hex Size=6.0mm

			FNL				HK	
			Plain		Zinc		Plain	
Length	Pkg. Qty.	Case Qty.	Part No.	UOM /100	Part No.	UOM /100	Part No.	UOM /100
12	50	200	39925	^—	0141337	^—		
16	50	200	39926	—			86354	—
18	50	200	40888	—				
20	50	200	39927	—	0141340	—	86355	—
25	50	200	39928	—	0141342	—	86356	—
30	50	200	39929	—	0141343	—	86357	—
35	25	100	39930	—				
40	25	100	39931	—	0141345	—	86358	—
50	25	100	0185887	—				
60	25	100	0154382	—				

M12-1.75
Hex Size=8mm

			FNL				HK	
			Plain		Zinc		Plain	
Length	Pkg. Qty.	Case Qty.	Part No.	UOM	Part No.	UOM	Part No.	UOM
16	25	100	0154383	^—				
20	25	100	39932	—			86359	—
25	25	100	39933	—	0141347	—	86360	—
30	25	100	39934	—	0141348	—	0163717	—
35	10	100	39935	—	0141349	—		
40	10	100	39936	—	0141350	—		
45	10	100	39937	—				
50	10	100	39938	—	0141352	—		
50	10	100					0163720	—

Socket Set Screws

Socket Set Screws
Cup Point
FNL - DIN 916
Plain Finish

Point Selection should take into account application, holding power, frequency of setting and hardness of mating parts. The Cup Point digs into the contact surface for maximum holding power under pressure. The Knurled Point features better locking power than the standard Cup Point. The Knurled Point combines the digging action of the Cup Point with counter-clockwise locking knurls that have a ratchet-locking action that helps resist loosening, even under the most severe vibrations.

M2-0.4
Hex Size=0.9mm

			FNL	
Length	Pkg. Qty.	Case Qty.	Part No.	UOM /100
2.5	100	1000	40797	^—
3	100	1000	40799	—
4	100	1000	40801	—
5	100	1000	40802	—
8	100	1000	40805	—
10	100	1000	40807	—

M2.5-0.45
Hex Size=1.3mm

			FNL	
Length	Pkg. Qty.	Case Qty.	Part No.	UOM /100
3	100	1000	40809	^—
4	100	1000	40810	—
5	100	1000	40811	—
8	100	1000	40813	—
10	100	1000	40814	—

M3-0.5
Hex Size=1.5mm

			FNL		HK	
Length	Pkg. Qty.	Case Qty.	Part No.	UOM /100	Part No.	UOM /100
3	100	1000	40815	^—		
4	100	1000	40816	—	86173	—
5	100	1000	40817	—		
6	100	1000	40818	—	86175	—
8	100	1000	40819	—	86176	—
10	100	1000	40820	—	86177	—
12	100	1000	40821	—	86178	—
16	100	1000	40822	—		
20	100	1000	40823	—		
22	100	1000	40824	—		
25	100	1000	40825	—		

M4-0.7
Hex Size=2mm

			FNL		HK	
Length	Pkg. Qty.	Case Qty.	Part No.	UOM /100	Part No.	UOM /100
4	100	1000	40826	^—		
5	100	1000	40827	—		
6	100	1000	40828	—	86181	—
8	100	1000	40829	—		
10	100	1000	39840	—		
12	100	1000	40830	—	86184	—
14	100	1000	39841	—		
16	100	1000	39842	—		
20	100	1000	39843	—		
25	100	1000	40831	—	86187	—
30	100	1000	40832	—		
40	50	1000	90293	—		

M5-0.8
Hex Size=2.5mm

			FNL		HK	
Length	Pkg. Qty.	Case Qty.	Part No.	UOM /100	Part No.	UOM /100
5	100	1000	39844	^—	0141208	^—
6	100	1000	40835	—	0141209	—
8	100	1000	40836	—		
10	100	1000	39845	—	86191	—
12	100	1000	40837	—		
14	100	1000	40838	—		
16	100	1000	40839	—	86193	—
20	100	1000	39846	—		
25	100	1000	40841	—		
30	100	1000	40842	—		
35	50	1000	40843	—		
40	50	1000	40844	—		

M6-1.0
Hex Size=3mm

			FNL		HK	
Length	Pkg. Qty.	Case Qty.	Part No.	UOM /100	Part No.	UOM /100
5	100	1000	40845	^—		
6	100	1000	0141222	—	86196	—
8	100	1000	39848	—		
10	100	1000	39849	—		
12	100	1000	39850	—		
14	100	1000	39851	—		
16	100	500	39852	—	86200	—
20	100	500	39853	—		
25	100	500	39854	—	86202	—
30	100	500	39855	—	86203	—
35	50	500	39865	—		
40	50	500	39866	—		

Socket Set Screws cont.

M8-1.25
Hex Size=4mm

Length	Pkg. Qty.	Case Qty.	FNL Part No.	FNL UOM /100	HK Part No.	HK UOM /100
6	100	1000	39867	^—		
8	100	1000	39868	—	86206	—
10	100	1000	39869	—	86207	—
12	100	1000	39870	—		
16	100	1000	39856	—	86209	—
20	100	1000	39858	—	86210	—
25	100	1000	39859	—	86211	—
30	100	1000	39860	—	86212	—
35	50	500	40848	—	86213	—
40	50	500	39861	—		
50	50	500	39862	—	86216	—
60	50	500	39863	—		

M10-1.5
Hex Size=5mm

Length	Pkg. Qty.	Case Qty.	FNL Part No.	FNL UOM /100	HK Part No.	HK UOM /100
10	50	1000	39864	^—	86217	^—
12	50	1000	39871	—	86218	—
16	50	1000	39872	—		
20	50	500	39873	—	86220	—
25	50	500	39874	—		
30	50	500	39876	—		
35	25	200	39877	—	86223	—
40	25	200	39878	—		
45	25	200	0144315	—		
50	25	200	40850	—	86226	—

M12-1.75
Hex Size=6mm

Length	Pkg. Qty.	Case Qty.	FNL Part No.	FNL UOM /100	HK Part No.	HK UOM /100
12	25	500	40852	^—		
16	25	500	40853	—	86228	—
20	25	500	40855	—		
25	25	200	39879	—	86230	—
30	25	200	39880	—	86231	—
35	10	200	39881	—	86232	—
40	10	200	39882	—	86233	—
45	10	200	40857	—		
50	10	100	40858	—	86235	—
55	10	100	0154320	—		
60	10	100	40859	—		

M16-2.0
Hex Size=8mm

Length	Pkg. Qty.	Case Qty.	FNL Part No.	FNL UOM /100	HK Part No.	HK UOM /100
16	10	100	40861	^—	86236	^—
20	10	100	39883	—	86237	—
25	10	100	39884	—		
30	10	100	39885	—	86239	—
35	5	100	39886	—		
40	5	100	39887	—	86241	—
45	5	100	0144316	—	86242	—
50	5	100	39888	—		
55	5	50			86244	—
60	5	50	40863	—	86245	—

M20-2.5
Hex Size=10mm

Length	Pkg. Qty.	Case Qty.	FNL Part No.	FNL UOM /100	HK Part No.	HK UOM /100
20	5	50	39889	^—	86246	^—
25	5	50	39893	—		
30	5	50	39894	—	86248	—
35	5	50	39895	—	86249	—
40	5	50	39896	—	86250	—
45	5	50	90118	—		
50	5	50	39891	—	86251	—
60	5	50	39892	—		
80	5	50	90121	—		

Socket Set Screws-Dog, Cone and Flat Point

Dog Point Set Screws
DIN 915

Dog Points have an extended tip that fits into a hole drilled in a shaft. Use these for permanent location of one part to another. They often replace dowel pins. Length is measured in overall length including the tip.

M3-0.5
Hex Size=1.5mm

Length	Pkg. Qty.	Case Qty.	Part No.	UOM /100
4	100	1000	90270	^—
5	100	1000	90271	—
6	100	1000	90272	—
8	100	1000	90273	—
10	100	1000	90274	—
12	100	1000	90275	—

M4-0.7
Hex Size=2mm

Length	Pkg. Qty.	Case Qty.	Part No.	UOM /100
5	100	1000	90280	^—
6	100	1000	90281	—
8	100	1000	90282	—
10	100	1000	90283	—
12	100	1000	90284	—
16	100	1000	90286	—
20	100	1000	90288	—
25	100	500	90290	—
30	100	500	90291	—
40	50	500	90293	—

M5-0.8
Hex Size=2.5mm

Length	Pkg. Qty.	Case Qty.	Part No.	UOM /100
6	100	1000	90294	^—
8	100	1000	90295	—
10	100	1000	90296	—
12	100	1000	90297	—
14	100	1000	90298	—
16	100	1000	90299	—
20	100	1000	90301	—
25	100	500	90303	—
30	100	500	90304	—
35	50	500	90305	—
40	50	500	90306	—

If its not on our shelf...we'll make it!
Ask the local store to quote your threaded and machined parts.

Socket Set Screws

Socket Set Screws-Dog, Cone and Flat Point Cont.

M6-1.0
Hex Size=3mm

Length	Pkg. Qty.	Case Qty.	Part No.	UOM /100
6	100	1000	90307	^
8	100	1000	90308	—
10	100	1000	90309	—
12	100	1000	90310	—
14	100	1000	90311	—
16	100	1000	90312	—
20	100	1000	90314	—
25	100	500	P90316	—
30	100	500	90317	—
35	50	500	90318	—
40	50	500	90319	—
50	50	500	90320	—

M8-1.25
Hex Size=4mm

Length	Pkg. Qty.	Case Qty.	Part No.	UOM /100
8	100	1000	0155046	^
10	100	1000	90321	—
12	100	1000	90322	—
14	100	1000	90323	—
16	100	1000	90324	—
18	100	1000	90325	—
20	100	1000	90326	—
25	100	500	90328	—
30	100	500	90329	—
35	50	500	90330	—
40	50	250	90331	—
50	50	250	90333	—
60	50	250	90334	—

M10-1.5
Hex Size=5mm

Length	Pkg. Qty.	Case Qty.	Part No.	UOM /100
10	50	1000	0155047	^
12	50	1000	90335	—
14	50	1000	90336	—
16	50	1000	90337	—
20	50	1000	90339	—
25	50	500	90341	—
30	50	500	90342	—
35	25	500	90343	—
40	25	250	90344	—
50	25	250	90346	—
60	25	250	90347	—

M12-1.75
Hex Size=6mm

Length	Pkg. Qty.	Case Qty.	Part No.	UOM /100
12	25	500	0155048	^
16	25	500	90350	—
20	25	500	90352	—
25	25	200	90354	—
30	25	200	90355	—
35	10	200	90356	—
40	10	200	90357	—
50	10	100	90359	—
60	10	100	90360	—

M16-2.0
Hex Size=8mm

Length	Pkg. Qty.	Case Qty.	Part No.	UOM /100
20	10	100	90363	^
25	10	100	90365	—
30	10	100	90366	—
35	5	100	90367	—
40	5	100	90368	—
45	5	100	90369	—
50	5	100	90370	—
60	5	50	90371	—

Cone Point Socket Set Screws
DIN 914

The Cone Point features a sharp conical point for permanent setting of shafts, these deep-penetration screws deliver the highest axial and torsional holding power. The Cone Points can also be used for pivots and fine adjustments.

M3-0.5
Hex Size=1.5mm

Length	Pkg. Qty.	Case Qty.	Part No.	UOM /100
3	100	1000	90146	^
4	100	1000	90147	—
5	100	1000	90148	—
6	100	1000	90149	—
8	100	1000	90150	—
10	100	1000	90151	—
12	100	1000	90152	—
16	100	1000	90153	—
20	100	1000	90154	—

M4-0.7
Hex Size=2mm

Length	Pkg. Qty.	Case Qty.	Part No.	UOM /100
4	100	1000	90155	^
5	100	1000	90156	—
6	100	1000	90157	—
8	100	1000	90158	—
10	100	1000	90159	—
12	100	1000	90160	—
16	100	1000	90161	—
20	100	1000	90162	—
25	100	500	90164	—

M5-0.8
Hex Size=2.5mm

Length	Pkg. Qty.	Case Qty.	Part No.	UOM /100
6	100	1000	90169	^
8	100	1000	90170	—
10	100	1000	90171	—
12	100	1000	90172	—
16	100	1000	90173	—
20	100	1000	90174	—

M6-1.0
Hex Size=3mm

Length	Pkg. Qty.	Case Qty.	Part No.	UOM /100
5	100	1000	90180	^
6	100	1000	90181	—
8	100	1000	90182	—
10	100	1000	90183	—
12	100	1000	90184	—
16	100	1000	90185	—
20	100	1000	90186	—
25	100	500	90188	—
30	100	500	90189	—

M8-1.25
Hex Size=4mm

Length	Pkg. Qty.	Case Qty.	Part No.	UOM /100
6	100	1000	90192	^
8	100	1000	90193	—
10	100	1000	90194	—
12	100	1000	90195	—
14	100	1000	90196	—
16	100	1000	90197	—
18	100	1000	90198	—
20	100	500	90199	—
25	100	500	90201	—
30	100	500	90202	—
40	50	250	90204	—

M10-1.5
Hex Size=5mm

Length	Pkg. Qty.	Case Qty.	Part No.	UOM /100
8	100	1000	90208	^
10	50	1000	90209	—
12	50	1000	90210	—
18	50	1000	90213	—
20	50	500	90214	—
25	50	500	90216	—
30	50	500	90217	—
35	25	200	90218	—
40	25	200	90219	—

M12-1.75
Hex Size=6mm

Length	Pkg. Qty.	Case Qty.	Part No.	UOM /100
12	25	500	90225	^
14	25	500	90226	—
16	25	500	90227	—
20	25	500	90229	—
25	25	200	90231	—
30	25	200	90232	—
35	10	200	90233	—
40	10	200	90234	—
50	10	100	90236	—

Socket Set Screws-Dog, Cone and Flat Point Cont.

Flat Point Socket Cap Screws

Often used as adjusting screws, Flat Point Tip screws cause little or no damage to the contact surface. These screws are good for thin wall thickness and soft plugs and designed for frequent resetting and relocating. With Flat Points, greatest contact is provided on shafts with areas that are ground flat.

M4-0.7
Hex Size=2mm

Length	Pkg. Qty.	Case Qty.	Part No.	UOM /100
4	100	1000	90027	^
5	100	1000	90028	—
6	100	1000	90029	—
8	100	1000	90030	—
10	100	1000	90031	—
12	100	1000	90032	—
16	100	1000	90033	—
20	100	1000	90034	—
25	100	500	90036	—
30	100	500	90037	—

M5-0.8
Hex Size=2.5mm

Length	Pkg. Qty.	Case Qty.	Part No.	UOM /100
4	100	1000	90040	^
5	100	1000	90041	—
6	100	1000	90042	—
8	100	1000	90043	—
10	100	1000	90044	—
12	100	1000	90045	—
16	100	1000	90046	—
20	100	1000	90047	—
25	100	500	90049	—
30	100	500	90050	—

M6-1.0
Hex Size=3mm

Length	Pkg. Qty.	Case Qty.	Part No.	UOM /100
5	100	1000	90053	^
6	100	1000	90054	—
8	100	1000	90055	—
10	100	1000	90056	—
12	100	1000	90057	—
16	100	1000	90058	—
20	100	1000	90059	—
25	100	500	90061	—
30	100	500	90062	—
35	50	500	90063	—
40	50	500	90064	—

M8-1.25
Hex Size=4mm

Length	Pkg. Qty.	Case Qty.	Part No.	UOM /100
6	100	1000	90065	^
8	100	1000	90066	—
10	100	1000	90067	—
12	100	1000	90068	—
16	100	1000	90069	—
20	100	1000	90070	—
25	100	500	90071	—
30	100	500	90072	—
35	50	500	90073	—
40	50	250	90074	—
50	50	250	90076	—

M10-1.5
Hex Size=5mm

Length	Pkg. Qty.	Case Qty.	/Part No.	UOM 100
8	100	1000	90078	^
10	50	1000	90079	—
12	50	1000	90080	—
16	50	1000	90081	—
20	50	500	90082	—
25	50	500	90083	—
30	50	500	90084	—
35	25	200	90085	—
40	25	200	90086	—
45	25	200	90087	—
50	25	200	90088	—
60	25	100	90089	—

M12-1.75
Hex Size=6mm

Length	Pkg. Qty.	Case Qty.	Part No.	UOM /100
10	25	500	90091	^
12	25	500	90092	—
16	25	500	90093	—
20	25	500	90094	—
25	25	200	90095	—
30	25	200	90096	—
35	10	200	90097	—
40	10	200	90098	—
45	10	200	90099	—
50	10	100	90100	—
60	10	100	90101	—

M16-2.0
Hex Size=8mm

Length	Pkg. Qty.	Case Qty.	Part No.	UOM /100
16	10	100	90103	^
20	10	100	90104	—
25	10	100	90105	—
30	10	100	90106	—
40	5	100	90108	—
50	5	100	90110	—
60	5	50	90111	—

Square Head Set Screws
DIN 479
Class 8.8
Plain Finish

Square Head Set screws have a large bearing area that provide positive gripping for a hand wrench.

Cup Point screws are fully threaded screws ideal for holding pulleys, collars, and other machinery shafts where fine adjustments must be made. Length is measured from under the head.

M5-0.8

Length	Part No.	UOM /Ea
10	11103599	^
12	11103600	—
16	11103601	—
20	11103602	—
25	11103603	—
30	11103604	—
35	11103605	—

M6-1.0

Length	Part No.	UOM /Ea
10	11103606	—
12	11103607	—
16	11103608	—
20	11103609	—
25	11103610	—
30	11103611	—
35	11103612	—
40	11103613	—
45	11103614	—
50	11103615	—
60	11103616	—

M8-1.25

Length	Part No.	UOM /Ea
16	11103617	—
20	11103618	—
25	11103619	—
30	11103620	—
35	11103621	—
40	11103622	—
45	11103623	—
50	11103624	—
60	11103625	—
70	11103626	—
80	11103627	—
90	11103628	—
100	11103629	—

M10-1.5

Length	Part No.	UOM /Ea
16	11103630	—
20	11103631	—
25	11103632	—
30	11103633	—
35	11103634	—
40	11103635	—
45	11103636	—
50	11103637	—
60	11103638	—
70	11103639	—
80	11103640	—
90	11103641	—
100	11103642	—

M12-1.75

Length	Part No.	UOM /Ea
20	11103643	—
25	11103644	—
30	11103645	—
35	11103646	—
40	11103647	—
45	11103648	—
50	11103649	—
60	11103650	—
70	11103651	—
80	11103652	—
90	11103653	—
100	11103654	—

If its not on our shelf...we'll make it!
Ask the local store to quote your threaded and machined parts.

Socket Head Shoulder Screws, Dowel Pins

Socket Head Shoulder Screws

ISO 7379-12.9 Metric-Plain Stripper Bolts

Shoulder screws are one-piece screws with a cylindrical shoulder under the head that serves as a bearing or spacer. They're used for a wide range of punch and die operations, such as the location and retention of stripper plates, and they also act as a guide in blanking and forming presses. You'll find them used as bearing pins for swing arms, links and levers; as shaft for cam rolls and other rotating parts; as pivots; and as stud bolts. All screws have knurled heads for good gripping. Shoulder screws are also known as stripper bolts.

M6 Shoulder-M5-0.8mm

Shoulder Lgth.	Pkg. Qty.	Case Qty.	Part No.	UOM /100
10	25	100	40000	^—
12	25	100	40890	—
16	25	100	40891	—
20	25	100	40001	—
25	25	100	40892	—
30	25	100	40893	—
40	25	100	40019	—
50	25	100	40020	—

M8 Shoulder-M6-1.0mm

Shoulder Lgth.	Pkg. Qty.	Case Qty.	Part No.	UOM
8	25	100	0154418	^—
12	25	100	40003	—
16	25	100	40004	—
20	25	100	40005	—
25	25	100	40006	—
30	25	100	40007	—
40	25	100	40008	—
50	25	100	40009	—

M10-Shoulder-M8-1.25mm

Shoulder Lgth.	Pkg. Qty.	Case Qty.	Part No.	UOM /100
16	25	100	40010	^—
20	25	100	40011	—
25	25	100	40012	—
30	25	100	40013	—
40	25	100	40014	—
50	25	100	40015	—
60	25	100	40016	—
70	25	100	40017	—
80	25	100	40018	—

M12 Shoulder-M10-1.5mm

Shoulder Lgth.	Pkg. Qty.	Case Qty.	Part No.	UOM /100
16	25	100	40021	^—
20	25	100	40022	—
25	25	100	40023	—
30	10	50	40024	—
40	10	50	40025	—
50	10	50	40026	—
60	10	50	40027	—
70	10	50	40894	—
80	10	50	40895	—
90	10	50	40896	—

M16 Shoulder-M12-1.75mm

Shoulder Lgth.	Pkg. Qty.	Case Qty.	Part No.	UOM /100
30	10	50	40028	^—
40	10	50	40029	—
50	10	50	40030	—
60	10	50	40031	—
70	10	50	40898	—
80	10	50	40899	^—
90	10	50	40900	—
100	10	50	40901	—

M20-Shoulder-M16-2.0mm

Shoulder Lgth.	Pkg. Qty.	Case Qty.	Part No.	UOM /100
40	10	50	40032	^—
50	10	50	40033	—
60	10	50	40034	—
70	10	50	40035	—
80	10	50	40903	—
90	10	50	40904	—
100	10	50	40905	—

Dowel Pins

Dowel Pins

Metric - DIN 6325 m6 - Hardened and Ground - Plain

M2

Length	Pkg. Qty.	Case Qty.	FNL Part No.	FNL UOM /100
5	100	1000	90430	^—
6	100	1000	90431	—
8	100	1000	40042	—
10	100	1000	90432	—
12	100	1000	90433	—
14	100	1000	90434	—
16	100	1000	90435	—
18	100	1000	90436	—
20	100	1000	90437	—
22	100	1000	90438	—
24	100	1000	90439	—
40	100	1000	90445	—

M2.5

Length	Pkg. Qty.	Case Qty.	FNL Part No.	FNL UOM /100
6	100	1000	90446	^—
8	100	1000	90447	—
10	100	1000	90448	—
12	100	1000	90449	—
14	100	1000	90450	—
16	100	1000	90451	—
20	100	1000	90453	—
24	100	1000	40043	—
28	100	1000	90455	—
30	100	1000	90456	—
32	50	1000	90457	—
40	50	1000	90460	—
50	50	1000	90462	—

M3

Length	Pkg. Qty.	Case Qty.	FNL Part No.	FNL UOM /100	HK Part No.	HK UOM /100
6	100	1000	90463	^—		
8	100	1000	90464	—	0137064	^—
10	100	1000	90465	—	0137065	—
12	100	1000	90466	—	0137066	—
14	100	1000	90467	—		
16	100	1000	90468	—	0137067	—
18	100	1000	90469	—		
20	100	1000	90470	—	0137068	—
22	100	1000	90471	—		
24	100	1000	90472	—		
25	100	1000	0154385	—	0137069	—
28	100	1000	90473	—		
30	100	1000	90474	—	0137070	—
32	50	1000	90475	—		
36	50	1000	90477	—		
40	50	1000	90478	—		
50	50	500	90480	—		

M4

Length	Pkg. Qty.	Case Qty.	FNL Part No.	FNL UOM /100	HK Part No.	HK UOM /100
6	100	1000	90482	^—		
8	100	1000	90483	—		
10	100	1000	40044	—	0137071	^—
12	100	1000	90484	—	0137072	—
14	100	1000	40045	—		
16	100	1000	40046	—	0137073	—
18	100	1000	90485	—		
20	100	1000	40047	—	0137074	—
22	100	1000	90486	—		
24	100	1000	90487	—		
28	100	1000	90488	—		
30	100	1000	40048	—	0137076	—
32	50	1000	90489	—		
36	50	1000	90491	—		
40	50	1000	40049	—		
45	50	1000	90492	—		
50	50	500	90493	—		

M5

Length	Pkg. Qty.	Case Qty.	FNL Part No.	FNL UOM /100	HK Part No.	HK UOM /100
10	100	1000	40050	^—		
12	100	1000	90496	—	0137078	^—
14	100	1000	90497	—		
16	100	1000	90498	—	0137079	—
18	100	1000	90499	—		
20	100	1000	40051	—	0137080	—
22	100	1000	90500	—		
24	100	1000	90501	—		
25	100	1000			0137081	—
28	100	1000	90502	—		
30	100	1000	90503	—	0137082	—
32	50	1000	90504	—		
34	50	1000	40052	—		
35	50	1000			0137083	—
36	50	1000	90505	—		
40	50	1000	90506	—	0137084	—
45	50	1000	90507	—		
50	50	500	90508	—		

Dowel Pins Cont.

M6

Length	Pkg. Qty.	Case Qty.	FNL Part No.	FNL UOM /100	HK Part No.	HK UOM /100
6	100	1000	40053	^—		
8	100	1000	40054	—		
10	100	1000	40055	—		
12	100	1000	40056	—		
14	100	1000	40057	—		
16	100	1000	40058	—	0137087	^—
20	100	1000	40059	—	0137088	—
24	100	1000	40060	—		
25	100	1000	0154390	—	0137089	—
28	100	1000	90513	—		
30	100	1000	40061	—	0137090	—
32	50	1000	90514	—		
35	50	1000	0154391	—	0137091	—
36	50	1000	90515	—		
40	50	1000	40062	—	0137092	—
45	50	1000	90516	—	0137093	—
50	50	500	40063	—	0137094	—

M8

Length	Pkg. Qty.	Case Qty.	FNL Part No.	FNL UOM	HK Part No.	HK UOM
12	100	1000	0154392	^—		
14	100	1000	90520	—		
16	100	1000	40064	—	0137096	^—
20	100	1000	40066	—	0137097	—
24	100	1000	40067	—		
25	100	1000	0154393	—	0137098	—
28	100	1000	90522	—		
30	100	1000	40068	—	0137099	—
32	50	1000	90523	—		
34	50	1000	90524	—		
35	50	1000	0154394	—	0137100	—
36	50	1000	90525	—		
40	50	1000	40069	—	0137101	—
45	50	500	90526	—	0137102	—
50	50	500	40070	—	0137103	—

M10

Length	Pkg. Qty.	Case Qty.	FNL Part No.	FNL UOM /100	HK Part No.	HK UOM /100
12	50	1000	40076	^—		
14	50	1000	90529	—		
16	50	1000	40077	—		
20	50	1000	40078	—	0137106	^—
24	50	1000	40079	—		
25	50	1000	0154395	—	0137107	—
28	50	1000	40080	—		
30	50	1000	40081	—	0137108	—
32	25	1000	40082	—		
34	25	1000	40083	—		
35	25	1000			0137109	—
36	25	1000	90532	—		
40	25	1000	40084	—	0137110	—
45	25	1000	40085	—	0137111	—
50	25	500	40086	—	0137112	—
55	25	500	90533	—		
60	25	500	40087	—	0137113	—

M12

Length	Pkg. Qty.	Case Qty.	FNL Part No.	FNL UOM /100	HK Part No.	HK UOM /100
14	25	1000	90539	^—		
16	25	1000	90540	—		
20	25	1000	90542	—		
24	25	1000	40088	—		
25	25	1000	0154397	—	0137117	—
28	25	1000	90544	—		
30	25	1000	40089	—	0137118	—
32	10	1000	90545	—		
34	10	1000	40090	—		
35	10	1000			0137119	—
36	10	1000	90546	—		
40	10	1000	40091	—	0137120	—
45	10	1000	90547	—	0137121	—
50	10	500	40092	—	0137122	—
55	10	500	90548	—		
60	10	500	40093	—	0137123	—
70	10	500	40094	—		

M14

Length	Pkg. Qty.	Case Qty.	FNL Part No.	FNL UOM /100
40	10	1000	40114	^—
50	10	500	40115	—
60	10	500	40116	—
80	10	500	40117	—
90	10	500	40118	—
100	5	250	40119	—
120	5	250	40120	—

M16

Length	Pkg. Qty.	Case Qty.	FNL Part No.	FNL UOM /Each	HK Part No.	HK UOM /Each
30	10	1000	0154399	^—	0137128	^—
35	5	1000	0154400	—	0137129	—
36	5	1000	0154401	—		
40	5	1000	40095	—	0137130	—
45	5	500	0154402	—	0137131	—
50	5	500	40096	—	0137132	—
60	5	500	40097	—	0137133	—
70	5	500	40098	—	0137134	—
80	5	500	40100	—	0137135	—
90	5	500	40121	—	0137136	—
100	1	250	40122	—	0137137	—

M20

Length	Pkg. Qty.	Case Qty.	FNL Part No.	FNL UOM /100
45	5	1000	40103	^—
50	5	500	40102	—
60	5	500	40104	—
70	5	500	40105	—
80	5	500	40106	—
90	5	500	40107	—
100	1	250	40108	—

Metric Pull Dowel Pins

ISO 8735, DIN 7979 Precision Ground
FNL

M4

Length	Pkg. Qty.	Case Qty.	Part No.	UOM
10	100	1000	0199911	^—
12	100	1000	0199912	—
14	100	1000	0199913	—
16	100	1000	0199914	—
18	100	1000	0199915	—
20	100	1000	0199916	—
24	100	1000	0199917	—
28	100	1000	0199918	—
30	100	1000	0199919	—
32	50	1000	0199920	—
36	50	1000	0199921	—
40	50	1000	0199922	—
45	50	1000	0199923	—
50	50	500	0199924	—

M5

Length	Pkg. Qty.	Case Qty.	Part No.	UOM
10	100	1000	0199925	^—
12	100	1000	0199926	—
14	100	1000	0199927	—
16	100	1000	0199928	—
18	100	1000	0199929	—
20	100	1000	0199930	—
24	100	1000	0199931	—
28	100	1000	0199932	—
30	100	1000	0199933	—
32	50	1000	0199934	—
36	50	1000	0199935	—
40	50	1000	0199936	—
45	50	1000	0199937	—
50	50	500	0199938	—

If its not on our shelf...we'll make it!
Ask the local store to quote your threaded and machined parts.

Dowel Pins, Spring Pins

Dowel Pins Cont.

M6

Length	Pkg. Qty.	Case Qty.	Part No.	UOM
12	100	1000	0199939	^
14	100	1000	0199940	—
18	100	1000	0199941	—
36	50	1000	0199943	—
45	50	500	0199944	—
55	50	500	0199945	—

M8

Length	Pkg. Qty.	Case Qty.	Part No.	UOM
16	100	1000	0199946	^
18	100	1000	0199947	—
30	100	1000	0199948	—
45	50	500	0199950	—
55	50	500	0199951	—
80	50	500	0199952	—
90	50	500	0199953	—
100	50	500	0199954	—

M10

Length	Pkg. Qty.	Case Qty.	Part No.	UOM
16	50	1000	0199955	^
20	50	1000	0199956	—
30	50	1000	0199957	—
36	25	1000	0199958	—
45	25	1000	0199959	—
55	25	500	0199960	—
90	25	500	0199961	—
100	25	250	0199962	—
120	25	250	0199963	—

M12

Length	Pkg. Qty.	Case Qty.	Part No.	UOM
20	25	1000	0199964	^
24	25	1000	0199965	—

Dowel Pins Cont.

Length	Pkg. Qty.	Case Qty.	Part No.	UOM
30	25	1000	0199966	—
36	10	1000	0199967	—
45	10	1000	0199968	—
55	10	500	0199969	—
90	10	500	0199970	—
120	10	250	0199971	—

M14

Length	Pkg. Qty.	Case Qty.	Part No.	UOM
32	10	1000	0199972	^
36	10	1000	0199973	—
40	10	1000	0199974	—
45	10	500	0199975	—
50	10	500	0199976	—
55	10	500	0199977	—
60	10	500	0199978	—
70	10	500	0199979	—
80	10	500	0199980	—
90	10	500	0199981	—
100	5	250	0199982	—
120	5	250	0199983	—

M16

Length	Pkg. Qty.	Case Qty.	Part No.	UOM
32	5	1000	0199984	^
36	5	1000	0199985	—
45	5	500	0199986	—
55	5	500	0199988	—
70	5	500	0199989	—
90	5	500	0199990	—

M20

Length	Pkg. Qty.	Case Qty.	Part No.	UOM
32	5	1000	0199991	^
36	5	1000	0199992	—
40	5	1000	0199993	—
45	5	1000	0199994	—
50	5	500	0199995	—
55	5	500	0199996	—
90	5	500	0199998	—

Spring Pins

Metric - DIN 1481 - Medium Duty - Plain Finish

Spring pins are also known as roll, tension, split and expansion pins. Recommended hole size is the same as the pin diameter.

M2

Length	Pkg. Qty.	Case Qty.	Part No.	UOM /100
4	100	1000	40779	^
6	100	1000	40741	—
8	100	1000	40728	—
10	100	1000	40729	—
12	100	1000	40730	—
14	100	1000	40731	—
16	100	1000	40732	—
18	100	1000	40733	—
20	100	1000	40743	—
22	100	1000	40748	—
24	100	1000	40749	—
26	100	1000	40750	—
30	100	1000	40752	—

M2.5

Length	Pkg. Qty.	Case Qty.	Part No.	UOM /100
6	100	1000	40754	^
8	100	1000	40769	—
10	100	1000	40770	—
12	100	1000	40771	—
14	100	1000	40772	—
16	100	1000	40773	—
18	100	1000	40774	—
20	100	1000	40775	—
22	100	1000	40789	—
26	100	1000	40791	—
30	100	1000	40521	—

M3

Length	Pkg. Qty.	Case Qty.	Part No.	UOM /100
6	100	1000	40523	^
8	100	1000	40524	—
10	100	1000	40525	—
12	100	1000	40526	—
14	100	1000	40527	—
16	100	1000	40528	—
18	100	1000	40529	—
20	100	1000	40530	—
22	100	1000	40531	—
24	100	1000	40532	—
26	100	1000	40533	—
28	100	1000	40534	—
30	100	1000	40535	—
32	50	1000	40536	—
36	50	1000	40537	—
40	50	1000	40538	—

M3.5

Length	Pkg. Qty.	Case Qty.	Part No.	UOM /100
8	100	1000	40539	^
12	100	1000	40541	—
14	100	1000	40542	—
16	100	1000	40543	—
20	100	1000	40545	—
24	100	1000	40547	—
26	100	1000	40548	—
30	100	1000	40550	—
32	50	1000	40551	—
40	50	1000	40553	—

M4

Length	Pkg. Qty.	Case Qty.	Part No.	UOM
4	100	1000	0154658	^
6	100	1000	0154660	—
8	100	1000	40554	—
10	100	1000	40601	—
12	100	1000	40555	—
14	100	1000	40556	—
16	100	1000	40557	—
18	100	1000	40558	—
20	100	1000	40559	—
22	100	1000	40560	—
24	100	1000	40561	—
26	100	1000	40562	—
28	100	1000	40563	—
30	100	1000	38860	—
32	50	1000	38861	—
36	50	1000	40564	—
40	50	1000	40565	—
45	50	1000	40566	—
50	50	1000	40567	—

Spring Pins Cont

M5

Length	Pkg. Qty.	Case Qty.	Part No.	UOM /100
8	100	1000	40568	^
10	100	1000	40569	—
12	100	1000	40570	—
14	100	1000	40571	—
16	100	1000	40572	—
18	100	1000	40573	—
20	100	1000	40574	—
22	100	1000	40575	—
24	100	1000	40576	—
26	100	1000	40577	—
28	100	1000	40578	—
30	100	1000	40579	—
32	50	1000	40580	—
36	50	1000	40591	—
40	50	1000	40592	—
45	50	1000	40593	—
50	50	500	40594	—
60	50	500	40596	—
70	50	500	40598	—
80	50	500	40599	—

M6

Length	Pkg. Qty.	Case Qty.	Part No.	UOM /100
10	100	1000	40600	^
12	100	1000	40602	—
14	100	1000	40603	—
16	100	1000	40604	—
20	100	1000	40605	—
24	100	1000	40607	—
26	100	1000	40608	—
28	100	1000	40609	—
30	100	1000	40611	—
32	50	1000	40612	—
36	50	1000	40613	—
40	50	1000	40614	—
45	50	1000	40615	—
50	50	500	40617	—
60	50	500	40619	—
70	50	500	40621	—
80	50	500	40622	—
90	50	500	40623	—
100	25	250	40624	—

M8

Length	Pkg. Qty.	Case Qty.	Part No.	UOM /100
10	100	1000	40625	^
12	100	1000	40626	—
16	100	1000	40628	—
20	100	1000	40629	—
24	100	1000	40631	—
26	100	1000	40632	—
28	100	1000	40633	—
30	100	1000	40634	—
32	50	1000	40635	—
36	50	1000	40636	—
40	50	1000	40637	—
45	50	1000	40638	—
50	50	500	40639	—
60	50	500	40641	—
70	50	500	40643	—
80	50	500	40644	—
90	50	500	40645	—
100	25	250	40646	—

M10

Length	Pkg. Qty.	Case Qty.	Part No.	UOM /100
14	50	1000	40647	^
16	50	1000	40648	—
20	50	1000	40649	—
22	50	1000	40661	—
24	50	1000	40662	—
26	50	1000	40663	—
28	50	1000	40664	—
30	50	1000	40665	—
32	25	1000	40666	—
36	25	1000	40667	—
40	25	1000	40668	—
45	25	1000	40669	—
50	25	1000	40670	—
60	25	500	40686	—
70	25	500	40688	—
80	25	500	40689	—
90	25	500	40690	—
100	25	500	0154667	—

M12

Length	Pkg. Qty.	Case Qty.	Part No.	UOM
20	25	1000	0154668	^
24	25	1000	0154670	—
26	25	1000	0154671	—
30	25	1000	40691	—
32	10	1000	40701	—
36	10	1000	0154673	—
40	10	1000	40707	—
50	10	500	40708	—
60	10	500	40709	—
70	10	500	40711	—
80	10	500	40712	—
90	10	500	40727	—

M20

Length	Pkg. Qty.	Case Qty.	Part No.	UOM
50	10	50	40616	^

Machine Screws

Pan Head
DIN 85 Slotted
DIN 7985 Phillips
Zinc Plated



M2-0.4mm

			Phillips	
Length	Pkg. Qty.	Case Qty.	Part No.	UOM /100
3	100	1000	91166	^
4	100	1000	91167	—
5	100	1000	91168	—
6	100	1000	91169	—
8	100	1000	91170	—
10	100	1000	91171	—
12	100	1000	91172	—
16	100	1000	91173	—

M2.5-0.45mm

			Slotted		Phillips	
Length	Pkg. Qty.	Case Qty	Part No.	UOM /100	Part No.	UOM /100
3	100	1000			91174	^
4	100	1000	90839	^	91175	—
5	100	1000			91176	—
6	100	1000	90841	—	91177	—
8	100	1000			91178	—
10	100	1000	90847	—	91179	—
12	100	1000	90843	—	91180	—
16	100	1000	90844	—	91181	—
20	100	1000			91182	—
25	100	1000			91183	—
30	100	1000			91184	—

M3-0.5mm

			Slotted		Phillips	
Length	Pkg. Qty.	Case Qty.	Part No.	UOM /100	Part No.	UOM /100
4	100	500			91185	^
5	100	500			91186	—
6	100	500	90851	^	91187	—
8	100	500	90852	—	91188	—
10	100	500	90855	—	91189	—
12	100	500	90853	—	91190	—
16	100	500	90854	—	91191	—
20	100	500	90856	—	91192	—
25	100	500			91193	—
30	100	500			91194	—
35	50	500			91195	—
40	50	500			91196	—
50	50	500			91197	—

M4-0.7mm

			Slotted		Phillips	
Length	Pkg. Qty.	Case Qty.	Part No.	UOM /100	Part No.	UOM /100
4	100	500	90864	^		
5	100	500	90865	—	91198	^
6	100	500	90866	—	91199	—
8	100	500	90867	—	91200	—
10	100	500	90858	—	91201	—
12	100	500	90868	—	91202	—
16	100	500	90869	—	91203	—
20	100	500	90870	—	91204	—
25	100	500	90871	—	91205	—
30	100	500			91206	—
35	50	500	90874	—	91207	—
40	50	500	90875	—	91208	—
45	50	500			0145084	—
50	50	500			91209	—
60	50	100			91210	—
65	50	500			91211	—
70	50	500			91212	—
80	50	500			91214	—

M5-0.8mm

			Slotted		Phillips	
Length	Pkg. Qty.	Case Qty.	Part No.	UOM /100	Part No.	UOM /100
6	100	500	90880	^	91215	^
8	100	500	90881	—	91216	—
10	100	500	90886	—	91217	—
12	100	500	90882	—	91218	—
16	100	500	90883	—	91219	—
20	100	500	90884	—	91220	—
25	100	500	90885	—	91221	—
30	100	500	90887	—	91222	—
35	50	500			91223	—
40	50	500			91224	—
45	50	500			0145085	—
50	50	500			91225	—
60	50	500			91226	—
70	50	500			91228	—
80	50	500			91230	—

M6-1.0mm

			Slotted		Phillips	
Length	Pkg. Qty.	Case Qty.	Part No.	UOM /100	Part No.	UOM /100
8	100	500	90897	^	91231	^
10	100	500	90902	—	91232	—
12	100	500	90898	—	91233	—
16	100	500	90899	—	91234	—
20	100	500	90900	—	91235	—
25	100	500	90901	—	91236	—
30	100	500			91237	—
35	50	500			91238	—
40	50	500			91239	—
45	50	500			0145086	—
50	50	500			91240	—
60	50	500			91241	—
70	50	500			91243	—
80	50	500			91245	—

If its not on our shelf...we'll make it!
Ask the local store to quote your threaded and machined parts.

Machine Screws

Machine Screws cont.

M8-1.25mm

Length	Pkg. Qty.	Case Qty	Phillips Part No.	UOM /100
12	100	250	91246	^
16	100	250	91247	—
20	100	250	91248	—
25	100	250	91249	—
30	100	250	91250	—
35	50	250	91251	—
40	50	250	91252	—
50	50	250	91253	—
60	50	250	91254	—
70	50	250	91256	—
80	50	250	91258	—

M10-1.5mm

Length	Pkg. Qty.	Case Qty.	Phillips Part No.	UOM /100
12	50	250	91259	^
16	50	250	91260	—
20	50	250	91261	—
25	50	250	91262	—
30	50	250	91263	—
35	25	250	91264	—
40	25	250	91265	—
50	25	250	91266	—
60	25	250	91267	—

Flat Head
DIN 85 Slotted
DIN 7985 Phillips
Zinc Plated

M2-0.4mm

Length	Pkg. Qty.	Case Qty.	Phillips Part No.	UOM /100
4	100	500	91268	^
5	100	500	91269	—
6	100	500	91270	—
8	100	500	91271	—
10	100	500	91272	—
12	100	500	0145089	—
16	100	500	91274	—
20	100	500	91275	—

M2.5-0.45mm

Length	Pkg. Qty.	Case Qty.	Phillips Part No.	UOM
4	100	500	0145088	^
5	100	500	91276	—
6	100	500	91277	—
8	100	500	91278	—
10	100	500	91279	—
12	100	500	0145087	—
16	100	500	91280	—
20	100	500	91282	—

M3-0.5mm

Length	Pkg. Qty.	Case Qty.	Slotted Part No.	Slotted UOM /100	Phillips Part No.	Phillips UOM /100
4	100	500	90967	^	91283	^
5	100	500	90968	—	91284	—
6	100	500	90969	—	91285	—
8	100	500	90970	—	91286	—
10	100	500	40451	—	91287	—
12	100	500	90971	—	0145098	—
16	100	500			91288	—
20	100	500			91289	—
25	100	500			91290	—
30	100	500			91291	—
35	50	500			91292	—
40	50	500			91293	—
50	50	500			91295	—

M4-0.7mm

Length	Pkg. Qty.	Case Qty.	Slotted Part No.	Slotted UOM /100	Phillips Part No.	Phillips UOM /100
5	100	500	90981	^		
6	100	500	40459	—	91296	^
8	100	500	90982	—	91297	—
10	100	500	40461	—	91298	—
12	100	500	90984	—	0145099	—
16	100	500	40463	—	91299	—
20	100	500	40465	—	91300	—
25	100	500	40467	—	91301	—
30	100	500	90986	—	91302	—
35	50	500			91303	—
40	50	500	90988	—	91304	—
45	50	500			91305	—
50	50	500			91306	—
60	50	500			91308	—
70	50	500			91310	—
80	50	500			91311	—

M5-0.8mm

Length	Pkg. Qty.	Case Qty.	Slotted Part No.	Slotted UOM /100	Phillips Part No.	Phillips UOM /100
8	100	500			91312	^
10	100	500	90999	^	91313	—
12	100	500	40471	—	0145100	—
16	100	500	40473	—	91314	—
20	100	500	40475	—	91315	—
25	100	500			91316	—
30	100	500	91002	—	91317	—
35	50	500			91318	—
40	50	500	91004	—	91319	—
45	50	500			91320	—
50	50	500	91006	—	91321	—
60	50	500			91323	—
65	50	500			91324	—
70	50	500			91325	—

M6-1.0mm

Length	Pkg. Qty.	Case Qty.	Slotted Part No.	Slotted UOM /100	Phillips Part No.	Phillips UOM /100
8	100	500	91015	^		
10	100	500	91016	—	91327	^
12	100	100	40481	—	0145101	—
16	100	500	40485	—	91328	—
20	100	500	40487	—	91329	—
25	100	500			91330	—
30	100	500			91331	—
35	50	500			91332	—
40	50	500			91333	—
45	50	500			91334	—
50	50	500			91335	—
60	50	500			91337	—
70	50	500			91339	—
80	50	500			91340	—

M8-1.25mm

Length	Pkg. Qty.	Case Qty.	Slotted Part No.	Slotted UOM /100	Phillips Part No.	Phillips UOM /100
12	100	250	40493	^		
16	100	250	40495	—	91341	^
20	100	250	40497	—	91342	—
25	100	250			91343	—
30	100	250			91344	—
35	50	250			91345	—
40	50	250			91346	—
50	50	250			91348	—

Cheese Head
DIN 85 Slotted
Zinc Plated

M2-0.4mm

Length	Pkg. Qty.	Case Qty.	Part No.	UOM /100
3	100	1000	90728	^
4	100	1000	90729	—
5	100	1000	90730	—
6	100	1000	90731	—
8	100	1000	90732	—
10	100	1000	90733	—
12	100	1000	90734	—
16	100	1000	90735	—
20	100	1000	90736	—
25	100	1000	90737	—
30	100	1000	90738	—

M2.5-0.45mm

Length	Pkg. Qty.	Case Qty.	Part No.	UOM /100
3	100	1000	90739	^
4	100	1000	90740	—
5	100	1000	90741	—
6	100	1000	90742	—
8	100	1000	90743	—
10	100	1000	90744	—
12	100	1000	90745	—
16	100	1000	90746	—
20	100	1000	90747	—
25	100	1000	90748	—

M3-0.5mm

Length	Pkg. Qty.	Case Qty.	Part No.	UOM /100
4	100	500	40447	^
5	100	500	40448	—
6	100	500	40449	—
8	100	500	40450	—
10	100	500	40452	—
12	100	500	40453	—
16	100	500	40454	—
20	100	500	40456	—
25	100	500	40457	—
30	100	500	40458	—
35	50	500	40455	—
40	50	500	90750	—
45	50	500	90751	—
50	50	500	90752	—
55	50	500	90753	—

Machine Screws Cont.

M4-0.7mm

Length	Pkg. Qty.	Case Qty.	Part No.	UOM /100
5	100	500	90756	^
6	100	500	40460	—
8	100	500	90757	—
10	100	500	40462	—
12	100	500	90758	—
16	100	500	40464	—
20	100	500	40466	—
25	100	500	40468	—
30	100	500	40469	—
35	50	500	40470	—
40	50	500	90759	—
45	50	500	90760	—
50	50	500	90761	—
55	50	500	90762	—
60	50	500	90763	—
70	50	500	90765	—

M5-0.8mm

Length	Pkg. Qty.	Case Qty.	Part No.	UOM /100
6	100	500	90771	^
8	100	500	90772	—
10	100	500	90773	—
12	100	500	40472	—
14	100	500	90774	—
16	100	500	40474	—
20	100	500	40476	—
25	100	500	40478	—
30	100	500	90776	—
35	50	500	90777	—
40	50	500	90778	—
45	50	500	90779	—
50	50	500	90780	—
60	50	500	90782	—
70	50	500	90784	—
80	50	500	90786	—
90	50	500	90787	—

M6-1.0mm

Length	Pkg. Qty.	Case Qty.	Part No.	UOM /100
10	100	500	90790	^
12	100	500	40482	—
14	100	500	40484	—
16	100	500	40486	—
20	100	500	40488	—
25	100	500	90791	—
30	100	500	90792	—
35	50	500	90793	—
40	50	500	90794	—
45	50	500	90795	—
50	50	500	90796	—
60	50	500	90798	—
70	50	500	90800	—
80	50	500	90802	—
90	50	500	90803	—

M8-1.25mm

Length	Pkg. Qty.	Case Qty.	Part No.	UOM /100
10	100	250	90805	^
12	100	250	40494	—
14	100	250	90806	—
16	100	250	40496	—
20	100	250	40498	—
25	100	250	90808	—
30	100	250	90809	—
35	50	250	90810	—
40	50	250	90811	—
45	50	250	90812	—
50	50	250	90813	—

Thread Rolling Screw

Pan and Flat Head

M2.5

Length	Pkg. Qty.	Case Qty.	Pan Part No.	Pan UOM
5	100	1500	0145106	^
6	100	1500	0145107	—

M3-0.5

Length	Pkg. Qty.	Case Qty.	Flat Part No.	Flat UOM
6	100	2000	0145138	^
8	100	2000	0145139	—
10	100	1500	0145134	—

M4-0.7

Length	Pkg. Qty.	Case Qty.	Pan Part No.	Pan UOM	Flat Part No.	Flat UOM
8	100	700	0145122	^	0145145	^
10	100	700			0145140	—
12	100	700	0145117	—		
16	100	700	0145118	—	0145142	—
20	100	500	0145119	—		

Flat Washer

Metric - DIN 125
Plain, Zinc Plated or Yellow Zinc

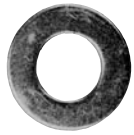

Bolt Size	O.D.	Pkg. Qty.	Case Qty.	Plain Part No.	Plain UOM /100	Zinc Part No.	Zinc UOM /100	Yellow Zinc Part No.	Yellow Zinc UOM /100
1.6	4.0	100	1000			40349	^		
2	5.0	100	1000	40215	—	40350	—		
2.5	6.0	100	1000	40216	—	40351	—		
3	7	100	1000	40217	—	40352	—	0161860	—
3	8	100	1000			0145158	—		
4	9	100	1000	40218	—	40353	—	0161861	—
5	10	100	1000	40219	—	40354	—	0161862	—
6	12.5	100	1000	40220	—	40355	—	0161863	—
7	14	100	1000	40221	—	40356	—		
8	17	25	1000	40222	—	40357	—	0161864	—
10	21	25	1000	40223	—	40358	—	MW6400000YZ0000	—
12	24	25	1000	40224	—	40359	—	MW6420000YZ0000	—
14	28	25	200	40225	—	40360	—	0161865	—
16	30	10	200	40226	—	40361	—	MW6460000YZ0000	—
18	34	10	100	40227	—	40362	—	0161866	—
20	37	10	100	40228	—	40363	—	MW6500000YZ0000	—
24	44	1	100	40230	—	40365	—	MW6540000YZ0000	—
30	56	1	100	40232	—	40367	—	MW6600000YZ0000	—
36	66	1	100	40233	—	40368	—		

Structural Flat Washers

Metric - DIN 6916
Plain

Bolt Size	O.D.	Pkg. Qty.	Case Qty.	Part No.	UOM /100
12	24	25	1000	34880	^
14	28	25	500	34881	—
16	30	10	200	34882	—
20	27	10	100	34883	—
M22	39	10	100	34884	—
M24	44	1	100	34885	—
M30	56	1	100	34886	—
36	66	1	100	34887	—

If its not on our shelf...we'll make it!
Ask the local store to quote your threaded and machined parts.

Flat Washer, Fender Washer, Lock Washer

Flat Washer Cont.

Flat Washer

HV200 Washer are a medium-hard washer. Hardened to approximately HRB 91.5. Available in plain, zinc or yellow-zinc finish.

DIN 125

Plain

Bolt Size	Part No.	UOM /Ea
4	11103679	^—
5	11103680	—
6	11103681	—
8	11103682	—
10	11103683	—
12	11103684	—
14	11103685	—
16	11103686	—
18	11103687	—
20	11103688	—
22	11103689	—
24	11103690	—

Zinc

Bolt Size	Part No.	UOM /Ea
4	11103691	^—
7	11103694	—
12	11103697	—
14	11103698	—
16	11103699	—
18	11103700	—
20	11103701	—
22	11103702	—
24	11103703	—

Yellow Zinc

Bolt Size	Part No.	UOM /Ea
4	11103704	^—
5	11103705	—
6	11103706	—
7	11103707	—
8	11103708	—
10	11103709	—
12	11103710	—
14	11103711	—
16	11103712	—
18	11103713	—
20	11103714	—
22	11103715	—
24	11103716	—

Fender Washer

Metric - DIN 9021 - Zinc Plated

Also known as Plaster Washer these special sized Washer have an extra-wide bearing size for screw heads to eliminate the need for patching holes. This also permits the using of smaller size screws than might otherwise be needed.

Metric Fender Washer

Bolt Size	O.D.	Pkg. Qty.	Case Qty.	Part No.	UOM /100
M3	9	100	1000	38400	^—
M4	11	100	1000	38401	—
M5	15	100	1000	38402	—
M6	18	100	1000	38403	—
M8	25	100	1000	38404	—
M10	30	50	1000	38405	—
M12	25	1000	40	38406	—
M16	10	500	50	38407	—

Lock Washer

Split
Metric - DIN 127
Plain or Zinc Plated

Also know as spring lock Washer, these split lock Washer provide a positive locking action. Spring-like take-up compensates for loosening caused by slight material wear.

			Plain		Zinc	
Size	Pkg. Qty.	Case Qty.	Part No.	UOM	Part No.	UOM
2	100	1000	40245	^—	40376	^—
2.5	100	1000	40246	—	40377	—
3	100	1000	40247	—	40378	—
4	100	1000	40248	—	40379	—
5	100	1000	40249	—	40380	—
6	100	1000	40250	—	40381	—
7	100	1000	40251	—	40382	—
8	25	1000	40252	—	40383	—
10	25	1000	40253	—	40384	—
12	25	1000	40254	—	40385	—
14	25	1000	40255	—	40386	—
16	10	500	40256	—	40387	—
18	10	500	40257	—	40388	—
20	10	500	40258	—	40389	—
22	10	500	40259	—	40390	—
24	1	500	40260	—	40391	—
30	1	100	40262	—	40393	—
33	1	100	40267	—		
36	1	100	40263	—	40394	—
39	1	50	40270	—		
42	1	50	40264	—	40395	—

High Alloy Lock Washer
Zinc Plated

Size	Pkg. Qty.	Case Qty.	Part No.	UOM
5	25	1000	0153650	^—
6	25	1000	0153651	—
8	25	1000	0153652	—
10	25	1000	0153653	—
12	25	1000	0153654	—
14	25	1000	0153655	—
16	25	500	0153656	—
20	25	500	0153657	—
24	25	500	0153658	—

Internal Tooth
Lock Washer
Metric - Type J DIN 6797

Internal tooth lock Washer work best with small screw heads. Use them to prevent snagging or scratching and where appearance warrants that the teeth be hidden. Teeth lock into screw head or nut to prevent loosening.

Size	Pkg. Qty.	Case Qty.	Part No.	UOM /100
3	100	1000	91356	^—
4	100	1000	91357	—
5	100	1000	91358	—
6	100	1000	91359	—
8	100	1000	91360	—
10	50	1000	91361	—
12	25	500	91362	—
14	25	500	91363	—
16	10	500	91364	—
20	10	500	91366	—

External Tooth
Lock Washer
Metric - Type A - DIN 6797

Use external tooth lock Washer when you need maximum holding power in a washer. Team them up with fasteners having heads large enough to make contact with the washer teeth. Examples include: round head, pan head & binding head.

Size	Pkg. Qty.	Case Qty.	Part No.	UOM /100
3	100	1000	40510	^—
3.5	100	1000	0145159	—
4	100	1000	40511	—
5	100	1000	40512	—
6	100	1000	40513	—
8	100	1000	40514	—
10	50	1000	40515	—
12	25	500	40516	—
14	25	500	40517	—
16	10	500	40518	—
20	10	500	40520	—

Various Washer, Hex Full Nuts, Hex Nuts, Hex Jam Nuts

Conical Washer

Also known as contact Bellevilles, these Washer hold tight where heat or vibration might shake standard washer loose. As the joint of the nut and bolt loosens over time, the washer deflects, maintaining constant pressure on the bolt and nut to prevent further loosening.

Size	Pkg. Qty.	Case Qty.	Part No.	UOM /100
5	100	1000	40272	^
6	100	1000	40273	—
7	100	1000	40274	—
8	100	1000	40275	—
10	50	1000	40276	—
12	25	1000	40277	—
14	25	1000	40278	—
16	10	1000	40279	—
20	10	1000	40281	—
24	1	500	40283	—
30	1	500	40285	—

Wave Washer

Metric- Din 137 - Type B - Twisted

Also known as spring Washer, wave Washer are curved to provide a spring-like action for fasteners and assemblies. Commonly used as take-up springs for large tolerance variations, cushioning devices in light-load applications, for reducing end-play in electric motors, and for eliminating rattles in assemblies.

Size	Pkg. Qty.	Case Qty.	Part No.	UOM /100
4	100	1000	40290	^
5	100	1000	40292	—
6	100	1000	40293	—
8	100	1000	40294	—
10	50	1000	40295	—
12	25	1000	40296	—
16	25	1000	40297	—

High Collar Lock Washer

For Socket Head Cap Screws
DIN 7980 - Plain or Zinc Plated

These Washer are specially designed for use with socket head cap screws and where there are space limitations. The smaller outer diameter accommodates confined areas, while the increased thickness sustains the washer's overall locking effectiveness.

			Plain		Zinc	
Size	Pkg. Qty.	Case Qty.	Part No.	UOM /100	Part No.	UOM /100
3	100	1000	0124764	^	0124780	^
4	100	1000	0124765	—	0124781	—
5	100	1000	0124766	—	0124782	—
6	100	1000	0124767	—	0124783	—
8	100	1000	0124768	—	0124784	—
10	50	1000	0124769	—	0124785	—
12	25	1000	0124770	—	0124786	—
14	25	1000	0124771	—	0124787	—
16	10	1000	0124772	—	0124788	—
18	10	1000	0124773	—	0124789	—
20	10	500	0124774	—	0124790	—
24	1	500	0124776	—	0124792	—
30	1	500	0124778	—	0124794	—

Hex Full Nuts

Metric - DIN 934
Plain or Zinc Plated

For metric nuts, the strength class of the nut should always be equal to or greater than the strength class of the screw.

Class4/Class6 - Are made from low carbon steel and cannot be heat treated. Nuts made from these classes are designed for use with machine screw and non heat-treated low carbon steel stud and rod. Somewhat comparable with Grade 2.

Class 8 - Primarily used for general purpose hex cap screws. This property class is comparable with a Grade 5 heat-treated medium carbon steel. Designed for use with Class 8.8 externally threaded fasteners.

Class 10 - Comparable to Grade 8. Made from either medium carbon or an alloy steel; nuts are heat treated. Designed for use with Class 10.9 externally threaded fasteners.

Coarse Thread - Class 8

			Plain		Zinc	
Size	Pkg. Qty.	Case Qty.	Part No.	UOM /100	Part No.	UOM /100
M2 - 0.4	100	3000	40140	^	40300	^
M2.5 - 0.45	100	3000	40141	—	40301	—
M3 - 0.5	100	3000	40142	—	40302	—
M3.5 - 0.6	100	3000			40479	—
M4 - 0.7	100	3000	40146	—	40303	—
M5 - 0.8	100	3000	40150	—	40304	—
M6 - 1.0	100	3000	40154	—	40305	—
M7 - 1.0	25	2000	40158	—	40306	—
M8 - 1.25	25	1500	40162	—	40307	—
M10 - 1.5	50	1000	40166	—	40308	—
M12 - 1.75	25	500	40170	—	40309	—
M14 - 2.0	25	500	40174	—	40310	—
M16 - 2.0	10	200	40178	—	40311	—
M18 - 2.5	10	200	40182	—	40312	—
M20 - 2.5	10	100	40186	—	40313	—
M22 - 2.5	10	100	40190	—	40314	—
M24 - 3.0	1	100	40192	—	40315	—
M27 - 3.0	1	50	40196	—	40316	—
M30 - 3.5	1	50	40199	—	40317	—
M36 - 4.0	1	50	40202	—	40318	—

Fine Thread - Class 8

			Plain		Zinc	
Size	Pkg. Qty.	Case Qty.	Part No.	UOM /100	Part No.	UOM /100
M3-0.35	100	3000			40326	^
M4-0.5	100	3000	40148	—	40327	—
M5-0.5	100	3000	40152	—	40328	—
M6-0.75	100	1500	40156	—	40329	—
M8-1.0	100	1500	40164	—	40331	—
M10-1.25	50	1000	40168	—	40332	—
M12-1.25	25	500	40172	—	40333	—
M14-1.5	10	500	40176	—	40334	—
M16-1.5	10	200	40180	—	40335	—
M18-1.5	10	200	40184	—	40336	—
M20-1.5	10	100	40188	—	40337	—
M22-1.5	10	100	40991	—	40338	—
M24-2.0	1	100	40194	—	40339	—
M27-2.0	1	50	40992	—	40340	—
M30-2.0	1	50	40993	—	40341	—

Hex Nuts

Metric-Class 8-DIN 934
Course & Fine Thread
Yellow Zinc Finish

Size	Part No.	UOM /UOM
M2 - 0.4	0161922	^
M2.5 - 0.45	0161923	—
M3 - 0.5	0161924	—
M3.5 - 0.6	0161925	—
M4 - 0.7	0161926	—
M5 - 0.8	0161927	—
M6 - 1.0	0161928	—
M7 - 1.0	0161929	—
M8 - 1.25	0161930	—
M8-1.0	0161931	—
M10 - 1.5	MN2600000YZ0000	—
M10-1.25	0161932	—
M10-1.0	0161933	—
M12 - 1.75	MN2650000YZ0000	—
M12-1.5	0161934	—
M12-1.25	0161935	—
M14 - 2.0	0161936	—
M14-1.5	0161937	—
M16 - 2.0	MN2710000YZ0000	—
M16-1.5	0161938	—
M18 - 2.5	0161939	—
M18-1.5	0161940	—
M20 - 2.5	MN2750000YZ0000	—
M24 - 3.0	MN2790000YZ0000	—

Hex Jam Nuts

Metric - DIN 439B Plain

Coarse Thread

			Plain		ZINC	
Size	Pkg. Qty.	Case Qty.	Part No.	UOM /100	Part No.	UOM /100
M2.5 - 0.45	100	1000	40212	^	0141484	^
M3 - 0.5	100	1000	40213	—	0141485	—
M3.5 - 0.6	100	1000	40214	—		
M4 - 0.7	100	1000	40145	—	0141486	—
M5 - 0.8	100	1000	40149	—	0141487	—
M6 - 1.0	100	1000	38858	—	0141488	—
M7 - 1.0	100	1000	40153	—	0141489	—
M8 - 1.25	100	1000	40157	—		
M10 - 1.5	50	1000	40161	—	0141491	—
M12 - 1.75	25	500	40165	—	0141492	—
M14 - 2.0	25	200	40169	—	0141493	—
M16 - 2.0	10	200	40173	—	0141494	—
M18 - 2.5	10	100	40177	—	0141495	—
M20 - 2.5	10	100	40181	—	0141496	—
M22 - 2.5	10	25	40185	—	0141497	—
M24 - 3.0	1	25	40189	—	0141498	—
M27 - 3.0	1	25	40191	—	0141499	—
M30 - 3.5	1	25	38859	—	0141500	—
M36 - 4.0	1	25	40201	—	0141501	—
M39 - 4.0	1	25	40204	—		
M42 - 4.5	1	25	40209	—		
M45 - 4.5	1	25	40210	—		
M48 - 5.0	1	25	40211	—		

If its not on our shelf...we'll make it!
Ask the local store to quote your threaded and machined parts.

Hex Jam/Nylon Insert/Top Lock/Flange/Hex Flange Nuts

Hex Jam Nuts Cont.

Hex Jam Nuts

Size	Pkg. Qty.	Case Qty.	Plain Part No.	Plain UOM	Zinc Part No.	Zinc UOM	Yellow Zinc Part No.	Yellow Zinc UOM
M5 - 0.8	100	1000			0153637	^	0129064	^
M6 - 1.0	100	1000	90707	—			0129065	—
M8 - 1.25	100	1000	90708	—	0153639	—	0129066	—
M10 - 1.5	50	500	90709	—			0129067	—
M12 - 1.75	50	500	90710	—	0153641	—	0129068	—
M14 - 2.0	25	200			0153642	—	0129069	—
M16 - 2.0	15	150	90711	—	0153643	—	0129070	—
M18 - 2.5	10	100	90712	—				
M20 - 2.5	5	50	90713	—	0153644	—	0129071	—
M22 - 2.5	1	50	90714	—				
M24 - 3.0	1	25	90715	—	0153645	—	0129072	—
M27 - 3.0	1	25	90716	—				
M30 - 3.5	1	25	90717	—				
M33 - 3.5	1	25	90718	—				
M36 - 4.0	1	25	90719	—				

Heavy Hex Nuts

Heavy Hex Nuts
A194 Plain

Size	Pkg. Qty.	Case Qty.	Part No.	UOM
M12 - 1.75	25	500	0155776	^
M14 - 2.0	25	200	0155777	—
M16 - 2.0	10	200	0155778	—
M18 - 2.5	10	100	0155788	—
M20 - 2.5	10	100	0155779	—
M22 - 2.5	10	25	0155780	—
M24 - 3.0	1	25	0155781	—
M27 - 3.0	1	25	0155782	—
M30 - 3.5	1	25	0155783	—
M33 - 3.5	1	25	0155789	—
M36 - 4.0	1	25	0155784	—
M39 - 4.0	1	25	0155790	—
M42 - 4.5	1	25	0155785	—
M45 - 4.5	1	25	0155791	—
M48 - 5.0	1	25	0155786	—
M52 - 5.0	1	10	0155792	—
M56 - 5.5	1	10	0155793	—
M64 - 6.0	1	10	0155787	—

Nylon Insert Nuts

Metric - DIN 985
Zinc Plated - Coarse Thread

Also known as elastic locknuts or elastic stop nuts. A nylon insert holds the locknut in place where mating threads are in full contact, and helps to reduce corrosion of the nut and mating threads. Maximum temperature is 121° C.

Size	Pkg. Qty.	Case Qty.	Part No.	UOM /100
M2.5 - 0.45	100	1000	40480	^
M3 - 0.5	100	1000	40143	—
M4 - 0.7	100	1000	40147	—
M5 - 0.8	100	1000	40151	—
M6 - 1.0	100	1000	40155	—
M8 - 1.25	100	1000	40163	—
M10 - 1.5	50	500	40167	—
M12 - 1.75	25	500	40171	—
M14 - 2.0	25	100	40175	—
M16 - 2.0	10	100	40179	—
M18 - 2.5	10	100	40183	—
M20 - 2.5	10	100	40187	—
M22 - 2.5	10	25	40492	—
M24 - 3.0	1	25	40193	—
M27 - 3.0	1	25	40197	—
M30 - 3.5	1	25	40200	—
M36 - 4.0	1	25	40203	—
M42 - 4.5	1	25	40502	—
M48 - 5.0	1	25	40504	—

Top Lock Nuts

Metric - Class 8 - DIN 980
Zinc Plated

Uniquely shaped threads provide a vibration resistant friction fit, so the nut stays put. These all metal locknuts withstand higher temperatures than nylon insert locknuts. Top thread section is deformed to create two or three locking zones; they start easily by hand, then must be wrenched into final position.

Size	Pkg. Qty.	Case Qty.	Part No.	UOM /100
M3 - 0.5	100	1000	90677	^
M4 - 0.7	100	1000	90678	—
M5 - 0.8	100	1000	90679	—
M6 - 1.0	100	1000	90680	—
M8 - 1.25	100	1000	90681	—
M10 - 1.5	50	500	90682	—
M12 - 1.75	25	500	90683	—
M16 - 2.0	10	100	90684	—
M20 - 2.5	10	100	90685	—
M24 - 3.0	1	25	90686	—

Nylok Heavy
Class 6 - Zinc

Size	Pkg. Qty.	Case Qty.	Part No.	UOM
M5 - 0.8	100	1000	0154961	^
M6 - 1.0	100	1000	0154962	—
M8 - 1.25	100	1000	0154963	—
M10 - 1.5	50	500	0154964	—
M12 - 1.75	25	500	0154965	—
M16 - 2.0	10	100	0154967	—
M24 - 3.0	10	100	0154970	—

Flange Nuts

Metric - DIN 6923
Zinc Plated
Coarse Thread

The flange covers oversized holes and distributes the load over a greater area.

Size	Pkg. Qty.	Case Qty.	Part No.	UOM /100
M5-0.8	50	1000	0162310	
M6 - 1.0	100	500	90700	^
M8 - 1.25	100	500	90701	—
M10 - 1.5	50	100	90702	—
M12 - 1.75	25	100	90703	—
M16 - 2.0	10	100	90704	—

Hex Flange Nut

Metric-Class 8.8-DIN 6923
Zinc Plated
Fine Thread

Size	Pkg. Qty.	Case Qty.	Part No.	UOM /UOM
M10-1.0	50	1000	0162311	
M12-1.5	50	500	0162312	
M12-1.25	50	500	0162313	
M14-2.0	50	500	0162314	
M16-1.5	50	500	0162315	

Serrated Hex Flange Lock Nut

Plain Finish

Size	Pkg. Qty.	Case Qty.	Part No.	UOM /UOM
M5-0.8	10	100	8M2540000PF0000	^—
M6-1.0	10	100	0162316	—
M8-1.25	10	100	0162317	—
M10-1.5	10	100	0162318	—
M12-1.75	10	100	0162319	—
M16-2.0	10	100	0162320	—

Zinc

Size	Pkg. Qty.	Case Qty.	Part No.	UOM /UOM
3-0.5	50	100	34860	^—
4-0.7	50	100	34861	—
6-1.0	50	100	34863	—

Castle Nuts

Metric - DIN 935
Plain

Great for both general purpose fastening and for locking-just insert a cotter ping or safety wire through the slots and a drilled hole in the fastener. Slots are milled.

Size	Pkg. Qty.	Case Qty.	Part No.	UOM /100
5-0.8	100	100	90688	^—
6-1.0	100	100	90689	—
8-1.25	100	100	90690	—
10-1.5	50	100	90691	—
12-1.75	25	100	90692	—
16-2.0	10	100	90693	—
20-2.5	10	50	90694	—
24-3.0	1	50	90695	—
30-3.5	1	25	90696	—
36-4.0	1	10	90697	—
42-4.5	1	10	90698	—
48-5.0	1	10	90699	—

Acorn Nuts

Metric - DIN 1587
Nickel Plated

Also known as cap nuts. Use the nuts to cover exposed, dangerous bolt ends and add a finished appearance.

Size	Part No.	Pkg. Qty.	Case Qty.	UOM /100
3-0.5	90660	100	1000	^—
4-0.7	90661	100	1000	—
5-0.8	90662	100	1000	—
6-1.0	90663	100	1000	—
8-1.25	90664	100	1000	—
10-1.5	90665	50	1000	—
12-1.75	90666	25	100	—
16-2.0	90667	10	100	—

Wing Nuts

Metric - Cold Forged
Zinc Plated

Wing nuts permit rapid assembly and disassembly by hand and are ideal when you need to make adjustments in the field.

Size	Pkg. Qty.	Case Qty.	Part No.	UOM /100
3-0.5	100	100	90670	^—
4-0.7	100	100	90671	—
5-0.8	100	100	90672	—
6-1.0	100	100	90673	—
8-1.25	100	100	90674	—
10-1.5	50	100	90675	—
12-1.75	25	100	90676	—

Square Nuts

Zinc Finish - DIN 557

Size	Part No.	UOM
3-0.5	0161907	^—
4-0.7	0161908	—
5-0.8	0161909	—
6-1.0	0161910	—
8-1.25	0161911	—
10-1.5	0161912	—

Coupling Nuts

Metric-Class 10-DIN 6334
Zinc Finish

Size	Part No.	UOM /UOM
6-1.0	0161913	^—
8-1.25	0161914	—
10-1.5	0161915	—
12-1.75	0161916	—
16-2.0	0161917	—
20-2.5	0161918	—
24-3.0	0161919	—

Rods

Metric Threaded

DIN 975 - Class 4.6 and 8.8 Coarse Thread
Plain

1 Meter Length

Size	Pkg. Qty	Class 4.6 Part No.	Class 4.6 UOM /Each	Class 8.8 Part No.	Class 8.8 UOM /Each
4-.07	1	47556	^—		
5-.08	1	47570	—		
6-1.0	1	47571	—	47870	^—
8-1.25	1	47572	—	47872	—
10-1.5	1	47573	—	47873	—
12-1.75	1	47574	—	47874	—
14-2.0	1	47575	—	47875	—
16-2.0	1	47576	—	47876	—
18-2.5	1	47577	—	47877	—
20-2.5	1	47578	—	47878	—
22-2.5	1	47579	—	47879	—
24-3.0	1	47580	—	47880	—
27-3.0	1	47581	—	47881	—
30-3.5	1	47582	—	47882	—
33-3.5	1	47733	—	47883	—
36-4.0	1	47583	—	47884	—
39-4.0	1	47734	—	47885	—
42-4.5	1	47735	—	47886	—

Zinc Finish DIN-975

1 Meter Length

Size	Part No.	UOM
2-0.4	0162065	^—
2.5-0.45	0162066	—
3.2-0.5	0162068	—
5-0.8	0162071	—
6-1	0162072	—
8-1.25	0162073	—
8-1.25	0162074	—
10-1.5	0162075	—
10-1.5	0162076	—
10-1.5	0162077	—
12-1.75	0162078	—
12-1.75	0162079	—
12-1.75	0162080	—
16-2	0162083	—
16-2	0162084	—
20-2.5	0162086	—
24-3	0162088	—
30-3.5	0162090	—
36-4	0162091	—

If its not on our shelf...we'll make it!
Ask the local store to quote your threaded and machined parts.

Hex Head Cap Screws

Hex Head Cap Screws

Full & Partial Thread

A2 Stainless Steel (18-8) & A4 Stainless Steel (316)
DIN 933 - Full Thread
DIN 931- Partial Thread



A2 stainless steel is a type of austenitic stainless steel that contains approximately 18% chromium and 8% nickel. They are not hardenable by heat treatment and offer a high degree of corrosion resistance. Primarily, they are non-magnetic; however, parts may become slightly magnetic after cold-working. the A2 grade of stainless steels often referred to as 18-8 Stainless Steel.

A4 Stainless Steel is an austenitic stainless steel that has an improved corrosion resistance, when compared to A2, especially when exposed to seawater. The addition of molybdenum gives the steel better resistance to surface pitting. A4 also has higher tensile and creep value strengths at elevated temperatures than other austenitic alloys. A4 Stainless is often referred to as 316 stainless steel.

M3-0.5
Hex Size=5.5mm

	A2 933	
Length	Part No.	UOM
6	M82510006A20000	^—
8	M82510008A20000	—
10	M82510010A20000	—
12	M82510012A20000	—
16	M82510016A20000	—
20	M82510020A20000	—
25	M82510025A20000	—
30	M82510030A20000	—
35	M82510035A20000	—
40	M82510040A20000	—

M4-0.7
Hex Size=7mm

	A2 933		A4 933	
Length	Part No.	UOM /100	Part No.	UOM /100
6	M82530006A20000	^—	M82530006A40000	^—
8	M82530008A20000	—	M82530008A40000	—
10	M82530010A20000	—	M82530010A40000	—
12	M82530012A20000	—	M82530012A40000	—
16	M82530016A20000	—	M82530016A40000	—
20	M82530020A20000	—	M82530020A40000	—
25	M82530025A20000	—	M82530025A40000	—
30	M82530030A20000	—	M82530030A40000	—
35	M82530035A20000	—	M82530035A40000	—
40	M82530040A20000	—	M82530040A40000	—
45	M82530045A20000	—		
50	M82550050A20000	—		

M5-0.8
Hex Size=8mm

	A2				A4	
	931		933		933	
Length	Part No.	UOM /100	Part No.	UOM /100	Part No.	UOM /100
6			M82540006A20000	^—		
8			M82540008A20000	—	M82540008A40000	—
10			M82540010A20000	—	M82540010A40000	—
12			M82540012A20000	—	M82540012A40000	—
16			M82540016A20000	—	M82540016A40000	—
20			M82540020A20000	—	M82540020A40000	—
22			M82540022A20000	—		
25			M82540025A20000	—	M82540025A40000	—
30	M72540030A20000	—	M82540030A20000	—	M82540030A40000	—
35	M72540035A20000	—	M82540035A20000	—	M82540035A40000	—
40	M72540040A20000	—	M82540040A20000	—	M82540040A40000	—
45	M72540045A20000	—			M82540045A40000	—
50	M72540050A20000	—			M82540050A40000	—
55	M72540055A20000	—			M82540055A40000	—
60	M72540060A20000	—			M82540060A40000	—
70	M72540070A20000	—				

M6-1.0
Hex Size=10mm

	A2				A4			
	931		933		931		933	
Length	Part No.	UOM /100	Part No.	UOM /100	Part No.	UOM /100	Part No.	UOM /100
8			M82550008A20000	^—				
10			M82550010A20000	—			M82550010A40000	—
12			M82550012A20000	—			M82550012A40000	—
14			M82550014A20000	—			M82550014A40000	—
16			M82550016A20000	—			M82550016A40000	—
20			M82550020A20000	—			M82550020A40000	—
25			M82550025A20000	—			M82550025A40000	—
30	M72550030A20000	—	M82550030A20000	—	0177477	—	M82550030A40000	—
35	M72550035A20000	—	M82550035A20000	—			M82550035A40000	—
40	M72550040A20000	—	M82550040A20000	—	0177479	—	M82550040A40000	—
45	M72550045A20000	—	M82550045A20000	—			M82550045A40000	—
50	M72550050A20000	—	M82550050A20000	—			M82550050A40000	—
55	M72550055A20000	—	M82550055A20000	—	M72550055A40000	—		
60	M72550060A20000	—	M82550060A20000	—	M72550060A40000	—		
65	M72550065A20000	—			M72550065A40000	—		
70	M72550070A20000	—	0173274	—	M72550070A40000	—		
75	M72550075A20000	—			M72550075A40000	—		
80	M72550080A20000	—	0173275	—	M72550080A40000	—		
90	M72550090A20000	—	0173276	—	M72550090A40000	—		

Hex Head Cap Screws Cont.

M8-1.25
Hex Size=13mm

	A2				A4			
	931		933		931		933	
Length	Part No.	UOM /100	Part No.	UOM /100	Part No.	UOM /100	Part No.	UOM /100
10			M82580010A20000	^—			M82580010A40000	^—
12			M82580012A20000	—				
14			M82580014A20000	—			M82580014A40000	—
16			M82580016A20000	—			M82580016A40000	—
18			M82580018A20000	—				
20			M82580020A20000	—			M82580020A40000	—
25			M82580025A20000	—			M82580025A40000	—
30			M82580030A20000	—			M82580030A40000	—
30	0173257	—	M82580035A20000	—			M82580035A40000	—
40	M72580040A20000	—	M82580040A20000	—	0177480	—	M82580040A40000	—
45	M72580045A20000	—	M82580045A20000	—			M82580045A40000	—
50	M72580050A20000	—	M82580050A20000	—	0177481	—	M82580050A40000	—
55	M72580055A20000	—	M82580055A20000	—	M72580055A40000	—	0177493	—
60	M72580060A20000	—	M82580060A20000	—	M72580060A40000	—	M82580060A40000	—
65	M72580065A20000	—	M82580065A20000	—	M72580065A40000	—	M82580065A40000	—
70	M72580070A20000	—	M82580070A20000	—	M72580070A40000	—	M82580070A40000	—
75	M72580075A20000	—					M82580075A40000	—
80	M72580080A20000	—	M82580080A20000	—	M72580080A40000	—	M82580080A40000	—
90	M72580090A20000	—	M82580090A20000	—	M72580090A40000	—	M82580090A40000	—
100	M72580100A20000	—	M82580100A20000	—	M72580100A40000	—	M82580100A40000	—
110					M72580110A40000	—		
120	M72580120A20000	—			M72580120A40000	—		
130	0173260	—			M72580130A40000	—		
140	M72580140A20000	—			M72580140A40000	—		

M10-1.50
Hex Size=17mm

	A2				A4			
	931		933		931		933	
Length	Part No.	UOM	Part No.	UOM	Part No.	UOM	Part No.	UOM
12			0173279	^—			0177496	^—
16			M82600016A20000	—			M82600016A40000	—
20			M82600020A20000	—			M82600020A40000	—
25			M82600025A20000	—			M82600025A40000	—
30			M82600030A20000	—			M82600030A40000	—
35			M82600035A20000	—			M82600035A40000	—
40	M72600040A20000	—	M82600040A20000	—	0177482	—	M82600040A40000	—
45	M72600045A20000	—	M82600045A20000	—	0177483	—	M82600045A40000	—
50	M72600050A20000	—	M82600050A20000	—	0177484	—	M82600050A40000	—
55	M72600055A20000	—	M82600055A20000	—			M82600055A40000	—
60	M72600060A20000	—	M82600060A20000	—	0177485	—	M82600060A40000	—
65	M72600065A20000	—	M82600065A20000	—	M72600065A40000	—	0177497	—
70	M72600070A20000	—	M82600070A20000	—	M72600070A40000	—	0177498	—
75	M72600075A20000	—	M82600075A20000	—	M72600075A40000	—		
80	M72600080A20000	—	M82600080A20000	—	M72600080A40000	—	0177499	—
90	M72600090A20000	—	M82600090A20000	—	M72600090A40000	—	0177500	—
100	M72600100A20000	—	M82600100A20000	—	M72600100A40000	—	0177501	—
110	M72600110A20000	—			M72600110A40000	—		
120	M72600120A20000	—			M72600120A40000	—		
130	M72600130A20000	—			M72600130A40000	—		
140					M72600140A40000	—		
150	M72600150A20000	—			M72600150A40000	—		

If its not on our shelf...we'll make it!
Ask the local store to quote your threaded and machined parts.

Hex Head Cap Screws

Hex Head Cap Screws Cont.

M12-1.75
Hex Size=19mm

Length	A2 931 Part No.	A2 931 UOM /100	A2 933 Part No.	A2 933 UOM /100	A4 931 Part No.	A4 931 UOM /100	A4 933 Part No.	A4 933 UOM /100
16							M82650016A40000	^—
20			M82650020A20000	—			M82650020A40000	—
25			M82650025A20000	—			M82650025A40000	—
30			M82650030A20000	—			M82650030A40000	—
35			M82650035A20000	—			M82650035A40000	—
40	0173263	—	M82650040A20000	—			M82650040A40000	—
45	M72650045A20000	—	M82650045A20000	—	0177486	—	M82650045A40000	—
50	M72650050A20000	—	M82650050A20000	—	0177487	—	M82650050A40000	—
55	M72650055A20000	—	M82650055A20000	—	0177488	—	M82650055A40000	—
60	M72650060A20000	—	M82650060A20000	—	0177489	—	M82650060A40000	—
65	M72650065A20000	—	M82650065A20000	—	M72650065A40000	—	0177502	—
70	M72650070A20000	—	M82600070A20000	—	M72650070A40000	—	0177503	—
75	M72650075A20000	—	M82600075A20000	—			0177504	—
80	M72650080A20000	—	M82650080A20000	—	M72650080A40000	—		
90			0173282	—	M72650090A40000	—		
100	M72650100A20000	—	M82650100A20000	—	M72650100A40000	—		
110	M72650110A20000	—			M72650110A40000	—		
120					M72650120A40000	—		
130	M72650130A20000	—			M72650130A40000	—		
140	0173266	—			M72650140A40000	—		
150	M72650150A20000	—			M72650150A40000	—		

M14-2.0
Hex Size=22mm

Length	A4 933 Part No.	A4 933 UOM /100
20	M82680020A20000	^—
25	M82680025A20000	—
30	M82680030A20000	—
35	M82680035A20000	—
40	M82680040A20000	—
45	M82680045A20000	—
50	M82680050A20000	—
55	M82680055A20000	—
60	M82680060A20000	—
65	M82680065A20000	—
70	M82680070A20000	—
75	M82680075A20000	—
80	M82680080A20000	—
90	M82680090A20000	—
100	M82680100A20000	—

M16-2.0
Hex Size=24mm

Length	A2 931 Part No.	A2 931 UOM /100	A2 933 Part No.	A2 933 UOM /100	A4 931 Part No.	A4 931 UOM /100	A4 933 Part No.	A4 933 UOM /100
20			M82710020A20000	^—			M82710020A40000	^—
25			M82710025A20000	—			M82710025A40000	—
30			M82710030A20000	—			M82710030A40000	—
35			M82710035A20000	—			M82710035A40000	—
40			M82710040A20000	—			M82710040A40000	—
45			M82710045A20000	—			M82710045A40000	—
50			M82710050A20000	—			M82710050A40000	—
55	M72710055A20000	—	M82710055A20000	—			M82710055A40000	—
60	M72710060A20000	—	M82710060A20000	—			M82710060A40000	—
65							M82710065A40000	—
70	M72710070A20000	—	M82710070A20000	—	M72710070A40000	—	M82710070A40000	—
75	M72710075A20000	—	M82710075A20000	—	M72710075A40000	—	M82710075A40000	—
80	M72710080A20000	—	M82710080A20000	—	M72710080A40000	—	0177505	—
90	M72710090A20000	—	M82710090A20000	—	M72710090A40000	—	0177506	—
100	M72710100A20000	—	M82710100A20000	—	M72710100A40000	—	0177507	—
110	M72710110A20000	—			M72710110A40000	—		
120	M72710120A20000	—			M72710120A40000	—		
130	M72710130A20000	—			M72710130A40000	—		
140	0173273	—			M72710140A40000	—		
150	M72710150A20000	—			M72710150A40000	—		
160	0155035	—						

Hex Head Cap Screws Cont.

M20-2.5
Hex Size=30mm

	A2				A4	
	931		933		933	
Length	Part No.	UOM /100	Part No.	UOM /100	Part No.	UOM /100
30			M82750030A20000	^—	M82750030A40000	^—
35			M82750035A20000	—	M82750035A40000	—
40			M82750040A20000	—	M82750040A40000	—
45			M82750045A20000	—	M82750045A40000	—
50			M82750050A20000	—	M82750050A40000	—
55			M82750055A20000	—	M82750055A40000	—
60			M82750060A20000	—	M82750060A40000	—
65			M82750065A20000	—	M82750065A40000	—
70	M72750070A20000	—	M82750070A20000	—	M82750070A40000	—
75			M82750075A20000	—	M82750075A40000	—
80	M72750080A20000	—			M82750080A40000	—
90	M72750090A20000	—	M82750090A20000	—	M82750090A40000	—
95	0155036	—				
100	M72750100A20000	—			M82750100A40000	—
110	M72750110A20000	—				
120	M72750120A20000	—				
130	M72750130A20000	—				
140	M72750140A20000	—				
150	M72750150A20000	—				

Socket Head Cap Screws

A2 Stainless Steel (18-8) & A4 Stainless Steel (316)
Metric - DIN 912

A2 stainless steel is a type of austenitic stainless steel that contains approximately 18% chromium and 8% nickel. They are not able to be hardened by heat treatment and offer a high degree of corrosion resistance. Primarily, they are non-magnetic; however, parts may become slightly magnetic after cold-working. the A2 grade of stainless steels often referred to as 18-8 Stainless Steel.

A4 Stainless Steel is an austenitic stainless steel that has an improved corrosion resistance, when compared to A2, especially when exposed to seawater. The addition of molybdenum gives the steel better resistance to surface pitting. A4 also has higher tensile and creep value strengths at elevated temperatures than other austenitic alloys. A4 Stainless is often referred to as 316 stainless steel.

M2-0.4
Hex Size=1.5mm

	A2	
Length	Part No.	UOM /100
3	MS2460003A20000	^—
4	MS2460004A20000	—
5	MS2460005A20000	—
6	MS2460006A20000	—
8	MS2460008A20000	—
10	MS2460010A20000	—
12	MS2460012A20000	—
24	MS2460016A20000	—
20	MS2460020A20000	—

M2.5-0.45
Hex Size=2mm

	A2	
Length	Part No.	UOM /100
5	MS2490005A20000	^—
6	MS2490006A20000	—
8	MS2490008A20000	—
10	MS2490010A20000	—
12	MS2490012A20000	—
16	MS2490016A20000	—
20	MS2490020A20000	—

M3-0.5
Hex Size=2.5mm

	A2		A4	
Length	Part No.	UOM /100	Part No.	UOM /100
4	MS2510004A20000	^—	MS2510004A40000	^—
5	MS2510005A20000	—	MS2510005A40000	—
6	MS2510006A20000	—	MS2510006A40000	—
8	MS2510008A20000	—	MS2510008A40000	—
10	MS2510010A20000	—	MS2510010A40000	—
12	MS2510012A20000	—	MS2510012A40000	—
14	MS2510014A20000	—	MS2510014A40000	—
16	MS2510016A20000	—	MS2510016A40000	—
18			MS2510018A40000	—
20	MS2510020A20000	—	MS2510020A40000	—
25	MS2510025A20000	—	MS2510025A40000	—
30	MS2510030A20000	—	MS2510030A40000	—
35	MS2510035A20000	—		
40	MS2510040A20000	—	MS2510040A40000	—
45	MS2510045A20000	—		
50	MS2510050A20000	—		

If its not on our shelf...we'll make it!
Ask the local store to quote your threaded and machined parts.

Hex Head Cap Screws

Hex Head Cap Screws Cont.

M4-0.7
Hex Size=3mm

Length	A2 Part No.	A2 UOM /100	A4 Part No.	A4 UOM /100
5	MS2530005A20000	^—		
6	MS2530006A20000	—	MS2530006A40000	—
8	MS2530008A20000	—	MS2530008A40000	—
10	MS2530010A20000	—	MS2530010A40000	—
12	MS2530012A20000	—	MS2530012A40000	—
14	MS2530014A20000	—		
16	MS2530016A20000	—	MS2530016A40000	—
18	MS2530018A20000	—		
20	MS2530020A20000	—	MS2530020A40000	—
25	MS2530025A20000	—	MS2530025A40000	—
30	MS2530030A20000	—	MS2530030A40000	—
35	MS2530035A20000	—	MS2530035A40000	—
40	MS2530040A20000	—	MS2530040A40000	—
45	MS2530045A20000	—	MS2530045A40000	—
50	MS2530050A20000	—	MS2530050A40000	—

M5-.08
Hex Size=4mm

Length	A2 Part No.	A2 UOM	A4 Part No.	A4 UOM
6mm	0173306	^—		
8	MS2540008A20000	—	MS2540008A40000	—
10	MS2540010A20000	—	MS2540010A40000	—
12	MS2540012A20000	—	MS2540012A40000	—
14	MS2540014A20000	—		
16	MS2540016A20000	—	MS2540016A40000	—
18	MS2540018A20000	—		
20	MS2540020A20000	—	MS2540020A40000	—
25	MS2540025A20000	—	MS2540025A40000	—
30	MS2540030A20000	—	MS2540030A40000	—
35	MS2540035A20000	—	MS2540035A40000	—
40	MS2540040A20000	—	MS2540040A40000	—
45	MS2540045A20000	—	MS2540045A40000	—
50	MS2540050A20000	—	MS2540050A40000	—
55	MS2540055A20000	—	MS2540055A40000	—
60	MS2540060A20000	—	MS2540060A40000	—
65	MS2540065A20000	—		
70	MS2540070A20000	—	MS2540070A40000	—
75	MS2540075A20000	—		
80	MS2540080A20000	—	MS2540080A40000	—

M6-1.0
Hex Size=5mm

Length	A2 Part No.	A2 UOM /100	A4 Part No.	A4 UOM /100
8	MS2550008A20000	^—	MS2550008A40000	^—
10	MS2550010A20000	—	MS2550010A40000	—
12	MS2550012A20000	—	MS2550012A40000	—
14	MS2550014A20000	—		
16	MS2550016A20000	—	MS2550016A40000	—
18	MS2550018A20000	—		
20	MS2550020A20000	—	MS2550020A40000	—
25	MS2550025A20000	—	MS2550025A40000	—
30	MS2550030A20000	—	MS2550030A40000	—
35	MS2550035A20000	—	MS2550035A40000	—
40	MS2550040A20000	—	MS2550040A40000	—
45	MS2550045A20000	—	MS2550045A40000	—
50	MS2550050A20000	—	MS2550050A40000	—
55	MS2550055A20000	—	MS2550055A40000	—
60	MS2550060A20000	—	MS2550060A40000	—
65	MS2550065A20000	—		
70	MS2550070A20000	—	MS2550070A40000	—
75	MS2550075A20000	—		
80			MS2550080A40000	—
90			MS2550090A40000	—
100	MS2550100A20000	—	MS2550100A40000	—
110	MS2550110A20000	—	MS2550110A40000	—
120	MS2550120A20000	—	MS2550120A40000	—
130	MS2550130A20000	—		
140	MS2550140A20000	—		
150	MS2550150A20000	—		

M8-1.25
Hex Size=6mm

Length	A2 Part No.	A2 UOM /100	A4 Part No.	A4 UOM /100
10	MS2580010A20000	^—	MS2580010A40000	^—
12	MS2580012A20000	—	MS2580012A40000	—
16	MS2580016A20000	—	MS2580016A40000	—
20	MS2580020A20000	—	MS2580020A40000	—
25	MS2580025A20000	—	MS2580025A40000	—
30	MS2580030A20000	—	MS2580030A40000	—
35	MS2580035A20000	—	MS2580035A40000	—
40	MS2580040A20000	—	MS2580040A40000	—
45	MS2580045A20000	—	MS2580045A40000	—
50	MS2580050A20000	—	MS2580050A40000	—
55	MS2580055A20000	—	MS2580055A40000	—
60	MS2580060A20000	—	MS2580060A40000	—
65	MS2580065A20000	—		
70	MS2580070A20000	—	MS2580070A40000	—
75	MS2580075A20000	—		
80	MS2580080A20000	—	MS2580080A40000	—
90	MS2580090A20000	—	MS2580090A40000	—
100	MS2580100A20000	—	MS2580100A40000	—
110			MS2580110A40000	—
120			MS2580120A40000	—
130	MS2580130A20000	—		
140	MS2580140A20000	—		
150	MS2580150A20000	—		

M10-1.50
Hex Size=8mm

Length	A2 Part No.	A2 UOM /100	A4 Part No.	A4 UOM /100
16	MS2600016A20000	^—	MS2600016A40000	^—
20	MS2600020A20000	—	MS2600020A40000	—
25	MS2600025A20000	—	MS2600025A40000	—
30	MS2600030A20000	—	MS2600030A40000	—
35	MS2600035A20000	—	MS2600035A40000	—
40	MS2600040A20000	—	MS2600040A40000	—
45	MS2600045A20000	—	MS2600045A40000	—
50	MS2600050A20000	—	MS2600050A40000	—
55	MS2600055A20000	—	MS2600055A40000	—
60	MS2600060A20000	—	MS2600060A40000	—
65	MS2600065A20000	—		
70	MS2600070A20000	—	MS2600070A40000	—
75	MS2600075A20000	—		
80	MS2600080A20000	—	MS2600080A40000	—
90	MS2600090A20000	—	MS2600090A40000	—
100	MS2600100A20000	—	MS2600100A40000	—
110	0173307	—	MS2600110A40000	—
120			MS2600120A40000	—
130	MS2600130A20000	—	MS2600130A40000	—
140	MS2600140A20000	—		
150	MS2600150A20000	—		

Socket Head Cap Screws Cont.

M12-1.75
Hex Size=10mm

Length	A2 Part No.	A2 UOM /100	A4 Part No.	A4 UOM /100
20	MS2650020A20000	^—	MS2650020A40000	^—
25	MS2650025A20000	—	MS2650025A40000	—
30	MS2650030A20000	—	MS2650030A40000	—
35	MS2650035A20000	—	MS2650035A40000	—
40	MS2650040A20000	—	MS2650040A40000	—
45	MS2650045A20000	—	MS2650045A40000	—
50	MS2650050A20000	—	MS2650050A40000	—
55	MS2650055A20000	—	MS2650055A40000	—
60	MS2650060A20000	—	MS2650060A40000	—
65	MS2650065A20000	—	MS2650065A40000	—
70	MS2650070A20000	—	MS2650070A40000	—
75	MS2650075A20000	—		
80	MS2650080A20000	—		
90	MS2650090A20000	—		
100	MS2650100A20000	—		
120	MS2650120A20000	—		
130	MS2650130A20000	—		
140	MS2650140A20000	—		
150	MS2650150A20000	—		

M16-2.0
Hex Size=14mm

Length	A2 Part No.	A2 UOM /100	A4 Part No.	A4 UOM /100
20	MS2710020A20000	^—		
25	MS2710025A20000	—		
30	MS2710030A20000	—	MS2710030A40000	—
35	MS2710035A20000	—	MS2710035A40000	—
40	MS2710040A20000	—	MS2710040A40000	—
45	MS2710045A20000	—	MS2710045A40000	—
50	MS2710050A20000	—	MS2710050A40000	—
55	MS2710055A20000	—	MS2710055A40000	—
60	MS2710060A20000	—	MS2710060A40000	—
65	MS2710065A20000	—		
70	MS2710070A20000	—		
75	MS2710075A20000	—		
80	MS2710080A20000	—		
90	MS2710090A20000	—		
100	MS2710100A20000	—		
120	MS2710120A20000	—		
130	MS2710130A20000	—		
140	MS2710140A20000	—		
150	MS2710150A20000	—		

M20-2.5
Hex Size=17mm

Length	A2 Part No.	A2 UOM
30	MS2750030A20000	^—
35	MS2750035A20000	—
40	MS2750040A20000	—
45	MS2750045A20000	—
50	MS2750050A20000	—
55	MS2750055A20000	—
60	MS2750060A20000	—
70	MS2750070A20000	—
75	MS2750075A20000	—
80	MS2750080A20000	—
90	MS2750090A20000	—
100	MS2750100A20000	—
110	MS2750110A20000	—
120	MS2750120A20000	—
130	MS2750130A20000	—
140	MS2750140A20000	—
150	MS2750150A20000	—

M24-3.0
Hex Size=19mm

Length	A2 Part No.	A2 UOM	A4 Part No.	A4 UOM
50	MS2790050A40000	^—		
60	MS2790060A40000	—		
65	MS2790065A20000	—	MS2790065A40000	—
75	MS2790075A40000	—		
150	MS2790150A40000	—		

M30-3.5
Hex Size=22mm

Length	A2 Part No.	A2 UOM	A4 Part No.	A4 UOM
60			MS2860060A40000	^—
65	MS2860065A20000	—	MS2860065A40000	—
70	MS2860070A20000	—		
75	MS2860075A20000	—	MS2860075A40000	—
90	MS2860090A20000	—	MS2860090A40000	—
100			MS2860100A40000	—
110	MS2860110A20000	—	MS2860110A40000	—
120			MS2860120A40000	—
140			MS2860140A40000	—
150			MS2860150A40000	—

Button Head Socket Cap Screws

A2 Stainless Steel (18-8)
Metric - ISO 7380

M2.5-4.5
Hex Size=2mm

Length	Part No.	UOM /100
4	0173208	^—
5	0173209	—
6	0173210	—

M3-0.5
Hex Size=2mm

Length	Part No.	UOM /100
6	MB2510006A20000	^—
8	MB2510008A20000	—
10	MB2510010A20000	—
12	MB2510012A20000	—
16	MB2510016A20000	—

M4-0.7
Hex Size=2.5mm

Length	Part No.	UOM /100
6	MB2530006A20000	^—
8	MB2530008A20000	—
10	MB2530010A20000	—
12	MB2530012A20000	—
16	MB2530016A20000	—
20	MB2530020A20000	—
25	MB2530025A20000	—
30	0173205	—
35	0173206	—

M5-0.8
Hex Size=3mm

Length	Part No.	UOM /100
8	MB2540008A20000	^—
10	MB2540010A20000	—
12	MB2540012A20000	—
16	MB2540016A20000	—
20	MB2540020A20000	—
25	MB2540025A20000	—
30	MB2540030A20000	—
35	MB2540035A20000	—

If its not on our shelf...we'll make it!
Ask the local store to quote your threaded and machined parts.

Button Head/Low Head/Flat Head Socket Cap Screws

Button Head Socket Cap Screws Cont.

M6-1.0
Hex Size=4mm

Length	Part No.	UOM /100
10	MB2550010A20000	^
12	MB2550012A20000	—
16	MB2550016A20000	—
20	MB2550020A20000	—
25	MB2550025A20000	—
30	MB2550030A20000	—
35	MB2550035A20000	—
40	MB2550040A20000	—
45	MB2550045A20000	—
50	MB2550050A20000	—
60	0173207	—

M8-1.25
Hex Size=5mm

Length	Part No.	UOM /100
10	MB2580010A20000	^
12	MB2580012A20000	—
16	MB2580016A20000	—
20	MB2580020A20000	—
25	MB2580025A20000	—
30	MB2580030A20000	—
35	MB2580035A20000	—
40	MB2580040A20000	—
45	MB2580045A20000	—
50	MB2580050A20000	—

M10-1.50
Hex Size=6mm

Length	Part No.	UOM /100
20	MB2600020A20000	^
25	MB2600025A20000	—
30	MB2600030A20000	—
35	MB2580035A20000	—
40	MB2600040A20000	—
45	MB2600045A20000	—
50	MB2600050A20000	—

M12-1.75
Hex Size=8mm

Length	Part No.	UOM /100
20	MB2650020A20000	^
25	MB2650025A20000	—
30	MB2650030A20000	—
35	MB2650035A20000	—
40	MB2650040A20000	—
45	MB2650045A20000	—
50	MB2650050A20000	—

Low Head Socket Cap Screws

A2 Stainless Steel (18-8)
Metric - DIN 6912

M3-0.5
Hex Size=2mm

Length	Part No.	UOM /100
6	MQ2510006A20000	^
8	MQ2510008A20000	—
10	MQ2510010A20000	—
12	MQ2510012A20000	—
16	MQ2510016A20000	—
20	MQ2510020A20000	—

M4-0.7
Hex Size=3mm

Length	Part No.	UOM /100
8	MQ2530008A20000	^
10	MQ2530010A20000	—
12	MQ2530012A20000	—
16	MQ2530016A20000	—
20	MQ2530020A20000	—
25	MQ2530025A20000	—
30	MQ2530030A20000	—

M5-0.8
Hex Size=4mm

Length	Part No.	UOM /100
10	MQ2540010A20000	^
12	MQ2540012A20000	—
16	MQ2540016A20000	—
20	MQ2540020A20000	—
25	MQ2540025A20000	—
30	MQ2540030A20000	—

M6-1.0
Hex Size=5mm

Length	Part No.	UOM /100
12	MQ2550012A20000	^
16	MQ2550016A20000	—
20	MQ2550020A20000	—
25	MQ2550025A20000	—
30	MQ2550030A20000	—

M8-1.25
Hex Size=6mm

Length	Part No.	UOM /100
12	MQ2580012A20000	^
16	MQ2580016A20000	—
20	MQ2580020A20000	—
25	MQ2580025A20000	—
30	MQ2580030A20000	—
35	MQ2580035A20000	—

M10-1.50
Hex Size=8mm

Length	Part No.	UOM /100
20	MQ2600020A20000	^
25	MQ2600025A20000	—
30	MQ2600030A20000	—
40	MQ2600040A20000	—

M12-1.75
Hex Size=10mm

Length	Part No.	UOM /100
20	MQ2650020A20000	^
25	MQ2650025A20000	—
30	MQ2650030A20000	—
40	MQ2650040A20000	—
50	MQ2650050A20000	—

Flat Head Socket Cap Screws

A2 Stainless Steel (18-8) & A4 Stainless Steel (316)
Metric - DIN 7991

M3-0.5
Hex Size=2mm

Length	A2 Part No.	A2 UOM /100	A4 Part No.	A4 UOM /100
6	M42510006A20000	^	M42510006A40000	^
8	M42510008A20000	—	M42510008A40000	—
10	M42510010A20000	—	M42510010A40000	—
12	M42510012A20000	—	M42510012A40000	—
16	M42510016A20000	—	M42510016A40000	—
20	M42510020A20000	—	M42510020A40000	—
25	M42510025A20000	—	M42510025A40000	—

M4-0.7
Hex Size=2.5mm

Length	A2 Part No.	A2 UOM /100	A4 Part No.	A4 UOM /100
6	M42530006A20000	^	M42530006A40000	^
8	M42530008A20000	—	M42530008A40000	—
10	M42530010A20000	—	M42530010A40000	—
12	M42530012A20000	—	M42530012A40000	—
16	M42530016A20000	—	M42530016A40000	—
20	M42530020A20000	—	M42530020A40000	—
25	M42530025A20000	—	M42530025A40000	—

M5-0.8
Hex Size=3mm

Length	A2 Part No.	A2 UOM	A4 Part No.	A4 UOM
8			M42540008A40000	^
10	M42540010A20000	—	M42540010A40000	—
12	M42540012A20000	—	M42540012A40000	—
16	M42540016A20000	—	M42540016A40000	—
20	M42540020A20000	—	M42540020A40000	—
25	M42540025A20000	—	M42540025A40000	—
30	M42540030A20000	—	M42540030A40000	—
35	M42540035A20000	—	M42540035A40000	—

M6-1.0
Hex Size=4mm

Length	A2 Part No.	A2 UOM /100	A4 Part No.	A4 UOM /100
10	M42550010A20000	^	M42550010A40000	^
12	M42550012A20000	—	M42550012A40000	—
16	M42550016A20000	—	M42550016A40000	—
20	M42550020A20000	—	M42550020A40000	—
25	M42550025A20000	—	M42550025A40000	—
30	M42550030A20000	—	M42550030A40000	—
35	M42550035A20000	—	M42550035A40000	—
40	M42550040A20000	—	M42550040A40000	—
45	M42550045A20000	—	M42550045A40000	—

M8-1.25
Hex Size=5mm

Length	A2 Part No.	A2 UOM /100	A4 Part No.	A4 UOM /100
12	M42580012A20000	^	M42580012A40000	^
16	M42580016A20000	—	M42580016A40000	—
20	M42580020A20000	—	M42580020A40000	—
25	M42580025A20000	—	M42580025A40000	—
30	M42580030A20000	—	M42580030A40000	—
35	M42580035A20000	—	M42580035A40000	—
40	M42580040A20000	—	M42580040A40000	—
45	M42580045A20000	—	M42580045A40000	—
50	M42580050A20000	—	M42580050A40000	—

Flat Head Socket Cap Screws, Socket Set Screws Cone/Cup Point

Flat Head Socket Cap Screws Cont.

M10-1.50
Hex Size=6mm

Length	A2 Part No.	A2 UOM /100	A4 Part No.	A4 UOM /100
20	M42600020A20000	^	M42600020A40000	^
25	M42600025A20000	—	M42600025A40000	—
30	M42600030A20000	—	M42600030A40000	—
35	M42600035A20000	—	M42600035A40000	—
40	M42600040A20000	—	M42600040A40000	—
45	M42600045A20000	—	M42600045A40000	—
50	M42600050A20000	—	M42600050A40000	—
60	M42600060A20000	—	M42600060A40000	—

M12-1.75
Hex Size=8mm

Length	A2 Part No.	UOM /100
20	M42650020A20000	^
25	M42650025A20000	—
30	M42650030A20000	—
35	M42650035A20000	—
40	M42650040A20000	—
45	M42650045A20000	—
50	M42650050A20000	—
60	M42650060A20000	—
70	M42650070A20000	—

M16-2.0
Hex Size=10mm

Length	A2 Part No.	UOM /100
25	M42710025A20000	^
30	M42710030A20000	—
35	M42710035A20000	—
40	M42710040A20000	—
45	M42710045A20000	—
50	M42710050A20000	—
60	M42710060A20000	—
70	M42710070A20000	—

Socket Set Screws Cone Point

A2 Stainless Steel 18-8
Metric - DIN 914

M4-0.7
Hex Size=2mm

Length	Part No.	UOM /100
4	MZ2530004A20000	^
6	MZ2530006A20000	—
8	MZ2530008A20000	—
10	MZ2530010A20000	—
12	MZ2530012A20000	—
16	MZ2530016A20000	—

M5-0.8
Hex Size=2.5mm

Length	Part No.	UOM /100
6	MZ2540006A20000	^
8	MZ2540008A20000	—
10	MZ2540010A20000	—
12	MZ2540012A20000	—
16	MZ2540016A20000	—

M6-1.0
Hex Size=3mm

Length	Part No.	UOM /100
6	MZ2550006A20000	^
8	MZ2550008A20000	—
10	MZ2550010A20000	—
12	MZ2550012A20000	—
16	MZ2550016A20000	—
20	MZ2550020A20000	—

M8-1.25
Hex Size=4mm

Length	Part No.	UOM /100
8	MZ2580008A20000	^
10	MZ2580010A20000	—
12	MZ2580012A20000	—
16	MZ2580016A20000	—
20	MZ2580020A20000	—

Socket Set Screws Cup Point

A2 Stainless Steel (18-8) & A4 Stainless Steel (316)
Metric - DIN 916

M3-0.5
Hex Size=1.5mm

Length	A2 Part No.	UOM /100
3	MX2510003A20000	^
4	MX2510004A20000	—
5	MX2510005A20000	—
6	MX2510006A20000	—
8	MX2510008A20000	—
10	MX2510010A20000	—
12	MX2510012A20000	—
16	MX2510016A20000	—
20	MX2510020A20000	—
25	MX2510025A20000	—

M4-0.7
Hex Size=2mm

Length	A2 Part No.	UOM /100
4	MX2530004A20000	^
5	MX2530005A20000	—
6	MX2530006A20000	—
8	MX2530008A20000	—
10	MX2530010A20000	—
12	MX2530012A20000	—
16	MX2530016A20000	—
20	MX2530020A20000	—
25	MX2530025A20000	—
30	MX2530030A20000	—

M5-0.8
Hex Size=2.5mm

Length	A2 Part No.	UOM /100
5	MX2540005A20000	^
6	MX2540006A20000	—
8	MX2540008A20000	—
10	MX2540010A20000	—
12	MX2540012A20000	—
16	MX2540016A20000	—
20	MX2540020A20000	—
25	MX2540025A20000	—
30	MX2540030A20000	—
35	MX2540035A20000	—
40	MX2540040A20000	—

M6-1.0
Hex Size=3mm

Length	A2 Part No.	UOM /100
6	MX2550006A20000	^
8	MX2550008A20000	—
10	MX2550010A20000	—
12	MX2550012A20000	—
16	MX2550016A20000	—
20	MX2550020A20000	—
25	MX2550025A20000	—
30	MX2550030A20000	—
35	MX2550035A20000	—
40	MX2550040A20000	—
45	MX2550045A20000	—

M8-1.25
Hex Size=4mm

Length	A2 Part No.	UOM /100
8	MX2580008A20000	^
10	MX2580010A20000	—
12	MX2580012A20000	—
16	MX2580016A20000	—
20	MX2580020A20000	—
25	MX2580025A20000	—
30	MX2580030A20000	—
35	MX2580035A20000	—
40	MX2580040A20000	—
45	MX2580045A20000	—
50	MX2580050A20000	—
60	MX2580060A20000	—

M10-1.50
Hex Size=5mm

Length	A2 Part No.	UOM /100
10	MX2600010A20000	^
12	MX2600012A20000	—
16	MX2600016A20000	—
20	MX2600020A20000	—
25	MX2600025A20000	—
30	MX2600030A20000	—
35	MX2600035A20000	—
40	MX2600040A20000	—
45	MX2600045A20000	—
50	MX2600050A20000	—
60	MX2600060A20000	—
70	MX2600070A20000	—

M12-1.75
Hex Size=6mm

Length	A2 Part No.	UOM /100
12	MX2650012A20000	^
16	MX2650016A20000	—
20	MX2650020A20000	—
25	MX2650025A20000	—
30	MX2650030A20000	—
35	MX2650035A20000	—
40	MX2650040A20000	—
45	MX2650045A20000	—
50	MX2650050A20000	—
60	MX2650060A20000	—

If its not on our shelf...we'll make it!
Ask the local store to quote your threaded and machined parts.

Socket Set Screws Flat Point, Spring/Dowel Pins S.S.

Socket Set Screws Flat Point

A2 Stainless Steel (18-8)
Metric - DIN 913

M3-0.5
Hex Size=1.5mm

Length	Part No.	UOM /100
3	MY2510003A20000	^
4	MY2510004A20000	—
5	MY2510005A20000	—
6	MY2510006A20000	—
8	MY2510008A20000	—
10	MY2510010A20000	—
12	MY2510012A20000	—
16	MY2510016A20000	—

M4-0.7
Hex Size=2mm

Length	Part No.	UOM /100
4	MY2530004A20000	^
5	MY2530005A20000	—
6	MY2530006A20000	—
8	MY2530008A20000	—
10	MY2530010A20000	—
12	MY2530012A20000	—
16	MY2530016A20000	—

M5-0.8
Hex Size=2.5mm

Length	Part No.	UOM /100
5	MY2540005A20000	^
6	MY2540006A20000	—
8	MY2540008A20000	—
10	MY2540010A20000	—
12	MY2540012A20000	—
16	MY2540016A20000	—

M6-1.0
Hex Size=3mm

Length	Part No.	UOM /100
6	MY2550006A20000	^
8	MY2550008A20000	—
10	MY2550010A20000	—
12	MY2550012A20000	—
16	MY2550016A20000	—
20	MY2550020A20000	—

M8-1.25
Hex Size=4mm

Length	Part No.	UOM /100
8	MY2580008A20000	^
10	MY2580010A20000	—
12	MY2580012A20000	—
16	MY2580016A20000	—
20	MY2580020A20000	—
25	MY2580025A20000	—
30	MY2580030A20000	—

M10-1.50
Hex Size=5mm

Length	Part No.	UOM /100
12	MY2600012A20000	^
16	MY2600016A20000	—
20	MY2600020A20000	—
25	MY2600025A20000	—
30	MY2600030A20000	—

Spring Pins Stainless Steel

Metric - DIN - A2 Stainless Steel

Spring pins are also known as roll, tension, split and expansion pins. Recommended hole size is the same as the pin diameter.

M2

Length	Pkg. Qty.	Case Qty.	Part No.	UOM /100
4	100	5000	0131726	^
6	100	5000	0131727	—
8	100	5000	0131728	—
10	100	5000	0131729	—
12	100	5000	0131730	—
14	100	5000	0131731	—
16	100	5000	0131732	—
18	100	5000	0131733	—
20	100	5000	0131734	—

M3

Length	Pkg. Qty.	Case Qty.	Part No.	UOM /100
4	100	5000	0131754	^
6	100	5000	0131755	—
8	100	5000	0131756	—
10	100	5000	0131757	—
12	100	5000	0131758	—
14	100	5000	0131759	—
16	100	5000	0131760	—
18	100	5000	0131761	—
20	100	5000	0131762	—
22	100	5000	0131763	—
24	100	5000	0131764	—
26	100	5000	0131765	—
30	100	5000	0131767	—

M4

Length	Pkg. Qty.	Case Qty.	Part No.	UOM /100
8	100	5000	0131786	^
10	100	5000	0131787	—
12	100	5000	0131788	—
14	100	5000	0131789	—
16	100	5000	0131790	—
18	100	5000	0131791	—
20	100	5000	0131792	—
22	100	5000	0131793	—
24	100	5000	0131794	—
26	100	5000	0131795	—
30	100	5000	0131797	—
36	50	5000	0131799	—
40	50	5000	0131800	—

M5

Length	Pkg. Qty.	Case Qty.	Part No.	UOM /100
8	100	5000	0131803	^
10	100	5000	0131804	—
12	100	5000	0131805	—
14	100	5000	0131806	—
16	100	5000	0131807	—
18	100	5000	0131808	—
20	100	5000	0131809	—
22	100	5000	0131810	—
24	100	5000	0131811	—
26	100	5000	0131812	—
30	100	5000	0131814	—
40	50	5000	0131817	—
45	50	5000	0131818	—
50	50	5000	0131819	—

M6

Length	Pkg. Qty.	Case Qty.	Part No.	UOM /100
10	100	5000	0131825	^
12	100	5000	0131826	—
14	100	5000	0131827	—
16	100	5000	0131828	—
18	100	5000	0131829	—
20	100	5000	0131830	—
22	100	5000	0131831	—
24	100	5000	0131832	—
26	100	5000	0131833	—
30	100	5000	0131835	—
36	50	5000	0131837	—
40	50	5000	0131838	—
50	50	5000	0131840	—
60	50	5000	0131842	—

M8

Length	Pkg. Qty.	Case Qty.	Part No.	UOM /100
10	100	5000	0131848	^
12	100	5000	0131849	—
14	100	5000	0131850	—
16	100	5000	0131851	—
18	100	5000	0131852	—
20	100	5000	0131853	—
22	100	5000	0131854	—
24	100	5000	0131855	—
26	100	5000	0131856	—
30	100	5000	0131858	—
36	50	5000	0131860	—
40	50	5000	0131861	—

M10

Length	Pkg. Qty.	Case Qty.	Part No.	UOM /100
14	50	5000	0131871	^
16	50	5000	0131872	—
20	50	5000	0131873	—
22	50	5000	0131874	—
24	50	5000	0131875	—
26	50	5000	0131876	—
30	50	5000	0131878	—
36	25	5000	0131880	—
40	25	5000	0131881	—

Dowel Pins Stainless Steel

A2 Stainless Steel (18-8)
DIN 7

M3

Length	Part No.	UOM
3	0173213	^
6	0173214	—
8	0173215	—
10	0173216	—
12	0173217	—
16	0173218	—
20	0173219	—
30	0173220	—
40	0173221	—

Dowel Pins Stainless Steel, Machine Screws Flat Head

Dowel Pins Stainless Steel Cont.

M4

Length	Part No.	UOM
6	0173222	^
8	0173223	—
10	0173224	—
12	0173225	—
16	0173227	—
20	0173228	—
25	0173229	—
30	0173230	—

M5

Length	Part No.	UOM
6	0173231	^
8	0173232	—
10	0173233	—
12	0173234	—
14	0173235	—
16	0173236	—
20	0173237	—
25	0173238	—
30	0173239	—
40	0173240	—
50	0173241	—

M6

Length	Part No.	UOM
10	0173242	^
12	0173243	—
16	0173244	—
20	0173245	—
25	0173246	—
30	0173247	—
40	0173248	—
50	0173249	—

M8

Length	Part No.	UOM
20	0173250	^
30	0173251	—
40	0173252	—

M10

Length	Part No.	UOM
30	0173253	^
40	0173254	—

Machine Screws Flat Head

A2 Stainless Steel (18-8)
Metric - DIN 965 - Phillips
Metric - DIN 963 - Slotted

Flat Head Screws: Provides a flush surface in countersunk holes, head angle is 82°. Length is measured from the top of the head.

M2-0.4

Length	Phillips Part No.	Phillips UOM /100	Slotted Part No.	Slotted UOM /100
4	XM2460004A20000	^	0173309	^
5	XM2460005A20000	—	0173310	—
6	XM2460006A20000	—	0173311	—
8	XM2460008A20000	—		
10	XM2460010A20000	—		
12	XM2460012A20000	—		
16	XM2460016A20000	—		
20	XM2460020A20000	—		

M2.5-0.45

Length	Phillips Part No.	Phillips UOM /100	Slotted Part No.	Slotted UOM /100
4	XM2490004A20000	^		
5	XM2490005A20000	—	FM2490005A20000	—
6	XM2490006A20000	—	FM2490006A20000	—
8	XM2490008A20000	—	FM2490008A20000	—
10	XM2490010A20000	—	FM2490010A20000	—
12	XM2490012A20000	—	FM2490012A20000	—
16	XM2490016A20000	—	FM2490016A20000	—
20	XM2490020A20000	—	FM2490020A20000	—
25			FM24900025A20000	—

M3-0.5

Length	Phillips Part No.	Phillips UOM /100	Slotted Part No.	Slotted UOM /100
4	XM2510004A20000	^		
5	XM2510005A20000	—		
6	XM2510006A20000	—	FM2510006A20000	—
8	XM2510008A20000	—	FM2510008A20000	—
10	XM2510010A20000	—	FM2510010A20000	—
12	XM2510012A20000	—	FM2510012A20000	—
16	XM2510016A20000	—	FM2510016A20000	—
20	XM2510020A20000	—	FM2510020A20000	—
25	XM2510025A20000	—	FM2510025A20000	—
30	XM2510030A20000	—	FM2510030A20000	—

M4-0.7

Length	Phillips Part No.	Phillips UOM /100	Slotted Part No.	Slotted UOM /100
5	XM2530005A20000	^		
6	XM2530006A20000	—	FM2530006A20000	—
8	XM2530008A20000	—	FM2530008A20000	—
10	XM2530010A20000	—	FM2530010A20000	—
12	XM2530012A20000	—	FM2530012A20000	—
16	XM2530016A20000	—	FM2530016A20000	—
20	XM2530020A20000	—	FM2530020A20000	—
25	XM2530025A20000	—	FM2530025A20000	—
30	XM2530030A20000	—	FM2530030A20000	—
40	XM2530040A20000	—		

M5-0.8

Length	Phillips Part No.	Phillips UOM /100	Slotted Part No.	Slotted UOM /100
8	XM2540008A20000	^	FM2540008A20000	^
10	XM2540010A20000	—	FM2540010A20000	—
12	XM2540012A20000	—	FM2540012A20000	—
16	XM2540016A20000	—	FM2540016A20000	—
20	XM2540020A20000	—	FM2540020A20000	—
25	XM2540025A20000	—	FM2540025A20000	—
30	XM2540030A20000	—	FM2540030A20000	—
40	XM2540040A20000	—	FM2540040A20000	—
45	XM2540045A20000	—	FM2540045A20000	—
50	XM2540050A20000	—	FM2540050A20000	—

M6-1.0

Length	Phillips Part No.	Phillips UOM /100	Slotted Part No.	Slotted UOM /100
10	XM2550010A20000	^	FM2550010A20000	^
12	XM2550012A20000	—	FM2550012A20000	—
16	XM2550016A20000	—	FM2550016A20000	—
20	XM2550020A20000	—	FM2550020A20000	—
25	XM2550025A20000	—	FM2550025A20000	—
30	XM2550030A20000	—	FM2550030A20000	—
40	XM2550040A20000	—	FM2550040A20000	—
45	XM2550045A20000	—	0173314	—
50	XM2550050A20000	—	FM2550050A20000	—
70	XM2550070A20000	—	FM2550070A20000	—

M8-1.25

Length	Phillips Part No.	Phillips UOM /100	Slotted Part No.	Slotted UOM /100
12	XM2580012A20000	^	FM2580012A20000	^
16	XM2580016A20000	—	FM2580016A20000	—
20	XM2580020A20000	—	FM2580020A20000	—
25	XM2580025A20000	—	FM2580025A20000	—
30	XM2580030A20000	—	FM2580030A20000	—
40	XM2580040A20000	—	FM2580040A20000	—
45	XM2580045A20000	—		
50	XM2580050A20000	—	FM2580050A20000	—

If its not on our shelf...we'll make it!
Ask the local store to quote your threaded and machined parts.

Machine Screws Oval Head-Phillips/Pan Head

Machine Screws Oval Head-Phillips

M4-0.7

Length	Part No.	UOM /100
6	VM2530006A20000	^—
8	VM2530008A20000	—
10	VM2530010A20000	—
12	VM2530012A20000	—
16	VM2530016A20000	—
20	VM2530020A20000	—
25	VM2530025A20000	—

M5-0.8

Length	Part No.	UOM /100
8	VM2540008A20000	^—
10	VM2540010A20000	—
12	VM2540012A20000	—
16	VM2540016A20000	—
20	VM2540020A20000	—
25	VM2540025A20000	—
30	VM2540030A20000	—
40	VM2540040A20000	—
50	VM2540050A20000	—

M6-1.0

Length	Part No.	UOM /100
10	VM2550010A20000	^—
12	VM2550012A20000	—
16	VM2550016A20000	—
20	VM2550020A20000	—
25	VM2550025A20000	—
30	VM2550030A20000	—
40	VM2550040A20000	—
50	VM2550050A20000	—

M8-1.25

Length	Part No.	UOM /100
20	VM2580020A20000	^—
25	VM2580025A20000	—
30	VM2580030A20000	—
40	VM2580040A20000	—
50	VM2580050A20000	—

Machine Screws Pan Head

A2 Stainless Steel (18-8) & A4 Stainless Steel (316)
Metric - DIN 7985 - Phillips
Metric - DIN 85 - Slotted

Pan Head

M2-0.4

	A2			
	Phillips		Slotted	
Length	Part No.	UOM	Part No.	UOM
4	0173294	^—	0173316	^—
5	0173295	—	PM2460005A20000	—
6	0173296	—	PM2460006A20000	—
8	0173297	—	PM2460008A20000	—
10	0173298	—	PM2460010A20000	—
12	0173299	—	PM2460012A20000	—
16	0173300	—	PM2460016A20000	—
20	0173301	—	PM2460020A20000	—

M2.5-0.45

	A2			
	Phillips		Slotted	
Length	Part No.	UOM /100	Part No.	UOM /100
4	QM2490004A20000	^—	0173323	^—
5	QM2490005A20000	—	PM2490005A20000	—
6	QM2490006A20000	—	PM2490006A20000	—
8	QM2490008A20000	—	PM2490008A20000	—
10	QM2490010A20000	—	PM2490010A20000	—
12	QM2490012A20000	—	PM2490012A20000	—
16	QM2490016A20000	—		

M3-0.5

	A2				A4	
	Phillips		Slotted		Phillips	
Length	Part No.	UOM /100	Part No.	UOM /100	Part No.	UOM /100
4	QM2510004A20000	^—				
5	QM2510005A20000	—	PM2510005A20000	—		
6	QM2510006A20000	—	PM2510006A20000	—	QM2510006A40000	—
8	QM2510008A20000	—	PM2510008A20000	—		
10	QM2510010A20000	—	PM2510010A20000	—	QM2510010A40000	—
12	QM2510012A20000	—	PM2510012A20000	—	QM2510012A40000	—
14	QM2510014A20000	—				
16	QM2510016A20000	—	PM2510016A20000	—	QM2510016A40000	—
18	QM2510018A20000	—				
20	QM2510020A20000	—	PM2510020A20000	—	QM2510020A40000	—
25	QM2510025A20000	—	PM2510025A20000	—	QM2510025A40000	—
30	QM2510030A20000	—				
35	QM2510035A20000	—				
40	QM2510040A20000	—				

M4-0.7

	A2				A4	
	Phillips		Slotted		Phillips	
Length	Part No.	UOM /100	Part No.	UOM /100	Part No.	UOM /100
6	QM2530006A20000	^—	PM2530006A20000	^—		
8	QM2530008A20000	—	PM2530008A20000	—		
10	QM2530010A20000	—	PM2530010A20000	—	QM2530010A40000	—
12	QM2530012A20000	—	PM2530012A20000	—	QM2530012A40000	—
14	QM2530014A20000	—				
16	QM2530016A20000	—	PM2530016A20000	—	QM2530016A40000	—
18	QM2530018A20000	—				
20	QM2530020A20000	—	PM2530020A20000	—	QM2530020A40000	—
22	QM2530022A20000	—				
25	QM2530025A20000	—	PM2530025A20000	—	QM2530025A40000	—
30	QM2530030A20000	—	PM2530030A20000	—	QM2530030A40000	—
35	QM2530035A20000	—	PM2530035A20000	—	QM2530035A40000	—
40	QM2530040A20000	—	PM2530040A20000	—		
50	QM2530050A20000	—	PM2530050A20000	—		

M5-0.8

	A2			
	Phillips		Slotted	
Length	Part No.	UOM /100	Part No.	UOM /100
6	QM2540006A20000	^—		
8	QM2540008A20000	—		
10	QM2540010A20000	—	PM2540010A20000	—
12	QM2540012A20000	—	PM2540012A20000	—
14			PM2540014A20000	—
16	QM2540016A20000	—	PM2540016A20000	—
20	QM2540020A20000	—	PM2540020A20000	—
25	QM2540025A20000	—	PM2540025A20000	—
30	QM2540030A20000	—	PM2540030A20000	—
35	QM2540035A20000	—	PM2540035A20000	—
40	QM2540040A20000	—	PM2540040A20000	—
45	QM2540045A20000	—		
50	QM2540050A20000	—	PM2540050A20000	—
55	QM2540055A20000	—	PM2540055A20000	—
60	QM2540060A20000	—	PM2540060A20000	—
80			PM2540080A20000	—

Machine Screws Pan Head Cont.

M6-1.0

	A2			
	Phillips		Slotted	
Length	Part No.	UOM /100	Part No.	UOM /100
8	QM2550008A20000	^	PM2550008A20000	^
10	QM2550010A20000	—	PM2550010A20000	—
12	QM2550012A20000	—	PM2550012A20000	—
14	QM2550014A20000	—		
16	QM2550016A20000	—	PM2550016A20000	—
20	QM2550020A20000	—	PM2550020A20000	—
22	QM2550022A20000	—		
25	QM2550025A20000	—	PM2550025A20000	—
30	QM2550030A20000	—	PM2550030A20000	—
35	QM2550035A20000	—	PM2550035A20000	—
40	QM2550040A20000	—	PM2550040A20000	—
45	QM2550045A20000	—		
50	QM2550050A20000	—	PM2550050A20000	—
60	QM2550060A20000	—		
80			PM2550080A20000	—

M8-1.25

	A2			
	Phillips		Slotted	
Length	Part No.	UOM /100	Part No.	UOM /100
12	QM2580012A20000	^		
16	QM2580016A20000	—		
20	QM2580020A20000	—	PM2580020A20000	—
25			PM2580025A20000	—
30	QM2580030A20000	—	PM2580030A20000	—
35	QM2580035A20000	—	PM2580035A20000	—
40	QM2580040A20000	—	PM2580040A20000	—
50	QM2580050A20000	—		

Machine Screws Truss Head-Slotted

A2 Stainless Steel (18-8)

Truss Head Screws are also knows as oven head or stove head screws. Truss Head Screws have the largest head diameter of all machine screw head styles. Ideal for use in enlarged holes. Truss Heads have a low, rounded top with flat bearing surface. Length is measured from under the head.

M4-0.7

Length	Part No.	UOM /100
8	TM2530008A20000	^
10	TM2530010A20000	—
12	TM2530012A20000	—
16	TM2530016A20000	—
20	TM2530020A20000	—
25	TM2530025A20000	—

M5-0.8

Length	Part No.	UOM /100
8	TM2540008A20000	^
10	TM2540010A20000	—
12	TM2540012A20000	—
16	TM2540016A20000	—
20	TM2540020A20000	—
25	TM2540025A20000	—

M6-1.0

Length	Part No.	UOM /100
10	TM2550010A20000	^
12	TM2550012A20000	—
16	TM2550016A20000	—
20	TM2550020A20000	—
25	TM2550025A20000	—
35	TM2550035A20000	—

Finished Hex Nuts

Finished Hex Nuts

A2 Stainless Steel (18-8) & A4 Stainless Steel (316)
Coarse Thread
Metric - DIN 934

A2 is a type of austenitic stainless steel that contains approximately 18% chromium and 8% nickel. They are not hardenable by heat treatment and offer a high degree of corrosion resistance. Primarily, they are non-magnetic; however, parts may become slightly magnetic after cold-working. the A2 grade of stainless steels often referred to as 18-8 Stainless Steel.

A4 is an austenitic stainless steel that has an improved corrosion resistance, when compared to A2, especially when exposed to seawater. The addition of molybdenum gives the steel better resistance to surface pitting. A4 also has higher tensile and creep value strengths at elevated temperatures than other austenitic alloys. A4 Stainless is often referred to as 316 stainless steel.

		A2		A4	
Size	Thread Pitch	Part No.	UOM /100	Part No.	UOM /100
M2	0.4	MN2460000A20000	^	MN2460000A40000	^
M2.5	0.45	MN2490000A20000	—	MN2490000A40000	—
M3	0.5	MN2510000A20000	—	MN2510000A40000	—
M4	0.7	MN2530000A20000	—	MN2530000A40000	—
M5	0.8	MN2540000A20000	—	MN2540000A40000	—
M6	1.0	MN2550000A20000	—	MN2550000A40000	—
M7	1.0	MN2570000A20000	—		
M8	1.25	MN2580000A20000	—	MN2580000A40000	—
M10	1.5	MN2600000A20000	—	MN2600000A40000	—
M12	1.75	MN2650000A20000	—	MN2650000A40000	—
M14	2.0	MN2680000A20000	—	MN2680000A40000	—
M16	2.0	MN2710000A20000	—	MN2710000A40000	—
M18	2.5	MN2730000A20000	—	MN2730000A40000	—
M20	2.5	MN2750000A20000	—	MN2750000A40000	—
M22	2.5	MN2770000A20000	—	MN2770000A40000	—
M24	3.0	MN2790000A20000	—	MN2790000A40000	—
M27	3.0	MN2830000A20000	—	MN2830000A40000	—
M30	3.5	MN2860000A20000	—	MN2860000A40000	—

A2 Stainless Steel (18-8)
Fine Thread
Metric - DIN 934

Size	Thread Pitch	Part No.	UOM /100
M8	1.0	MN2590000A20000	^
M10	1.25	MN2610000A20000	—
M10	1.0	MN2620000A20000	—
M12	1.5	MN2660000A20000	—
M14	1.5	MN2690000A20000	—
M16	1.5	MN2720000A20000	—
M20	1.5	MN2760000A20000	—
M24	2.0	MN2800000A20000	—

Hex Jam Nuts

A2 Stainless Steel (18-8) & A4 Stainless Steel (316)
Coarse Thread
Metric - DIN 439

		A2		A4	
Size	Thread Pitch	Part No.	UOM /100	Part No.	UOM /100
M3	0.5	MJ2510000A20000	^		
M4	0.7	MJ2530000A20000	—	MJ2530000A40000	—
M5	0.8	MJ2540000A20000	—	MJ2540000A40000	—
M6	1.0	MJ2550000A20000	—	MJ2550000A40000	—
M8	1.25	MJ2580000A20000	—	MJ2580000A40000	—
M10	1.5	MJ2600000A20000	—	MJ2600000A40000	—
M12	1.75	MJ2650000A20000	—	MJ2650000A40000	—
M14	2.0	MJ2680000A20000	—		
M16	2.0	MJ2710000A20000	—	MJ2710000A40000	—
M20	2.5	MJ2750000A20000	—	MJ2750000A40000	—
M24	3.0	MJ2790000A20000	—		

If its not on our shelf...we'll make it!
Ask the local store to quote your threaded and machined parts.

Various Nuts, Fender Washer, Flat Washer

Nylon Insert Lock Nut

A2 Stainless Steel (18-8) & A4 Stainless Steel (316)
Coarse Thread
Metric - DIN 985

Also known as elastic locknuts or elastic stop nuts. A nylon insert holds the locknut in place where mating threads are in full contact, and helps to reduce corrosion of the nut and mating threads. Maximum temperature is 121° C.

		A2		A4	
Size	Thread Pitch	Part No.	UOM /100	Part No.	UOM /100
M3	0.5	1L2510000A20000	^—	1L2510000A40000	^—
M4	0.7	1L2530000A20000	—	1L2530000A40000	—
M5	0.8	1L2540000A20000	—	1L2540000A40000	—
M6	1.0	1L2550000A20000	—	1L2550000A40000	—
M8	1.25	1L2580000A20000	—	1L2580000A40000	—
M10	1.5	1L2600000A20000	—	1L2600000A40000	—
M12	1.75	1L2650000A20000	—	1L2650000A40000	—
M14	2.0	1L2680000A20000	—	1L2680000A40000	—
M16	2.0	1L2710000A20000	—	1L2710000A40000	—
M20	2.5	1L2750000A20000	—	1L2750000A40000	—
M22	2.5	1L2770000A20000	—		
M24	3.0	1L2790000A20000	—		

All Metal Top Lock Nuts

A2 Stainless Steel (18-8)
Coarse Thread
Metric - DIN 980

Uniquely shaped threads provide a vibration resistant friction fit, so the nut stays put. These all metal locknuts withstand higher temperatures than nylon insert locknuts. Top thread section is deformed to create two or three locking zones; they start easily by hand, then must be wrenched into final position.

Size	Thread Pitch	Part No.	UOM /100
M5	0.8	6M2540000A20000	^—
M6	1.0	6M2550000A20000	—
M8	1.25	6M2580000A20000	—
M10	1.5	6M2600000A20000	—
M12	1.75	6M2650000A20000	—
M14	2.0	6M2680000A20000	—
M16	2.0	6M2710000A20000	—
M20	2.5	6M2750000A20000	—

Wing Nuts

A2 Stainless Steel
Coarse Thread

		A2	
Diameter	Thread	Part No.	UOM Per UM
M4	.7	0173325	^—
M5	.8	0173326	—
M6	1.0	0173327	—
M8	1.25	0173328	—
M10	1.5	0173329	—
M12	1.75	0173330	—

Acorn Nuts

A2 Stainless Steel (18-8)
Coarse Thread
Metric - DIN 1587

Also known as cap nuts. Use the nuts to cover exposed, dangerous bolt ends and add a finished appearance.

Size	Thread Pitch	Part No.	UOM /100
M4	0.7	MA2530000A20000	^—
M5	0.8	MA2540000A20000	—
M6	1.0	MA2550000A20000	—
M8	1.25	MA2580000A20000	—
M10	1.5	MA2600000A20000	—
M12	1.75	MA2650000A20000	—
M14	2.0	MA2680000A20000	—
M16	2.0	MA2710000A20000	—

Flat Washer

A2 Stainless Steel (18-8) & A4 Stainless Steel (316)
Metric - DIN 125

	A2		A4		
Size	Part No.	UOM /100	Part No.	UOM /100	Size
M2	MW6320000A20000	^—	MW6320000A40000	^—	M2
M2.5	MW2460000A20000	—	MW2490000A40000	—	M2.5
M3	MW6330000A20000	—	MW6330000A40000	—	M3
M4	MW6340000A20000	—	MW6340000A40000	—	M4
M5	MW6350000A20000	—	MW6350000A40000	—	M5
M6	MW6360000A20000	—	MW6360000A40000	—	M6
M8	MW6380000A20000	—	MW6380000A40000	—	M8
M10	MW6400000A20000	—	MW6400000A40000	—	M10
M12	MW6420000A20000	—	MW6420000A40000	—	M12
M14	MW6440000A20000	—	MW6440000A40000	—	M14
M16	MW6460000A20000	—	MW6460000A40000	—	M16
M18	MW6480000A20000	—	MW6480000A40000	—	M18
M20	MW6500000A20000	—	MW6500000A40000	—	M20
M22	MW6520000A20000	—	MW6520000A40000	—	M22
M24	MW6540000A20000	—	MW6540000A40000	—	M24
M30	MW6600000A20000	—	MW6600000A40000	—	M30
M36	MW6660000A20000	—	MW6660000A40000	—	M36

Fender Washer

A2 Stainless Steel (18-8)
Metric - DIN 9021

Also known as Plaster Washer these special sized Washer have an extra-wide bearing size for screw heads to eliminate the need for patching holes. This also permits the using of smaller size screws than might otherwise be needed.

Size	O.D.	Part No.	UOM
M5	15mm	0110752	^—
M6	18mm	WC6360000A20000	—
M8	24mm	WC6380000A20000	—
M10	30mm	WC6400000A20000	—
M12	37mm	WC6420000A20000	—
M16	48mm	WC6460000A20000	—

Various Washer, Threaded Rod, Sheet Metal Security Screws

Split Lock Washer

A2 Stainless Steel (18-8) & A4 Stainless Steel (316)
Metric - DIN 127

Also know as spring lock Washer, these split lock Washer provide a positive locking action. Spring-like take-up compensates for loosening caused by slight material wear.

Size	A2 Part No.	A2 UOM /100	A4 Part No.	A4 UOM /100
M2	ML6320000A20000	^	ML6320000A40000	^
M2.5	ML2490000A20000	—	ML2490000A40000	—
M3	ML6330000A20000	—	ML6330000A40000	—
M4	ML6340000A20000	—	ML6340000A40000	—
M5	ML6350000A20000	—	ML6350000A40000	—
M6	ML6360000A20000	—	ML6360000A40000	—
M8	ML6380000A20000	—	ML6380000A40000	—
M10	ML6400000A20000	—	ML6400000A40000	—
M12	ML6420000A20000	—	ML6420000A40000	—
M14	ML6440000A20000	—	ML6440000A40000	—
M16	ML6460000A20000	—	ML6460000A40000	—
M18	ML6480000A20000	—	ML6480000A40000	—
M20	ML6500000A20000	—	ML6500000A40000	—
M22	ML6520000A20000	—		
M24	ML6540000A20000	—	ML6540000A40000	—
M30			ML6600000A40000	—

External Tooth Lock Washer

A2 Stainless Steel (18-8)
Metric - DIN 6797A

Use external tooth lock Washer when you need maximum holding power in a washer. Team them up with fasteners having heads large enough to make contact with the washer teeth. Examples include: round head, pan head and binding head.

Size	Part No.	UOM /100
M3	WE6330000A20000	^
M4	WE6340000A20000	—
M5	WE6350000A20000	—
M6	WE6360000A20000	—
M8	WE6380000A20000	—
M10	WE6400000A20000	—
M12	WE6420000A20000	—

Internal Tooth Lock Washer

A2 Stainless Steel (18-8)
Metric - DIN 6797J

Internal tooth lock Washer work best with small screw heads. Use them to prevent snagging or scratching and where appearance warrants that the teeth be hidden. Teeth lock into screw head or nut to prevent loosening.

Size	Part No.	UOM
M3	WF6330000A20000	^
M4	WF6340000A20000	—
M5	WF6350000A20000	—
M6	WF6360000A20000	—
M8	WF6380000A20000	—
M10	WF6400000A20000	—
M12	0173332	—

Threaded Rod - 1-Meter Length

A2 Stainless Steel (18-8)
Metric - DIN 975

Size	Part No.	UOM
4-0.7	MR2531000A20000	^
5-0.8	MR2541000A20000	—
6-1.0	MR2551000A20000	—
8-1.25	MR2581000A20000	—
10-1.5	MR2601000A20000	—
12-1.75	MR2651000A20000	—
14-2.0	MR2681000A20000	—
16-2.0	MR2711000A20000	—
20-2.5	MR2751000A20000	—
24-3.0	MR2791000A20000	—

A4 Stainless Steel (316)
Metric - DIN 975

Size	Part No.	UOM
5-0.8	MR2541000A40000	^
6-1.0	MR2551000A40000	—
8-1.25	MR2581000A40000	—
10-1.5	MR2601000A40000	—
12-1.75	MR2651000A40000	—
14-2.0	MR2681000A40000	—
16-2.0	MR2711000A40000	—
20-2.0	MR2751000A40000	—
24-3.0	MR2791000A40000	—

Sheet Metal Security Screws

Socket Security Drive

18-8 Stainless Steel
Button and Flat Head
Hex-Pin Drive

Head design helps prevent tampering. Made of 18-8 Stainless Steel. Length is measured from under the head. Security bits and drivers can be found on page 3–318.

#8, 1/8" Hex

Length	Pkg. Qty.	Case Qty.	Button Part No.	Button UOM /100	Flat Part No.	Flat UOM /100
3/8	100	1000	X83410012SS9H00	^		
1/2	100	1000	X83410016SS9H00	—	X93410016SS9H00	—
5/8	100	1000	X83410020SS9H00	—	X93410020SS9H00	—
3/4	100	1000	X83410024SS9H00	—	X93410024SS9H00	—
1"	100	1000	X83410032SS9H00	—	X93410032SS9H00	—
1-1/4	100	1000	X83410040SS9H00	—	X93410040SS9H00	—
1-1/2	100	1000	X83410048SS9H00	—	X93410048SS9H00	—
2"	100	1000	X83410064SS9H00	—	X93410064SS9H00	—

#10, 5/32" Hex

Length	Pkg. Qty.	Case Qty.	Button Part No.	Button UOM /100	Flat Part No.	Flat UOM /100
1/2	100	1000	X83430016SSH200	^	X93430016SSH200	^
5/8	100	1000	X83430020SSH200	—	X93430020SSH200	—
3/4	100	1000	X83430024SSH200	—	X93430024SSH200	—
1"	100	1000	X83430032SSH200	—	X93430032SSH200	—
1-1/4	100	1000	X83430040SSH200	—	X93430040SSH200	—
1-1/2	100	1000	X83430048SSH200	—	X93430048SSH200	—
2"	100	1000	X83430064SSH200	—	X93430064SSH200	—

If its not on our shelf...we'll make it!
Ask the local store to quote your threaded and machined parts.

Sheet Metal Security Screws, Machine Security Screws

Sheet Metal Security Screws Cont.

#14, 5/32" Hex

Length	Pkg. Qty.	Case Qty.	Button Part No.	Button UOM /100	Flat Part No.	Flat UOM /100
1/2	100	1000	X83470016SSH200	^—		
3/4	100	1000	X83470024SSH200	—	X93470024SSH200	—
1"	100	1000	X83470032SSH200	—	X93470032SSH200	—
1-1/4	100	1000	X83470040SSH200	—	X93470040SSH200	—
1-1/2	100	1000	X83470048SSH200	—	X93470048SSH200	—
2"	100	1000	X83470064SSH200	—	X93470064SSH200	—

Six Lobe Security Screws

Button Head - Sheet Metal Screw Stainless Steel

When you need better torque capability than other drive styles can deliver, rely on six lobe screws. The pin in the middle provides a tamper resistant application. Made of 18-8 stainless steel for corrosion resistance. Drives can be found on page 3-318. Length is measured from under the head.

#6

Length	Pkg. Qty.	Case Qty.	Drive Size	Button Part No.	Button UOM /Each
1/4"	100	1000	T-10	0160938	^—
3/8"	100	1000	T-10	0160939	—
1/2"	100	1000	T-10	0160940	—
3/4"	100	1000	T-10	0160941	—
1"	100	1000	T-10	0160942	—
1-1/4"	100	1000	T-10	0160943	—
1-1/2"	100	1000	T-10	0160944	—
2"	100	1000	T-10	0160945	—

#8

Length	Pkg. Qty.	Case Qty.	Drive Size	Button Part No.	Button UOM /Each
1/4"	100	1000	T-15	0160946	^—
3/8"	100	1000	T-15	0160947	—
1/2	100	1000	T-15	1Y3400016SSX300	—
5/8	100	1000	T-15	1Y3400020SSX300	—
3/4	100	1000	T-15	1Y3400024SSX300	—
1"	100	1000	T-15	1Y3400032SSX300	—
1-1/4	100	1000	T-15	1Y3400040SSX300	—
1-1/2	100	1000	T-15	1Y3400048SSX300	—
2"	100	1000	T-15	0160948	—

#10

Length	Pkg. Qty.	Case Qty.	Drive Size	Button Part No.	Button UOM /Each
1/4"	100	1000	T-25	0160949	^—
3/8"	100	1000	T-25	0160950	—
1/2	100	1000	T-25	1Y3420016SSX500	—
5/8	100	1000	T-25	1Y3420020SSX500	—
3/4	100	1000	T-25	1Y3420024SSX500	—
1"	100	1000	T-25	1Y3420032SSX500	—
1-1/4	100	1000	T-25	1Y3420040SSX500	—
1-1/2	100	1000	T-25	1Y3420048SSX500	—
2"	100	1000	T-25	0160951	—

#12

Length	Pkg. Qty.	Case Qty.	Drive Size	Button Part No.	Button UOM /Each
1/4"	100	1000	T-27	0160952	^—
3/8"	100	1000	T-27	0160953	—
1/2"	100	1000	T-27	0160954	—
3/4"	100	1000	T-27	0160955	—
1"	100	1000	T-27	0160956	—
1-1/4"	100	1000	T-27	0160957	—
1-1/2"	100	1000	T-27	0160958	—
2"	100	1000	T-27	0160959	—

#14

Length	Pkg. Qty.	Case Qty.	Drive Size	Button Part No.	Button UOM /Each
1/4"	100	1000	T-27	0160960	^—
3/8	100	1000	T-27	0160961	—
1/2	100	1000	T-27	1Y3460016SSX600	—
5/8	100	1000	T-27	1Y3460020SSX600	—
3/4	100	1000	T-27	1Y3460024SSX600	—
1"	100	1000	T-27	1Y3460032SSX600	—
1-1/4	100	1000	T-27	1Y3460040SSX600	—
1-1/2	100	1000	T-27	1Y3460048SSX600	—
2"	100	1000	T-27	0160962	—

Machine Security Screws

Socket Security Drive

18-8 Stainless Steel - Coarse and Fine Thread
Flat and Button Head

Drive helps prevent tampering. Button Head is measured from under the head. Flat Head is countersunk and used when a flush surface is required. Made of 18-8 Stainless Steel for corrosion resistance.

4-40, hex=1/4

Length	Pkg. Qty.	Case Qty.	Button Part No.	Button UOM
1/4	100	1000	0154792	^—
3/8	100	1000	0154793	—
1/2	100	1000	0154794	—

6-32, hex=1/8

Length	Pkg. Qty.	Case Qty.	Button Part No.	Button UOM /100	Flat Part No.	Flat UOM /100
1/4	100	1000	BS0120008SS9H00	^—	0154853	^—
3/8	100	1000	BS0120012SS9H00	—	FS0120012SS9H00	—
1/2	100	1000	BS0120016SS9H00	—	FS0120016SS9H00	—
3/4	100	1000	BS0120024SS9H00	—	FS0120024SS9H00	—
1"	100	1000	BS0120032SS9H00	—		

8-32, hex=1/8

Length	Pkg. Qty.	Case Qty.	Button Part No.	Button UOM /100	Flat Part No.	Flat UOM /100
3/8	100	1000	BS0140012SS9H00	^—	FS0140012SS9H00	^—
1/2	100	1000	BS0140016SS9H00	—	FS0140016SS9H00	—
3/4	100	1000	BS0140024SS9H00	—	FS0140024SS9H00	—
1"	100	1000	BS0140032SS9H00	—	FS0140032SS9H00	—
1-1/2	100	1000	BS0140048SS9H00	—		

10-24 , hex=5/32

Length	Qty.	UOM Qty.	Button Part No.	Button UOM /100	Flat Pkg. Part No.	Flat Case /100
1/4	100	1000	BS0160008SSH200	^—		
3/8	100	1000	BS0160012SSH200	—	FS0160012SSH200	—
1/2	100	1000	BS0160016SSH200	—	FS0160016SSH200	—
3/4	100	1000	BS0160024SSH200	—	FS0160024SSH200	—
1"	100	1000	BS0160032SSH200	—	FS0160032SSH200	—
1-1/4	100	1000	BS0160040SSH200	—		
1-1/2	100	1000	BS0160048SSH200	—	FS0160048SSH200	—
2"	100	1000	BS0160064SSH200	—		

Sheet Metal Security Screws Cont.

10-32, hex=5/32

Length	Part No.	UOM /100	Button Part No.	Button UOM /100	Flat Pkg. Qty.	Flat Case Qty.
1/4	100	1000	BS0170008SSH200	^—		
3/8	100	1000	BS0170012SSH200	—	FS0170012SSH200	—
1/2	100	1000	BS0170016SSH200	—	FS0170016SSH200	—
5/8	100	1000	BS0170020SSH200	—		
3/4	100	1000	BS0170024SSH200	—	FS0170024SSH200	—
1"	100	1000	BS0170032SSH200	—	FS0170032SSH200	—
1-1/4	100	1000	BS0170040SSH200	—		
1-1/2	100	1000	BS0170048SSH200	—	FS0170048SSH200	—
2"	100	1000	BS0170064SSH200	—		

1/4"-20, hex=5/32

Length	Pkg. Qty.	Case Qty.	Button Part No.	Button UOM /100	Flat Part No.	Flat UOM /100
1/4"	100	1000	0174748	^—		
1/2	100	1000	BS04C0016SSH200	—	FS04C0016SSH200	—
5/8	100	1000	BS04C0020SSH200	—		
3/4	100	1000	BS04C0024SSH200	—	FS04C0024SSH200	—
1"	100	1000	BS04C0032SSH200	—	FS04C0032SSH200	—
1-1/4	100	1000	BS04C0040SSH200	—	FS04C0040SSH200	—
1-1/2	100	1000	BS04C0048SSH200	—	FS04C0048SSH200	—
2"	100	1000	BS04C0064SSH200	—		
2-3/4	100	1000	BS04C0088SSH200	—		

5/16"-18, hex=3/16

Length	Qty.	Pkg. Qty.	Button Case Part No.	Button UOM /100	Flat Part No.	Flat UOM /100
1/2	100	1000	BS05C0016SSH300	^—	FS05C0016SSH300	^—
3/4	100	1000	BS05C0024SSH300	—	FS05C0024SSH300	—
1"	100	1000	BS05C0032SSH300	—	FS05C0032SSH300	—
1-1/4	100	1000	BS05C0040SSH300	—		
1-1/2	100	1000	BS05C0048SSH300	—	FS05C0048SSH300	—
2"	100	1000	BS05C0064SSH300	—		

3/8"-16, hex=7/32

Length	Pkg. Qty.	Case Qty.	Button Part No.	Button UOM /100	Flat Part No.	Flat UOM /100
1/2"	100	1000	BS06C0016SSH700	^—		
3/4"	100	1000	BS06C0024SSH700	—	FS06C0024SSH700	—
1"	100	1000	BS06C0032SSH700	—	FS06C0032SSH700	—
1-1/2"	100	1000	BS06C0048SSH700	—	FS06C0048SSH700	—
1-1/4	100	1000			FS06C0040SSH700	—
1-3/4"	100	1000	0174752	—		
2"	100	1000	0174753	—		
2-1/4"	100	1000	0174754	—		
2-1/2"	100	1000	0174755	—		
2-3/4"	100	1000	0174756	—		
3"	100	1000	0174757	—		
3-1/4"	100	1000	0174758	—		
4"	100	1000	0174759	—		

Spanner Drive

18-8 Stainless Steel - Spanner Drive - Coarse and Fine Thread

Feature a tamper resistant spanner drive. Made of 18-8 Stainless Steel for corrosion resistance. Pan Head is measured from under the head. Flat Head is counter-sunk and used when a flush surface is required. For drivers and bits see page 3-318.

4-40

Length	Use with Bit Size	Pkg. Qty.	Case Qty.	Pan Part No.	Pan UOM /100	Flat Part No.	Flat UOM /100
1/4"	#4	100	1000	SP0080008SS0000	^—	4X0080008SS0000	^—
3/8"	#4	100	1000	SP0080012SS0000	—	4X0080012SS0000	—
1/2"	#4	100	1000	SP0080016SS0000	—	4X0080016SS0000	—
5/8"	#4	100	1000	SP0080020SS0000	—	4X0080020SS0000	—
3/4"	#4	100	1000	SP0080024SS0000	—	4X0080024SS0000	—
1"	#4	100	1000	SP0080032SS0000	—	4X0080032SS0000	—
1-1/4"	#4	100	1000	SP0080040SS0000	—	4X0080040SS0000	—
1-1/2"	#4	100	1000	SP0080048SS0000	—	4X0080048SS0000	—

6-32

Length	Use w/ Bit Sz.	Pkg. Qty.	Case Qty.	Pan Part No.	Pan UOM /100	Flat Part No.	Flat UOM /100
1/4"	#6	100	1000	SP0120008SS0000	^—	4X0120008SS0000	^—
3/8"	#6	100	1000	SP0120012SS0000	—	4X0120012SS0000	—
1/2"	#6	100	1000	SP0120016SS0000	—	4X0120016SS0000	—
5/8"	#6	100	1000	SP0120020SS0000	—	4X0120020SS0000	—
3/4"	#6	100	1000	SP0120024SS0000	—	4X0120024SS0000	—
1"	#6	100	1000	SP0120032SS0000	—	4X0120032SS0000	—
1-1/4"	#6	100	1000	SP0120040SS0000	—	4X0120040SS0000	—
1-1/2"	#6	100	1000	SP0120048SS0000	—	4X0120048SS0000	—
2"	#6	100	1000	SP0120064SS0000	—	4X0120064SS0000	—
3"	#6	100	1000	SP0120096SS0000	—	4X0120096SS0000	—

8-32

Length	Use with Bit Size	Pkg. Qty.	Case Qty.	Pan Part No.	Pan UOM /100	Flat Part No.	Flat UOM /100
1/4"	#8	100	1000	SP0140008SS0000	^—	4X0140008SS0000	^—
3/8"	#8	100	1000	SP0140012SS0000	—	4X0140012SS0000	—
1/2"	#8	100	1000	SP0140016SS0000	—	4X0140016SS0000	—
5/8"	#8	100	1000	SP0140020SS0000	—	4X0140020SS0000	—
3/4"	#8	100	1000	SP0140024SS0000	—	4X0140024SS0000	—
1"	#8	100	1000	SP0140032SS0000	—	4X0140032SS0000	—
1-1/4"	#8	100	1000	SP0140040SS0000	—	4X0140040SS0000	—
1-1/2"	#8	100	1000	SP0140048SS0000	—	4X0140048SS0000	—
2"	#8	100	1000	SP0140064SS0000	—	4X0140064SS0000	—
2-1/2"	#8	100	1000	SP0140080SS0000	—	4X0140080SS0000	—
3"	#8	100	1000	SP0140096SS0000	—	4X0140096SS0000	—
4"	#8	100	1000	SP0140128SS0000	—		

10-24

Length	Use with Bit Size	Pkg. Qty.	Case Qty.	Pan Part No.	Pan UOM /100	Flat Part No.	Flat UOM /100
1/4"	#10	100	1000	SP0160008SS0000	^—	4X0160008SS0000	^—
3/8"	#10	100	1000	SP0160012SS0000	—	4X0160012SS0000	—
1/2"	#10	100	1000	SP0160016SS0000	—	4X0160016SS0000	—
5/8"	#10	100	1000	SP0160020SS0000	—	4X0160020SS0000	—
3/4"	#10	100	1000	SP0160024SS0000	—	4X0160024SS0000	—
1"	#10	100	1000	SP0160032SS0000	—	4X0160032SS0000	—
1-1/4"	#10	100	1000	SP0160040SS0000	—	4X0160040SS0000	—
1-1/2	#10	100	1000	SP0160048SS0000	—	4X0160048SS0000	—
2"	#10	100	1000	SP0160064SS0000	—	4X0160064SS0000	—
3"	#10	100	1000	SP0160096SS0000	—	4X0160096SS0000	—
4"	#10	100	1000	SP0160128SS0000	—	4X0160128SS0000	—

10-32

Length	Use with Bit Size	Pkg. Qty.	Case Qty.	Pan Part No.	Pan UOM /100	Flat Part No.	Flat UOM /100
1/4"	#10	100	1000	SP0170008SS0000	^—	4X0170008SS0000	^—
3/8"	#10	100	1000	SP0170012SS0000	—	4X0170012SS0000	—
1/2"	#10	100	1000	SP0170016SS0000	—	4X0170016SS0000	—
5/8"	#10	100	1000	SP0170020SS0000	—	4X0170020SS0000	—
3/4"	#10	100	1000	SP0170024SS0000	—	4X0170024SS0000	—
1"	#10	100	1000	SP0170032SS0000	—	4X0170032SS0000	—
1-1/4"	#10	100	1000	SP0170040SS0000	—	4X0170040SS0000	—
1-1/2"	#10	100	1000	SP0170048SS0000	—	4X0170048SS0000	—
2"	#10	100	1000	SP0170064SS0000	—	4X0170064SS0000	—
3"	#10	100	1000	SP0170096SS0000	—	4X0170096SS0000	—
4"	#10	100	1000	SP0170128SS0000	—	4X0170128SS0000	—

Machine Security Screws, Spanner Security Screws

Machine Security Screws cont.

1/4"-20

Length	Use with Bit Size	Pkg. Qty.	Case Qty.	Pan Part No.	Pan UOM /100	Flat Part No.	Flat UOM /100
5/16"	#14	100	1000	SP04C0010SS0000	^—		
3/8"	#14	100	1000	SP04C0012SS0000	—	4X04C0012SS0000	—
1/2"	#14	100	1000	SP04C0016SS0000	—	4X04C0016SS0000	—
5/8"	#14	100	1000	SP04C0020SS0000	—	4X04C0020SS0000	—
3/4"	#14	100	1000	SP04C0024SS0000	—	4X04C0024SS0000	—
1"	#14	100	1000	SP04C0032SS0000	—	4X04C0032SS0000	—
1-1/4"	#14	100	1000	SP04C0040SS0000	—	4X04C0040SS0000	—
1-1/2"	#14	100	1000	SP04C0048SS0000	—	4X04C0048SS0000	—
2"	#14	100	1000	0175307	—		
2-1/4"	#14	100	1000	SP04C0072SS0000	—	4X04C0072SS0000	—
2-1/2"	#14	100	1000	SP04C0080SS0000	—	4X04C0080SS0000	—
3"	#14	100	1000	SP04C0096SS0000	—	4X04C0096SS0000	—
4"	#14	100	1000	SP04C0128SS0000	—	4X04C0128SS0000	—

One-Way Drive

Round Head - Steel - Zinc Plated

Round Head One Way screws can be installed with a standard screwdriver, but removal requires a special tool, found on page 3-318. Head protrudes above material surface. Length is measured from under the head.

6-32

Length	Pkg. Qty.	Case Qty.	Part No.	UOM /100
1/4"	100	1000	WU0120008ZP0000	^—
1/2"	100	1000	WU0120016ZP0000	—
3/4"	100	1000	WU0120024ZP0000	—
1"	100	1000	WU0120032ZP0000	—

8-32

Length	Pkg. Qty.	Case Qty.	Part No.	UOM /100
1/2"	100	1000	WU0140016ZP0000	^—
3/4	100	1000	WU0140024ZP0000	—
1"	100	1000	WU0140032ZP0000	—
1-1/4"	100	1000	WU0140040ZP0000	—
1-1/2"	100	1000	WU0140048ZP0000	—

10-24

Length	Pkg. Qty.	Case Qty.	Part No.	UOM /100
1/2	100	1000	WU0160016ZP0000	^—
3/4	100	1000	WU0160024ZP0000	—
1"	100	1000	WU0160032ZP0000	—
1-1/4	100	1000	WU0160040ZP0000	—
1-1/2	100	1000	WU0160048ZP0000	—

10-32

Length	Pkg. Qty.	Case Qty.	Part No.	UOM /100
1/2	100	1000	WU0170016ZP0000	^—
3/4	100	1000	WU0170024ZP0000	—
1"	100	1000	WU0170032ZP0000	—
1-1/4	100	1000	WU0170040ZP0000	—
1-1/2	100	1000	WU0170048ZP0000	—

1/4"-20

Length	Pkg. Qty.	Case Qty.	Part No.	UOM /100
1/2	100	1000	WU04C0016ZP0000	^—
3/4	100	1000	WU04C0024ZP0000	—
1"	100	1000	WU04C0032ZP0000	—
1-1/2	100	1000	WU04C0048ZP0000	—
2"	100	1000	WU04C0064ZP0000	—

Spanner Drive

Oval Head

18-8 Stainless Steel

Oval head protrudes slightly over the material surface in countersunk holes while the spanner drive, often referred to as "snake-eyes", prevents tampering. Made of 18-8 stainless steel. Head angle is 82°. Length is measured from edge of head. Drives are found on page GFXWD.

10-24

Length	Drive Size	Part No.	Pkg. Qty.	Case Qty.	UOM /100
1/2	#10	6X0160016SS0000	100	1000	^—
3/4	#10	6X0160024SS0000	100	1000	—
1"	#10	6X0160032SS0000	100	1000	—
1-1/4	#10	6X0160040SS0000	100	1000	—
1-1/2	#10	6X0160048SS0000	100	1000	—
2"	#10	6X0160064SS0000	100	1000	—

Spanner Security Screws

Pan Head Sheet Metal Screws 18-8 Stainless Steel

Spanner Drive, often called "snake-eyes", helps prevent tampering. This low profile head extends slightly above the material surface. Measured from under the head. Made of 18-8 Stainless Steel for corrosion resistance.

#6

Length	Drive Size	Pkg. Qty.	Case Qty.	Part No.	UOM /100
1/4"	#6	100	1000	7X3380008SS0000	^—
3/8"	#6	100	1000	7X3370012SS0000	—
1/2"	#6	100	1000	7X3370016SS0000	—
5/8"	#6	100	1000	7X3370020SS0000	—
3/4"	#6	100	1000	7X3370024SS0000	—
1"	#6	100	1000	7X3370032SS0000	—
1-1/4"	#6	100	1000	7X3370040SS0000	—
1-1/2"	#6	100	1000	7X3370048SS0000	—

#8

Length	Drive Size	Pkg. Qty.	Case Qty.	Part No.	UOM /100
3/8"	#8	100	1000	7X3410012SS0000	^—
1/2"	#8	100	1000	7X3400016SS0000	—
5/8	#8	100	1000	7X3400020SS0000	—
3/4"	#8	100	1000	7X3400024SS0000	—
1"	#8	100	1000	7X3400032SS0000	—
1-1/4"	#8	100	1000	7X3400040SS0000	—
1-1/2"	#8	100	1000	7X3400048SS0000	—
2"	#8	100	1000	7X3400064SS0000	—

#10

Length	Drive Size	Pkg. Qty.	Case Qty.	Part No.	UOM /100
3/8"	#10	100	1000	7X3430012SS0000	^—
1/2"	#10	100	1000	7X3420016SS0000	—
5/8"	#10	100	1000	7X3420020SS0000	—
3/4"	#10	100	1000	7X3420024SS0000	—
1"	#10	100	1000	7X3420032SS0000	—
1-1/4"	#10	100	1000	7X3420040SS0000	—
1-1/2"	#10	100	1000	7X3420048SS0000	—
2"	#10	100	1000	7X3420064SS0000	—

#12

Length	Drive Size	Pkg. Qty.	Case Qty.	Part No.	UOM /100
1/2"	#12	100	1000	7X3440016SS0000	^—
3/4"	#12	100	1000	7X3440024SS0000	—
1"	#12	100	1000	7X3440032SS0000	—
1-1/4"	#12	100	1000	7X3440040SS0000	—
1-1/2"	#12	100	1000	7X3440048SS0000	—
2"	#12	100	1000	7X3440064SS0000	—

Spanner Security Screws, Six Lobe Security Screws

Spanner Security Screws Cont.

#14

Length	Drive Size	Pkg. Qty.	Case Qty.	Part No.	UOM /100
1/2"	#14	100	1000	7X3470016SS0000	^—
3/4"	#14	100	1000	7X3470024SS0000	—
1"	#14	100	1000	7X3470032SS0000	—
1-1/4"	#14	100	1000	7X3470040SS0000	—
1-1/2"	#14	100	1000	7X3470048SS0000	—
2"	#14	100	1000	7X3470064SS0000	—
2-1/2"	#14	100	1000	0175300	—
3"	#14	1000	0175301	100	—

Flat Head Sheet Metal Screws 18-8 Stainless Steel

Spanner Drive, often called “snake-eyes”, helps prevent tampering. Flat Head is countersunk and used when a flush surface is required. Measured from the top of head. Made of 18-8 Stainless Steel for corrosion resistance.

#6

Length	Drive Size	Pkg. Qty.	Case Qty.	Part No.	UOM /100
3/8	#6	100	1000	8X3370012SS0000	^—
1/2	#6	100	1000	8X3370016SS0000	—
5/8	#6	100	1000	8X3370020SS0000	—
3/4	#6	100	1000	8X3370024SS0000	—
1"	#6	100	1000	8X3370032SS0000	—
1-1/4	#6	100	1000	8X3370040SS0000	—
1-1/2	#6	100	1000	8X3370048SS0000	—

#8

Length	Drive Size	Pkg. Qty.	Case Qty.	Part No.	UOM /100
3/8	#8	100	1000	8X3400012SSUC00	^—
1/2	#8	100	1000	8X3400016SS0000	—
5/8	#8	100	1000	8X3400020SS0000	—
3/4	#8	100	1000	8X3400024SS0000	—
1"	#8	100	1000	8X3400032SS0000	—
1-1/4	#8	100	1000	8X3400040SS0000	—
1-1/2	#8	100	1000	8X3400048SS0000	—
2"	#8	100	1000	8X3400064SS0000	—

#10

Length	Drive Size	Pkg. Qty.	Case Qty.	Part No.	UOM /100
1/2	#10	100	1000	8X3430016SSUC00	^—
5/8	#10	100	1000	8X3430020SS0000	—
3/4	#10	100	1000	8X3430024SS0000	—
1"	#10	100	1000	8X3430032SS0000	—
1-1/4	#10	100	1000	8X3430040SS0000	—
1-1/2	#10	100	1000	8X3430048SS0000	—
1-3/4	#10	100	1000	8X3430056SS0000	—
2"	#10	100	1000	8X3430064SS0000	—

#12

Length	Drive Size	Pkg. Qty.	Case Qty.	Part No.	UOM /100
1/2	#12	100	1000	8X3440016SS0000	^—
3/4	#12	100	1000	8X3440024SS0000	—
1"	#12	100	1000	8X3440032SS0000	—
1-1/4	#12	100	1000	8X3440040SS0000	—
1-1/2	#12	100	1000	8X3440048SS0000	—
2"	#12	100	1000	8X3440064SS0000	—

#14

Length	Drive Size	Pkg. Qty.	Case Qty.	Part No.	UOM /100
1/2	#14	100	1000	8X3460016SSUC00ww	^—
3/4	#14	100	1000	8X3460024SS0000	—
1"	#14	100	1000	8X3460032SS0000	—
1-1/4	#14	100	1000	8X3460040SS0000	—
1-1/2	#14	100	1000	8X3460048SS0000	—
2"	#14	100	1000	8X3460064SS0000	—

Round Head One-Way Sheet Metal Screw 18-8

#8

Length	Pkg. Qty.	Case Qty.	Part No.	UOM per UOM
1/2"	100	1000	0175132	
3/4"	100	1000	0175133	
1"	100	1000	0175134	
1-1/4"	100	1000	0175135	
1-1/2"	100	1000	0175136	

#10

Length	Pkg. Qty.	Case Qty.	Part No.	UOM per UOM
1/2	100	1000	0175137	
3/4	100	1000	0175138	
1"	100	1000	0175139	
1-1/4	100	1000	0175140	
1-1/2	100	1000	0175141	

#14

Length	Pkg. Qty.	Case Qty.	Part No.	UOM per UOM
1/2	100	1000	0175142	
3/4	100	1000	0175143	
1"	100	1000	0175144	
1-1/4	100	1000	0175145	
1-1/2	100	1000	0175146	

Six Lobe Security Screws

Button Head Machine Screw Plain Finish

Button head screws provide aesthetically appealing finish. The tamper resistant six lobe drive provides better torque capabilities than other tamper resistant fasteners. Length is measured from under the head. Drives can be found on page GFXWD.

6-32

Length	Drive Size	Pkg. Qty.	Case Qty.	Part No.	UOM /100
1/4	T-10	100	1000	X20120008AYX200	^—
3/8	T-10	100	1000	X20120012AYX200	—
1/2	T-10	100	1000	X20120016AYX200	—
5/8	T-10	100	1000	X20120020AYX200	—
3/4	T-10	100	1000	X20120024AYX200	—
1"	T-10	100	1000	X20120032AYX200	—

8-32

Length	Drive Size	Pkg. Qty.	Case Qty.	Part No.	UOM /100
3/8	T-15	100	1000	X20140012AYX300	^—
1/2	T-15	100	1000	X20140016AYX300	—
5/8	T-15	100	1000	X20140020AYX300	—
3/4	T-15	100	1000	X20140024AYX300	—
1"	T-15	100	1000	X20140032AYX300	—
1-1/4	T-15	100	1000	X20140040AYX300	—

10-24

Length	Drive Size	Pkg. Qty.	Case Qty.	Part No.	UOM /100
3/8	T-25	100	1000	X20160012AYX500	^—
1/2	T-25	100	1000	X20160016AYX500	—
5/8	T-25	100	1000	X20160020AYX500	—
3/4	T-25	100	1000	X20160024AYX500	—
1"	T-25	100	1000	X20160032AYX500	—
1-1/4	T-25	100	1000	X20160040AYX500	—
1-1/2	T-25	100	1000	X20160048AYX500	—

10-32

Length	Drive Size	Pkg. Qty.	Case Qty.	Part No.	UOM /100
3/8	T-25	100	1000	X20170012AYX500	^—
1/2	T-25	100	1000	X20170016AYX500	—
5/8	T-25	100	1000	X20170020AYX500	—
3/4	T-25	100	1000	X20170024AYX500	—
1"	T-25	100	1000	X20170032AYX500	—
1-1/4	T-25	100	1000	X20170040AYX500	—
1-1/2	T-25	100	1000	X20170048AYX500	—

1/4"-20

Length	Drive Size	Pkg. Qty.	Case Qty.	Part No.	UOM /100
1/2	T-27	100	1000	X204C0016AYX600	^—
5/8	T-27	100	1000	X204C0020AYX600	—
3/4	T-27	100	1000	X204C0024AYX600	—
1"	T-27	100	1000	X204C0032AYX600	—
1-1/4	T-27	100	1000	X204C0040AYX600	—
1-1/2	T-27	100	1000	X204C0048AYX600	—
1-3/4	T-27	100	1000	X204C0056AYX600	—
2"	T-27	100	1000	X204C0064AYX600	—

Flat Head Machine Screws 18-8 Stainless Steel

Flat Head is countersunk and used when a flush surface is required. The tamper resistant six lobe drive provides better torque capabilities than other tamper resistant fasteners. Made of 18-8 stainless steel. Length is measured from under the head.

6-32

Length	Drive Size	Pkg. Qty.	Case Qty.	Part No.	UOM /100
1/2	T-10	100	1000	X30120016SSX200	^—
3/4	T-10	100	1000	X30120024SSX200	—
1"	T-10	100	1000	X30120032SSX200	—

8-32

Length	Drive Size	Pkg. Qty.	Case Qty.	Part No.	UOM /100
1/2	T-15	100	1000	X30140016SSX300	^—
3/4	T-15	100	1000	X30140024SSX300	—
1"	T-15	100	1000	X30140032SSX300	—

10-24

Length	Drive Size	Pkg. Qty.	Case Qty.	Part No.	UOM /100
1/2	T-20	100	1000	X30160016SSX400	^—
3/4	T-20	100	1000	X30160024SSX400	—
1"	T-20	100	1000	X30160032SSX400	—

10-32

Length	Drive Size	Part No.	Pkg. Qty.	Case Qty.	UOM /100
1/2	T-20	100	1000	X30170016SSX400	^—
3/4	T-20	100	1000	X30170024SSX400	—
1"	T-20	100	1000	X30170032SSX400	—

1/4"-20

Length	Drive Size	Part No.	Pkg. Qty.	Case Qty.	UOM /100
1/2	T-27	100	1000	X304C0016SSX600	^—
3/4	T-27	100	1000	X304C0024SSX600	—
1"	T-27	100	1000	X304C0032SSX600	—
1-1/2	T-27	100	1000	X304C0048SSX600	—

Six Lobe Security Screws, Security Kits/Drivers/Bits

Six Lobe Security Screws Cont.

Button Head Machine Screws
18-8 Stainless Steel

Button head screws provide aesthetically appealing finish. The tamper resistant six lobe drive provides better torque capabilities than other tamper resistant fasteners. Made of 18-8 stainless steel. Length is measured from under the head. Drives can be found on page GFXWD.

6-32

Length	Pkg. Qty.	Case Qty.	Drive Size	Part No.	UOM /100
1/4	100	1000	T-10	X20120008SSX200	^
3/8	100	1000	T-10	X20120012SSX200	—
1/2	100	1000	T-10	X20120016SSX200	—
5/8	100	1000	T-10	X20120020SSX200	—
3/4	100	1000	T-10	X20120024SSX200	—
1"	100	1000	T-10	X20120032SSX200	—
1-1/4	100	1000	T-10	0160896	—
1-1/2	100	1000	T-10	0160897	—
2"	100	1000	T-10	0160898	—

8-32

Length	Pkg. Qty.	Case Qty.	Drive Size	Part No.	UOM /100
1/4	100	1000	T-15	X20140008SSX300	^
3/8	100	1000	T-15	X20140012SSX300	—
1/2	100	1000	T-15	X20140016SSX300	—
5/8	100	1000	T-15	X20140020SSX300	—
3/4	100	1000	T-15	X20140024SSX300	—
1"	100	1000	T-15	X20140032SSX300	—
1-1/4	100	1000	T-15	X20140040SSX300	—
2"	100	1000	T-15	0160899	—

10-24

Length	Pkg. Qty.	Case Qty.	Drive Size	Part No.	UOM /100
3/8	100	1000	T-25	X20160012SSX500	^
1/2	100	1000	T-25	X20160016SSX500	—
5/8	100	1000	T-25	X20160020SSX500	—
3/4	100	1000	T-25	X20160024SSX500	—
1"	100	1000	T-25	X20160032SSX500	—
1-1/4	100	1000	T-25	X20160040SSX500	—
1-1/2	100	1000	T-25	X20160048SSX500	—
2"	100	1000	T-25	0160901	—

10-32

Length	Pkg. Qty.	Case Qty.	Drive Size	Part No.	UOM /100
3/8	100	1000	T-25	X20170012SSX500	^
1/2	100	1000	T-25	X20170016SSX500	—
5/8	100	1000	T-25	X20170020SSX500	—
3/4	100	1000	T-25	X20170024SSX500	—
7/8	100	1000	T-25	X20170028SSX500	—
1"	100	1000	T-25	X20170032SSX500	—
1-1/4	100	1000	T-25	X20170040SSX500	—
1-1/2	100	1000	T-25	X20170048SSX500	—

1/4"-20

Length	Pkg. Qty.	Case Qty.	Drive Size	Part No.	UOM /100
1/2	100	1000	T-27	X204C0016SSX600	^
5/8	100	1000	T-27	X204C0020SSX600	—
3/4	100	1000	T-27	X204C0024SSX600	—
1"	100	1000	T-27	X204C0032SSX600	—
1-1/4	100	1000	T-27	X204C0040SSX600	—
1-1/2	100	1000	T-27	X204C0048SSX600	—
1-3/4	100	1000	T-27	X204C0056SSX600	—
2"	50	1000	T-27	X204C0064SSX600	—

Security Kits

Fastenal

Each Kit Contains a Bit Assortment, Magnetic Hand Driver and Plastic Case

Spanner Kit - 6 Bits

Bits Included	Part No.	UOM /Each
#4, #6, #8,#10, #12, #14	2F636000000H4SS	^

Security Six Lobe Kit - 9 Bits

Bits Included	Part No.	UOM /Each
T-8, T-9, T-10, T-15, T-20, T-25,T-27, T-30, T-40	2F640000000H4TS	^

Security Socket Kit - 5 Bits

Bits Included	Part No.	UOM /Each
3/32,1/8,5/32,3/16,7/32	2F637000000H4HS	^

Bits Included:
- **Socket:** 3/32, 1/8, 5/32, 3/16, 7/32
- **Six Lobe:** 8, 9, 10, 15, 20, 25, 27, 30, 40
- **Phillips** #2 and #3
- **Square:** #1, #2 and #3

Kit - 19 Bits

Part No.	UOM /Each
2F656000000H4CS	^

Security Drivers

For Tamperproof Fasteners

Magnetic hand drivers for 1/4" and 5/16" size bits, make installation easy as the magnetic properties hold the tamper resistant screw in place.

Magnetic Hand Drivers

Size	Part No.	UOM /Each
1/4 Mag. Driver	DV436024400FL00	^
5/16 Mag. Driver	DV440024400FL00	—

Spanner Drivers and Six Lobe Drivers are specific to the drive size listed. Plastic handle with cushion grip for maximum comfort.

Spanner Drivers Complete

Size	Part No.	UOM /Each
#4	9Y6340256FL0000	^
#6	9Y6360256FL0000	—
#8	9Y6380256FL0000	—
#10	9Y6400256FL0000	—
#12	9Y6420256FL0000	—
#14	9Y6440256FL0000	—

Security Six Lobe Drivers Complete

Size	Part No.	UOM /Each
T-8	Y56380256FL0000	^
T-9	Y56390256FL0000	—
T-10	Y56400256FL0000	—
T-15	Y56450256FL0000	—
T-20	Y56500256FL0000	—
T-25	Y56550256FL0000	—
T-27	Y56570256FL0000	—
T-30	Y56600256FL0000	—
T-40	Y56700256FL0000	—

Security Bits

Tamperproof

Six Lobe Bits

Bit Size	Drive Size	Part No.	UOM /Each
T-8	1/4	Y6638000000H400	^
T-9	1/4	Y6639000000H400	—
T-10	1/4	Y6640000000H400	—
T-15	1/4	Y6645000000H400	—
T-20	1/4	Y6650000000H400	—
T-25	1/4	Y6655000000H400	—
T-27	1/4	Y6657000000H400	—
T-30	1/4	Y6660000000H400	—
T-40	1/4	Y6670000000H400	—
T-45	5/16	Y6675000000H500	—
T-50	5/16	Y6680000000H500	—
T-55	5/16	Y6685000000H500	—

Spanner Bits

Bit Size	Drive Size	Part No.	UOM /Each
#4	1/4	Y1634000000H400	^
#6	1/4	Y1636000000H400	—
#8	1/4	Y1638000000H400	—
#10	1/4	Y1640000000H400	—
#12	1/4	Y1642000000H400	—
#14	1/4	Y1644000000H400	—
#4	5/16	Y1634000000H500	—
#8	5/16	Y1638000000H500	—
#10	5/16	Y1640000000H500	—
#12	5/16	Y1642000000H500	—
#14	5/16	Y1644000000H500	—

Socket Security Bits (Pinhead)

Bit Size	Hex Size	Part No.	UOM /Each
3/32	1/4	Y3426000000H400	^
1/8	1/4	Y3428000000H400	—
5/32	1/4	Y3430000000H400	—
3/16	1/4	Y3432000000H400	—
7/32	1/4	Y3434000000H400	—

Phillips Bits

Bit Size	Hex Size	Part No.	UOM /Each
#2	1/4	4Z632000000H400	^
#3	1/4	4Z633000000H400	—

Threaded Rod

Coarse Thread Threaded Rod

Low Carbon Steel - Plain or Zinc Plated

Size	3 Foot Length				6 Foot Length				Tube Qty. 3' & 6'
	Plain		Zinc		Plain		Zinc		
	Part No.	UOM	Part No.	UOM	Part No.	UOM	Part No.	UOM	
4-40			47051	^—					100
6-32	47002	—	47052	—	47102	—	47152	—	100
8-32	47003	—	47053	—	47103	—	47153	—	100
10-24	47004	—	47054	—	47104	—	47154	—	100
12-24	47006	—	47056	—	47106	—	47156	—	50
1/4-20	47007	—	47057	—	47107	—	47157	—	50
5/16-18	47009	—	47059	—	47109	—	47159	—	35
3/8-16	47011	—	47061	—	47111	—	47161	—	25
7/16-14	47013	—	47063	—	47113	—	47163	—	17
1/2-13	47015	—	47065	—	47115	—	47165	—	12
9/16-12	47017	—	47067	—	47117	—	47167	—	10
5/8-11	47019	—	47069	—	47119	—	47169	—	8
3/4-10	47021	—	47071	—	47121	—	47171	—	5
7/8-9	47023	—	47073	—	47123	—	47173	—	4
1-8	47025	—	47075	—	47125	—	47175	—	2
1-1/8-7	47027	—	47077	—	47127	—	47177	—	1
1-1/4-7	47028	—	47078	—	47128	—	47178	—	1
1-3/8-6	47029	—	47079	—	47129	—	47179	—	1
1-1/2-6	47030	—	47080	—	47130	—	47180	—	1
1-3/4-5	47031	—	47081	—	47131	—	47181	—	1
2-4.5	47032	—	47082	—	47132	—	47182	—	1

Size	10 Foot Length				12 Foot Length				Tube Qty. 3' & 6'
	Plain		Zinc		Plain		Zinc		
	Part No.	UOM /Each	Part No.	UOM /Each	Part No.	UOM /Each	Part No.	UOM /Each	
6-32	47241	^—	47242	^—	47202	^—	47252	^—	100
8-32	47136	—	47186	—	47203	—	47253	—	100
10-24	47137	—	47187	—	47204	—	47254	—	100
12-24	47139	—	47189	—	47206	—	47256	—	50
1/4-20	47140	—	47190	—	47207	—	47257	—	50
5/16-18	47141	—	47191	—	47209	—	47259	—	35
3/8-16	47142	—	47192	—	47211	—	47261	—	25
7/16-14	47143	—	47193	—	47213	—	47263	—	17
1/2-13	47144	—	47194	—	47215	—	47265	—	12
9/16-12	47145	—	47195	—	47217	—	47267	—	10
5/8-11	47146	—	47196	—	47219	—	47269	—	8
3/4-10	47147	—	47197	—	47221	—	47271	—	5
7/8-9	47148	—	47198	—	47223	—	47273	—	1
1-8	47149	—	47199	—	47225	—	47275	—	1
1-1/8-7	47150	—	47200	—	47227	—	47277	—	1
1-1/4-7	47151	—	47201	—	47228	—	47278	—	1
1-3/8-6	47233	—	47237	—	47229	—	47279	—	1
1-1/2-6	47234	—	47238	—	47230	—	47280	—	1
1-3/4-5	47235	—	47239	—	47231	—	47281	—	1
2-4.5	47236	—	47240	—	47232	—	47282	—	1

Coarse Thread Threaded Rod - Galvanized

Low Carbon Steel - Galvanized

Size	3 Foot Length		6 Foot Length		10 Foot Length		12 Foot Length	
	Part No.	UOM	Part No.	UOM	Part No.	UOM	Part No.	UOM
1/4-20	47600	^—	47616	^—	47632	^—	47648	^—
5/16-18	47601	—	47617	—	47633	—	47649	—
3/8-16	47602	—	47618	—	47634	—	47650	—
1/2-13	47604	—	47620	—	47636	—	47652	—
5/8-11	47606	—	47622	—	47638	—	47654	—
3/4-10	47607	—	47623	—	47639	—	47655	—
7/8-9	0156408	—	47624	—	47640	—	47656	—
1-8	47609	—	47625	—	47641	—	47657	—
1-1/8-7	47610	—	47626	—	47642	—	47658	—
1-1/4-7	47611	—	47627	—	47643	—	47659	—
1-3/8-6	47612	—	47628	—	47644	—	47660	—
1-1/2-6	47613	—	47629	—	47645	—	47661	—
1-3/4-5	47614	—	47630	—	47646	—	47662	—
2-4.5	47615	—	47631	—	47647	—	47663	—

Fine Thread Threaded Rod

Low Carbon Steel - Plain or Zinc Plated

Size	3 Foot Length				6 Foot Length				Tube Qty. 3' & 6'
	Plain		Zinc		Plain		Zinc		
	Part No.	UOM /Each	Part No.	UOM /Each	Part No.	UOM /Each	Part No.	UOM /Each	
10-32	47005	^—	47055	^—	47105	^—	47155	^—	100
1/4-28	47008	—	47058	—	47108	—	47158	—	50
5/16-24	47010	—	47060	—	47110	—	47160	—	35
3/8-24	47012	—	47062	—	47112	—	47162	—	25
7/16-20	47014	—	47064	—	47114	—	47164	—	17
1/2-20	47016	—	47066	—	47116	—	47166	—	12
9/16-18	47018	—	47068	—	47118	—	47168	—	10
5/8-18	47020	—	47070	—	47120	—	47170	—	8
3/4-16	47022	—	47072	—	47122	—	47172	—	5
7/8-14	47024	—	47074	—	47124	—	47174	—	4
1-14	47026	—	47076	—	47126	—	47176	—	3
1-1/8-12	47033	—	47085	—	47133	—	47183	—	1
1-1/4-12	47034	—	47086	—	47134	—	47184	—	1
1-1/2-12	47035	—	47087	—	47135	—	47185	—	1

Fine Thread Threaded Rod Cont.

Low Carbon Steel - Plain or Zinc Plated

Size	10 Foot Length				12 Foot Length				Tube Qty. 3' & 6'
	Plain		Zinc		Plain		Zinc		
	Part No.	UOM /Each	Part No.	UOM /Each	Part No.	UOM /Each	Part No.	UOM /Each	
10-32	47138	^—	47188	^—	47205	^—	47255	^—	100
1/4-28					47208	—	47258	—	50
5/16-24	47285	—			47210	—	47260	—	35
3/8-24	47287	—	47288	—	47212	—	47262	—	25
7/16-20			47290	—	47214	—	47264	—	17
1/2-20			47292	—	47216	—	47266	—	12
9/16-18	47293	—	47294	—	47218	—	47268	—	10
5/8-18	47295	—	47296	—	47220	—	47270	—	8
3/4-16	47297	—	47298	—	47222	—	47272	—	5
7/8-14	47299	—	47300	—	47224	—	47274	—	1
1-14	47250	—	47251	—	47226	—	47276	—	1
1-1/8-12	47088	—	47091	—	47094	—	47097	—	1
1-1/4-12					47095	—	47098	—	1
1-1/2-12					47096	—			1

* = Tube quantities may very by manufacturer

Threaded Rod

Threaded Rod Cont.

Right Hand Threaded Rod
Low Carbon Steel - Acme



6'

Size	Pkg. Qty.	Part No.	UOM /Each
3/8-12	1	47547	^——
1/2-10	1	47549	——
5/8-8	1	47550	——
3/4-6	1	47551	——
7/8-6	1	47552	——
1-5	1	47553	——
1-1/4-5	1	47554	——
1-1/2-4	1	47555	——
2-4	1	47548	——

Left Hand Threaded Rod
Low Carbon Steel - Plain

6' Coarse Thread

Size	Pkg. Qty.	Part No.	UOM /Each
10-24	1	47301	^——
1/4-20	1	47302	——
5/16-18	1	47303	——
3/8-16	1	47304	——
7/16-14	1	47305	——
1/2-13	1	47306	——
9/16-12	1	47307	——
5/8-11	1	47308	——
3/4-10	1	47309	——
7/8-9	1	47310	——
1-8	1	47311	——
1-1/8-7	1	47312	——
1-1/4-7	1	47313	——
1-3/8-6	1	47314	——
1-1/2-6	1	47315	——
1-3/4-5	1	47317	——
2-4.5	1	47318	——

6' Fine Thread

Size	Pkg. Qty.	Part No.	UOM /Each
10-32	1	47321	^——
1/4-28	1	47322	——
5/16-24	1	47323	——
3/8-24	1	47324	——
7/16-20	1	47325	——
1/2-20	1	47326	——
9/16-18	1	47327	——
5/8-18	1	47328	——
3/4-16	1	47329	——
7/8-14	1	47330	——
1-14	1	47331	——
1-1/8-12	1	47332	——
1-1/4-12	1	47333	——
1-3/8-12	1	47334	——
1-1/2-12	1	47335	——
1-5/8-12	1	47336	——
1-3/4-12	1	47337	——
2-12	1	47338	——

6 Foot Length Left Hand Threaded Rod
18-8 Stainless Steel

Size	Part No.	UOM
1/4-20	0175086	^——
1/4-28	0175087	——
5/16-18	0175088	——
5/16-24	0175089	——
5/16-24	0175090	——
3/8-16	0175091	——
3/8-24	0175092	——
1/2-6	0175105	——
1/2-13	0175094	——
1/2-20	0175095	——
5/8-11	0175096	——
5/8-18	0175097	——
5/8-18	0175098	——
3/4-10	0175099	——
3/4-16	0175101	——
7/8-9	0175102	——
7/8-14	0175103	——
1-8	0175104	——

3 Foot Length Threaded Rod - Coarse Thread
18-8 and 316 Stainless Steel

3 Foot Length

Size	Pkg. Qty	18-8 SS Part No..	18-8 SS UOM	316 SS Part No.	316 SS UOM
2-56	1			0177991	^——
4-40	1	47537	——	0177992	——
6-32	1	47538	——	0177993	——
8-32	1	47539	——	0177995	——
10-24	1	47540	——	0177997	——
1/4-20	1	47543	——	0178000	——
5/16-18	1	47545	——	0178003	——
3/8-16	1	47563	——	0178006	——
7/16-14	1	47565	——	0178009	——
1/2-13	1	47567	——	0178011	——
9/16-12	1	47569	——	0178014	——
5/8-11	1	47585	——	0178015	——
3/4-10	1	47587	——	0178018	——
7/8-9	1	47589	——	0178021	——
1-8	1	47591	——	0178022	——
1-1/8-7	1	47593	——	0178023	——
1-1/8-8	1	0174671	——	0178024	——
1-1/4-7	1	47594	——	0178025	——
1-3/8-6	1	47595	——		
1-1/2-6	1	47596	——	0178026	——

3 Foot Length Threaded Rod - Fine Thread
18-8 and 316 Stainless Steel

3 Foot Length

Size	Pkg. Qty	18-8 SS Part No..	18-8 SS UOM /Each	316 SS Part No.	316 SS UOM /Each
10-32	1	47541	^——	0177998	^——
1/4-28	1	47544	——	0178001	——
5/16-24	1	47546	——	0178004	——
3/8-24	1	47564	——	0178007	——
7/16-20	1	47566	——	0178010	——
1/2-20	1	47568	——	0178012	——
9/16-18	1	47584	——		
5/8-18	1	47586	——	0178016	——
3/4-16	1	47588	——	0178019	——
7/8-14	1	47590	——		
1-14	1	47592	——		

6 Foot Length Threaded Rod Coarse Thread
18-8 and 316 Stainless Steel

6 Foot Length

Size	Pkg. Qty.	Grade 18-8 Stainless Steel Part No.	Grade 18-8 Stainless Steel UOM /Each	Grade 316 Stainless Steel Part No.	Grade 316 Stainless Steel UOM /Each
8-32	1	47490	^——	0177996	^——
10-24	1	47401	——	47421	——
1/4-20	1	47402	——	47422	——
5/16-18	1	47403	——	47423	——
3/8-16	1	47404	——	47424	——
7/16-14	1	47405	——	47425	——
1/2-13	1	47406	——	47426	——
9/16-12	1	47407	——	47427	——
5/8-11	1	47408	——	47428	——
3/4-10	1	47409	——	47429	——
7/8-9	1	47410	——	47430	——
1-8	1	47411	——	47431	——
1-1/8-7	1	47412	——	47432	——
1-1/4-7	1	47413	——	47433	——
1-1/2-6	1	47415	——	47435	——
1-3/4-6	1	47417	——	47437	——
2-4.5	1	47418	——	47438	——

6 Foot Length Threaded Rod - Fine Thread
18-8 and 316 Stainless Steel

6 Foot Length

Size	Pkg. Qty.	Grade 18-8 Stainless Steel Part No.	Grade 18-8 Stainless Steel UOM /Each	Grade 316 Stainless Steel Part No.	Grade 316 Stainless Steel UOM /Each
10-32	1	47491	^——	0177999	^——
1/4-28	1	47494	——	0178002	——
5/16-24	1	47495	——	0178005	——
3/8-24	1	47496	——	0178008	——
7/16-20	1	47497	——		
1/2-20	1	47498	——	0178013	——
9/16-18	1	47499	——		
5/8-18	1	47399	——	0178017	——
3/4-16	1	47514	——	0178020	——
7/8-14	1	47515	——		
1-14	1	47516	——		

12 Foot Length Threaded Rod - Coarse Thread
18-8 and 316 Stainless Steel

12 Foot Length

Size	Pkg. Qty.	Grade 18-8 Stainless Steel Part No.	Grade 18-8 Stainless Steel UOM /Each	Grade 316 Stainless Steel Part No.	Grade 316 Stainless Steel UOM /Each
10-24	1	47341	^——	47361	^——
1/4-20	1	47342	——	47362	——
5/16-18	1	47343	——	47363	——
3/8-16	1	47344	——	47364	——
7/16-14	1	47345	——	47365	——
1/2-13	1	47346	——	47366	——
9/16-12	1	47347	——	47367	——
5/8-11	1	47348	——	47368	——
3/4-10	1	47349	——	47369	——
7/8-9	1	47350	——	47370	——
1-8	1	47351	——	47371	——
1-1/8-7	1	47352	——	47372	——
1-1/4-7	1	47353	——	47373	——
1-1/2-6	1	47355	——	47375	——
1-5/8-6	1	47356	——	47376	——
1-3/4-6	1	47357	——	47377	——
2-4.5	1	47358	——	47378	——

Threaded Rod Cont.

Metric Threaded Rod
DIN 975 - Class 4.6 and 8.8 Coarse Thread

1 Meter Length

Size	Pkg. Qty.	Class 4.6 Plain Part No.	UOM /Each	Class 4.6 Zinc Part No.	UOM /Each	Class 8.8 Plain Part No.	UOM /Each.
4-.07	1	47556	^—				
5-.08	1	47570	—	0162071	—		
6-1.0	1	47571	—	0162072	—	47870	—
8-1.0	1			0162074	—		
8-1.25	1	47572	—	0162073	—	47872	—
10-1.0	1			0162077	—		
10-1.25	1			0162076	—		
10-1.5	1	47573	—	0162075	—	47873	—
12-1.25	1			0162080	—		
12-1.5	1			0162079	—		
12-1.75	1	47574	—	0162078	—	47874	—
14-2.0	1	47575	—			47875	—
16-1.5	1			0162084	—		
16-2.0	1	47576	—	0162083	—	47876	—
18-2.5	1	47577	—			47877	—
20-2.5	1	47578	—	0162086	—	47878	—
22-2.5	1	47579	—			47879	—
24-3.0	1	47580	—	0162088	—	47880	—
27-3.0	1	47581	—			47881	—
30-3.5	1	47582	—	0162090	—	47882	—
33-3.5	1	47733	—			47883	—
36-4.0	1	47583	—	0162091	—	47884	—
39-4.0	1	47734	—			47885	—
42-4.5	1	47735	—			47886	—

1 Meter Length Threaded Rod
A2 Stainless Steel
Metric - DIN 975

Size	Part No.	UOM /Each
4-0.7	MR2531000A20000	^—
5-0.8	MR2541000A20000	—
6-1.0	MR2551000A20000	—
8-1.25	MR2581000A20000	—
10-1.5	MR2601000A20000	—
12-1.75	MR2651000A20000	—
14-2.0	MR2681000A20000	—
16-2.0	MR2711000A20000	—
20-2.5	MR2751000A20000	—
24-3.0	MR2791000A20000	—

1 Meter Length Threaded Rod
A4 Stainless Steel
Metric - DIN 975

Size	Part No.	UOM /100
5-0.8	MR2541000A40000	^—
6-1.0	MR2551000A40000	—
8-1.25	MR2581000A40000	—
10-1.5	MR2601000A40000	—
12-1.75	MR2651000A40000	—
14-2.0	MR2681000A40000	—
16-2.0	MR2711000A40000	—
20-2.0	MR2751000A40000	—
24-3.0	MR2791000A40000	—

3 Foot Length Brass Threaded Rod
Coarse and Fine Thread

3 Foot Length

Size	Part No.	Pkg. Qty.	UOM /Each
6-32	47501	1	^—
8-32	47502	1	—
10-24	47503	1	—
10-32	47504	1	—
1/4-20	47505	1	—
5/16-18	47506	1	—
3/8-16	47507	1	—
7/16-14	47508	1	—
1/2-13	47509	1	—
5/8-11	47510	1	—
3/4-10	47511	1	—
7/8-9	47512	1	—
1-8	47513	1	—

Aluminum Threaded Rod
Coarse Thread

6 Foot Length

Size	Pkg. Qty.	Part No.	UOM /Each
6-32	1	47517	^—
8-32	1	47518	—
10-24	1	47519	—
10-32	1	47520	—
1/4-20	1	47560	—
5/16-18	1	47561	—
3/8-16	1	47562	—
7/16-14	1	47557	—
5/8-11	1	47558	—
3/4-10	1	47559	—

Nylon Threaded Rod
Coarse and Fine Thread

6 Foot Length

Size	Pkg. Qty.	Part No.	UOM /Each
6-32	1	47521	^—
8-32	1	47522	—
10-24	1	47523	—
10-32	1	47524	—
1/4-20	1	47525	—
5/16-18	1	47526	—
3/8-16	1	47527	—
7/16-14	1	47528	—
1/2-13	1	47529	—
5/8-11	1	47530	—
3/4-10	1	47531	—
7/8-9	1	47532	—
1-8	1	47533	—

3 Foot Length Coarse Thread & UN-8 Thread Series Threaded Rod
B-7 Alloy Steel

3' Coarse Thread & UN-8 Thread Series

Size	Tube Qty.	Part No.	UOM /100
1/4-20	50	47665	^—
5/16-18	35	47667	—
3/8-16	25	47669	—
7/16-14	17	47671	—
1/2-13	12	47673	—
9/16-12	10	47675	—
5/8-11	8	47677	—
3/4-10	5	47679	—
7/8-9	4	47681	—
1-8	2	47683	—
1-1/8-7	1	47685	—
1-1/8-8	1	47686	—
1-1/4-7	1	47688	—
1-1/4-8	1	47689	—
1-3/8-6	1	47691	—
1-3/8-8	1	47692	—
1-1/2-6	1	47694	—
1-1/2-8	1	47695	—

6 Foot Length Coarse Thread & UN-8 Thread Series Threaded Rod
B-7 Alloy Steel

6' Coarse Thread & UN-8 Thread Series

Size	Tube Qty.	Plain Part No.	UOM /Each	Zinc Part No.	UOM /Each
10-24	100	47451	^—		
1/4-20	50	47452	—	0123458	—
5/16-18	35	47453	—	0123459	—
3/8-16	25	47454	—	0123460	—
7/16-14	17	47455	—	0123461	—
1/2-13	12	47456	—	0123462	—
9/16-12	10	47457	—	0123463	—
5/8-11	8	47458	—	0123464	—
3/4-10	5	47459	—	0123465	—
7/8-9	4	47460	—	0123466	—
1-8	2	47461	—	0123467	—
1-1/8-8	1	47462	—	0123468	—
1-1/4-7	1	47493	—		
1-1/4-8	1	47463	—	0123469	—
1-3/8-8	1	47464	—	0123470	—
1-1/2-6	1	47380	—		
1-1/2-8	1	47465	—	0123471	—
1-5/8-8	1	47466	—		
1-3/4-5	1	47420	—		
1-3/4-8	1	47467	—		
2-4.5	1	47449	—		
2-8	1	47468	—		

Threaded Rod, Slip-On Lock Nuts, Coil Rod, Full Threaded Studs

Threaded Rod Cont.

12 Foot Length Coarse Thread & UN-8 Thread Series Threaded Rod
B-7 Alloy Steel

12' Coarse Thread & UN-8 Thread Series

Size	Tube Qty.	Plain UOM Part No.	/Each	Zinc UOM Part No.	/Each
1/4-20	50	47382	^—	0123472	^—
5/16-18	35	47383	—	0123473	—
3/8-16	25	47384	—	0123474	—
7/16-14	17	47385	—	0123475	—
1/2-13	12	47386	—	0123476	—
9/16-12	10	47387	—	0123477	—
5/8-11	8	47388	—	0123478	—
3/4-10	5	47389	—	0123479	—
7/8-9	4	47390	—	0123480	—
1-8	2	47391	—	0123481	—
1-1/8-8	1	47392	—	0123482	—
1-1/4-8	1	47393	—	0123483	—
1-3/8-8	1	47394	—	0123484	—
1-1/2-8	1	47395	—	0123485	—
1-5/8-8	1	47396	—		
1-3/4-8	1	47397	—		
2-8	1	47398	—		

* Tube quantities may vary by manufacturer

3 Foot Length Fine Thread Threaded Rod
B-7 Alloy Steel

3' Fine Thread

Size	Pkg. Qty	Part No..	UOM /Each
1/4-28	1	47666	^—
5/16-24	1	47668	—
3/8-24	1	47670	—
7/16-20	1	47672	—
1/2-20	1	47674	—
9/16-18	1	47676	—
5/8-18	1	47678	—
3/4-16	1	47680	—
7/8-14	1	47682	—
1-14	1	47684	—
1-1/8-12	1	47687	—
1-1/4-12	1	47690	—
1-3/8-12	1	47693	—
1-1/2-12	1	47696	—

6 Foot Length Fine Thread Threaded Rod
B-7 Alloy Steel

6' Fine Thread

Size	Pkg. Qty.	Part No.	UOM /Each
10-32	1	47471	^—
1/4-28	1	47472	—
5/16-24	1	47473	—
3/8-24	1	47474	—
7/16-20	1	47475	—
1/2-20	1	47476	—
9/16-18	1	47477	—
5/8-18	1	47478	—
3/4-16	1	47479	—
7/8-14	1	47480	—
1-14	1	47481	—
1-1/8-12	1	47482	—
1-1/4-12	1	47483	—
1-3/8-12	1	47484	—
1-1/2-12	1	47485	—
1-5/8-12	1	47486	—
1-3/4-12	1	47487	—
2-12	1	47488	—

Slip-On Lock Nuts

Slip-On Lock Nuts

The Slip-On (R) Lock Nut has been developed with the ability to be positioned on threaded rod at any point, without the time consuming nuisance of threading. Just open the Slip-On Lock Nut and insert where needed. Twist close and tighten with a wrench. It's that simple.

Part No.	Size	Rec. Load	Rec. Torque	Federal Stock No. for Government Use	UOM /100
0123068	1/4-20	650	6-8	5310-01-264-0918	^—
0123069	3/8-16	2000	19-25	5310-01-268-5154	—
0123070	1/2-13	4000	50-60	5310-01-268-5155	—
0123071	5/8-11	5000	100-120	5310-01-268-5156	—
0123072	3/4-10	8000	180-200	5310-01-268-5157	—

Coil Rod

Coil Rod
Low Carbon - Plain Finish
6 and 12 Foot Lengths

Size	Pkg. Qty.	Length	Part No.	UOM /Each
1/2-6	1	6'	0121768	^—
3/4-4.5	1	6'	0121769	—
1-3.5	1	6'	0121770	—
1-1/4-3.5	1	6'	0121771	—
1/2-6	1	12'	0121772	—
3/4-4.5	1	12'	0121773	—
1-3.5	1	12'	0121774	—
1-1/4-3.5	1	12'	0121775	—

Full Threaded Studs

1/2"-13 Diameter B-7 Full Threaded Studs
ASTM A193
Plain Finish
Length

ASTM A193 states that the length of the stud shall be measured from first thread to first thread. IFI 136 states that stud bolts for pressure-temperature applications conform to the requirements of ANSI/ASME B16.5. This specification also requires that the length of stud shall be measured parallel to the axis and shall be measured from first thread to first thread. The first thread is defined as the intersection of the major diameter of the thread with the base of the point.

Chamfer

Grade and manufacturer's identification symbols shall be applied to one end of studs 3/8 inch in diameter and larger. If available area is inadequate, the grade symbol, such as B7, may be marked on one end and the manufacturer's identification symbol marked on the other end. For studs smaller than 3/8 inches in diameter, the marking shall be a matter of agreement between the purchaser and the manufacturer.

Product Marking Requirements

All studs shall be threaded in accordance with ANSI B1.1, with a class 2A thread fit.

Thread Fit

All studs shall be threaded in accordance with ANSI B1.1, with a class 2A thread fit.

- **Material**
  Chromium-Molybdenum (AISI 4140, 4142, 4145, 4140H, 4142H, 4145H)
- **Minimum Tensile Strength**
  125,000 psi up to 2-1/2 Dia.
- **Rockwell Core Hardness**
  C35 (MAX)
- **Minimum Yield Strength**
  105,000 psi up to 2-1/2 Dia.

1/2"-13 Diameter

1st Thrd. Lgth.	Approx. Total Lgth. min.	Approx. Total Lgth. max.	Plain Part No.	UOM /100	Pkg. Qty.	Case Qty.
2	2-3/16	2-3/8	32846	^—	10	1000
2-1/4	2-7/16	2-5/8	32847	—	10	1000
2-1/2	2-11/16	2-7/8	32848	—	10	900
2-3/4	2-15/16	3-1/8	32849	—	10	750
3	3-3/16	3-3/8	32850	—	10	700
3-1/4	3-7/16	3-5/8	32851	—	10	650
3-1/2	3-11/16	3-7/8	32852	—	10	600
3-3/4	3-15/16	4-1/8	32853	—	10	550
4	4-3/16	4-3/8	32854	—	5	550
4-1/2	4-11/16	4-7/8	32855	—	5	500
5	5-3/16	5-3/8	32856	—	5	450
5-1/2	5-11/16	5-7/8	32802	—	5	400
6	6-3/16	6-3/8	32858	—	5	375
6-1/2	6-11/16	6-7/8	32860	—	1	325
7	7-3/16	7-3/8	32862	—	1	300
7-1/2	7-11/16	7-7/8	32864	—	1	200
8	8-3/16	8-3/8	32866	—	1	200

5/8"-11 Diameter

1st Thrd. Lgth.	Approx. Total Lgth. min.	Approx. Total Lgth. max.	Plain Part No.	UOM /100	Pkg. Qty.	Case Qty.
2	2-3/16	2-3/8	32804	^—	5	600
2-1/4	2-7/16	2-5/8	32805	—	5	600
2-1/2	2-11/16	2-7/8	32867	—	5	550
2-3/4	2-15/16	3-1/8	32868	—	5	500
3	3-3/16	3-3/8	32869	—	5	450
3-1/4	3-7/16	3-5/8	32870	—	5	400
3-1/2	3-11/16	3-7/8	32871	—	5	400
3-3/4	3-15/16	4-1/8	32872	—	5	350
4	4-3/16	4-3/8	32873	—	1	350
4-1/4	4-7/16	4-5/8	32874	—	1	300
4-1/2	4-11/16	4-7/8	32875	—	1	300
4-3/4	4-15/16	5-1/8	32806	—	1	250
5	5-3/16	5-3/8	32876	—	1	250
5-1/4	5-7/16	5-5/8	32807	—	1	250
5-1/2	5-11/16	5-7/8	32877	—	1	250
5-3/4	5-15/16	6-1/8	32808	—	1	225
6	6-3/16	6-3/8	32878	—	1	225
6-1/4	6-7/16	6-5/8	32879	—	1	200
6-1/2	6-11/16	6-7/8	32890	—	1	200
6-3/4	6-15/16	7-1/8	32889	—	1	200
7	7-3/16	7-3/8	32880	—	1	200
7-1/4	7-7/16	7-5/8	32881	—	1	175
7-1/2	7-11/16	7-7/8	32888	—	1	175
7-3/4	7-15/16	8-1/8	32887	—	1	175
8	8-3/16	8-3/8	32882	—	1	175
8-1/2	8-11/16	8-7/8	32884	—	1	150
8-3/4	8-15/16	9-1/8	32885	—	1	150
9	9-3/16	9-3/8	32886	—	1	150
9-1/2	9-11/16	9-7/8	0120908	—	1	100
10	10-3/16	10-3/8	0120910	—	1	100

Full Threaded Studs Cont.

3/4"-10 Diameter

1st Thrd. Lgth.	Approx. Total Lgth. min.	Approx. Total Lgth. max.	Plain Part No.	UOM /100	Pkg. Qty.	Case Qty.
3	3-1/4	3-1/2	32891	^—	5	300
3-1/4	3-1/2	3-3/4	32892	—	5	275
3-1/2	3-3/4	4	32893	—	5	250
3-3/4	4	4-1/4	32894	—	5	250
4	4-1/4	4-1/2	32895	—	1	225
4-1/4	4-1/2	4-3/4	32896	—	1	225
4-1/2	4-3/4	5	32897	—	1	200
4-3/4	5	5-1/4	32898	—	1	200
5	5-1/4	5-1/2	32899	—	1	175
5-1/4	5-1/2	5-3/4	32809	—	1	175
5-1/2	5-3/4	6	32900	—	1	175
5-3/4	6	6-1/4	32810	—	1	150
6	6-1/4	6-1/2	32901	—	1	150
6-1/4	6-1/2	6-3/4	32902	—	1	150
6-1/2	6-3/4	7	32811	—	1	125
6-3/4	7	7-1/4	32812	—	1	125
7	7-1/4	7-1/2	32903	—	1	125
7-1/4	7-1/2	7-3/4	32904	—	1	125
7-1/2	7-3/4	8	32813	—	1	125
7-3/4	8	8-1/4	32814	—	1	100
8	8-1/4	8-1/2	32905	—	1	100
8-1/2	8-3/4	9	32815	—	1	100
8-3/4	9	9-1/4	32816	—	1	100
9	9-1/4	9-1/2	32907	—	1	100
9-1/2	9-3/4	10	0120912	—	1	50
9-3/4	10	10-1/4	0120913	—	1	50
10	10-1/4	10-1/2	0120914	—	1	50
10-1/2	10-3/4	11	0120916	—	1	50
11	11-1/4	11-1/2	0120918	—	1	50
11-1/2	11-3/4	12	0120920	—	1	50
12	12-1/4	12-1/2	0120922	—	1	50

7/8"-9 Diameter

1st Thrd. Lgth.	Approx. Total Lgth. min.	Approx. Total Lgth. max.	Plain Part No.	UOM /100	Pkg. Qty.	Case Qty.
3	3-1/4	3-1/2	32908	^—	5	200
3-1/4	3-1/2	3-3/4	32909	—	5	200
3-1/2	3-3/4	4	32910	—	5	200
3-3/4	4	4-1/4	32911	—	5	175
4	4-1/4	4-1/2	32921	—	1	175
4-1/4	4-1/2	4-3/4	32912	—	1	150
4-1/2	4-3/4	5	32922	—	1	150
4-3/4	5	5-1/4	32913	—	1	125
5	5-1/4	5-1/2	32923	—	1	125
5-1/4	5-1/2	5-3/4	32914	—	1	125
5-1/2	5-3/4	6	32924	—	1	125
5-3/4	6	6-1/4	32915	—	1	100
6	6-1/4	6-1/2	32925	—	1	100
6-1/4	6-1/2	6-3/4	32916	—	1	100
6-1/2	6-3/4	7	32926	—	1	100
6-3/4	7	7-1/4	32917	—	1	100
7	7-1/4	7-1/2	32927	—	1	100
7-1/4	7-1/2	7-3/4	32918	—	1	90
7-1/2	7-3/4	8	32928	—	1	90
7-3/4	8	8-1/4	32919	—	1	90
8	8-1/4	8-1/2	32929	—	1	80
8-1/2	8-3/4	9	32930	—	1	80
8-3/4	9	9-1/4	32817	—	1	80
9	9-1/4	9-1/2	32931	—	1	75
9-1/2	9-3/4	10	0120924	—	1	50
10	10-1/4	10-1/2	0120926	—	1	50
10-1/2	10-3/4	11	0120928	—	1	50
11	11-1/4	11-1/2	0120930	—	1	50

1"-8 Diameter

1st Thrd. Lgth.	Approx. Total Lgth. min.	Approx. Total Lgth. max.	Plain Part No.	UOM /100	Pkg. Qty.	Case Qty.
4	4-1/4	4-1/2	32932	^—	1	125
4-1/4	4-1/2	4-3/4	32933	—	1	125
4-1/2	4-3/4	5	32934	—	1	110
5	5-1/4	5-1/2	32936	—	1	100
5-1/4	5-1/2	5-3/4	32937	—	1	100
5-1/2	5-3/4	6	32948	—	1	90
6	6-1/4	6-1/2	32949	—	1	80
6-1/4	6-1/2	6-3/4	32939	—	1	80
6-1/2	6-3/4	7	32950	—	1	80
6-3/4	7	7-1/4	32940	—	1	75
7	7-1/4	7-1/2	32951	—	1	75
7-1/4	7-1/2	7-3/4	32941	—	1	70
7-1/2	7-3/4	8	32952	—	1	70
8	8-1/4	8-1/2	32954	—	1	60
8-1/4	8-1/2	8-3/4	32955	—	1	60
8-1/2	8-3/4	9	32956	—	1	60
9	9-1/4	9-1/2	32958	—	1	50
9-1/4	9-1/2	9-3/4	32942	—	1	50
9-1/2	9-3/4	10	32799	—	1	50
9-3/4	10	10-1/4	32943	—	1	50
10	10-1/4	10-1/2	32944	—	1	50
10-1/2	10-3/4	11	0120937	—	1	50
11	11-1/4	11-1/2	0120939	—	1	50
11-1/2	11-3/4	12	0120941	—	1	50
12	12-1/4	12-1/2	0120943	—	1	50

1-1/8"-8 Diameter

1st Thrd. Lgth.	Approx. Total Lgth. min.	Approx. Total Lgth. max.	Plain Part No.	UOM /100	Pkg. Qty.	Case Qty.
4-3/4	5	5-1/4	0128607	^—	1	80
5	5-1/4	5-1/2	32959	—	1	80
5-1/2	5-3/4	6	32960	—	1	75
5-3/4	6	6-1/4	32946	—	1	70
6	6-1/4	6-1/2	32961	—	1	60
6-1/4	6-1/2	6-3/4	32947	—	1	60
6-1/2	6-3/4	7	32962	—	1	60
6-3/4	7	7-1/4	32818	—	1	60
7	7-1/4	7-1/2	32963	—	1	50
7-1/4	7-1/2	7-3/4	32819	—	1	50
7-1/2	7-3/4	8	32964	—	1	50
7-3/4	8	8-1/4	32820	—	1	50
8	8-1/4	8-1/2	32965	—	1	50
8-1/4	8-1/2	8-3/4	32821	—	1	50
8-1/2	8-3/4	9	32966	—	1	40
9	9-1/4	9-1/2	32967	—	1	40
9-1/4	9-1/2	9-3/4	32968	—	1	40
9-1/2	9-3/4	10	32969	—	1	40
10	10-1/4	10-1/2	32971	—	1	40

1-1/4"-8 Diameter

1st Thrd. Lgth.	Approx. Total Lgth. min.	Approx. Total Lgth. max.	Part No.	Pkg. Qty.	Case Qty.	UOM /100
6	6-1/4	6-1/2	32976	1	50	^—
6-1/2	6-3/4	7	32977	1	50	—
7	7-1/4	7-1/2	32978	1	40	—
7-1/4	7-1/2	7-3/4	32825	1	40	—
7-1/2	7-3/4	8	32979	1	40	—
8	8-1/4	8-1/2	32980	1	40	—
8-1/4	8-1/2	8-3/4	32828	1	40	—
8-1/2	8-3/4	9	32981	1	35	—
8-3/4	9	9-1/4	32829	1	35	—
9	9-1/4	9-1/2	32982	1	35	—
9-1/4	9-1/2	9-3/4	32983	1	35	—
9-1/2	9-3/4	10	32984	1	30	—
10	10-1/4	10-1/2	32986	1	30	—
10-1/4	10-1/2	10-3/4	32987	1	30	—
10-1/2	10-3/4	11	32988	1	30	—
11	11-1/4	11-1/2	32830	1	30	—

1-3/8"-8 Diameter

1st Thrd. Lgth.	Approx. Total Lgth. min.	Approx. Total Lgth. max.	Part No.	Pkg. Qty.	Case Qty.	UOM /100
7	7-1/4	7-1/2	32835	1	35	^—
7-1/2	7-3/4	8	32838	1	35	—
8	8-1/4	8-1/2	32840	1	30	—
8-1/2	8-3/4	9	32842	1	30	—
9	9-1/4	9-1/2	32990	1	30	—
9-1/4	9-1/2	9-3/4	32844	1	25	—
9-1/2	9-3/4	10	32845	1	25	—
10	10-1/4	10-1/2	32992	1	25	—
10-1/2	10-3/4	11	32994	1	25	—
10-3/4	11	11-1/4	32995	1	25	—
11	11-1/4	11-1/2	32996	1	20	—
12-1/4	12-1/2	12-3/4	33253	1	20	—

1-1/2"-8 Diameter

1st Thrd. Lgth.	Approx. Total Lgth. min.	Approx. Total Lgth. max.	Part No.	Pkg. Qty.	Case Qty.	UOM /100
7	7-1/4	7-1/2	0128608	1	25	^—
8	8-1/4	8-1/2	33257	1	25	—
8-1/2	8-3/4	9	33259	1	25	—
9	9-1/4	9-1/2	33261	1	20	—
9-1/4	9-1/2	9-3/4	33262	1	20	—
9-1/2	9-3/4	10	33263	1	20	—
10	10-1/4	10-1/2	33265	1	20	—
10-1/2	10-3/4	11	33267	1	20	—
11	11-1/4	11-1/2	33269	1	20	—

Full Threaded Studs

Full Threaded Studs Cont.

Length	1-5/8-8 Part No.	1-5/8-8 UOM /100	1-3/4-8 Part No.	1-3/4-8 UOM /100	1-7/8-8 Part No.	1-7/8-8 UOM /100	2"-8 Part No.	2"-8 UOM /100
9	0134719	^—						
9-1/4	0134720	—						
9-1/2	0134721	—						
9-3/4	0134722	—	0134743	—				
10	0134723	—	0134744	—				
10-1/4	0134724	—	0134745	—				
10-1/2	0134725	—	0134746	—				
10-3/4	0134726	—	0134747	—	0134768	—		
11	0134727	—	0134748	—	0134769	—		
11-1/4	0134728	—	0134749	—	0134770	—		
11-1/2	0134729	—	0134750	—	0134771	—		
11-3/4	0134730	—	0134751	—	0134772	—	0134693	—
12	0134731	—	0134752	—	0134773	—	0134694	—
12-1/4	0134732	—	0134753	—	0134774	—	0134695	—
12-1/2	0134733	—	0134754	—	0134675	—	0134696	—
12-3/4	0134734	—	0134755	—	0134676	—	0134697	—

Length	1-5/8-8 Part No.	1-5/8-8 UOM /100	1-3/4-8 Part No.	1-3/4-8 UOM /100	1-7/8-8 Part No.	1-7/8-8 UOM /100	2"-8 Part No.	2"-8 UOM /100
13	0134735	—	0134756	—	0134677	—	0134698	—
13-1/4	0134736	—	0134757	—	0134678	—	0134699	—
13-1/2	0134737	—	0134758	—	0134679	—	0134700	—
13-3/4	0134738	—	0134759	—	0134680	—	0134701	—
14	0134739	—	0134760	—	0134681	—	0134702	—
14-1/4	0134740	—	0134761	—	0134682	—		
14-1/2	0134741	—	0134762	—	0134683	—		
14-3/4	0134742	—	0134763	—	0134684	—		
15			0134764	—	0134685	—		
15-1/4			0134765	—	0134687	—		
15-1/2			0134766	—	0134688	—	0134708	—
15-3/4			0134767	—	0134689	—	0134709	—
16-1/4					0134690	—	0134710	—
16-1/2					0134691	—		
16-3/4					0134692	—	0134712	—
16-3/4							0134713	—
17							0134714	—
17-1/4							0134715	—
17-1/2							0134716	—
17-3/4							0134717	—

B-7 Plain Finish Full Threaded Studs (2H Nuts Included)

ASTM A193

Length	1/2-13 Part No.	1/2-13 Price /100	5/8-11 Part No.	5/8-11 UOM /100	3/4-10 Part No.	3/4-10 UOM /100	7/8-9 Part No.	7/8-9 UOM /100	1-8 Part No.	1-8 UOM /100
2	0133627	^—	0133644	^—						
2-1/4	0133628	—	0133645	—						
2-1/2	0133629	—	0133646	—						
2-3/4"			0133647	—						
3	0133631	—	0133648	—	0133669	^—	0133694	^—		
3-1/4"			0133649	—	0133670	—	0133695	—		
3-1/2	0133633	—	0133650	—	0133671	—	0133696	—		
3-3/4							0133697	—		
4	0133635	—	0133652	—	0133673	—	0133698	—	0133719	^—
4-1/4	0133636	—	0133653	—	0133674	—	0133699	—	0133720	—
8-1/2							0133700	—	0133737	—
4-3/4	0133638	—	0133655	—	0133676	—	0133701	—	0133722	—
5	0133639	—	0133656	—	0133677	—	0133702	—	0133723	—
5-1/4	0133640	—	0133657	—	0133678	—	0133703	—	0133724	—
5-1/2	0133641	—	0133658	—	0133679	—	0133704	—	0133725	—
5-3/4	0133642	—	0133659	—	0133680	—	0133705	—	0133726	—
6"			0133660	—	0133681	—	0133706	—	0133727	—
6-1/4"			0133661	—	0133682	—	0133707	—	0133728	—
6-1/2"			0133662	—	0133683	—	0133708	—	0133729	—
6-3/4"			0133663	—	0133684	—	0133709	—	0133730	—
7-1/4"			0133665	—	0133686	—	0133711	—	0133732	—
7-1/2"			0133666	—	0133687	—	0133712	—	0133733	—
7-3/4"			0133667	—	0133688	—	0133713	—	0133734	—
8"			0133668	—	0133689	—	0133714	—	0133735	—
8-1/4"					0133690	—	0133715	—	0133736	—
8-1/2			0136984	—	0133691	—	0133716	—		
8-3/4"					0133692	—	0133717	—	0133738	—
9"					0133693	—	0133718	—	0133739	—
9-1/4									0133740	—
9-1/2									0133741	—
9-3/4									0133742	—
10			0136985	—	0136986	—			0133743	—

Full Threaded Studs Cont.

B-7 Plain Finish Full Threaded Studs (2H Nuts Included)

ASTM A193

Length	1 1/4-8 Part No.	1 1/4-8 Price /100	1 3/8-8 Part No.	1 3/8-8 UOM /100	1 1/2-8 Part No.	1 1/2-8 UOM /100	1 3/4-8 Part No.	1 3/4-8 UOM /100	1 7/8-8 Part No.	1 7/8-8 UOM /100
6	0133794	^—								
6-1/4	0133795	—								
6-1/2	0133796	—								
6-3/4	0133797	—								
7	0133798	—	0133769	^—						
7-1/4	0133799	—	0133770	—						
7-1/2	0133800	—	0133771	—						
7-3/4	0133801	—	0133772	—						
8	0133802	—	0133773	—	0136989	^—				
8-1/4	0133803	—	0133774	—						
8-1/2	0133804	—	0133775	—						
8-3/4	0133805	—	0133776	—						
9	0133806	—	0133777	—						
9-1/4	0133807	—	0133778	—						
9-3/4	0133809	—	0133780	—						
10	0133810	—	0133781	—			0133844	^—		
10-1/4	0133811	—	0133782	—			0133845	—		
10-1/2	0133812	—	0133783	—			0133846	—		
10-3/4	0136974	—	0133784	—			0133847	—		
11	0136975	—	0133785	—			0133848	—	0133869	^—
11-1/4	0136976	—					0133849	—	0133870	—
11-1/2	0136977	—	0133787	—			0133850	—	0133871	—
11-3/4	0136978	—	0133788	—			0133851	—	0133872	—
11-1/4	0133818	—	0133786	—			0133852	—	0133873	—

B-7 Zinc Plated Full Threaded Studs

ASTM Grade A193

Length	Pkg.Qty	Case Qty.	1/2-13 Part No.	1/2-13 UOM /100	5/8-11 Part No.	5/8-11 UOM /100	3/4-10 Part No.	3/4-10 UOM /100	7/8-9 Part No.	7/8-9 UOM /100	1"-8 Part No.	1"-8 UOM /100	1-1/8-8 Part No.	1-1/8-8 UOM /100
2	1	50	0155100	^—	0155125	^—								
2-1/4	1	50	0155101	—	0155126	—								
2-1/2	1	50	0155102	—	0155127	—								
2-3/4	1	50	0155103	—	0155128	—								
3	1	50	0155104	—	0155129	—	0155158	—	0155195	—				
3-1/4	1	50	0155105	—	0155130	—	0155159	—	0155196	—				
3-1/2	1	50	0155106	—	0155131	—	0155160	—	0155197	—				
3-3/4	1	50	0155107	—	0155132	—	0155161	—	0155198	—				
4	1	50	0155108	—	0155133	—	0155162	—	0155199	—	0155232	—		
4-1/4	1	50	0155109	—	0155134	—	0155163	—	0155200	—	0155233	—		
4-1/2	1	50	0155110	—	0155135	—	0155164	—	0155201	—	0155234	—		
4-3/4	1	50	0155111	—	0155136	—	0155165	—	0155202	—	0155235	—	0155265	—
5	1	50	0155112	—	0155137	—	0155166	—	0155203	—	0155236	—	0155266	—
5-1/4	1	50	0155113	—	0155138	—	0155167	—	0155204	—	0155237	—	0155267	—
5-1/2	1	50	0155114	—	0155139	—	0155168	—	0155205	—	0155238	—	0155268	—
5-3/4	1	50	0155115	—	0155140	—	0155169	—	0155206	—	0155239	—	0155269	—
6	1	50	0155116	—	0155141	—	0155170	—	0155207	—	0155240	—	0155270	—
6-1/4	1	50	0155117	—	0155142	—	0155171	—	0155208	—	0155241	—	0155271	—
6-1/2	1	50	0155118	—	0155143	—	0155172	—	0155209	—	0155242	—	0155272	—
6-3/4	1	50	0155119	—	0155144	—	0155173	—	0155210	—	0155243	—	0155273	—
7	1	50	0155120	—	0155145	—	0155174	—	0155211	—	0155244	—	0155274	—
7-1/4	1	50	0155121	—	0155146	—	0155175	—	0155212	—	0155245	—	0155275	—
7-1/2	1	50	0155122	—	0155147	—	0155176	—	0155213	—	0155246	—	0155276	—
7-3/4	1	50	0155123	—	0155148	—	0155177	—	0155214	—	0155247	—	0155277	—
8	1	50	0155124	—	0155149	—	0155178	—	0155215	—	0155248	—	0155278	—
8-1/4	1	50			0155150	—	0155179	—	0155216	—	0155249	—	0155279	—
8-1/2	1	50			0155151	—	0155180	—	0155217	—	0155250	—	0155280	—
8-3/4	1	50			0155152	—	0155181	—	0155218	—	0155251	—	0155281	—
9	1	50			0155153	—	0155182	—	0155219	—	0155252	—	0155282	—
9-1/4	1	50			0155154	—	0155183	—	0155220	—	0155253	—	0155283	—
9-1/2	1	50			0155155	—	0155184	—	0155221	—	0155254	—	0155284	—
9-3/4	1	50			0155156	—	0155185	—	0155222	—	0155255	—	0155285	—
10	1	50			0155157	—	0155186	—	0155223	—	0155256	—	0155286	—
10-1/4	1	50					0155187	—	0155224	—	0155257	—	0155287	—
10-1/2	1	50					0155188	—	0155225	—	0155258	—	0155288	—
10-3/4	1	50					0155189	—	0155226	—	0155259	—	0155289	—
11	1	50					0155190	—	0155227	—	0155260	—	0155290	—
11-1/4	1	50					0155191	—	0155228	—	0155261	—	0155291	—
11-1/2	1	50					0155192	—	0155229	—	0155262	—	0155292	—
11-3/4	1	50					0155193	—	0155230	—	0155263	—	0155293	—
12	1	50					0155194	—	0155231	—	0155264	—	0155294	—

Specifications: Studs are in accordance to ASTM A193 B7.Length is measured from first full thread to first full thread.

Full Threaded Studs

Full Threaded Studs Cont.

B-7 Zinc Plated Full Threaded Studs

ASTM Grade A193

			1-1/4-8		1-3/8-8		1-1/2-8		1-5/8-8		1-3/4-8		1-7/8-8		2"-8	
Length	Pkg. Qty.	Case Qty.	Part No.	UOM /100	Part No.	UOM /100	Part No.	UOM /100	Part No.	UOM /100	Part No.	UOM /100	Part No.	UOM /100	Part No.	UOM /100
6	1	50	0155295	^—	0155320	^—										
6-1/4	1	50	0155296	—												
6-1/2	1	50	0155297	—												
6-3/4	1	50	0155298	—												
7	1	50	0155299	—	0155321	—										
7-1/4	1	50	0155300	—	0155322	—										
7-1/2	1	50	0155301	—	0155323	—										
7-3/4	1	50	0155302	—	0155324	—										
8	1	50	0155303	—	0155325	—	0155346	—								
8-1/4	1	50	0155304	—	0155326	—	0155347	—								
8-1/2	1	50	0155305	—	0155327	—	0155348	—								
8-3/4	1	50	0155306	—	0155328	—	0155349	—								
9	1	50	0155307	—	0155329	—	0155350	—	0155371	—						
9-1/4	1	50	0155308	—	0155330	—	0155351	—	0155372	—						
9-1/2	1	50	0155309	—	0155331	—	0155352	—	0155373	—						
9-3/4	1	50	0155310	—	0155332	—	0155353	—	0155374	—	0155395	—				
10	1	50	0155311	—	0155333	—	0155354	—	0155375	—	0155396	—				
10-1/4	1	50	0155312	—	0155334	—	0155355	—	0155376	—	0155397	—				
10-1/2	1	50	0155313	—	0155335	—	0155356	—	0155377	—	0155398	—				
10-3/4	1	50	0155314	—	0155336	—	0155357	—	0155378	—	0155399	—				
11	1	50	0155315	—	0155337	—	0155358	—	0155379	—	0155400	—	0155421	—		
11-1/4	1	50	0155316	—	0155338	—	0155359	—	0155380	—	0155401	—	0155422	—		
11-1/2	1	50	0155317	—	0155339	—	0155360	—	0155381	—	0155402	—	0155423	—		
11-3/4	1	50	0155318	—	0155340	—	0155361	—	0155382	—	0155403	—	0155424	—		
12	1	50	0155319	—	0155341	—	0155362	—	0155383	—	0155404	—	0155425	—	0155446	—

Specifications: Studs are in accordance to ASTM A193 B7.Length is measured from first full thread to first full thread.

Full Threaded Studs Cont.

3/8"-16 Diameter B-8 Full Threaded Studs

ASTM Grade A193

3/8"-16 Diameter

1st Thrd. Lgth.	Approx. Overall Lgth. min.	Approx. Overall Lgth. max.	Part No.	Pkg. Qty.	Case Qty.	UOM /100
2	2-1/8	2-1/4	0121487	25	1000	^—
2-1/2	2-5/8	2-3/4	0121489	25	900	—
3	3-1/8	3-1/4	0121491	25	700	—
3-1/4	3-3/8	3-1/2	0121492	25	650	—
3-1/2	3-5/8	3-3/4	0121493	25	600	—
4	4-1/8	4-1/4	0121495	10	550	—
4-1/2	4-5/8	4-3/4	0121497	10	500	—
5	5-1/8	5-1/4	0121499	10	450	—

1/2"-13 Diameter B-8 Full Threaded Studs

ASTM Grade A193

1/2"-13 Diameter

1st Thrd. Lgth.	Approx. Overall Lgth. min.	Approx. Overall Lgth. max.	Part No.	Pkg. Qty.	Case Qty.	UOM /100
2	2-3/16	2-3/8	0121500	10	1000	^—
2-1/4	2-7/16	2-5/8	0121501	10	1000	—
2-1/2	2-11/16	2-7/8	0121502	10	900	—
2-3/4	2-15/16	3-1/8	0121503	10	750	—
3	3-3/16	3-3/8	0121504	10	700	—
3-1/2	3-11/16	3-7/8	0121506	10	600	—
4	4-3/16	4-3/8	0121508	5	550	—
4-1/2	4-11/16	4-7/8	0121510	5	500	—
5	5-3/16	5-3/8	0121512	5	450	—
5-1/2	5-11/16	5-7/8	0121514	5	400	—
6	6-3/16	6.3/8	0121516	5	375	—
6-1/2	6-11/16	6-7/8	0121518	1	325	—
7	7-3/16	7-3/8	0121520	1	300	—
7-1/2	7-11/16	7-7/8	0121522	1	200	—
8	8-3/16	8-3/8	0121524	1	200	—

5/8"-11 Diameter B-8 Full Threaded Studs

ASTM Grade A193

5/8"-11 Diameter

1st Thrd. Lgth.	Approx. Overall Lgth. min.	Approx. Overall Lgth. max.	Part No.	Pkg. Qty.	Case Qty.	UOM /100
2	2-3/16	2-3/8	0121525	5	600	^—
2-1/2	2-11/16	2-7/8	0121527	5	550	—
2-3/4	2-15/16	3-1/8	0121528	5	500	—
3	3-3/16	3-3/8	0121529	5	450	—
3-1/4	3-7/16	3-5/8	0121530	5	400	—
3-1/2	3-11/16	3-7/8	0121531	5	400	—
3-3/4	3-15/16	4-1/8	0121532	5	350	—
4	4-3/16	4-3/8	0121533	1	350	—
4-1/2	4-11/16	4-7/8	0121535	1	300	—
5	5-3/16	5-3/8	0121537	1	250	—
5-1/2	5-11/16	5-7/8	0121539	1	250	—
6	6-3/16	6-3/8	0121541	1	225	—
6-1/2	6-11/16	6-7/8	0121543	1	200	—
7	7-3/16	7-3/8	0121545	1	200	—
7-1/2	7-11/16	7-7/8	0121547	1	175	—
8	8-3/16	8-3/8	0121549	1	175	—

3/4"-10 Diameter B-8 Full Threaded Studs

ASTM Grade A193

3/4"-10 Diameter

1st Thrd. Lgth.	Approx. Overall Lgth. min.	Approx. Overall Lgth. max.	Part No.	Pkg. Qty.	Case Qty.	UOM /100
3	3-1/4	3-1/2	0121550	5	300	^—
3-1/2	3-3/4	4	0121552	5	250	—
3-3/4	4	4-1/4	0121553	5	250	—
4	4-1/4	4-1/2	0121554	1	225	—
4-1/4	4-1/2	4-3/4	0121555	1	225	—
4-1/2	4-3/4	5	0121556	1	200	—
5	5-1/4	5-1/2	0121558	1	175	—
5-1/2	5-3/4	6	0121560	1	175	—
6	6-1/4	6-1/2	0121562	1	150	—

1-1/2"-8 Diameter B-8 Full Threaded Studs

ASTM Grade A193

1-1/2"-8 Diameter

1st Thrd. Lgth.	Approx. Overall Lgth. min.	Approx. Overall Lgth. max.	Part No.	Pkg. Qty.	Case Qty.	UOM /100
8	8-1/4	8-1/2	0121700	1	25	^—
8-1/4	8-1/2	8-3/4	0121701	1	25	—
8-1/2	8-3/4	9	0121702	1	25	—
8-3/4	9	9-1/4	0121703	1	25	—
9	9-1/4	9-1/2	0121704	1	20	—
9-1/4	9-1/2	9-3/4	0121705	1	20	—
9-1/2	9-3/4	10	0121706	1	20	—
9-3/4	10	0-1/4	0121707	1	20	—
10	10-1/4	0-1/2	0121708	1	20	—
10-1/4	10-1/2	0-3/4	0121709	1	20	—
10-1/2	10-3/4	11	0121710	1	20	—
10-3/4	11	1-1/4	0121711	1	20	—
11	11-1/4	1-1/2	0121712	1	20	—
11-1/4	11-1/2	1-3/4	0121713	1	15	—
11-1/2	11-3/4	12	0121714	1	15	—
11-3/4	12	2-1/4	0121715	1	15	—
12	12-1/4	2-1/2	0121716	1	15	—
12-1/4	12-1/2	2-3/4	0121717	1	15	—
12-1/2	12-3/4	13	0121718	1	15	—
12-3/4	13	3-1/4	0121719	1	15	—
13	13-1/4	3-1/2	0121720	1	15	—
13-1/4	13-1/2	3-3/4	0121721	1	15	—
13-1/2	13-3/4	14	0121722	1	15	—
13-3/4	14	4-1/4	0121723	1	15	—
14	14-1/4	4-1/2	0121724	1	15	—

S & S Hinge Company

Stainless Steel Continuous Hinge-No Holes

Gauge	Open Width	Pin Dia.	Knuckle Lgth.	Length	Part No.
.035	3/4	.085	1/4	6 ft.	0163501
.035	1-1/6	.085	1/4	6 ft.	0163502
.035	1-1/4	.085	1/4	6 ft.	0163503
.035	1-1/2	.085	1/4	6 ft.	0163504
.035	2	.085	1/4	6 ft.	0163505
.040	1-1/16	.091	1/2	6 ft.	0163511
.040	1-1/4	.091	1/2	6 ft.	0163512
.040	1-1/2	.091	1/2	6 ft.	0163513
.040	2	.091	1/2	6 ft.	0163514
.050	1-1/16	.120	1/2	6 ft.	0163519
.050	1-1/4	.120	1/2	6 ft.	0163520
.050	1-1/2	.120	1/2	6 ft.	0163521
.050	2	.120	1/2	6 ft.	0163522
.050	2-1/2	.120	1/2	6 ft.	0163523
.050	3	.120	1/2	6 ft.	0163524
.050	1-1/16	.120	1/2	8 ft.	0163525
.050	1-1/4	.120	1/2	8 ft.	0163526
.050	1-1/2	.120	1/2	8 ft.	0163527
.050	2	.120	1/2	8 ft.	0163528
.050	2-1/2	.120	1/2	8 ft.	0163529
.050	3	.120	1/2	8 ft.	0163530
.060	1-1/16	.120	1/2	6 ft.	0163531
.060	1-1/4	.120	1/2	6 ft.	0163532
.060	1-3/4	.120	1/2	6 ft.	0163533
.060	2-1/2	.120	1/2	6 ft.	0163534
.060	3	.120	1/2	6 ft.	0163535
.060	3-1/2	.120	1/2	6 ft.	0163536
.060	4	.120	1/2	6 ft.	0163537
.060	1-1/16	.120	1/2	8 ft.	0163538
.060	1-1/4	.120	1/2	8 ft.	0163539
.060	1-1/2	.120	1/2	8 ft.	0163540
.060	1-3/4	.120	1/2	8 ft.	0163541
.060	2	.120	1/2	8 ft.	0163542
.060	2-1/2	.120	1/2	8 ft.	0163543
.060	3	.120	1/2	8 ft.	0163544
.060	3-1/2	.120	1/2	8 ft.	0163545
.060	4	.120	1/2	8 ft.	0163546
.060	1-1/2	.187	5/8	6 ft.	0163547
.060	2	.187	5/8	6 ft.	0163548
.060	2-1/2	.187	5/8	6 ft.	0163549
.060	3	.187	5/8	6 ft.	0163550
.060	1-1/2	.187	5/8	8 ft.	0163551
.060	2	.187	5/8	8 ft.	0163552
.060	2-1/2	.187	5/8	8 ft.	0163553
.060	3	.187	5/8	8 ft.	0163554
.070	1-1/2	.250	1	6 ft.	0163555
.070	2	.250	1	6 ft.	0163556
.070	2-1/2	.250	1	6 ft.	0163557
.070	3	.250	1	6 ft.	0163558
.070	3-1/2	.250	1	6 ft.	0163559
.070	4	.250	1	6 ft.	0163560
.070	1-1/2	.250	1	8 ft.	0163561
.070	2	.250	1	8 ft.	0163562
.070	2-1/2	.250	1	8 ft.	0163563
.070	3	.250	1	8 ft.	0163564
.070	3-1/2	.250	1	8 ft.	0163565
.070	4	.250	1	8 ft.	0163566

S & S Hinge Company Cont.

Aluminum Continuous Hinge - No Holes

Gauge	Open Width	Pin Dia.	Knuckle Lgth.	Length (ft)	Part No.
.040	1-1/16	.091	1/2	6	0163567
.040	1-1/4	.091	1/2	6	0163568
.040	1-1/2	.091	1/2	6	0163569
.040	2	.091	1/2	6	0163570
.050	1-1/16	.120	1/2	6	0163575
.050	1-1/4	.120	1/2	6	0163576
.050	1-1/2	.120	1/2	6	0163577
.050	2	.120	1/2	6	0163578
.050	2-1/2	.120	1/2	6	0163579
.050	3	.120	1/2	6	0163580
.050	1-1/16	.120	1/2	8	0163581
.050	1-1/4	.120	1/2	8	0163582
.050	1-1/2	.120	1/2	8	0163583
.050	2	.120	1/2	8	0163584
.050	2-1/2	.120	1/2	8	0163585
.050	3	.120	1/2	8	0163586
.060	1-1/16	.120	1/2	6	0163587
.060	1-1/4	.120	1/2	6	0163588
.060	1-3/4	.120	1/2	6	0163590
.060	2	.120	1/2	6	0163591
.060	2-1/2	.120	1/2	6	0163592
.060	3	.120	1/2	6	0163593
.060	3-1/2	.120	1/2	6	0163594
.060	4	.120	1/2	6	0163595
.060	1-1/16	.120	1/2	8	0163596
.060	1-1/4	.120	1/2	8	0163597
.060	1-1/2	.120	1/2	8	0163598
.060	1-3/4	.120	1/2	8	0163599
.060	2	.120	1/2	8	0163600
.060	2-1/2	.120	1/2	8	0163601
.060	3	.120	1/2	8	0163602
.060	3-1/2	.120	1/2	8	0163603
.060	4	.120	1/2	8	0163604

Steel Continuous Hinge - No Holes

Gauge	Open Width	Pin Dia.	Knuckle Lgth.	Length (ft)	Part No.
.035	3/4	.085	1/4	6	0163443
.035	1-1/16	.085	1/4	6	63172
.035	1-1/4	.085	1/4	6	0163444
.035	1-1/2	.085	1/4	6	63171
.035	2	.085	1/4	6	0163445
.040	1-1/16	.091	1/2	6	0163451
.040	1-1/4	.091	1/2	6	0163452
.040	1-1/2	.091	1/2	6	0163453
.040	2	.091	1/2	6	0163454
.050	1-1/16	.120	1/2	6	0163459
.050	1-1/4	.120	1/2	6	0163460
.050	1-1/2	.120	1/2	6	0163461
.050	2	.120	1/2	6	0163462
.050	2-1/2	.120	1/2	6	0163463
.050	3	.120	1/2	6	0163464
.050	1-1/16	.120	1/2	8	0163465
.050	1-1/4	.120	1/2	8	0163466
.050	1-1/2	.120	1/2	8	0163467
.050	2	.120	1/2	8	0163468
.050	2-1/2	.120	1/2	8	0163469
.050	3	.120	1/2	8	0163470

Gauge	Open Width	Pin Dia.	Knuckle Lgth.	Length (ft)	Part No.
.060	1-1/16	.120	1/2	6	0163471
.060	1-1/4	.120	1/2	6	0163472
.060	1-1/2	.120	1/2	6	63173
.060	1-3/4	.120	1/2	6	0163473
.060	2	.120	1/2	6	63174
.060	2-1/2	.120	1/2	6	0163474
.060	3	.120	1/2	6	63176
.060	3-1/2	.120	1/2	6	0163475
.060	4	.120	1/2	6	0163476
.060	1-1/16	.120	1/2	8	0163477
.060	1-1/4	.120	1/2	8	0163478
.060	1-1/2	.120	1/2	8	0163479
.060	1-3/4	.120	1/2	8	0163480
.060	2	.120	1/2	8	63183
.060	2-1/2	.120	1/2	8	0163481
.060	3	.120	1/2	8	0163482
.060	3-1/2	.120	1/2	8	0163483
.060	4	.120	1/2	8	0163484
.060	1-1/2	.187	5/8	6	0163485
.060	2	.187	1	6	63178
.060	2-1/2	.187	5/8	6	0163486
.060	3	.187	5/8	6	0163487
.060	1-1/2	.187	5/8	8	0163488
.060	2	.187	5/8	8	0163489
.060	2-1/2	.187	5/8	8	0163490
.060	3	.187	5/8	8	0163491
.070	1-1/2	.250	1	6	0163492
.075	2	.250	1	6	63181
.075	2-1/2	.250	1	6	63180
.070	3	.250	1	6	0163493
.070	3-1/2	.250	1	6	0163494
.070	4	.250	1	6	0163495
.070	1-1/2	.250	1	8	0163496
.070	2	.250	1	8	0163497
.070	2-1/2	.250	1	8	0163498
.075	3	.250	1	6	63182
.070	3-1/2	.250	1	8	0163499
.070	4	.250	1	8	0163500

Nickel Pre-Plated Steel Continuous Hinge - With Holes

Gauge	Open Width	Pin Dia.	Knuckle Lgth.	Length (ft)	Part No.
.040	1-1/16	.091	1/2	6	0163613
.040	1-1/4	.091	1/2	6	0163614
.040	1-1/2	.091	1/2	6	0163615
.040	2	.091	1/2	6	0163616

Brite-Annealed Stainless Steel Continuous Hinge - With Holes

Gauge	Open Width	Pin Dia.	Knuckle Lgth.	Length (ft)	Part No.
.040	1-1/16	.091	1/2	6	0163605
.040	1-1/4	.091	1/2	6	0163606
.040	1-1/2	.091	1/2	6	0163607
.040	2	.091	1/2	6	0163608

Brass Pre-Plated Steel Continuous Hinge - With Holes

Gauge	Open Width	Pin Dia.	Knuckle Lgth.	Length (ft)	Part No.
.040	1-1/16	.091	1/2	6	0163609
.040	1-1/4	.091	1/2	6	0163610
.040	1-1/2	.091	1/2	6	0163611
.040	2	.091	1/2	6	0163612

Hinges and Misc. Hardware

Hinges and Misc. Hardware

Door Pull

Description	Part No.	Pkg. Qty.	Vendor No.
6-1/2" SPB4	0129709	20	226407
V4 6-1/2 Door Pull	0129710	5	110115
6-1/2" V4	0129711	5	243907
6-1/2" V5	0129712	5	100222
6-1/2" V5	0129713	5	243915
6-3/4" V6	0129714	5	100339
6-3/4" SPB6	0129715	10	226415
6-3/4" V6	0129716	5	100313
10" DPB7	0129717	5	100370

Safety Hasp

Description	Part No.	Pkg. Qty.	Vendor No.
V30 2.5 Sfty Hasp Z	0129725	5	102145
2-1/2" SPB30	0129726	20	226431
3-1/4" SPB30	0129727	40	226456
4-1/2" SPB30	0129728	25	226464
6" SPB30	0129729	10	226472
3-1/4" V30	0129730	5	102277
4-1/2" V30	0129731	5	102384

Swivel Hasp

Description	Part No.	Pkg. Qty.	Vendor No.
3-1/4" SPB32	0129732	20	226480
4-1/2" SPB32	0129733	20	226498
3-1/4" V32	0129734	5	102855
4-1/2" V32	0129735	5	102921

Ex Heavy Hasp

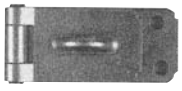

Description	Part No.	Pkg. Qty.	Vendor No.
7-1/4" Heavy Duty SPB33	0129736	5	226514
V33 7-1/4HvyHngeHasp	0129737	2	103176

Plate Staple



Description	Part No.	Pkg. Qty.	Vendor No.
2-1/4X1-7/8" fits 33 Series	0129738	15	236828
1X7/8" fits 2-1/2" 30 Series	0129722	20	102574
1-5/8X1-1/4" fits 3-1/4,4-1/2" 30 & 34 Series	0129723	20	102624
1-5/8X1-1/4" fits 3-1/4,4-1/2" 30 & 34 Series	0129724	20	155820

Double Hasp



Description	Part No.	Pkg. Qty.	Vendor No.
3-1/4" SPB34	0129739	15	226522
4-1/2" V34	0129740	5	103291

Draw Hasp

Description	Part No.	Pkg. Qty.	Vendor No.
4" V35	0129741	5	210872

Corner Brace

Description	Part No.	Pkg. Qty.	Vendor No.
1x1/2" SP115	0129751	1	266288
1-1/2X5/8" SPB115	0129752	4	227397
2X5/8" SPB115	0129753	4	227405
2-1/2X5/8" SPB115	0129754	4	227413
3X3/4" SPB115	0129755	4	227421
3-1/2X3/4" SPB115	0129756	4	234575
1x1/2" 115BC	0129757	1	266270
1-1/2X5/8" 115BC	0129758	1	266304
2X5/8" 115BC	0129759	1	266361
2-1/2X5/8" SP115	0129760	1	266346
3X3/4" 115BC	0129761	1	266395
3-1/2X3/4" 115BC	0129762	1	241042
4X7/8" 115BC	0129763	1	220145
5X1" SP115BC	0129764	1	220269
6X1-1/8" SP115BC	0129765	1	220277
8X1-1/4" SP115BC	0129766	1	236604
10X1-1/4" SP115BC	0129767	1	236596

Flat Brace Zinc

Description	Part No.	Pkg. Qty.	Vendor No.
SPB117 3"FltCrnBrace	0129772	10	226738
SPB117 3.5FltCrnBrc	0129773	10	226746
SPB117 4"FltCrnBrace	0129774	10	226753
1-1/2X3/8" MPB117	0129775	4	226670
MPB117 2"FltCrnBrace	0129776	15	226696
1-1/2X3/8" 117BC	0129777	1	266460
2X3/8" 117BC	0129778	1	266486
2-1/2X3/8" 117BC	0129779	1	266502
3X1/2" 117BC	0129780	1	266528
3-1/2X3/8" 117BC	0129781	1	266544
4X3/4" 117BC	0129782	1	266569
5X7/8" 117BC	0129783	1	234955

Mending Brace Zinc

Description	Part No.	Pkg. Qty.	Vendor No.
SPB118 3x5/8MendBrc	0129785	30	226787
SPB118 4x5/8MendBrc	0129786	20	226803
MPB118 2x1/2MendBrc	0129787	30	226761
2X1/2" 118BC	0129788	1	272716
3X5/8" 118BC	0129789	1	272724
4X5/8" 118BC	0129790	1	272732
5X5/8" 118BC	0129791	1	272740
6X3/4" 118BC	0129792	1	220285
8X7/8" 118BC	0129793	1	220392
10X1" 118BC	0129794	1	220400
12X1-1/8" 118BC	0129795	1	234997
1-1/2X1-3/8" MPB119	0129796	4	234781

Spring Hinge Zinc



Description	Part No.	Pkg. Qty.	Vendor No.
3" 2 Pack V123	0129799	2	114801
3" Adjustable 2 Pack V125	0129800	2	115055
3" Adjustable 2 Pack V126	0129801	2	115188

Double Act Spring Hinge

Description	Part No.	Pkg. Qty.	Vendor No.
SC127 3"DblSprngHing	0129802	1	237487

Sash Lift/Pull

Description	Part No.	Pkg. Qty.	Vendor No.
4" SPB170 2 Pack	0129803	20	187591
4" SPB170 2 Pack	0129804	20	172676
V170 4" Sash Lift Z	0129805	5	116533
6-1/2" SPB171	0129806	15	226845
6-1/2" V171	0129807	5	116715
5-1/2" SPB172	0129808	20	226860
V172 5-1/2" Pull Z	0129809	5	116855

Chest Handle

Description	Part No.	Pkg. Qty.	Vendor No.
2-3/4" SPB175	0129810	20	237347
3-1/2" SPB175	0129811	15	226886
V175 2-3/4SrfChstHnd	0129812	5	N203-760
3-1/2" V175	0129813	5	117002

Shelf Bracket

Description	Part No.	Pkg. Qty.	Vendor No.
SPB280 4LtStrapHnge	0129820	10	227009
SPB280 5LtStrapHnge	0129821	10	227017
MPB280 2LtStrapHnge	0129822	10	226985
MPB280 3LtStrapHnge	0129823	10	226993
2" 280BC	0129824	10	127357
3" 280BC	0129825	10	127431
4" 280BC	0129826	10	127506
5" 280BC	0129827	10	127597
6" 280BC	0129828	10	127639

Hinges and Misc. Hardware Cont.

Heavy Strap Hinge

Description	Part No.	Pkg. Qty.	Vendor No.
4" SP282BC	0129829	50	205195
5" SP282BC	0129830	20	205203
6" SP282BC	0129831	40	205211
8" SP282BC	0129832	10	205229
10" SP282BC	0129833	10	205237
4" 282BC	0129834	10	127969
5" 282BC	0129835	10	128017
6" 282BC	0129836	10	128074
8" 282BC	0129837	5	128157
10" 282BC	0129838	5	127878

Light T Hinge

Description	Part No.	Pkg. Qty.	Vendor No.
SPB284 3"LtTHinge	0129839	10	227033
SPB284 4"LtTHinge	0129840	10	227041
SPB284 5"LtTHinge	0129841	15	227058
MPB284 2"LtTHinge	0129842	20	227025
2" 284BC	0129843	10	128421
3" 284BC	0129844	10	128504
4" 284BC	0129845	10	128579
5" 284BC	0129846	10	128645
6" 284BC	0129847	10	128694
4" SP286BC	0129848	70	205245
5" SP286BC	0129849	30	205252

Extra Heavy T Hinge

Description	Part No.	Pkg. Qty.	Vendor No.
SPB284 3"LtTHinge	0129839	10	227033
SPB284 4"LtTHinge	0129840	10	227041
SPB284 5"LtTHinge	0129841	15	227058
MPB284 2"LtTHinge	0129842	20	227025
2" 284BC	0129843	10	128421
3" 284BC	0129844	10	128504
4" 284BC	0129845	10	128579
5" 284BC	0129846	10	128645
6" 284BC	0129847	10	128694

Hinge Hasp

Description	Part No.	Pkg. Qty.	Vendor No.
3" SPB288	0129858	15	227066
288 3" Hinge Hasp Z	0129859	10	129569
288 4" Hinge Hasp Z	0129860	10	129619

Bolt Hook

Description	Part No.	Pkg. Qty.	Vendor No.
1/2X6" 293BC	0129873	10	130559
5/8X8" 293BC	0129874	10	130617
3/4X10" 293BC	0129875	10	130641
3/4X12" 293BC	0129876	10	130674
7/8X12" 293BC	0129877	1	130708

Loose Pin Hinge



Description	Part No.	Pkg. Qty.	Vendor No.
2" 504BC	0129906	10	139683
2-1/2" 504BC	0129907	10	139766
3" 504BC	0129908	10	139832
3-1/2" 504BC	0129909	10	139915
4" 504BC	0129910	5	140020
4-1/2" 504BC	0129911	5	140061
SPB504 3"BroadHinge	0129912	10	227082
SPB504 3.5BroadHinge	0129913	10	227108

Tight Pin Hinge



Description	Part No.	Pkg. Qty.	Vendor No.
2" 505BC	0129916	10	140392
2-1/2" 505BC	0129917	10	140434
3" 505BC	0129918	10	140509
3-1/2" 505BC	0129919	10	140616
4" 505BC	0129920	5	140723
4-1/2" 505BC	0129921	5	140798
5" 505BC	0129922	5	140822

Light Narrow Hinge



Description	Part No.	Pkg. Qty.	Vendor No.
3" SPB508 2 Pack	0129931	10	227207
1" MPB508 2 Pack	0129932	10	227124
1-1/2" MPB508 2 Pack	0129933	10	227140
2" MPB508 2 Pack	0129934	10	227165
2-1/2" MPB508 2 Pack	0129935	10	227181
508 1"RemvPinHinge	0129936	20	141598
508 1-1/2"RmvPinHnge	0129937	20	141721
508 2"RemvPinHinge	0129938	20	141820
508 3"RemvPinHinge	0129939	20	142026

Door Hinge

Description	Part No.	Pkg. Qty.	Vendor No.
512 3"PrimDoorHnge	0129940	5	142539
512 3"BrssDoorHnge	0129941	5	142588
3" 512 2 Pack	0129942	5	206326
3" 512 2 Pack	0129943	5	145466
512 3-1/2PrimDoorHng	0129944	5	142695
3-1/2" 512 2 Pack	0129945	5	142760
3-1/2" 512 2 Pack	0129946	5	206334
3-1/2" 512 2 Pack	0129947	5	142844
3-1/2" 512 2 Pack	0129948	5	145490
512 4"PrimDoorHnge	0129949	5	142950
512 4"BrssDoorHnge	0129950	5	143016
4" 512 2 Pack	0129951	5	206342
512 4"NickDoorHnge	0129952	5	143123
Square Corner V512	0129953	5	240259
4" 512 2 Pack	0129954	5	145532

Hinge



Description	Part No.	Pkg. Qty.	Vendor No.
3-1/2" V514	0129968	3	225920
4" V514	0129969	3	225938
3-1/2" V514RC5/8	0129970	3	225961
4" V514RC5/8	0129971	3	225979
3-1/2" V514RC	0129972	3	225946
4" V514RC	0129973	3	225953

Light Narrow Hinge



Description	Part No.	Pkg. Qty.	Vendor No.
3-1/2" 520 Adj Square Corner	0129988	5	184564
4" 520 Adj Square Corner	0129989	5	184580
4-1/2" 520 Adj Square Corner	0129990	1	226399

Spring Hinge



Description	Part No.	Pkg. Qty.	Vendor No.
3-1/2" 520 Adj Square Corner	0129988	5	184564
4" 520 Adj Square Corner	0129989	5	184580
4-1/2" 520 Adj Square Corner	0129990	1	226399



Description	Part No.	Pkg. Qty.	Vendor No.
521 3-1/2BrAdjSprHng	0129991	5	184598
521 4"BrsAdjSprngHng	0129992	5	184606
522 3-1/2BrAdjSprHng	0129993	5	184614
4" 522 Adj 5/8" Radius	0129994	5	184622

Hinges and Misc. Hardware, VELCRO

Hinges and Misc. Hardware Cont.

Non Mortise Hinge

Description	Part No.	Pkg. Qty.	Vendor No.
SPB530NonRemPinHng	0129995	30	205641

Surface Door Hinge



Description	Part No.	Pkg. Qty.	Vendor No.
2" B560	0129996	200	147496
2-1/2" B560	0129997	150	147561
3" B560	0129998	100	147686
3-1/2" B560	0129999	75	147769
4" B560	0130000	60	147876
2" 560 BC	0130001	20	273888
2-1/2" 560 BC	0130002	20	273896
3" 560 BC	0130003	20	273904
3-1/2" 560 BC	0130004	10	273912
4" 560 BC	0130005	10	273920
4-1/2" 560 BC	0130006	10	273938
5" 560 BC	0130007	10	273946

Tarp or Rope Hook

Description	Part No.	Pkg. Qty.	Vendor No.
3-3/4" MP2052B	0130023	20	220533

Description	Part No.	Pkg. Qty.	Vendor No.
MP2053B 2"TrpRopHook	0130024	100	220590
MP2053B3-1/2TrpRopHk	0130025	50	220608
2" 2053BC	0130026	20	220574
3-1/2" 2053BC	0130027	20	220582

Pintle/Strap Hinge

Description	Part No.	Pkg. Qty.	Vendor No.
1/2" 2056BC	0130028	10	245233
1" 2055BC	0130029	10	245191
1-1/4" 2055BC	0130030	10	245209
1-1/2" 2055BC	0130031	10	245217
2" 2055BC	0130032	10	245225

Hasp Lock

Description	Part No.	Pkg. Qty.	Vendor No.
4-1/2"	0130008	5	183780

Heavy Barrel Bolt

Description	Part No.	Pkg. Qty.	Vendor No.
4" Heavy Duty SPB831	0130009	10	227272
6" Heavy Duty SPB831	0130010	10	227280
V831 4"HvyBarrelBolt	0130011	5	162370
6" Heavy Duty V831	0130012	5	162388
5" Heavy Duty V832	0130013	2	151118
8" Heavy Duty V832	0130014	2	151167

Barrel Bolt



Description	Part No.	Pkg. Qty.	Vendor No.
3" SPB834	0130015	20	227330
4" SPB834	0130016	20	227355
5" SPB834	0130017	15	227371
2-1/2" MPB834	0130018	20	227314
V834 2-1/2BarrelBolt	0130019	10	151449
3" V834	0130020	10	151555
4" V834	0130021	10	151654
V834 5" Barrel Bolt	0130022	5	151738

Closed S Hook

Description	Part No.	Pkg. Qty.	Vendor No.
#811 2072	0130035	50	121343
#812 2072	0130036	50	121384
#813 2072	0130037	50	121426

Heavy Open S Hook

Description	Part No.	Pkg. Qty.	Vendor No.
3/4" 2076	0130041	50	121525
1" 2076	0130042	50	121566
1-1/2" 2076	0130043	50	273417
2" 2076	0130044	50	273425
2-1/2" 2076	0130045	50	273433
3" 2076	0130046	50	273441

Gate Hook

Description	Part No.	Pkg. Qty.	Vendor No.
4" w/ Staples 2102	0130047	10	122150
5" w/ Staples 2102	0130048	10	122192
6" w/ Staples 2102	0130049	10	122234

Description	Part No.	Pkg. Qty.	Vendor No.
5" w/ Plate Staple 2104	0130050	10	122275

VELCRO

VELCRO® Brand
Adhesive Back Products

Need to fasten an item on surfaces where other fasteners just won't do? Use VELCRO® Brand Adhesive Back Products to display trade show booth items, signage, and more. VELCRO® Brand Adhesive Back Products woven hook and loop tapes are manufactured by a precise and refined weaving process which ensures uniformity of dimensions and construction.

Part No.	Length	Width	Color	UOM /Each
45750	15 ft.	3/4	Black	^—
45751	15 ft.	3/4	White	—
45752	15 ft.	3/4	Beige	—
45753	5 ft.	3/4	Black	—
45754	5 ft.	3/4	White	—
45755	5 ft.	3/4	Beige	—

VELCRO® Brand
Bulk Reels Adhesive Back

All the same benefits of the VELCRO® Brand Adhesive Back Products in 25 yard reels.

Part No.	Length	Width	Description	UOM /Each
45768	25 yards	1	Hook Side (Black)	^—
45769	25 yards	1	Loop Side (Black)	—
45770	25 yards	1	Hook Side (White)	—
45771	25 yards	1	Loop Side (White)	—

VELCRO® Brand
Industrial Strength Sticky Back®

Need to secure something a little heavier, or on a difficult surface, like plastic? VELCRO® Brand Industrial Strength Sticky Back Adhesive Tape offers a 50% stronger closure. And, because it is wider, it holds to surfaces better. Not Woven but Molded, for high performance.

Part No.	Length	Width	Color	UOM /Each
45757	15 ft.	2	Black	^—
45758	15 ft.	2	White	—
45759	3 ft.	2	Black	—
45760	3 ft.	2	White	—

VELCRO, Cont.

VELCRO® Brand
Get-A-Grip Back to Back Special-Purpose Products

Hook on one side laminated to loop on the other side - simply wraps around items of most any size or shape and attaches back onto itself for a secure closure without buckles or hardware.
- Ideal for cord and cable control
- Great for network installations
- Can be slit, perforated and die-cut to meet specific requirements
- Can be cycled (opened and closed) hundreds of times

Part No.	Length	Width	Color	UOM /Each
45765	9 ft.	3/4	Black	^—
45766	8 in.	1/2	5 Multi- Color Straps	—

VELCRO® Brand
Sew-On Products

VELCRO® Brand is flexible and soft to the touch, making it easy to hand or machine sew. Great for sewing projects requiring more pliable fasteners.

Part No.	Length	Width	Color	UOM /Each
45762	30 ft.	3/4	White	^—
45763	30 ft.	3/4	Black	—

Tie Wire

Made of black annealed carbon steel, this roll of tie wire is strong enough to bundle rods, pipe and lumber. No tool box should be without a roll!

Description	Size	Part No.	Pkg. Qty.	UOM /Each
Handroll	16 gauge	63135	1	^5.90
100 lb. Roll	16 gauge	63136	1	—
100 lb. Roll	12 gauge	0123487	1	—
100 lb. Roll	11 gauge	0123486	1	—

Recoil Kits

Alcoa Fastening Systems — RECOIL — QUALITY THREAD INSERT SYSTEMS

NES Thread Restoring Tools
For repairing damaged threads

Double Blade Action
- Attach NES Thread Restorers above the damaged portion of the thread, close the jaws finger tight with the adjuster, and then turn.
- NES Thread Restorers have two specially hardened steel blades, which, guided by the good thread path, re-grooves over the damaged thread in minutes.
- It doesn't matter if the metal is flattened, stripped or covered with paint, concrete, rust etc.
- The re-threading tool is also ideal for aluminum and plastic threads.

Advantages
- No need to use force to re cut the thread
- No need to replace a hard to move bolt
- No need to keep an expensive set of thread-cutting tools
- Supplied with leverage handle for larger diameter threads

Restarts threads and helps restore threads and damaged bolts. Easy to use and fits many different sizes. Suits virtually any thread forms both right and left hand in the ranges of M6 - 125, 1/4" - 5" Comes with 60 degree cutting blades to suit metric, UNC and UNF thread types. Suitable for garage, construction, agriculture, maintenance workers - in fact any body who deals with threads.

External Thread Restorer

Part No.	Description	Vendor No.	UOM /EA
0160280	EXT THRD RESTORER 5/32 to 11/16 & M4 to M18	NES 1A	^—
0160281	EXT THRD RESTORER 11/16 to 1-1/2 & M17 to M38	NES 2	—
0160282	EXT THRD RESTORER 1-1/4 to 5 & M32 to M128	NES 3	—

Internal Thread Restorer

Part No.	Description	Vendor No.	UOM
0189965	INT THRD RESTORER 1/8 to 3/16 & M8 to M11	NES21	^—
0160283	INT THRD RESTORER 1/2 to 5/8 & M12 to M16	NES 22	—
0160284	INT THRD RESTORER 11/16 to 13/16 & M16 to M20	NES 23	—
0160285	INT THRD RESTORER 7/8 to 1-1/4 & M22 to M32	NES 24	—
0160286	INT THRD RESTORER 1-1/4 to 2-1/8 & M32 to M54	NES 25	—

Thread Restorer Kits

Part No.	Description	Vendor No.	UOM /EA
0160287	EXT SET - Includes NES 1A & 2	NES 12	^—
0160288	EXT SET - Includes NES 1A, 2 & 3	NES 123	—
0160289	INT SET - Includes NES 22, 23 & 24	NES 1004	—
0160290	INT SET - Includes NES 22, 23, 24 & 25	NES 1005	—
0160292	COMBO SET - Includes NES 1, 22 & 23	NES 1013	—
0160293	COMBO SET - Includes NES 1A, 2, 22, 23 & 24	NES 1024	—

Recoil Kits
For Thread Inserting and Threaded Repair

Available in both Fractional and Metric sizes and as complete kits or refill packs. Full kits include a Tap, Installation Tool and Inserts. Single Coil refill kits contain inserts only. Drill sizes listed in chart are the suggested sizes.
All coils are supplied as 1.5 times the diameter when installed.

Drill bits are not included.

For packs of 10 used in the CSP display racks simply add "11" to the beginning of the part number.

Fractional Kits - 18-8 Stainless Steel Insert Qty.-10

Size	Sugg. Drill Metric	Sugg. Drill Frac.	Full Kit Part No.	Full Kit UOM /100	Refill Kit Part No.	Refill Kit UOM /100
2-56	2.30	3/32	60500	^—	60554	^—
2-48	2.70	#36	60501	—	60555	—
3-56	2.65	#37	60502	—	60556	—
4-40	3.00	#31	60503	—	60557	—
4-48	3.00	#31	60504	—	60558	—
5-40	3.40	#29	60505	—	60559	—
6-32	3.80	#25	60506	—	60560	—
6-40	3.80	#25	60507	—	60561	—
8-32	4.40	11/64"	60508	—	60562	—
8-36	4.40	#17	60509	—	60563	—
10-24	5.10	13/64"	60510	—	60564	—
10-32	5.10	13/64"	60511	—	60565	—
12-24	5.80	15/64	60512	—	60566	—
1/4"-20	6.70	17/64"	60513	—	60567	—
1/4"-28	6.60	17/64"	60514	—	60568	—
5/16"-18	8.30	21/64"	60515	—	60569	—
5/16"-24	8.20	21/64"	60516	—	60570	—
3/8"-16	9.90	25/64"	60517	—	60571	—
3/8"-24	9.80	25/64"	60518	—	60572	—

Recoil Kits

Recoil Kits Cont.

Alcoa Fastening Systems

RECOIL QUALITY THREAD INSERT SYSTEMS

Fractional Kits - 18-8 Stainless Steel Insert Qty.-5

Size	Sugg. Drill Metric	Sugg. Drill Frac.	Full Kit Part No.	Full Kit UOM /100	Refill Kit Part No.	Refill Kit UOM /100
7/16"-14	11.50	29/64"	60519	^—	60573	^—
7/16"-20	9.80	25/64"	60520	—	60574	—
1/2"-13	13.00	17/32"	60521	—	60575	—
1/2"-20	13.00	33/64"	60522	—	60576	—
9/16-12	15.00	19/32	60523	—	60577	—
9/16-18	14.50	37/64	60524	—	60578	—
5/8"-11	16.50	21/32"	60525	—	60579	—
5/8-18	16.30	41/64	60526	—	60580	—
3/4"-10	19.80	25/32"	60527	—	60581	—
3/4-16	19.50	49/64	60528	—	60582	—
7/8-9	23.00	29/32	60529	—	60583	—
7/8-14	22.50	57/64	60530	—	60584	—
1-8	26.00	1-1/32	60531	—	60585	—
1-14	26.00	1-1/64	60532	—	60586	—
1-12	26.00	1-1/64	60533	—	60587	—

Metric Kits - Insert Qty.-10

Size	Sugg. Drill Metric	Sugg. Drill Frac.	Full Kit Part No.	Full Kit UOM /100	Refill Kit Part No.	Refill Kit UOM /100
M3-0.5	3.20	1/8	60534	^—	60588	^—
M3.5-0.6	3.70	#27	60535	—	60589	—
M4-0.7	4.20	11/64	60536	—	60590	—
M5-0.8	5.20	13/64"	60537	—	60591	—
M6-1.0	6.30	1/4"	60538	—	60592	—
M7-1.0	7.30	9/32	60539	—	60593	—
M8-1.25	8.30	21/64"	60540	—	60594	—
M8-1.0	8.30	21/64	60541	—	60595	—
M10-1.5	10.40	13/32"	60542	—	60596	—
M10-1.25	10.30	13/32	60543	—	60597	—

Metric Kits - Insert Qty.-5

Size	Sugg. Drill Metric	Sugg. Drill Frac.	Full Kit Part No.	Full Kit UOM /100	Refill Kit Part No.	Refill Kit UOM /100
M12-1.75	12.50	31/64	60544	^—	60598	^—
M12-1.5	12.30	31/64	60545	—	60599	—
14-2.0	14.50	21/32	60546	—	60600	—
M14-1.5	14.25	9/16	60547	—	60601	—
M16-2.0	16.50	21/32	60548	—	60602	—
M16-1.5	16.50	21/32	60549	—	60603	—
M18-2.5	18.80	13/16	60550	—	60604	—
M18-2.0	18.50	23/32	60551	—	60605	—
M20-2.5	20.80	13/16	60552	—	60606	—
M20-2.0	20.50	13/16	60553	—	60607	—

The Recoil System Installation Tools - *Metric*

Size	Metric Type	Part No.	UOM /Each
M2.2-0.45	Prewinder	0128322	^—
M2.5-0.45	Prewinder	0128323	—
M3-.05	Prewinder	0128324	—
M3.5-0.6	Prewinder	0128325	—
M4-0.7	Prewinder	0128326	—
M5-0.8	Prewinder	0128327	—
M6-1	Prewinder	0128328	—
M7-1	Prewinder	0128329	—
M8-1.25	Prewinder	0128330	—
M10-1.5	Prewinder	0128331	—
M12-1.75	Prewinder	0128332	—

Recoil Thread Insert Range Kits

A necessary kit for every tool crib. A simple way to be prepared to repair stripped or damaged threads.

Part No.	Description	UOM /Each
60608	1/4"-1/2" Coarse Thread	^—
60609	1/4-1/2 Fine Thread	—
60610	M5-M12 Coarse Thread	—
60611	M6-M16 Coarse Thread	—
60612	M8-M12 Fine Thread	—

The Recoil System Installation Tools

Size	UNC Type	Part No.	UOM /Each
2-56	Mandrel	0128297	^—
3-48	Mandrel	0128298	—
4-40	Prewinder	0128299	—
5-40	Prewinder	0128300	—
6-32	Prewinder	0128301	—
8-32	Prewinder	0128302	—
10-24	Prewinder	0128303	—
12-24	Prewinder	0128304	—
1/4-20	Prewinder	0128305	—
5/16-18	Prewinder	0128306	—
3/8-16	Prewinder	0128307	—
7/16-14	Prewinder	0128308	—
1/2-13	Prewinder	0128309	—
3-56	Prewinder	0128310	—
4-48	Prewinder	0128311	—
6-40	Prewinder	0128312	—
8-36	Prewinder	0128313	—
10-32	Prewinder	0128314	—
1/4-28	Prewinder	0128315	—
5/16-24	Prewinder	0128316	—
3/8-24	Prewinder	0128317	—
7/16-14	Prewinder	0128319	—
1/2-20	Prewinder	0128320	—

Recoil Kits Cont.

Alcoa Fastening Systems

RECOIL
QUALITY THREAD INSERT SYSTEMS

Drill Out Power Extractors

Broken Bolts? No Problem with Drill-Out Power Extractor. Drill-Out Power Extractor is the fast easy way to remove broken bolts and studs. All you need in Drill Out and a variable speed drill set in reverse. Start drilling the center of the bolt or stud. The unique design of Drill Out grabs onto the broken bolt or stud and sues the power of the drill to remove it.

Drill Out is manufactured from the highest quality tool steel with the strength to drill and remove bolts up to and including Grade 8 and is available in four sizes to handle bolts from 6 to 12mm.

The drill tip is specially designed to be self centering, making it much easier to stay on center which is critical when removing broken bolts or studs. With the unique feature of the left hand cutting edge, drilling in an anti clockwise direction, the fastener is not being forced back into the work piece. The reverse drilling often loosens the broken fastener and sometimes it may come out during the drilling process.

Standard Size

Part No.	Vendor No.	Removes Std.	Bolt Size Metric	UOM /Each
0128335	P375	3/8	M10	^—
0128337	P401	Range Kit		—

Drill Out is manufactured from the highest quality tool steel with the strength to drill and remove bolts up to and including Grade 8 and is available in four sizes to handle bolts from 6 to 12mm.

Instead of taking hours to remove broken bolts and studs, Drill-Out does the job in minutes, and is the easiest, quickest and most efficient way of removing broken bolts and studs today.

Micro Size

Part No.	Vendor No.	Removes Std.	Bolt Size Metric	UOM /Each
0128340	P190	#12	M5	^—
0128341	P236	1/4	M6	—

Recoil Heavy-Duty Keyserts

Heavy-Duty Inch Series

Part No.	Vendor No.	Class 2B Internal Thread	Class 2A External Thread	UOM /Each
60850	73582	8-32	5/16-18	^—
60851	73602	10-24	3/8-16	—
60852	74602	10-32	3/8-16	—
60853	73042	1/4-20	7/16-14	—
60854	74042	1/4-28	7/16-14	—
60855	73052	5/16-18	1/2-13	—
60856	74052	5/16-24	1/2-13	—
60857	73062	3/8-16	9/16-12	—
60858	74062	3/8-24	9/16-12	—
60859	73072	7/16-14	5/8-11	—
60860	74072	7/16-20	5/8-11	—
60861	73082	1/2-13	3/4-16	—
60862	74082	1/2-20	3/4-16	—
60863	73092	9/16-12	3/4-16	—
60864	74092	9/16-18	3/4-16	—
60865	73102	5/8-11	7/8-14	—
60866	74102	5/8-18	7/8-14	—
60867	73122	3/4-10	1-1/8-12	—
60868	74122	3/4-16	1-1/8-12	—
60869	73142	7/8-9	1-1/4-12	—
60870	74142	7/8-14	1-1/4-12	—
60871	73162	1-8	1-3/8-12	—
60872	74162	1-12	1-3/8-12	—
60873	74162	1-14	1-3/8-12	—
60874	73182	1-1/8-7	1-1/2-12	—
60875	74182	1-1/8-12	1-1/2-12	—
60876	73202	1-1/4-7	1-5/8-12	—
60877	74202	1-1/4-12	1-5/8-12	—
60878	73242	1-1/2-6	1-7/8-12	—
60879	74242	1-1/2-12	1-7/8-12	—

Keysert Installation Tools

Vendo Part No.	Inch Tool No.	Metric Tool Size	Size	Heavy Wall	Thin Wall	Metric	UOM /Each
60890	70582	#8		I			^—
0160271	72190	#10	M5	Q	I	6.9	—
0160272	72250	1/4	M6	X	Q	8.8	—
0160273	72312	5/16	M8	29/64	X	10.8	—
0160274	72375	3/8	M10	33/64	29/64	12.8	—
	72375	7/16		37/64	33/64		—
0160275	72500	1/2		45/64	37/64		—
	72500	9/16	M12	45/64		16.25	—
0160276	72625	5/8	M16	53/64		20.5	—
0160277	72875	3/4	M20	1-1/16		28	—
	72875	7/8	M22	1-3/16		30	—
0160278	72100	1"		1-5/16			—
60902	70182	1-1/8		1-7/16			—
60903	70202	1-1/4		1-9/16			—
60904	70242	1-1/2		1-13/16			—

Recoil Kits

Recoil Kits Cont.

Alcoa Fastening Systems

RECOIL QUALITY THREAD INSERT SYSTEMS

Recoil Thin Wall Keyserts
Carbon Steel

Thin Wall Inch Series

Part No.	Vendor No.	Internal Thread	Ext. Thrd.	UOM /100
60820	73601	10-24	5/16-18	^
60821	74601	10-32	5/16-18	—
60822	73041	1/4-20	3/8-16	—
60823	74041	1/4-28	3/8-16	—
60824	73051	5/16-18	7/16-14	—
60825	74051	5/16-24	7/16-14	—
60826	73061	3/8-16	1/2-13	—
60827	74061	3/8-24	1/2-13	—
60828	73071	7/16-14	9/16-12	—
60829	74071	7/16-20	9/16-12	—
60830	73081	1/2-13	5/8-11	—
60831	74081	1/2-20	5/8-11	—

Stainless also available.

Thin wall-Metric
Carbon Steel

Part No.	Vendor No.	Class 2B Internal Thread	Class 2A External Thread	UOM
0160220	75051	M5-0.8	M8-1.25	^
0160221	75061	M6-1.0	M10-1.25	—
0160222	75081	M8-1.25	M12-1.25	—
0160223	75101	M10-1.5	M14-1.5	—
0160224	75121	M12-1.75	M16-1.5	—

Heavy Duty-Metric
Carbon Steel

Part No.	Vendor No.	Class 2B Internal Thread	Class 2A External Thread	UOM
0160225	75142	M14-2.0	M20-1.5	^
0160226	75162	M16-2.0	M22-1.5	—
0160227	75182	M18-1.5	M24-1.5	—
0160228	75202	M20-2.5	M30-2	—

Thin Wall-Inch Series
Stainless Steel

Part No.	Vendor No.	Class 2B Internal Thread	Class 2A External Thread	UOM
0160229	73606	10-24	5/16-18	^
0160230	74606	10-32	5/16-18	—
0160231	73046	1/4-20	3/8-16	—
0160232	74046	1/4-28	3/8-16	—
0160233	73056	5/16-18	7/16-14	—
0160234	74056	5/16-24	7/16-14	—
0160235	73066	3/8-16	1/2-13	—
0160236	74066	3/8-24	1/2-13	—
0160237	73076	7/16-14	9/16-12	—
0160238	73086	1/2-13	5/8-11	—
0160239	74086	1/2-20	5/8-11	—

Heavy Duty-Inch Series
Stainless Steel

Part No.	Vendor No.	Class 2B Internal Thread	Class 2A External Thread	UOM
0160240	73587	8-32	5/16-18	^
0160241	73607	10-24	3/8-16	—
0160243	73047	1/4-20	7/16-14	—
0160244	74047	1/4-28	7/16-14	—
0160245	73057	5/16-18	1/2-13	—
0160246	74057	5/16-24	1/2-13	—
0160247	73067	3/8-16	9/16-12	—
0160248	74067	3/8-24	9/16-12	—
0160249	73077	7/16-14	5/8-11	—
0160250	73087	1/2-13	3/4-16	—
0160251	74087	1/2-20	3/4-16	—

Thin wall-Metric
Stainless Steel

Part No.	Vendor No.	Class 2B Internal Thread	Class 2A External Thread	UOM
0160252	75056	M5-0.8	M8-1.25	^
0160253	75066	M6-1.0	M10-1.25	—
0160254	75086	M8-1.25	M12-1.25	—
0160255	75106	M10-1.5	M14-1.5	—
0160256	75126	M12-1.75	M16-1.5	—

Recoil Keysert 6-Piece Range Kits

UNC Carbon Steel Heavy-Duty Range Kit

Part No.
0160265

Size	Key Insert No.	No. of Pieces	Keysert Tool No.	No. of Pieces
1/4-20	60853	20	60892	1
5/16-18	60855	15	60893	1
3/8-16	60857	10	60894	1
1/2-13	60861	6	60896	1
5/8-11	60865	3	60898	1
3/4-10	60867	3	60899	1

Part No.
0160266

Size	Key Insert No.	No. of Pieces	Keysert Tool No.	No. of Pieces
1/4-20	0160243	20	60892	1
5/16-18	0160245	15	60893	1
3/8-16	0160247	10	60894	1
1/2-13	0160250	6	60896	1
5/8-11	NA	3	60898	1
3/4-10	NA	3	60899	1

UNC Stainless Steel Heavy-Duty Range Kit

Part No.
0160268

Size	Key Insert No.	No. of Pieces	Keysert Tool No.	No. of Pieces
1/4-28	60854	20	60892	1
5/16-24	60856	15	60893	1
3/8-24	60858	10	60894	1
1/2-20	60862	6	60896	1
5/8-18	60866	3	60898	1
3/4-16	60868	3	60899	1

Part No.
0160269

Size	Key Insert No.	No. of Pieces	Keysert Tool No.	No. of Pieces
1/4-68	0160244	20	60892	1
5/16-24	0160246	15	60893	1
3/8-24	0160248	10	60894	1
1/2-20	0160251	6	60896	1
5/8-18	NA	3	60899	1
3/4-16	NA	3	60899	1

Recoil Keysert 4-Piece Range Kits

Metric Coarse Carbon Steel Thin wall Range Kit

Part No.
0160267

Size	Key Insert No.	No. of Pieces	Keysert Tool No.	No. of Pieces
M5-0.8	0160220	12	0160271	1
M6-1.0	0160221	12	0160272	1
M8-1.25	0160222	12	0160273	1
M10-1.5	0160223	12	0160274	1

Metric Coarse Stainless Steel Thin wall Range Kit

Part No.
0160270

Size	Key Insert No.	No. of Pieces	Keysert Tool No.	No. of Pieces
M5-0.8	0160252	12	0160271	1
M6-1.0	0160253	12	0160272	1
M8-1.25	0160254	12	0160273	1
M10-1.5	0160255	12	0160274	1

Recoil ProSeries Kits

Recoil ProSeries thread repair kits are the kit of choice for the master mechanic or in-plant personnel who want everything required to perform a repair all in one kit. Kit contains a drill, tap, install tool and a variety of 3 insert lengths.

Part No.	Vendor No.	Size
11101618	33606	10-24
11101619	34606	10-32
11101368	33046	1/4-20
11101369	33056	5/16-18
11101370	33066	3/8-16
11101620	33076	7/16-14
11101621	33086	1/2-13
11101622	35056	M5-.8
11101371	35066	M6-1.0
11101372	35086	M8-1.25
11101623	35106	M10-1.5
11101624	35126	M12-1.75

Recoil Kits Cont.

Alcoa Fastening Systems

RECOIL
QUALITY THREAD INSERT SYSTEMS

Recoil Keyserts

Recoil Carbon Steel Thin wall Keysert kits are an assortment of solid thread repair inserts and the appropriate installation tool. Great for maintenance departments offering the most popular sizes of inch series coarse thread keyserts. A Keysert's locking keys provide a positive mechanical lock which prevents rotation due to vibration or torsion.

Part No.	Vendor No.	Qty. in Kit	Internal Thread
11101373	76003	42	1/4-1/2 UNC

Threaded Inserts

E-Z LOK

Carbon Steel Thread Inserts for metal - Coarse Thread

E-Z Lok inserts will not back out or vibrate loose: Immediately on installation, micro encapsulated Loctite® begins to set, and the newly installed insert can be fastened to within minutes. The adhesive continues to cure overnight until completely set. The adhesive seals against liquids and gasses to pressures of 6,000 psi, and bonds to virtually all metals.

Easy removal:

Use a standard screw and bolt extractor to back out a damaged insert and then replace it with a new insert. Removal is simply a matter of overcoming the resistance to torque-out which has been produced by the thread locking material.

Fine Thread

Part No.	Insert UOM /Each	Internal Thread	Ext. Thrd.	Length	Drill Req.	Tap Req.	Min. Full Thrd.
0123132	^—	10-32	3/8-16	.406	5/16	3/8-16	15/32
0123133	—	1/4-28	7/16-14	.437	23/64	7/16-14	1/2
0123134	—	5/16-24	1/2-13	.484	27/64	1/2-13	9/16
0123135	—	3/8-24	9/16-12	.515	31/64	9/16-12	19/32
0123136	—	7/16-20	5/8-11	.656	17/32	5/8-11	23/32
0123137	—	1/2-20	3/4-10	.656	21/32	3/4-10	3/4
0123138	—	9/16-18	3/4-10	.656	21/32	3/4-10	3/4
0123139	—	5/8-18	7/8-9	.687	49/64	7/8-9	13/16
0123140	—	3/4-16	1-8	.781	7/8	1-8	7/8
0123141	—	7/8-14	1-1/4	1.125	1-7/64	1-1/4-7	1-1/4
0123142	—	1-14	1-3/8-12	1.250	1-9/32	1-3/8-12	1-3/8

Part No.	Insert UOM /100	Drive Tool	Internal Thread	Ext. Thrd.	Length	Drill Req.	Tap Req.	Min. Full Thrd.
0123117	^—		4-40	10-32	.250	5/32	10-32	9/32
0123118	—		6-32	1/4-20	.280	7	1/4-20	11/32
0123119	—	0128650	8-32	5/16-18	.290	F	5/16-18	7/16
60153	—	0123236	10-24	3/8-16	.406	5/16	3/8-16	15/32
60154	—	0123237	1/4-20	7/16-14	.437	23/64	7/16-14	1/2
60155	—	0123238	5/16-18	1/2-13	.484	27/64	1/2-13	9/16
60156	—	0123239	3/8-16	9/16-12	.515	31/64	9/16-12	19/32
60157	—	0123240	7/16-14	5/8-11	.656	17/32	5/8-11	23/32
60158	—	0123241	1/2-13	3/4-10	.656	21/32	3/4-10	3/4
60159	—	0123241	9/16-12	3/4-10	.656	21/32	3/4-10	3/4
60160	—	0123242	5/8-11	7/8-9	.687	49/64	7/8-9	13/16
0123129	—	0123243	3/4-10	1-8	.781	7/8	1-8	7/8
0123130	—		7/8-9	1-1/4-7	1.125	1-7/64	1-1/4-7	1-1/4
0123131	—		1-8	1-3/8-12	1.250	1-9/32	1-3/8-12	1-3/8

Extra Heavy Wall

Part No.	Insert UOM /100	Internal Thread	Ext. Thrd.	Length	Drill Req.	Tap Req.	Min. Full Thrd.
0123143	^—	1/4-20	1/2-13	.484	27/64	1/2-13	9/16
0123144	—	5/16-18	9/16-12	.515	31/64	9/16-12	19/32
0123145	—	3/8-16	5/8-11	.656	17/31	5/8-11	23/32
0123146	—	1/2-13	7/8-9	.687	49/64	7/8-9	13/16
0123147	—	5/8-11	1-8	.781	7/8	1-8	7/8

Metric Thread - Internal/U.S. External

Part No.	Insert UOM /Each	Internal Thread	Ext. Thrd.	Length	Drill Req.	Tap Req.	Min. Full Thrd.
0123148	^—	M6-1.0	3/8-16	.406	5/16	3/8-16	15/32
0123149	—	M8-1.25	1/2-13	.484	27/64	1/2-13	9/16
0123150	—	M10-1.5	9/16-12	.515	31/64	9/16-12	19/32
0123151	—	M10-1.25	9/16-12	.515	31/64	9/16-12	19/32
0123152	—	M12-1.75	3/4-10	.656	21/32	3/4-10	3/4
0123153	—	M14-2.0	7/8-9	.687	49/64	7/8-9	13/16
0128509	—	M16-2.0	1-8	.781	7/8	1-8	7/8

Metric Thread - Metric Internal / Metric External

Part No.	Insert UOM /Each	Internal Thread	Ext. Thrd.	Length	Drill Req.	Tap Req.	Min. Full Thrd.
0123154	^—	M3-0.5	M6-1.0	6.5mm	5.1mm	M6-1.0	7.8mm
0123155	—	M4-0.7	M8-1.25	7.5mm	6.9mm	M8-1.25	9.0mm
0123156	—	M5-0.8	M8-1.25	7.5mm	6.9mm	M8-1.25	9.0mm
0123157	—	M6-1.0	M10-1.5	10.5mm	8.6mm	M10-1.5	12.0mm
0123158	—	M8-1.25	M12-1.75	12.5mm	10.4mm	M12-1.75	14.5mm
0123159	—	M10-1.5	M16-2.0	17.0mm	14.0mm	M16-2.0	19.0mm
0123160	—	M12-1.75	M16-2.0	17.0mm	14.0mm	M16-2.0	19.0mm
0123161	—	M16-2.0	M24-3.0	2mm	21.0mm	M24-3.0	24.0mm

Press Inserts for Plastic

Self locking, Filly Threaded press inserts are designed to replace molded-in inserts. Installed cold with a hammer or arbor press, press inserts cut reject waste caused by misaligned inserts and eliminate the need to "chase" threads after installation. Flush and flanged designs available in brass and stainless steel.

Flush Design

Fractional Brass

Part No.	I.D.	Hole Size
0185920	0-80	.094 (3/32)
0185921	2-56	.125 (1/8)
0185922	4-40	.156 (5/32)
0185923	6-32	.188 (3/16)
0185924	8-32	.219 (7/32)
0185925	10-24	.250 (1/4)
0185926	10-32	.250 (1/4)
0185927	1/4-20	.313 (5/16)
0185928	5/16-18	.375 (3/8)
0185929	3/8-16	.438 (7/16)

Metric Brass

Part No.	I.D.	Hole Size
0185930	M3-0.5	.156 (5/32)
0185931	M3.5-0.6	.188 (3/16)
0185932	M4-0.7	.219 (7/32)
0185933	M5-0.8	.250 (1/4)
0185934	M6-1.0	.313 (5/16)

Fractional 303 Stainless

Part No.	I.D.	Hole Size
0185935	2-56	.125 (1/8)
0185936	4-40	.156 (5/32)
0185937	6-32	.188 (3/16)
0185938	8-32	.219 (7/32)
0185939	10-32	.250 (1/4)
0185940	1/4-20	.313 (5/16)
0185941	5/16-18	.375 (3/8)
0185942	3/8-16	.438 (7/16)

Flange Design

Fractional Brass

Part No.	I.D.	Hole Size
0185943	2-56	.125 (1/8)
0185944	4-40	.156 (5/32)
0185945	6-32	.188 (3/16)
0185946	8-32	.219 (7/32)
0185947	10-32	.250 (1/4)
0185948	1/4-20	.313 (5/16)
0185949	5/16-18	.375 (3/8)
0185950	3/8-16	.438 (7/16)

Fractional 303 Stainless

Part No.	I.D.	Hole Size
0185951	2-56	.125 (1/8)
0185952	4-40	.156 (5/32)
0185953	6-32	.188 (3/16)
0185954	8-32	.219 (7/32)
0185955	10-32	.250 (1/4)
0185956	1-4/20	.313 (5/16)

Threaded Inserts

Threaded Inserts Cont.

E-Z LOK

Thin Wall Thread Insert for Metal

Part No.	I.D.	O.D.	Length	Drill Size	Tap Size	Min. Full Thrd.	Drive Tool	UOM Per UM
0185957	10-24	5/16-18	.312	I	5/16-18	.375	0123236	
0185958	10-32	5/16-18	.312	I	5/16-18	.375	0123236	
0185959	1/4-20	3/8-16	.375	Q	3/8-16	.437	0123237	
0185960	1/4-28	3/8-16	.375	Q	3/8-16	.437	0123237	
0185961	5/16-18	7/16-14	.437	X	7/16-14	.500	0123238	
0185962	5/16-24	7/16-14	.437	X	7/16-14	.500	0123238	
0185963	3/8-16	1/2-13	.500	29/64	1/2-13	.560	0123239	
0185964	3/8-24	1/2-13	.500	29/64	1/2-13	.560	0123239	
0185965	7/16-14	9/16-12	.560	33/64	9/16-12	.620	0123240	
0185966	7/16-20	9/16-12	.560	33/64	9/16-12	.620	0123240	
0185967	1/2-13	5/8-11	.620	37/64	5/8-11	.680	0123241	
0185968	1/2-20	5/8-11	.620	37/64	5/8-11	.680	0123241	

Metric Thread-US Internal/Metric External

Part No.	I.D.	O.D.	Length	Drill Size	Tap Size	Min. Full Thrd.	UOM Per UM
0185969	6-32	M6-1.0	6.5mm	5.1mm	M6-1.0	7.8mm	
0185970	8-32	M8-1.25	7.5mm	6.9mm	M8-1.25	9.0mm	
0185971	10-24	M8-1.25	7.5mm	6.9mm	M8-1.25	9.0mm	
0185972	10-32	M8-1.25	7.5mm	6.9mm	M8-1.25	9.0mm	
0185973	10-32	M8-1.25	7.5mm	6.9mm	M8-1.25	12.0mm	
0161667	5/16-18	M12-1-3/4	12.5	10.4mm	M12-1-3/4	14.5mm	
0161668	3/8-16	M16-2.0	17.0	14mm	M16-2.0	19.0mm	
0161669	1/2-13	M16-2.0	17.0	14mm	M16-2.0	19.0mm	

Specialty Automotive Repair Designs

Inserts for Spark Plug Sizes

E-Z LOK

Inserts for Spark Plug Sizes

Part No.	Internal Thread	Ext. Thrd.	Length	Tap/Drill Size	Tap Size	UOM /100
0123169	M10x1/2	9/16-18	.453	33/64	9/16-18	^
0123170	M12x1/2	5/8-18	.453	37/64	5/8-18	—
0123171	M12x3/4	5/8-18	.703	37/64	5/8-18	—
0123172	M14-1.25	M18-1.5	11.5mm	16.5mm	M18-1.5	—
0123173	M14x3/8	3/4-16	.328	11/16	3/4-16	—
0123174	M14x1/2	3/4-16	.453	11/16	3/4-16	—
0123175	M14x3/4	3/4-16	.703	11/16	3/4-16	—
0123176	M18x1/2	1-14	.453	59/64	1-12	—

VW Case Savers

Part No.	Internal Thread	Ext. Thrd.	Length	Drill	Tap	Min. Full Thrd. Depth	UOM /100
0123177	M10-1.5 (Open)	9/16-12	1.000	31/64	9/16-12	11/16	^
0123178	M10-1.5 (Closed)	9/16-12	1.000	31/64	9/16-12	11/16	—

Cummins Head Bolt

Part No.	Internal Thread	Ext. Thrd.	Length	Drill	Tap	Min. Full Thrd. Depth	UOM /100
0123179	11/16-16	7/8-14	2.000	13/16	7/8-14	23/16	^

Stainless Steel Thread Inserts For Metal

Coarse Thread

Self-locking E-Z LOK thread inserts will not back out or vibrate loose. Immediately on installation, preapplied adhesive begins to set and the newly installed insert is fastener ready within minutes.All E-Z LOK inserts install with standard tools. No special drills....no special tapes....no special installation tools.

Insert		Drive Tool							
Part No.	UOM /100	Part No.	UOM /100	Internal Thread	Ext. Thrd.	Length	Drill Req.	Tap Req.	Min. Full Thrd.
0123182	^	0128650	^	8-32	5/16-18	.290	F	5/16-18	7/16
0123183	—	0123236	—	10-24	3/8-16	.406	5/16	3/8-16	15/32
0123184	—	0123237	—	1/4-20	7/16-14	.437	23/64	7/16-14	1/2
0123185	—	0123238	—	5/16-18	1/2-16	.484	27/64	1/2-16	9/16
0123186	—	0123239	—	3/8-16	9/16-12	.515	31/64	9/16-12	19/32
0123187	—	0123240	—	7/16-14	5/8-11	.656	17/32	5/8-11	23/32
0123188	—	0123241	—	1/2-13	3/4-10	.656	21/32	3/4-10	3/4
0123189	—	0123242	—	5/8-11	7/8-9	.687	49/64	7/8-9	13/16
0123190	—			3/4-10	1-8	.781	7/8	1-8	7/8

E-Z LOK

Fine Thread

Insert Part No.	UOM /100	Internal Thread	Ext. Thrd.	Length	Drill Req.	Tap Req.	Min. Full Thrd.
0123191	^	10-32	3/8-16	.406	5/16	3/8-16	15/32
0123192	—	1/4-28	7/16-14	.437	23/64	7/16-14	1/2
0123193	—	5/16-24	1/2-13	.484	27/64	1/2-13	9/16
0123194	—	3/8-24	9/16-12	.515	31/64	9/16-12	13/32
0123195	—	7/16-20	5/8-11	.656	17/32	5/8-11	23/32
0123196	—	1/2-20	3/4-10	.656	21/32	3/4-10	3/4

Metric Internal / Fractional External

Insert Part No.	UOM /100	Internal Thread	Ext. Thrd.	Length	Drill Req.	Tap Req.	Min. Full Thrd.
0123197	^	M6-1.0	3/8-16	.406	5/16	3/8-16	15/32
0123198	—	M8-1.25	1/2-13	.484	27/64	1/2-13	9/16
0123199	—	M10-1.5	9/16-12	.515	31/64	9/16-12	19/32
0123200	—	M10-1.25	9/16-12	.515	31/64	9/16-12	19/32
0123201	—	M12-1.75	3/4-10	.656	21/32	3/4-10	3/4
0123202	—	M14-2.0	7/8-9	.687	49/64	7/8-9	13/16
0123203	—	M16-2.0	1-8	.781	7/8	1-8	7/8

Metric Internal / Metric External

Insert Part No.	UOM /100	Internal Thread	Ext. Thrd.	Length	Drill Req.	Tap Req.	Min. Full Thrd.
0123205	^	M4-0.7	M8-1.25	7.5mm	6.9mm	M8-1.25	9.0mm
0123206	—	M5-0.8	M8-1.25	7.5mm	6.9mm	M8-1.25	9.0mm
0123207	—	M6-1.0	M10-1.5	10.5mm	8.6mm	M10-1.5	12.0mm
0123208	—	M8-1.25	M12-1.75	12.5mm	10.4mm	M12-1.75	14.5mm
0123209	—	M10-1.5	M16-2.0	17.0mm	14.0mm	M16-2.0	19.0mm
0123210	—	M12-1.75	M16-2.0	17.0mm	14.0mm	M16-2.0	19.0mm
0123211	—	M16-2.0	M24-3.0	20.0mm	21.0mm	M24-3.0	24.0mm

EZ Lok Threaded Inserts

Single Fin - Brass

Finserts for Wood and Plastics. Finserts provide strong metal threads for wood, composition board and thermoplastics such as nylon, polystyrene, cellulose acetate and cycolac. By distributing stress over a greater area firm, permanent fastenings are assured. The fins give higher holding strength in softer materials. Available with one, two or three fins for varying material thickness. Finserts prevent splintering, splitting and thread pullout.

170 Series Single Fin - Brass

Part No.	Thread Size	Dia. Thrd. End	Fin O.D.	Dia. Anchor End	Length	Starting Hole Size	UOM /100
0123212	6-32	.210	.237	.189	.188	.205 (#5)	^
0123213	8-32	.326	.263	.215	.188	.234 (15/64)	—
0123214	10-32	.263	.290	.242	.188	.261 (G)	—

270 Series Double Fin - Brass

Part No.	Thread Size	Dia. Thrd. End	Fin O.D.	Dia. Anchor End	Length	Starting Hole Size	UOM /100
0123215	6-32	.210	.237	.189	0.375	.205 (#5)	^
0123216	8-32	.236	.263	.215	0.375	.234 (15/64)	—
0123217	10-32	.263	.290	.242	0.375	.261 (G)	—
0123218	10-24	.263	.290	.242	0.375	.261 (G)	—
0123219	1/4-20	.330	.357	.309	0.375	.328 (21/64)	—

Threaded Inserts Cont.

E-Z LOK

370 Series Triple Fin - Brass

Part No.	Thread Size	Dia. Thrd. End	Fin O.D.	Dia. Anchor End	Length	Starting Hole Size	UOM /100
0123220	10-32	.347	.368	.318	.563	.344 (11/32)	^—
0123221	1/4-20	.409	.431	.381	.563	.406 (13/32)	—
0123222	5/16-18	.471	.493	.443	.563	.469 (15/32)	—

Aluminum available upon request

Knife Thread Inserts for Wood

External knife threads provide superior holding power in hard and soft woods, particle board and all wood products. Use wherever field assembly or disassembly could lead to thread erosion or stripping. The long pilot assures straight driving into a drilled hole. Install with a screwdriver, bolt and nut, tapping head, or E-Z LOK driving tool.

Brass

Part No.	Hole Size	Drive Tool	Internal Thread	OaL	Maj. Dia. Ext. Thrd.	UOM /100
0123223	1/4		4-40	.375	.350	^—
0123224	1/4	0123244	6-32	.375	.350	—
0123225	1/4	0128650	8-32	.375	.350	—
0123226	3/8	0123236	10-24	.500	.500	—
0123227	3/8	0123236	10-32	.500	.500	—
0123228	3/8	0123237	1/4-20	.500	.500	—
0123229	1/2	0123238	5/16-18	.625	.625	—
0123230	1/2	0123239	3/8-16	.625	.625	—

Fine Thread Brass

Part No.	Drive Tool	I.D.	Length	O.D.	Hole Size
0133554	0123237	1/4-28	0.500	0.453	3/8
0133555	0123238	5/16-24	0.625	0.600	1/2
0133556	0123239	3/8-24	0.625	0.600	1/2

Metric Brass

Part No.	Drive Tool	I.D.	Length	O.D.	Hole Size
0185980	0123244	M6-1.0	0.500	0.453	3/8
0185981	0128560	M8-1.25	0.625	0.600	1/2
0185982	0123236	8-32	0.375	0.350	1/4
0185983	0123237	10-24	0.500	0.453	3/8
0185984	0123239	1/4-20	0.500	0.453	3/8

Stainless Fractional

Part No.	Drive Tool	I.D.	Length	O.D.	Hole Size
0185977	0128650	M3-0.5	0.375	0.350	1/4
0185978	0123236	M4-0.7	0.375	0.350	1/4
0185979	0123237	M5-0.8	0.500	0.453	3/8

Hexdrive Knife Thread Inserts for Wood

An inexpensive insert for use in Ready-to -assemble furniture, drawer pulls and wherever ease of assembly or avoidance of thread stripping is desired. Install with hex drive wrench or E-Z LOK hex drive tool.

Part No.	Insert UOM /100	Drive Tool	Description	Hex Lgth.	Size
0123231	^—	0123245	8-32 Flanged	11mm	6mm
0123232	—	0123246	1/4-20 Flanged	13mm	9mm
0123233	—	0123246	1/4-20 Flanged	20mm	9mm
0123234	—	0123246	1/4-20 Flush	13mm	9mm
0123235	—	0123246	1/4-20 Flush	20mm	9mm

Carbon Steel Thread Insert Repair Kits

Available in both Fractional and Metric sizes and as complete kits or refill packs. Drill sizes listed in chart are the suggested sizes. **Drill bits are not included.**

Kit No. 0123162: Coarse Thread No. 10 to 3/8"

Part No.	UOM /Each
0123162	^—

Part No.	Qty. of Inserts	Internal Thread	Ext. Thrd.
60153	10	10-24	3/8-16
60154	10	1/4-20	7/16-14
60155	10	5/16-18	1/2-13
60156	10	3/8-16	9/16-12

Kit No. 0123163: Coarse Thread No. 1/2 to 1"

Part No.	UOM /Each
0123163	^—

Part No.	Qty. of Inserts	Internal Thread	Ext. Thrd.
60158	6	1/2-13	3/4-10
60160	7	5/8-11	7/8-9
0123129	7	3/4-10	1-8
0123131	2	1-8	1-3/8-12

Kit No. 0123164: Fine Thread No. 10 to 1/2"

Part No.	UOM /Each
0123164	^—

Part No.	Qty. of Inserts	Internal Thread	Ext. Thrd.
0123132	10	10-32	3/8-16
0123133	10	1/4-28	7/16-14
0123134	10	5/16-24	1/2-13
0123135	10	3/8-24	9/16-12
0123137	6	1/2-20	3/4-10

Kit No. 0123165: Fine Thread No. 5/8 to 1"

Part No.	UOM /Each
0123165	^—

Part No.	Qty. of Inserts	Internal Thread	Ext. Thrd.
0123139	7	5/8-18	7/8-9
0123140	7	3/4-16	1-8
0123142	2	1-14	1-3/8-12

Kit No. 0123166: Metric Thread M-6 to M-12

Part No.	UOM /Each
0123166	^—

Part No.	Qty. of Inserts	Internal Thread	Ext. Thrd.
0123148	10	M6-1.0	3/8-16
0123149	10	M8-1.25	1/2-13
0123150	10	M10-1.5	9/16-12
0123152	6	M12-1.75	3/4-10

Threaded Inserts Repair Kits, Alum. Bndg. Post Screws, Bndg. Posts

Threaded Inserts Repair Kits

E-Z LOK

Metric Internal/Metric External
Metric Thread M3-0.5 to M8-1.25

Available in both Fractional and Metric sizes and as complete kits or refill packs. Drill sizes listed in chart are the suggested sizes. **Drill bits are not included.**

Kit No. 0123167 consists of:

Part No.	UOM /Each
0123167	^

Part No.	Qty. of Inserts	Internal Thread	Ext. Thrd.
0123154	10	M3-0.5	M6-1.0
0123155	10	M4-0.7	M8-1.25
0123156	10	M5-0.8	M8-1.25
0123157	10	M6-1.0	M10-1.5
0123158	10	M8-1.25	M12-1.75

Metric Internal/Metric External Insert Repair Kits
Metric Thread M10-1.5 to M16 -2.0

Kit No. 0123168 consists of:

Part No.	UOM /Each
0123168	^

Part No.	Qty. of Inserts	Internal Thread	Ext. Thrd.
0123159	10	M10-1.5	M16-2.0
0123160	8	M12-1.75	M16-2.0
0123161	5	M16-2.0	M24-3.0

Aluminum Binding Post Screws

Aluminum Binding Post Screws

Binding posts were developed for the book binding industry, where they are used to fasten large catalogs together. Also called Chicago Screws, Sex Bolts, and Barrel Bolts. They are used for all applications.

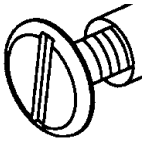

Male Screw

Barrel Lgth.	Part No.	UOM
3/16	0123402	^
1/4	0123420	—
3/8	0123421	—

Specifications: Slotted Truss Head 8-32 Threads 13/32" Head Diameter .040;.060" Head Height Thread

Binding Posts

Binding Posts
(Male screw sold above)

Binding posts were developed for the book binding industry, where they are used to fasten large catalogs together. Also called Chicago Screws, Sex Bolts, and Barrel Bolts. They are used for all applications.

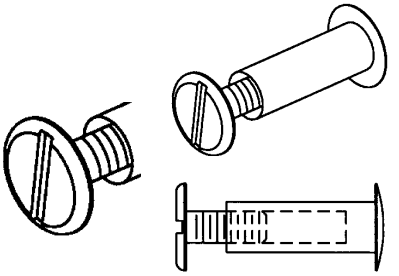

Open Head-Tapped thru Head-No Drive

Barrel Lgth.	Part No.	UOM /100
3/16	0123403	^

Specifications: 13/64" Barrel diameter 8-32 Threads 13/32" Head Diameter .050;.070" Head Height 3/8" Tap depth max

Closed Head - No Drive

Barrel Lgth.	Part No.	UOM /100
1/4	0123404	^
3/8	0123405	—
1/2	0123406	—
5/8	0123407	—
3/4	0123408	—
7/8	0123409	—
1	0123410	—
1-1/4	0123411	—
1-1/2	0123412	—
1-3/4	0123413	—
2	0123414	—
2-1/4	0123415	—
2-1/2	0123416	—
3	0123417	—
3-1/4	0123418	—
3-1/2	0123419	—

Stainless Steel Binding Post Sets

Part No.	Barrel Dia.	Barrel Lgth.	Material	UOM /Ea
11103556	13/64"	1/8"	St/St	^
11103557	13/64"	3/16"	St/St	—
11103558	13/64"	1/4"	St/St	—
11103559	13/64"	3/8"	St/St	—
11103560	13/64"	1/2"	St/St	—
11103561	13/64"	5/8"	St/St	—
11103562	13/64"	3/4"	St/St	—
11103563	13/64"	1"	St/St	—
11103564	13/64"	1-1/4"	St/St	—
11103565	13/64"	1-1/2"	St/St	—
11103566	13/64"	1-3/4"	St/St	—

Brass Binding Post Sets

Part No.	Barrel Dia.	Barrel Lgth.	Material	UOM /Ea
11103567	13/64"	3/16"	Brass	^
11103568	13/64"	1/4"	Brass	—
11103569	13/64"	3/8"	Brass	—
11103570	13/64"	1/2"	Brass	—
11103571	13/64"	3/4"	Brass	—
11103572	13/64"	1"	Brass	—

Binding Posts Cont.

Black Plastic Binding Post Sets

Part No.	Barrel Dia.	Barrel Lgth.	Material	Finish	UOM /Ea
11103573	1/4"	1/2"	Plastic	Black	^
11103574	1/4"	3/4"	Plastic	Black	—
11103575	1/4"	1"	Plastic	Black	—
11103576	1/4"	1-1/4"	Plastic	Black	—
11103577	1/4"	1-1/2"	Plastic	Black	—
11103578	1/4"	2"	Plastic	Black	—

Solid Copper Binding Posts

Part No.	Barrel Dia.	Barrel Lgth.	Material	UOM /Ea
11103579	13/64"	1/4"	Copper	^
11103580	13/64"	3/8"	Copper	—
11103581	13/64"	1/2"	Copper	—
11103582	13/64"	5/8"	Copper	—
11103583	13/64"	3/4"	Copper	—
11103584	13/64"	1"	Copper	—

Stainless Steel Binding Posts

Part No.	Barrel Dia.	Barrel Lgth.	Material	UOM /Ea
11103590	5/16"	1/2"	St/St	^
11103591	5/16"	3/4"	St/St	—
11103592	5/16"	1"	St/St	—
11103593	3/8"	1/2"	St/St	—
11103594	3/8"	3/4"	St/St	—
11103595	3/8"	1"	St/St	—
11103596	1/2"	1/2"	St/St	—
11103597	1/2"	3/4"	St/St	—
11103598	1/2"	1"	St/St	—

Architectural Series Sex Bolts

Architectural Series Sex Bolts

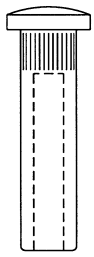

Sex Bolts have smooth Truss Heads - no drive. The knurled barrel keeps the sex bolt from spinning while the flat head screw is tightened from the other side. These parts are secure as there is no way to turn the sex bolt without a drive in the head. Mating screw is phillips flat head, steel, and plated to match the finish on the sex bolt. UOMs are for one set - (1) female sex bolt and (1) male phillips flat head screw.

Brass Material

Part No.	Barrel Dia.	Thread Size	Thread Depth	Head Dia.	Head Ht.	Barrel Lgth.	Plating	Mating Screw	UOM /100
0123330	5/16	10-32	3/4	1/2	1/8	1-3/16	Chrome	10-32 x 1	^
0123331	5/16	10-32	3/4	1/2	1/8	1-3/16	Clear	10-32 x 1	—
0123332	5/16	10-32	3/4	1/2	1/8	1-3/16	Dk Bronze	10-32 x 1	—
0123333	5/16	10-32	3/4	1/2	1/8	1-9/16	Chrome	10-32 x 1	—
0123334	5/16	10-32	3/4	1/2	1/8	1-9/16	Clear	10-32 x 1	—
0123335	5/16	10-32	3/4	1/2	1/8	1-9/16	Dk Bronze	10-32 x 1	—
0123336	3/8	1/4-20	1-1/4	9/16	5/32	1-9/16	Chrome	1/4-20 x 1-1/2	—
0123337	3/8	1/4-20	1-1/4	9/16	5/32	1-9/16	Clear	1/4-20 x 1-1/2	—
0123338	3/8	1/4-20	1-1/4	9/16	5/32	1-9/16	Dk Bronze	1/4-20 x 1-1/2	—
0123339	3/8	1/4-20	1-1/4	9/16	5/32	2-1/16	Chrome	1/4-20 x 1-1/2	—
0123340	3/8	1/4-20	1-1/4	9/16	5/32	2-1/16	Clear	1/4-20 x 1-1/2	—
0123341	3/8	1/4-20	1-1/4	9/16	5/32	2-1/16	Dk Bronze	1/4-20 x 1-1/2	—
0123342	1/2	5/16-18	1-1/4	3/4	3/16	2-1/16	Chrome	5/16-18 x 1-1/2	—
0123343	1/2	5/16-18	1-1/4	3/4	3/16	2-1/16	Clear	5/16-18 x 1-1/2	—
0123344	1/2	5/16-18	1-1/4	3/4	3/16	2-1/16	Dk Bronze	5/16-18 x 1-1/2	—
11103452	5/16"	10-32	3/4"	1/2	1/8"	2	Clear	10-32X1	—
11103453	5/16"	10-32	3/4"	1/2	1/8"	2	Chrome	10-32X1	—
11103454	5/16"	10-32	3/4"	1/2	1/8"	3	Chrome	10-32X1	—
11103455	5/16"	10-32	3/4"	1/2	1/8"	3	Clear	10-32X1	—
11103456	3/8"	1/4-20	3/4"	9/16	5/32"	3	Chrome	1/4-20X1-1/2	—
11103457	3/8"	1/4-20	3/4"	9/16	5/32"	3	Clear	1/4-20X1-1/2	—
11103459	1/2"	5/16-18	3/4"	3/4	3/16"	3	Chrome	5/16-18X1-1/2	—

Stainless Steel Material

Part No.	Barrel Dia.	Thread Size	Thread Depth	Head Dia.	Head Ht.	Barrel Lgth.	Mating Screw	UOM /100
0123345	5/16	10-32	3/4	1/2	1/8	1-3/16	10-32 x 1	^
0123346	5/16	10-32	3/4	1/2	1/8	1-9/16	10-32 x 1	—
0123347	3/8	1/4-20	3/4	9/16	5/32	1-9/16	1/4-20 x 1	—
0123348	3/8	1/4-20	3/4	9/16	5/32	2-1/16	1/4-20 x 1	—
0123349	1/2	3/8-16	3/4	3/4	3/16	1-3/4	None	—
0123350	1/2	5/16-18	3/4	3/4	3/16	2-1/16	5/16-18 x 1	—
11103460	1/4"	8-32	5/8"	1/2	1/8"	1-3/16"	8-32X7/8	—
11103461	1/4"	8-32	5/8"	1/2	1/8"	1-9/16"	8-32X7/8	—
11103462	1/4"	8-32	5/8"	1/2	1/8"	2	8-32X7/8	—
11103463	1/4"	8-32	5/8"	1/2	1/8"	3	8-32X7/8	—
11103464	5/16"	10-32	3/4"	1/2	1/8"	2	10-32X1	—
11103465	5/16"	10-32	3/4"	1/2	1/8"	3	10-32X1	—
11103466	3/8"	1/4-20	5/8"	9/16	5/32"	1	1/4-20X7/8	—
11103467	3/8"	1/4-20	3/4"	9/16	5/32"	3	1/4-20X1-1/2	—
11103468	1/2"	5/16-18	3/4"	3/4	3/16"	3	5/16-18X1-1/2	—

Combo/Flat/Oval Head Sex Bolts, Archt. Series Hex Bolts

Combo Head Sex Bolts

Combo Head Sex Bolts
Steel Zinc Plated

1/4" Barrel diameter, combination slotted/phillips drive.

Slotted Truss head machine screws available in zinc and found on page GFXWD.

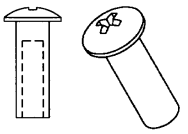

Part No.	Barrel Lgth.	Thread Size	Thread Depth	Drive	Head Ht.	UOM /100
0123378	1/4	10-24	Thru	Slot	1/8	^
0123379	5/16	10-32	Thru	Slot	1/8	—
0123380	3/8	10-24	5/16	Combo	1/8	—
0123381	1/2	10-24	3/8	Combo	1/8	—
0123382	5/8	10-24	3/8	Combo	1/8	—
0123383	3/4	10-24	3/8	Combo	1/8	—
0123384	1	10-24	3/8	Combo	1/8	—
0123385	1-1/4	10-24	3/8	Combo	1/8	—
0123386	1-1/2	10-24	3/8	Combo	1/8	—
11103474	1/4"	8-32	1/4"	SLOT	3/32"	—
11103475	3/8"	8-32	15/64"	COMBO	3/32"	—
11103476	1/2"	8-32	3/8"	COMBO	3/32"	—
11103477	5/8"	8-32	3/8"	COMBO	3/32"	—
11103478	3/4"	8-32	3/8"	COMBO	3/32"	—
11103479	1"	8-32	3/8"	COMBO	3/32"	—
11103480	1/2"	1/4-20	3/8"	COMBO	5/32"	—
11103481	3/4"	1/4-20	3/8"	COMBO	5/32"	—
11103482	1"	1/4-20	3/8"	COMBO	5/32"	—
11103483	1-1/4"	1/4-20	1/2"	COMBO	5/32"	—
11103484	1-1/2"	1/4-20	1/2"	COMBO	5/32"	—

Slotted Flat Head Sex Bolts

Slotted Flat Head Sex Bolts

Measured from over the head to the end of the barrel, and have a standard 82° countersunk head

Slotted Flat head machine screws available in zinc and found on page GFXWD.

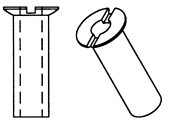

Part No.	Barrel Dia.	Overall Lgth.	Thread Size	Thread Depth	Material /Finish	UOM /100
0123396	13/64	27/64	8-32	Thru	Steel Zinc	^
0123397	13/64	1/2	8-32	Thru	Brass Plain	—
0123398	13/64	3/4	8-32	Thru	Brass Plain	—
0123400	5/16	7/16	10-32	Thru	Stainless	—
11103587	5/16"	1	10-32	Thru	Stainless	—
11103588	.425"	3/4	5/16-18	Thru	Stainless	—
11103589	.425"	1	5/16-18	0.6	Stainless	—

Slotted Oval Head Sex Bolts

Slotted Oval Head Sex Bolts
(no mating screw)

Sex Bolts have slotted Truss Heads - no knurl under the head, no mating screw

Slotted Oval head machine screws available in zinc and found on page GFXWD.

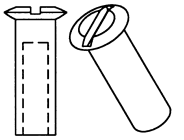

Part No.	Barrel Dia.	Overall Lgth.	Thread Size	Thread Depth	Head Dia.	Material /Finish	UOM /100
0123389	3/16	13/64	6-32	.200	1/4	Brass Nickel	^
0123390	3/16	9/32	6-32	.200	1/4	Brass Nickel	—
0123391	3/16	7/16	6-32	5/16	1/4	Brass Nickel	—
0123395	3/16	5/8	6-32	3/8	3/8	Brass Nickel	—
0123392	3/16	9/16	6-32	5/16	1/4	Brass Nickel	—
0123393	1/4	5/16	8-32	1/4	23/64	Brass Nickel	—
0123394	1/4	21/64	10-32	.275	11/32	Brass Nickel	—
0123399	1/4	5/8	10-32	1/4	7/16	Steel Nickel	—

Architectural Series Hex Bolts

Architectural Series Hex Bolts
Mating machine screws found on GFXWD.

Sex Bolts have slotted Truss Heads - no knurl under the head, no mating screw

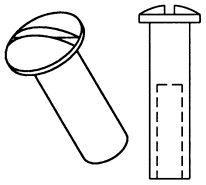

Steel Material

Part No.	Barrel Dia.	Thread Size	Thread Depth	Head Ht.	Barrel Lgth.	Plating	UOM /100
0123351	1/4	8-32	.200	1/8	1/4	Zinc	^
0123352	1/4	8-32	1/4	1/8	1/2	Zinc	—
0123353	1/4	8-32	1/2	1/8	3/4	Zinc	—
0123354	1/4	8-32	1/2	1/8	1	Zinc	—
0123355	5/16	10-32	1/4	9/64	1/2	Zinc	—
0123356	5/16	10-32	1/2	9/64	3/4	Zinc	—
11103469	3/8"	1/4-20	1"	5/32"	1-9/16"	Zinc	—
11103470	3/8"	1/4-20	1"	5/32"	1-9/16"	Chrome	—
11103471	3/8"	1/4-20	1"	5/32"	1-9/16"	Brass	—

Brass Material

Part No.	Barrel Dia.	Thread Size	Thread Depth	Head Ht.	Barrel Lgth.	Plating	UOM /100
0123357	1/4	8-32	.200	1/8	1/4	Chrome	^
0123358	1/4	8-32	1/4	1/8	1/2	Chrome	—
0123359	1/4	8-32	1/2	1/8	3/4	Chrome	—
0123360	1/4	8-32	1/2	1/8	1	Chrome	—
0123361	5/16	10-32	1/4	9/64	1/2	Chrome	—
0123362	5/16	10-32	1/2	9/64	3/4	Chrome	—
0123363	1/4	8-32	.200	1/8	1/4	None	—
0123364	1/4	8-32	1/4	1/8	1/2	None	—
0123365	1/4	8-32	1/2	1/8	3/4	None	—
0123366	1/4	8-32	1/2	1/8	1	None	—
0123367	5/16	10-32	1/4	9/64	1/2	None	—
0123368	5/16	10-32	1/2	9/64	3/4	None	—

Stainless Steel Material

Part No.	Barrel Dia.	Thread Size	Thread Depth	Head Ht.	Barrel Lgth.	Plating	UOM /100
0123369	1/4	8-32	.200	1/8	1/4	None	^
0123370	1/4	8-32	1/4	1/8	1/2	None	—
0123371	1/4	8-32	1/2	1/8	3/4	None	—
0123372	1/4	8-32	1/2	1/8	1	None	—
0123373	5/16	10-32	1/4	9/64	1/2	None	—
0123374	5/16	10-32	1/2	9/64	3/4	None	—
0123375	3/8	1/4-20	1/2	5/32	1/2	None	—
0123376	3/8	1/4-20	1/2	5/32	3/4	None	—
0123377	3/8	1/4-20	1/2	5/32	1	None	—

Aluminum Material

Part No.	Barrel Dia.	Thread Size	Thread Depth	Head Ht.	Barrel Lgth.	UOM /100
0123387	3/8	1/4-20	3/16	1/8	1/4	^
0123388	3/8	1/4-20	9/16	1/8	7/8	—
11103472	3/8"	1/4-20	1"	1/8"	1-9/16"	—
11103473	3/8"	1/4-20	3/4"	1/8"	1-11/16"	—

Rivet Styles

Rivet Styles	Features/Benefits	Materials Available
Open End 	• For blind fastening where there is no access to opposite side of work • Simple to install • Wide variety of head styles and lengths available	• Steel/steel • Aluminum/aluminum • Aluminum/steel • Stainless/stainless • Stainless/steel • Copper/brass • Copper/steel
Closed End	• Moisture-resistant due to tight seal • Greater shear and tensile strength • Mandrel is retained 100% of time	• Aluminum/steel • Aluminum/aluminum • Stainless/stainless
Multi-Grip	• Extended grip range capacity • Reduces inventory (fewer sizes required) • Use as a standard open end rivet • No special tools required	• Aluminum/steel • Steel/steel
Q-Lok 	• Retained mandrel increases shear and tensile strength • Use in high vibration applications • Mandrel breaks flush when used in mid-grip range • Moisture-resistant due to tight seal • Up to 3⁄16" diameter	• Steel/steel
Lok-Bolts 	• Retained mandrel increases shear and tensile strength • Use in high vibration applications • Moisture-resistant due to tight seal • Available in 1⁄4"	• Steel/steel
T-Rivets	• High clamp up • High shear strength • Creates a wide bearing surface	• Aluminum/steel
Special Application Rivets	• Small flange rivet used primarily for fastening decorative materials on boats, automobiles, trucks & other motor vehicles • Best suited to applications where a discreet, secure installation of non-critical components is needed.	• Stainless/steel • Aluminum/aluminum
Washers	• Round or square back-up plates used as spacers where 2 pieces are to be joined, but can't actually touch, or when additional work thickness is required • Work with soft materials	• Aluminum • Steel
Plastic	• Precision-molded, all-nylon • Secure lock prevents pull-out • Fasten plastic to plastic, plastic to metal or plastic to fiberglass	

Rivet Styles

Selecting the Correct Rivet

Marson/Creative Fastener Inc. offers a full line of headed rivets for general consumer and industrial applications.
The materials and manufacturing processes used to head rivet bodies increase their shear and tensile values over eyelet-style rivets. These easy-to-use rivets are used to fasten together two or more pieces of material of varying thickness.

The shear and tensile strength of the rivet selected and the number of rivets used in the application should equal or exceed the joint strength requirements. Typical ultimate shear and tensile values of Klik-Fast rivets are listed by rivet body diameter and alloy on the specification pages starting on page 303.

Determine the total material thickness to be joined; refer to the Grip Range column on the specific page; select the rivet size that equals or exceeds the application thickness. Note the rivet barrel length, Column L, is not the grip range.

The rivet body alloy, in addition to being chosen for strength requirements, should also be selected for compatibility with the materials to be joined to avoid galvanic corrosion caused by coupling dissimilar metals. If dissimilar metals are widely separated on the galvanic chart, it is advisable to separate them with a dielectric material such as paint or other coating.

Head StylesFeatures/Benefits

Buttonhead



- Low profile head diameter is twice the rivet body diameter, providing adequate bearing surface for nearly all applications
- Open-end buttonhead rivets offer the broadest selection of sizes available.

Large Flange

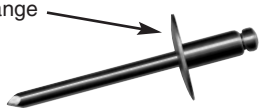

- Provide greater bearing surface for fastening soft and brittle facing materials and oversize facing holes
- Work well with soft materials, where the increased flange diameter protects the integrity of the application

Countersunk



- 120° countersunk rivets for applications where flush appearance is required

Closed-End

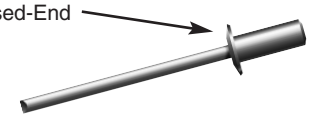

- Moisture-resistant
- Up to 45% greater shear and tensile strength over equivalent open end rivets
- 100% mandrel retention
- Ideal for electric or electronics applications

Rivet Code Explanation

Example: **ABL6-6A**

A — First Letter.....Rivet material (A - Aluminum, S - Steel, C -Copper, SS - Stainless Steel)
B — Second Letter .....Style of Head (B - Buttonhead, C - Countersunk)
L — Third Letter (if any).....Large Flange Head
6 — First Number.....Body Diameter in 32nd's
6 — Second Number .....Maximum Grip Length in 16th's
A — Final Letter (S)..... A - Aluminum Mandrel, S - Stainless Steel Mandrel, B - Brass Mandrel, C - Copper Plated Steel Mandrel, CLD - Closed-End, MG - Multi-Grip, QL - Q-Lok, LB - Lok Bolt. No letter indicates steel mandrel.

Value Line Rivets

Steel Rivets

Plated-Steel Rivet•Coated Steel Mandrel•IFI Grade 30

The Value Line of rivets is a complete line of headed rivets for general consumer and industrial applications. The materials and manufacturing processes used to head rivet bodies increases their shear and tensile strength values over eyelet style rivets. These easy-to-use rivets are used to fasten together two or more pieces of material of varying thickness.

The shear and tensile strength of the rivet selected and the number of rivets used in the application should equal or exceed the joint strength requirements. Determine the total material thickness to be joined; refer to the Grip Range column on the specific page, select the rivet size that meets or exceeds the application thickness. Note: The rivet barrel length, column L, is not the grip range.

The rivet body alloy, in addition to being chosen for strength requirements, should also be selected for compatibility with the materials to be joined to avoid galvanic corrosion caused by coupling dissimilar metals. If dissimilar metals are widely separated on the galvanic chart, it is advisable to separate them with a dielectric material such as paint or other coatings.

HEAD STYLES, FEATURES & BENEFITS:

Buttonhead
- Low profile head diameter is twice the rivet body diameter, providing adequate bearing surface for nearly all applications.
- Open-end buttonhead rivets offer the broadest selection of sizes available.

Large Flange
- Provide greater bearing surface for fastening soft and brittle facing materials and oversize facing holes.
- Work well with soft materials, where the increased flange diameter protects the integrity of the application

Countersunk
- 120° countersunk rivets for applications where flush appearance is required

Closed-End
- Moisture-resistant
- Up to 45% greater shear and tensile strength over equivalent open end rivets
- 100% mandrel retention
- Ideal for electric or electronics applications

Buttonhead

Ref. No.	Pkg. Part No.	Pkg. Qty.	Pkg. UOM	Bulk Part No.	Bulk Pkg. Qty.	Bulk UOM	Rivet Dia. Norm. Inch	Rivet Lgth. max.	Grip Range
SB3-4	41102	500	^—				3/32" (.094)	.375	.126-.250
SB4-2	41103	500	—	0156102	500	—	1/8" (.125)	.275	.063-.125
SB4-3	41107	500	—	0156106	500	—		.337	.126-.187
SB4-4	41109	500	—	0156108	500	—		.400	.188-.250
SB4-5	41113	500	—	0156113	500	—		.462	.251-.312
SB4-6	41115	500	—	0156114	500	—		.525	.313-.375
SB4-8	41116	500	—	0156115	500	—		.650	.376-.500
SB5-2	41118	500	—	0156116	500	—	5/32" (.156)	.300	.062-.125
SB5-3	41119	500	—	0156117	500	—		.362	.126-.187
SB5-4	41120	500	—	0156118	500	—		.425	.188-.250
SB5-6	41122	500	—	0156119	500	—		.550	.251-.375
SB5-8	41123	500	—	0156120	500	—		.675	.376-.500
SB6-2	41124	500	—	0156121	500	—	3/16" (.187)	.325	.062-.125
SB6-4	41125	500	—	0156122	500	—		.450	.126-.250
SB6-6	41127	500	—	0156124	500	—		.575	.251-.375
SB6-8	41129	500	—	0156126	500	—		.700	.376-500
SB6-10	41131	500	—	0156128	500	—		.825	.501-.625
SB6-12	41133	500	—	0156130	500	—		.950	.626-.750
SB8-4	41135	500	—	0156132	500	—	1/4" (.250)	.500	.062-.250
SB8-6	41136	500	—	0156133	500	—		.625	.251-.375
SB8-8	41137	500	—	0156134	500	—		.750	.376-.500
SB8-10	41138	500	—	0156135	500	—		.875	.501-.625
SB8-12	41139	500	—	0156136	500	—		1.000	.626-.750

Large Flange

Ref. No.	Pkg. Part No.	Pkg. Qty.	Pkg. UOM	Bulk Part No.	Bulk Pkg. Qty.	Bulk UOM	Rivet Dia. Norm. Inch	Rivet Lgth. max.	Grip Range
SBL4-2	41106	500	^—	0156104	500	^—	1/8" (.125)	.275	.032-.125
SBL4-3	0125835	500	—	0156111	500	—		.337	.126-.187
SBL4-4	41112	500	—	0156112	500	—		.400	.188-.250
SBL6-4	41126	500	—	0156123	500	—	3/16" (.187)	.450	.062-.250
SBL6-6	41128	500	—	0156125	500	—		.575	.251-.375
SBL6-8	41130	500	—	0156127	500	—		.700	.376-.500
SBL6-10	41132	500	—	0156129	500	—		.825	.501-.625
SBL6-12	41134	500	—	0156131	500	—		.950	.626-.750

120° Countersunk

Ref. No.	Pkg. Part No.	Pkg. Qty.	Pkg. UOM	Bulk Part No.	Bulk Pkg. Qty.	Bulk UOM	Rivet Dia. Norm. Inch	Rivet Lgth. max.	Grip Range
SC4-2	41104	500	^—	0156103	500	^—	1/8" (.125)	.275	.062-.125
SC4-3	41108	500	—	0156107	500	—		.337	.126-.187
SC4-4	41110	500	—	0156109	500	—		.400	.188-.250

Aluminum Rivets

Aluminum Mandrel - IFI Grade 11

ButtonHead

Ref. No.	Pkg. Part No.	Pkg. Qty.	Pkg. UOM	Bulk Part No.	Bulk Pkg. Qty.	Bulk UOM	Rivet Dia. Norm. Inch	Rivet Lgth. max.	Grip Range
AB3-2A	41001	500	^—	0156062	500	^—	3/32" (.094)	.250	.032-.125
AB3-4A	41002	500	—					.375	.126-.250
AB4-1A	0125848	500	—	0156064	500	—	1/8" (.125)	.212	.032-.062
AB4-2A	41003	500	—	0156065	500	—		.275	.063-.125
AB4-3A	41007	500	—	0156068	500	—		.337	.126-.187
AB4-4A	41009	500	—	0156069	500	—		.400	.188-.250
AB4-5A	41013	500	—	0156077	500	—		.462	.251-.312
AB4-6A	41015	500	—	0156078	500	—		.525	.313-.375
AB4-8A	41016	500	—	0156079	500	—		.650	.376-.500
AB4-10A	41017	500	—	0156080	500	—		.775	.501-.625
AB5-2A	41018	500	—	0156081	500	—	5/32" (.156)	.300	.062-.125
AB5-3A	41019	500	—	0156082	500	—		.362	.126-.187
AB5-4A	41020	500	—	0156083	500	—		.425	.188-.250
AB5-6A	41022	500	—	0156084	500	—		.550	.251-.375
AB5-8A	41023	500	—	0156085	500	—		.675	.376-.500
AB6-2A	41024	500	—	0156086	500	—	3/16" (.187)	.325	.062-.125
AB6-4A	41025	500	—	0156087	500	—		.450	.126-.250
AB6-6A	41027	500	—	0156089	500	—		.575	.251-.375
AB6-8A	41029	500	—	0156091	500	—		.700	.376-.500
AB6-10A	41031	500	—	0156093	500	—		.825	.501-.625
AB6-12A	41033	500	—	0156095	500	—		.950	.626-.750
AB6-16A	0125852	500	—					1.200	.751-1.00
AB8-4A	41035	500	—	0156098	500	—	1/4" (.250)	.500	.062-.250
AB8-6A	41036	500	—	0156099	500	—		.625	.251-.375
AB8-8A	41037	500	—	0156100	500	—		.750	.376-.500

Large Flange

Ref. No.	Pkg. Part No.	Pkg. Qty.	Pkg. UOM	Bulk Part No.	Bulk Pkg. Qty.	Bulk UOM	Rivet Dia. Norm. Inch	Rivet Lgth. max.	Grip Range
ABL4-2A	41006	500	^—	0156067	500	^—	1/8" (.125)	.275	.032-.125
ABL4-4A	41012	500	—	0156076	500	—		.400	.188-.250
ABL6-4A	41026	500	—	0156088	500	—	3/16" (.187)	.450	.062-.250
ABL6-6A	41028	500	—	0156090	500	—		.575	.251-.375
ABL6-8A	41030	500	—	0156092	500	—		.700	.376-.500
ABL6-10A	41032	500	—	0156094	500	—		.825	.501-.625
ABL6-12A	41034	500	—	0156096	500	—		.950	.626-.750

120° Countersunk

Ref. No.	Pkg. Part No.	Pkg. Qty.	Pkg. UOM	Bulk Part No.	Bulk Pkg. Qty.	Bulk UOM	Rivet Dia. Norm. Inch	Rivet Lgth. max.	Grip Range
AC4-2A	41004	500	^—	0156066	500	^—	1/8" (.125)	.275	.062-.125
AC4-4A	41010	500	—	0156070	500	—		.400	.188-.250

Value Line Rivets

Value Line Rivets Cont.

ValueRivet™

Aluminum/Steel Rivets
5056 Aluminum Rivets•Coated Steel Mandrel•IFI Grade 19

Buttonhead

Ref. No.	Pkg. Part No.	Pkg. Qty.	Pkg. UOM	Bulk Part No.	Bulk Qty.	Bulk UOM	Rivet Dia. Norm. Inch	Rivet Lgth. max.	Grip Range
AB3-2	41201	500	^—	0156137	500	^—	3/32" (.094)	.250	.032-.125
AB3-4	41202	500	—	0156138	500	—		.375	.126-.250
AB4-2	41203	500	—	0156139	500	—	1/8" (.125)	.275	.063-.125
AB4-3	41207	500	—	0156141	500	—		.337	.126-.187
AB4-4	41209	500	—	0156142	500	—		.400	.188-.250
AB4-5	41213	500	—	0156145	500	—		.462	.251-.312
AB4-6	41215	500	—	0156146	500	—		.525	.313-.375
AB4-8	41216	500	—	0156147	500	—		.650	.376-.500
AB5-2	41218	500	—	0156148	500	—	5/32" (.156)	.300	.062-.125
AB5-3	41219	500	—	0156149	500	—		.362	.126-.187
AB5-4	41220	500	—	0156150	500	—		.425	.188-.250
AB5-6	41222	500	—	0156151	500	—		.550	.251-.375
AB5-8	41223	500	—	0156152	500	—		.675	.376-.500
AB6-2	41224	500	—	0156153	500	—	3/16" (.187)	.325	.062-.125
AB6-4	41225	500	—	0156154	500	—		.450	.126-.250
AB6-6	41227	500	—	0156156	500	—		.575	.251-.375
AB6-8	41229	500	—	0156158	500	—		.700	.376-.500
AB6-10	41231	500	—	0156160	500	—		.825	.501-.625
AB6-12	41233	500	—	0156162	500	—		.950	.626-.750
AB8-4	41235	500	—	0156164	500	—	1/4" (.250)	.500	.062-.250
AB8-8	41237	500	—	0156165	500	—		.750	.376-.500

Large Flange

Ref. No.	Pkg. Part No.	Pkg. Qty.	Pkg. UOM	Bulk Part No.	Bulk Qty.	Bulk UOM	Rivet Dia. Norm. Inch	Rivet Lgth. max.	Grip Range
ABL4-2	41206	500	^—	0156140	500	^—	1/8" (.125)	.275	.032-.125
ABL4-4	41212	500	—	0156144	500	—		.400	.188-.250
ABL6-4	41226	500	—	0156155	500	—	3/16" (.187)	.450	.062-.250
ABL6-6	41228	500	—	0156157	500	—		.575	.251-.375
ABL6-8	41230	500	—	0156159	500	—		.700	.376-.500
ABL6-10	41232	500	—					.825	.501-.625
ABL6-12	41234	500	—	0156163	500	—		.950	.626-.750

120° Countersunk

Ref. No.	Pkg. Part No.	Pkg. Qty.	Pkg. UOM	Bulk Part No.	Bulk Qty.	Bulk UOM	Rivet Dia. Norm. Inch	Rivet Lgth. max.	Grip Range
AC4-4	41210	500	^—	0156143	10000	^—	1/8" (.125)	.400	.188-.250

Stainless Rivets
Stainless Rivets•Stainless Steel Mandrel•IFI Grade 51

Buttonhead

Ref. No.	Pkg. Part No.	Pkg. Qty.	Pkg. UOM	Bulk Part No.	Bulk Qty.	Bulk UOM	Rivet Dia. Norm. Inch	Rivet Lgth. max.	Grip Range
SSB4-2S	41403	500	^—	0156175	500	^—	1/8" (.125)	.275	.063-.125
SSB4-3S	41407	500	—	0156176	500	—		.337	.126-.187
SSB4-4S	41409	500	—	0156177	500	—		.400	.188-.250
SSB4-5S	41413	500	—	0156179	500	—		.462	.251-.312
SSB4-6S	41415	500	—	0156180	500	—		.525	.313-.375
SSB4-8S	41416	500	—	0156181	500	—		.650	.376-.500
SSB5-2S	41418	500	—	0156182	500	—	5/32" (.156)	.300	.062-.125
SSB5-4S	41420	500	—	0156183	500	—		.425	.188-.250
SSB5-6S	41422	500	—	0156184	500	—		.550	.251-.375
SSB6-2S	41424	500	—	0156185	500	—	3/16" (.187)	.625	.062-.125
SSB6-4S	41425	500	—	0156186	500	—		.800	.126-.250
SSB6-6S	41427	500	—	0156187	500	—		.575	.251-.375
SSB6-8S	41429	500	—	0156189	500	—		.700	.376-.500
SSB6-10S	41431	500	—	0156190	500	—		.825	.501-.625
SSB6-12S	41433	500	—	0156191	500	—		.950	.626-.750
SSB6-16S	0125886	500	—	0156192	500	—		1.200	.751-1.000
SSB8-4S	0125887	500	—	0156193	500	—	1/4" (.250)	.500	.062-.250

Large Flange

Ref. No.	Pkg. Part No.	Pkg. Qty.	Pkg. UOM	Bulk Part No.	Bulk Qty.	Bulk UOM	Rivet Dia. Norm. Inch	Rivet Lgth. max.	Grip Range
SSBL4-2S	0125892	500	^—	0156194	500	^—	1/8" (.125)	.275	.032-.125
SSBL4-4S	41412	500	—	0156178	500	—		.400	.188-.250
SSBL6-6S	41428	500	—	0156188	500	—	3/16" (.187)	.575	.251-.375
SSBL6-8S	0125895	500	—	0156195	500	—		.700	.376-.500
SSBL6-12S	0125897	500	—	0156196	500	—		.950	.626-.750

120° Countersunk

Ref. No.	Pkg. Part No.	Pkg. Qty.	Pkg. UOM	Bulk Part No.	Bulk Qty.	Bulk UOM	Rivet Dia. Norm. Inch	Rivet Lgth. max.	Grip Range
SSC4-3S	0125899	500	^—	0156197	500	^—	1/8" (.125)	.337	.126-.187

Stainless/Steel Rivets
Stainless Rivets•Coated Steel Mandrel•IFI Grade 50

Buttonhead

Ref. No.	Pkg. Part No.	Pkg. Qty.	Pkg. UOM	Bulk Part No.	Bulk Qty.	Bulk UOM	Rivet Dia. Norm. Inch	Rivet Lgth. max.	Grip Range
SSB4-2	41303	500	^—	0156166	500	^—	1/8" (.125)	.275	.063-.125
SSB4-3	41307	500	—	0156167	500	—		.337	.126-.187
SSB4-4	41309	500	—	0156168	500	—		.400	.188-.250
SSB4-6	41315	500	—	0156169	500	—		.525	.313-.375
SSB4-8	41316	500	—	0156170	500	—		.650	.376-.500
SSB5-4	41320	500	—	0156171	500	—	5/32" (.156)	.425	.126-.250
SSB5-6	41322	500	—					.550	.251-.375
SSB6-4	41325	500	—	0156172	500	—	3/16" (.187)	.450	.126-.250
SSB6-6	41327	500	—	0156173	500	—		.575	.251-.375
SSB6-8	41329	500	—	0156174	500	—		.700	.376-.500

Painted Rivets•Buttonhead

Steel Rivet•Coated Steel Mandrel•IFI Grade 30

Ref. No.	Pkg. Part No.	Pkg. Qty.	Pkg. UOM	Bulk Part No.	Bulk Qty.	Bulk UOM	Rivet Dia. Norm. Inch	Rivet Lgth. max.	Grip Range
SB4-2W	0125921	500	^—	0156105	500	^—	1/8" (.125)	.275	.063-.125
SB4-2BR				0156019	10000	—		0.275	.063-.125
SB4-3BR				0156020	10000	—		0.337	.126-.187
SB4-4BR				0156021	10000	—		0.400	.188-.250
SB4-4W	0125923	500	—	0156110	500	—		.400	.188-.250

Aluminum Rivets•Aluminum Mandrel•IFI Grade 11

Ref. No.	Pkg. Part No.	Pkg. Qty.	Pkg. UOM	Bulk Part No.	Bulk Qty.	Bulk UOM	Rivet Dia. Norm. Inch	Rivet Lgth. max.	Grip Range
AB4-2AW	0125919	500	^—	0156071	500	^—	1/8" (.125)	.275	.063-.125
AB4-3AW	41054	500	—	0156072	500	—		.337	.126-.187
AB4-4AW	0125920	500	—	0156073	500	—		.400	.188-.250
AB4-4ABR	41055	500	—	0156074	500	—		.400	.188-.250
AB4-8AW	41061	500	—	0156075	500	—		.650	.376-.500

Steel Rivets

Alcoa Fastening Systems

ALCOA

marson

Plated-Steel Rivet•Coated Steel Mandrel•IFI Grade 30

Marson offers a full line of headed rivets for general consumer and industrial applications. The materials and manufacturing processes used to head rivet bodies increases their shear and tensile strength values over eyelet-style rivets. These easy-to-use rivets are used to fasten together two or more pieces of material of varying thickness.

The shear and tensile strength of the rivet selected and the number of rivets used in the application should equal or exceed the joint strength requirements. Typical ultimate shear and tensile values of Klik-Fast rivets are listed by rivet body diameter and alloy on the specification pages starting on page GFXWD.

Determine the total material thickness to be joined; refer to the Grip Range column on the specific page, select the rivet size that meets or exceeds the application thickness. Note: The rivet barrel length, column L, is not the grip range.

The rivet body alloy, in addition to being chosen for strength requirements, should also be selected for
compatibility with the materials to be joined to avoid
galvanic corrosion caused by coupling dissimilar metals. If dissimilar metals are widely separated on the galvanic chart, it is advisable to separate them with a dielectric material such as paint or other coatings.

Buttonhead

Ref. No.	Pkg. Part No.	Pkg. Qty.	Pkg. UOM	Bulk Part No.	Bulk Pkg. Qty.	Bulk UOM	Rivet Dia. Norm. Inch	Rivet Lgth. max.	Grip Range
SB3-2	41101	500	^—	0126107	500	^—	3/32" (.094)	.250	.032-.125
SB3-4	0155869	500	—	0126108	500	—		.375	.126-.250
SB4-1	0125827	500	—	0126109	1	—	1/8" (.125)	.212	.032-.062
SB4-2	0155870	500	—	0126110	1	—		.275	.063-.125
SB4-3	0155871	500	—	0126111	500	—		.337	.126-.187
SB4-4	0155872	500	—	0126112	1	—		.400	.188-.250
SB4-5	0155873	500	—	0126113	1	—		.462	.251-.312
SB4-6	0155874	500	—	0126114	1	—		.525	.313-.375
SB4-8	0155875	500	—	0126115	1	—		.650	.376-.500
SB4-10	41117	500	—	0126116	1	—		.775	.501-.625
SB5-2	0155876	500	—	0126117	500	—	5/32" (.156)	.300	.062-.125
SB5-3	0155877	500	—	0126118	500	—		.362	.126-.187
SB5-4	0155878	500	—	0126119	500	—		.425	.188-.250
SB5-6	0155879	500	—	0126120	500	—		.550	.251-.375
SB5-8	0155880	500	—	0126121	500	—		.675	.376-.500
SB5-10	0155881	500	—	0126122	500	—		.800	.501-.625
SB5-12	0155882	500	—	0126123	500	—		.925	.676-.750
SB6-2	0155883	500	—	0126124	500	—	3/16" (.187)	.325	.062-.125
SB6-4	0155884	500	—	0126125	500	—		.450	.126-.250
SB6-6	0155885	500	—	0126126	500	—		.575	.251-.375
SB6-8	0155886	500	—	0126127	500	—		.700	.376-.500
SB6-10	0155887	500	—	0126128	500	—		.825	.501-.625
SB6-12	0155888	500	—	0126129	500	—		.950	.626-.750
SB6-14	0125830	500	—	0126130	500	—		1.075	.751-.875
SB6-16	0125831	500	—	0126131	500	—		1.200	.876-1.000
SB8-2	0125832	500	—	0126132	500	—	1/4" (.250)	.375	.062-.125
SB8-4	0155889	500	—	0126133	500	—		.500	.062-.250
SB8-6	0155890	500	—	0126134	500	—		.625	.376-.500
SB8-8	0155891	500	—	0126135	500	—		.750	.376-.500
SB8-10	0155892	500	—	0126136	500	—		.875	.501-.625
SB8-12	0155893	500	—	0126137	500	—		1.000	.626-.750
SB8-14	0155894	500	—	0126138	500	—		1.125	.751-1.00
SB8-16	0155895	500	—	0126139	500	—		1.250	.876-1.000

Large Flange

Ref. No.	Pkg. Part No.	Pkg. Qty.	Pkg. UOM	Bulk Part No.	Bulk Pkg. Qty.	Bulk UOM	Rivet Dia. Norm. Inch	Rivet Lgth. max.	Grip Range
SBL4-2	0155896	500	^—	0126140	500	^—	1/8" (.125)	.275	.032-.125
SBL4-3	0155897	500	—	0126141	500	—		0.337	.126-.187
SBL4-4	0155898	500	—	0126142	500	—	1/8" (.125)	.400	.188-.250
SBL4-6	0125836	500	—	0126143	500	—		.525	.251-.375
SBL4-8	0155899	500	—	0126144	500	—		.650	.376-.500
SBL5-4	0155900	500	—	0126145	500	—	5/32" (.156)	.425	.188-.250
SBL5-6	0155901	500	—	0126146	500	—		.550	.251-.375
SBL5-8	0155902	500	—	0126147	500	—		.675	.376-.500
SBL6-4	0155903	500	—	0126148	500	—	3/16" (.187)	.450	.062-.250
SBL6-6	0155904	500	—	0126149	500	—		.575	.251-.375
SBL6-8	0155905	500	—	0126150	500	—		.700	.376-.500
SBL6-10	0155906	500	—	0126151	500	—		.825	.501-.625
SBL6-12	0155907	500	—	0126152	500	—		.950	.626-.750
SBL6-14				0126153	500	—		1.075	.751-.875
SBL6-16	0155909	500	—	0126154	500	—		1.200	.751-1.000

120°Countersunk

Ref. No.	Pkg. Part No.	Pkg. Qty.	Pkg. UOM	Bulk Part No.	Bulk Pkg. Qty.	Bulk UOM	Rivet Dia. Norm. Inch	Rivet Lgth. max.	Grip Range
SC4-2	0155910	500	^—	0126155	500	^—	1/8" (.125)	.275	.063-.125
SC4-3	0155911	500	—	0126156	500	—		.337	.126-.187
SC4-4	0155912	500	—	0126157	500	—		.400	.188-.250
SC4-6	0125843	500	—	0126158	500	—		.525	.251-.375
SC4-8	0125844	500	—	0126159	500	—		.650	.376-.500
SC5-4	0125845	500	—	0126160	500	—	5/32" (.156)	.425	.062-.250
SC6-4	0125846	500	—	0126161	500	—	3/16" (.187)	.450	.126-.250
SC6-6	0155913	500	—	0126162	500	—		.575	.251-.375

Aluminum Rivets

Aluminum Rivet•Aluminum Mandrel•IFI Grade 11

Buttonhead

Ref. No.	Pkg. Part No.	Pkg. Qty.	Pkg. UOM	Bulk Part No.	Bulk Pkg. Qty.	Bulk UOM	Rivet Dia. Norm. Inch	Rivet Lgth. max.	Grip Range
AB3-2A	0155914	500	^—	0126163	500	^—	3/32" (.094)	.250	.032-.125
AB3-4A	0155915	500	—	0126164	500	—		.375	.126-.250
AB4-1A	0155916	500	—	0126165	500	—	1/8" (.125)	.212	.032-.062
AB4-2A	0155917	500	—	0126166	500	—		.275	.063-.125
AB4-3A	0155918	500	—	0126167	500	—		.337	.126-.187
AB4-4A	0155919	500	—	0126168	500	—		.400	.188-.250
AB4-5A	0155920	500	—	0126169	500	—		.462	.251-.312
AB4-6A	0155921	500	—	0126170	500	—		.525	.313-.375
AB4-8A	0155922	500	—	0126171	500	—		.650	.376-.500
AB4-10A	0155923	500	—	0126172	500	—		.775	.501-.625
AB5-2A	0155924	500	—	0126173	500	—	5/32" (.156)	.300	.062-.125
AB5-3A	0155925	500	—	0126174	500	—		.362	.126-.187
AB5-4A	0155926	500	—	0126175	500	—		.425	.188-.250
AB5-6A	0155927	500	—	0126176	500	—		.550	.251-.375
AB5-8A	0155928	500	—	0126177	500	—		.675	.376-.500
AB5-10A	0155929	500	—	0126178	500	—		.800	.501-.625
AB5-12A	0155930	500	—	0126179	500	—		.925	.626-.750
AB6-2A	0155931	500	—	0126180	500	—	3/16" (.187)	.325	.062-.125
AB6-4A	0155932	500	—	0126181	500	—		.450	.126-.250
AB6-6A	0155933	500	—	0126182	500	—		.575	.251-.375
AB6-8A	0155934	500	—	0126183	500	—		.700	.376-.500
AB6-10A	0155935	500	—	0126184	500	—		.825	.501-.625
AB6-12A	0155936	500	—	0126185	500	—		.950	.626-.750
AB6-14A	0125851	500	—	0126186	500	—		1.075	.751-.875
AB6-16A	0155937	500	—	0126187	500	—		1.200	.751-1.000
AB6-20A	0155938	500	—	0126188	500	—		1.450	1.125-1.25
AB8-4A	0155939	500	—	0126189	500	—	1/4" (.250)	.500	.062-.250
AB8-6A	0155940	500	—	0126190	500	—		.625	.251-.375
AB8-8A	0155941	500	—	0126191	500	—		.750	.376-.500
AB8-10A	41038	500	—	0126192	500	—		.875	.501-.625
AB8-12A	41039	500	—	0126193	500	—		1.000	.626-.750
AB8-14A	0155942	500	—	0126194	500	—		1.125	.751-.875

Aluminum Rivets, Aluminum/Steel Rivets

Aluminum Rivets Cont.

Alcoa Fastening Systems

marson

Large Flange

Ref. No.	Pkg. Part No.	Pkg. Qty.	Pkg. UOM	Bulk Part No.	Bulk Pkg. Qty.	Bulk UOM	Rivet Dia. Norm. Inch	Rivet Lgth. max.	Grip Range
ABL4-2A	0155943	500	^—	0126195	500	^—	1/8" (.125)	.275	.032-.125
ABL4-3A	0125855	500	—	0126196	500	—		.400	.126-.187
ABL4-4A	0155944	500	—	0126197	500	—		.400	.188-.250
ABL4-6A	0125856	500	—	0126198	500	—		.525	.251-.375
ABL4-8A	0125857	500	—	0126199	500	—		.650	.376-.500
ABL5-4A	0155945	500	—	0126200	500	—	5/32" (.156)	.425	.188-.250
ABL6-4A	0155946	500	—	0126201	500	—	1/8" (.125)	.450	.062-.250
ABL6-6A	0155947	500	—	0126202	500	—		.575	.251-.375
ABL6-8A	0155948	500	—	0126203	500	—		.700	.376-.500
ABL6-10A	0155949	500	—	0126204	500	—		.825	.501-.625
ABL6-12A	0155950	500	—	0126205	500	—		.950	.626-.750
ABL6-16A	0155951	500	—	0126206	500	—		1.200	.751-1.000
ABL6-20A	0155952	500	—	0126207	500	—		1.450	1.125-1.25

120°Countersunk

Ref. No.	Pkg. Part No.	Pkg. Qty.	Pkg. UOM	Bulk Part No.	Bulk Pkg. Qty.	Bulk UOM	Rivet Dia. Norm. Inch	Rivet Lgth. max.	Grip Range
AC4-2A	0155953	500	^—	0126208	500	^—	1/8" (.125)	.275	.063-.125
AC4-3A	41008	500	—	0126209	500	—		.337	.126-.187
AC4-4A	0155954	500	—	0126210	500	—		.400	.188-.250
AC4-6A	0125861	500	—	0126211	500	—		.525	.251-.375
AC5-4A	0125862	500	—	0126212	500	—	5/32" (.156)	.425	.188-.250
AC5-6A	0155955	500	—	0126213	500	—		.550	.251-.375
AC6-4A	0125864	500	—	0126214	500	—	3/16" (.187)	.407	.126-.250
AC6-6A	0125865	500	—	0126215	500	—		.575	.251-.375
AC6-8A	0125866	500	—	0126216	500	—		.700	.376-.500

Aluminum/Steel Rivets

Aluminum/Steel Rivets

5056 Aluminum Rivet•Coated Steel Mandrel•IFI Grade 19

Buttonhead

Ref. No.	Pkg. Part No.	Pkg. Qty.	Pkg. UOM	Bulk Part No.	Bulk Pkg. Qty.	Bulk UOM	Rivet Dia. Norm. Inch	Rivet Lgth. max.	Grip Range
AB3-2	0155956	500	^—	0126217	500	^—	3/32" (.094)	.250	.032-.125
AB3-4	0155957	500	—	0126218	500	—		.375	.126-.250
AB4-1	0125867	500	—	0126219	500	—	1/8" (.125)	.212	.032-.062
AB4-2	0155958	500	—	0126220	500	—		.275	.063-.125
AB4-3	0155959	500	—	0126221	500	—		.337	.126-.187
AB4-4	0155960	500	—	0126222	500	—		.400	.188-.250
AB4-5	0155961	500	—	0126223	500	—		.462	.251-.312
AB4-6	0155962	500	—	0126224	500	—		0.525	.313-.375
AB4-8	0155963	500	—	0126225	500	—		.650	.376-.500
AB4-10	41217	500	—	0126226	500	—		.775	.501-.625
AB5-2	0155964	500	—	0126227	500	—	5/32" (.156)	.300	.062-.125
AB5-3	0155965	500	—	0126228	500	—		.362	.126-.187
AB5-4	0155966	500	—	0126229	500	—		.425	.188-.250
AB5-6	0155967	500	—	0126230	500	—		.550	.251-.375
AB5-8	0155968	500	—	0126231	500	—		.675	.376-.500
AB6-2	0155969	500	—	0126232	500	—	3/16" (.187)	.325	.062-.125
AB6-4	0155970	500	—	0126233	500	—		.450	.126-.250
AB6-6	0155971	500	—	0126234	500	—		.575	.251-.375
AB6-8	0155972	500	—	0126235	500	—		.700	.376-.500
AB6-10	0155973	500	—	0126236	500	—		.825	.501-.625
AB6-12	0155974	500	—	0126237	500	—		.950	.626-.750
AB6-16	41241	500	—	0126238	500	—		1.200	.751-1.000
AB8-4	0155975	500	—	0126239	500	—	1/4" (.250)	.500	.062-.250
AB8-6	41236	500	—	0126240	500	—		.625	.251-.375
AB8-8	0155976	500	—	0126241	500	—		.750	.376-.500
AB8-10	41238	500	—	0126242	500	—		.825	.501-.625
AB8-12	41239	500	—	0126243	500	—		1.000	.626-.750
AB8-14	0125868	500	—	0126244	500	—		1.125	.751-.875
AB8-16	0125869	500	—	0126245	500	—		1.250	.876-1.000

Large Flange

Ref. No.	Pkg. Part No.	Pkg. Qty.	Pkg. UOM	Bulk Part No.	Bulk Pkg. Qty.	Bulk UOM	Rivet Dia. Norm. Inch	Rivet Lgth. max.	Grip Range
ABL4-2	0155977	500	^—	0126246	500	^—	1/8" (.125)	.275	.032-.125
ABL4-3	0125870	500	—	0126247	500	—		.337	.126-.187
ABL4-4	0155978	500	—	0126248	500	—		.400	.188-.250
ABL4-6	0125871	500	—	0126249	500	—		.525	.251-.375
ABL5-4	0125872	500	—	0126250	500	—	5/32" (.156)	.425	.126-.250
ABL6-4	0155979	500	—	0126251	500	—	3/16" (.187)	.450	.062-.250
ABL6-6	0155980	500	—	0126252	500	—		.575	.251-.375
ABL6-8	0155981	500	—	0126253	500	—		.700	.376-.500
ABL6-10	0155982	500	—	0126254	500	—		.825	.501-.625
ABL6-12	0155983	500	—	0126255	500	—		.950	.626-.750
ABL6-14	0125873	500	—	0126256	500	—		1.075	.751-.875
ABL6-16	0125874	500	—	0126257	500	—		1.200	.876-1.000

Aluminum/Steel Rivets Cont.

Alcoa Fastening Systems

marson

120°Countersunk

Reference No.	Pkg. Part No.	Pkg. Qty.	Pkg. UOM	Case Part No.	Case Pkg. Qty.	Case UOM	Bulk Part No.	Bulk Pkg. Qty.	Bulk UOM	Rivet Dia. Nom. Inch	L Rivet Lgth. max.	Grip Range
AC4-2	41204	500	^—	0126258	500	^—				1/8" (.125)	.275	.062-.125
AC4-3	41208	500	—	0126259	500	—					.337	.126-.187
AC4-4	0155984	500	—	0126260	500	—					.400	.188-.250
AC4-5	0125875	500	—	0126261	500	—					.462	.251-.312
AC5-4	0125876	500	—	0126262	500	—				5/32" (.156)	.425	.188-.250
AC5-6	0125877	500	—	0126263	500	—					.550	.251-.375
AC5-8							0126264	500	—		.675	.376-.500
AC6-4	0125879	500	—	0126265	5000	—				3/16" (.187)	.407	.126-.250
AC6-6	0125880	500	—	0126266	500	—					.575	.251-.375
AC6-8	0125881	500	—	0126267	500	—					0.700	.376-.500

Aluminum/Steel Rivets, S/S Rivets, Painted Rivets (Alum.)

Aluminum/Steel Rivets Cont.

Alcoa Fastening Systems

Stainless Rivet•Stainless Mandrel•IFI Grade 51

Buttonhead

Ref. No.	Pkg. Part No.	Pkg. Qty.	UOM	Bulk Part No.	Bulk Pkg. Qty.	UOM	Rivet Dia. Norm. Inch	Rivet Lgth. max.	Grip Range
SSB4-1S	0125882	500	^——	0126268	500	^——	1/8" (.125)	.212	.032-.062
SSB4-2S	0155985	500	——	0126269	500	——		.275	.063-.125
SSB4-3S	0155986	500	——	0126270	500	——		.337	.126-.187
SSB4-4S	0155987	500	——	0126271	500	——		.400	.188-.250
SSB4-5S	0155988	500	——	0126272	500	——		.462	.251-.312
SSB4-6S	0155989	500	——	0126273	500	——		.525	.313-.375
SSB4-8S	0155990	500	——	0126274	500	——		.650	.376-.500
SSB5-2S	0155991	500	——	0126275	500	——	5/32" (.156)	.300	.062-.125
SSB5-3S	0125883	500	——	0126276	500	——		.338	.126-.187
SSB5-4S	0155992	500	——	0126277	500	——		.425	.188-.250
SSB5-6S	0155993	500	——	0126278	500	——		.550	.251-.375
SSB5-8S	0125884	500	——	0126279	500	——		.675	.376-.500
SSB5-10S	0125885	500	——	0126280	500	——		.800	.501-.625
SSB6-2S	0155994	500	——	0126281	500	——	3/16" (.187)	.325	.062-.125
SSB6-4S	0155995	500	——	0126282	500	——		.450	.126-.250
SSB6-6S	0155996	500	——	0126283	500	——		.575	.251-.375
SSB6-8S	0155997	500	——	0126284	500	——		.700	.376-.500
SSB6-10S	0155998	500	——	0126285	500	——		.825	.501-.625
SSB6-12S	0155999	500	——	0126286	500	——		.950	.626-.750
SSB6-16S	0156000	500	——	0126287	500	——		1.200	.751-1.000
SSB8-4S	0156001	500	——	0126288	500	——	1/4" (.250)	.500	.062-.250
SSB8-6S	0125888	500	——	0126289	500	——		.625	.251-.375
SSB8-8S	0125889	500	——	0126290	500	——		.750	.376-.500
SSB8-10S	0125890	500	——	0126291	500	——		.875	.501-.626
SSB8-12S	0125891	500	——	0126292	500	——		1.000	.626-.750

Large Flange

Ref. No.	Pkg. Part No.	Pkg. Qty.	UOM	Bulk Part No.	Bulk Pkg. Qty.	UOM	Rivet Dia. Norm. Inch	Rivet Lgth. max.	Grip Range
SSBL4-2S	0156002	500	^——	0126293	500	^——	1/8" (.125)	.275	.032-.125
SSBL4-3S	0125893	500	——	0126294	500	——		.337	.126-.187
SSBL4-4S	0156003	500	——	0126295	500	——		.400	.188-.250
SSBL6-4S	0125894	500	——	0126296	500	——	3/16" (.187)	.450	.062-.250
SSBL6-6S	0156004	500	——	0126297	500	——		.575	.251-.375
SSBL6-8S	0156005	500	——	0126298	500	——		.700	.376-.500
SSBL6-10S	0125896	500	——	0126299	500	——		.825	.501-.625
SSBL6-12S	0156006	500	——	0126300	500	——		.950	.626-.750

120°Countersunk

Ref. No.	Pkg. Part No.	Pkg. Qty.	UOM	Bulk Part No.	Bulk Pkg. Qty.	UOM	Rivet Dia. Norm. Inch	Rivet Lgth. max.	Grip Range
SSC4-2S	0125898	500	^——	0126301	500	^——	1/8" (.125)	.275	.063-.125
SSC4-3S	0125899	500	——	0126302	500	——		.337	.126-.187
SSC4-4S	0125900	500	——	0126303	500	——		.400	.188-.250
SSC4-5S	0125901	500	——	0126304	500	——		.462	.251-.312
SSC6-4S	0125902	500	——	0126305	500	——	3/16" (.187)	.407	.126-.250

Stainless/Steel Rivets

Alcoa Fastening Systems

Stainless Rivet•Coated Steel Mandrel•IFI Grade 50

Buttonhead

Ref. No.	Pkg. Part No.	Pkg. Qty.	UOM	Bulk Part No.	Bulk Pkg. Qty.	UOM	Rivet Dia. Norm. Inch	Rivet Lgth. max.	Grip Range
SSB4-1	0125903	500	^——	0126306	500	^——	1/8" (.125)	.212	.032-.062
SSB4-2	0156007	500	——	0126307	500	——		.275	.063-.125
SSB4-3	0156008	500	——	0126308	500	——		.337	.126-.187
SSB4-4	0156009	500	——	0126309	500	——		.400	.188-.250
SSB4-5	41313	500	——	0126310	500	——		.462	.251-.312
SSB4-6	0156010	500	——	0126311	500	——		.525	.313-.375
SSB4-8	0156011	500	——	0126312	500	——		.650	.376-.500
SSB5-2	41318	500	——	0126313	500	——	5/32" (.156)	.300	.062-.125
SSB5-4	0156012	500	——	0126314	500	——		.425	.188-.250
SSB5-6	41322	500	——	0126315	500	——		.550	.251-.375
SSB6-2	41324	500	——	0126316	500	——	3/16" (.187)	.325	.062-.125
SSB6-4	0156013	500	——	0126317	500	——		.450	.126-.250
SSB6-6	0156014	500	——	0126318	500	——		.575	.251-.375
SSB6-8	0156015	500	——	0126319	500	——		.700	.376-.500
SSB6-10	41331	500	——	0126320	500	——		.825	.501-.625
SSB6-12	41333	500	——	0126321	500	——		.950	.626-.750

Large Flange

Ref. No.	Part No.	Case Pkg. Qty.	UOM	Rivet Dia. Nom. Inch	Rivet Lgth. max.	Grip Range
SSBL4-2	0126322	500	^——	1/8" (.125)	.275	.032-.125
SSBL4-3	0126323	500	——		.337	.126-.187
SSBL4-4	0126324	500	——		.400	.188-.250
SSBL6-4	0126325	500	——	3/16" (.187)	.450	.062-.250
SSBL6-6	0126326	500	——		.575	.251-.375
SSBL6-8	0126327	500	——		.700	.376-.500
SSBL6-10	0126328	500	——		.825	.501-.625
SSBL6-12	0126329	500	——		.950	.626-.750

120°Countersunk

Ref. No.	Part No.	Case Pkg. Qty.	UOM	Rivet Dia. Nom. Inch	Rivet Lgth. max.	Grip Range
SSC4-2	0126330	500	^——	1/8" (.125)	.275	.063-.125
SSC4-3	0126331	500	——		.337	.126-.187
SSC4-4	0126332	500	——		.400	.188-.250
SSC4-5	0126333	500	——		.462	.251-.312
SSC6-4	0126334	500	——	3/16" (.187)	.407	.126-.250

Painted Rivets (Aluminum)

Alcoa Fastening Systems

Aluminum Rivet•Aluminum Mandrel•IFI Grade 11

Buttonhead

Ref. No.	Pkg. Part No.	Pkg. Qty.	UOM	Bulk Part No.	Bulk Pkg. Qty.	UOM	Rivet Dia. Norm. Inch	Rivet Lgth. max.	Grip Range
AB4-2AW	0125919	500	^——	0126339	500	^——	1/8" (.125)	.275	.063-.125
AB4-2ABR	41052	500	——	0126342	500	——		.275	.063-.125
AB4-3AW	0156016	500	——	0126340	500	——		.337	.126-.187
AB4-3ABR	41053	500	——	0126343	1000	——		.337	.126-.187
AB4-4AW	0125920	500	——	0126341	500	——		.400	.188-.250
AB4-4ABR	41055	500	——	0126344	1000	——		.400	.188-.250
AB4-8AW	0156017	500	——	0156018	500	——		.650	.376-.500
AB4-8ABR	41060	500	——					.650	.376-.500

S/S Rivets, Closed-End Rivets, Multi-Grip Rivets

Stainless/Steel Rivets cont.

Alcoa Fastening Systems

Steel Rivet•Coated Steel Mandrel•IFI Grade 30

Buttonhead

Ref. No.	Pkg. Part No.	Pkg. Qty.	UOM	Bulk Part No.	Bulk Pkg. Qty.	UOM	Rivet Dia. Norm. Inch	Rivet Lgth. max.	Grip Range
SB4-2W	0125921	500	^—	0126345	500	^—	1/8" (.125)	.275	.063-.125
SB4-2BR	41070	500	—					.275	.063-.125
SB4-3BR	0125922	500	—	0126346	500	—		.337	.126-.187
SB4-3BR	0125924	500	—					.337	.126-.187
SB4-4W	0125923	500	—	0126347	500	—		.400	.188-.250
SB4-4BR	0125925	500	—					.400	.188-.250

Closed-End Rivets

Alcoa Fastening Systems

5056 Aluminum/Steel•IFI Grade 19

The Closed End rivet is ideal for electric or electronics applications and is moisture-resistant.

With 100% mandrel retention, the closed end rivet is up to 45% greater shear and tensile strength over equivalent open end rivets.

Ref. No.	Pkg. Part No.	Pkg. Qty.	UOM	Bulk Part No.	Bulk Pkg. Qty.	UOM	Rivet Dia. Norm. Inch	Rivet Lgth. max.	Grip Range
AB4-1CLD	62170	500	^—	0126348	500	^—	1/8" (.125)	.296	.032-.062
AB4-2CLD	62171	500	—	0126349	500	—		.355	.063-.125
AB4-3CLD	62172	500	—	0126350	500	—		.414	.126-.187
AB4-4CLD	62173	500	—	0126351	500	—		.473	.188-.250
AB4-5CLD	62174	500	—	0126352	500	—		.532	.251-.312
AB4-6CLD	0125928	500	—	0126353	500	—		.591	.313-.375
AB5-2CLD	62175	500	—	0126354	500	—	5/32" (.157)	.355	.063-.125
AB5-3CLD	62176	500	—	0126355	500	—		.414	.126-.187
AB5-5CLD	62177	500	—	0126356	500	—		.532	.188-.312
AB6-2CLD	62178	500	—	0126357	500	—	3/16" (.188)	.355	.063-.125
AB6-4CLD	62179	500	—	0126358	500	—		.473	.126-.250
AB6-6CLD	62180	500	—	0126359	500	—		.591	.251-.375
AB6-8CLD	62181	500	—	0126360	5000	—		.748	.376-.500
AB6-10CLD	62182	500	—	0126361	500	—		.866	.501-.625
AB8-4ALD	62183	500	—	0126362	500	—	1/4" (.252)	.532	.062-.250
AB8-6CLD	62184	500	—	0126363	500	—		.670	.251-.375

120°Countersunk

Ref. No.	Pkg. Part No.	Pkg. Qty.	UOM	Bulk Part No.	Bulk Pkg. Qty.	UOM	Rivet Dia. Norm. Inch	Rivet Lgth. max.	Grip Range
AC4-2CLD	0125929	500	^—	0126364	500	^—	1/8" (.125)	.355	.063-.125
AC4-3CLD	0125930	500	—	0126365	500	—		.414	.126-.187
AC4-4CLD	0125931	500	—	0126366	500	—		.473	.188-.250
AC6-4CLD	0125932	500	—	0126367	500	—	3/16" (.188)	.473	.126-.250

All Aluminum•IFI Grade 15

Ref. No.	Pkg. Part No.	Pkg. Qty.	UOM	Bulk Part No.	Bulk Pkg. Qty.	UOM	Rivet Dia. Norm. Inch	Rivet Lgth. max.	Grip Range
AB4-2ACLD	0125933	500	^—	0126368	500	^—	1/8" (.125)	.355	.063-.125
AB4-3ACLD	0125934	500	—	0126369	500	—		.414	.126-.187
AB4-4ACLD	0125935	500	—	0126370	500	—		.473	.126-.250
AB5-4ACLD	0125936	500	—	0126371	500	—	5/32" (.157)	.473	.126-.250
AB6-2ACLD	0125937	500	—	0126372	500	—	3/16" (.188)	.355	.063-.125
AB6-4ACLD	0125938	500	—	0126373	500	—		.473	.126-.250
AB6-6ACLD	0125939	500	—	0126374	500	—		.591	.251-.375
AB6-8ACLD	0125940	500	—	0126375	500	—		.748	.376-.500
AB6-10ACLD	0125941	500	—	0126376	500	—		.866	.501-.625

All Stainless

Ref. No.	Pkg. Part No.	Pkg. Qty.	UOM	Bulk Part No.	Bulk Pkg. Qty.	UOM	Rivet Dia. Norm. Inch	Rivet Lgth. max.	Grip Range
SSB4-2SCLD	0125942	500	^—	0126377	500	^—	1/8" (.125)	.355	.063-.125
SSB4-3SCLD	0125943	500	—	0126378	500	—		.414	.126-.187
SSB4-4SCLD	0125944	500	—	0126379	500	—		.473	.188-.250
SSB6-2SCLD	0125945	500	—	0126380	500	—	3/16" (.188)	.355	.063-.125
SSB6-4SCLD	0125946	500	—	0126381	500	—		.473	.126-.250
SSB6-6SCLD	0125947	500	—	0126382	500	—		.591	.251-.375

Multi-Grip Rivets

Alcoa Fastening Systems

Plated Steel Rivet•Plated Steel Mandrel•IFI Grade 30

Benefits:

- •Wide Grip Range - One rivet can be used in multiple material thicknesses. This reduces inventories and eliminates operator error.
- •Mechanically Locked Stem - Stem is locked in shell, eliminating the risk of mandrel head vibrating loose while providing a weather resistant joint.
- •Complete Hole Fill - The bulbing formation of the Multi-Grip will fill slightly oversized or irregular holes, providing increased strength and vibration resistance.

Steel Buttonhead

Ref. No.	Pkg. Part No.	Pkg. Qty.	UOM	Bulk Part No.	Bulk Pkg. Qty.	UOM	Rivet Dia. Norm. Inch	Rivet Lgth. max.	Grip Range
SB41-42MG	0125948	500	^—	0126383	500	^—	1/8" (.125)	.355	.043-.156
SB52-53MG	0125949	500	—	0126384	500	—	5/32" (.157)	.433	.056-.196
SB62-63MG	0125950	500	—	0126385	500	—	3/16" (.188)	.405	.047-.187
SB63-64MG	0125951	500	—	0126386	500	—		.500	.156-.250

Aluminum Rivet•Plated Steel Mandrel**

Ref. No.	Pkg. Part No.	Pkg. Qty.	UOM	Bulk Part No.	Bulk Pkg. Qty.	UOM	Rivet Dia. Norm. Inch	Rivet Lgth. max.	Grip Range
AB41-43MG	0125952	500	^—	0126387	500	^—	1/8" (.125)	.315	.031-.187
AB42-44MG	0125953	500	—	0126388	500	—		.375	.046-.250
AB43-45MG	0125954	500	—	0126389	500	—		.438	.156-.312
AB45-46MG	0125955	500	—	0126390	500	—		.500	.216-.375
AB52-54MG	0125956	500	—	0126391	500	—	5/32" (.157)	.375	.046-.250
AB54-56MG	0125957	500	—	0126392	500	—		.500	.156-.375
AB56-58MG	0125958	500	—	0126393	500	—		.666	.250-.500
AB62-64MG	0125959	500	—	0126394	500	—	3/16" (.188)	.406	.062-.250
AB63-67MG	0125960	500	—	0126395	500	—		.595	.187-.437
AB66-68MG	0125961	500	—	0126396	500	—		.666	.250-.500
AB610-612MG	0125962	500	—	0126397	500	—		.978	.500-.781

Large Flange

Ref. No.	Pkg. Part No.	Pkg. Qty.	UOM	Bulk Part No.	Bulk Pkg. Qty.	UOM	Rivet Dia. Norm. Inch	Rivet Lgth. max.	Grip Range
ABL41-43MG	0125963	500	^—	0126398	500	^—	1/8" (.125)	.315	.031-.187
ABL42-44MG	0125964	500	—	0126399	500	—		.375	.046-.250
ABL44-45MG	0125965	500	—	0126400	500	—		.438	.156-.312
ABL52-54MG	0125966	500	—	0126401	500	—	5/32" (.157)	.375	.062-.250
ABL53-55MG	0125967	500	—	0126402	500	—		.438	.125-.312
ABL55-58MG	0125968	500	—	0126403	500	—		.690	.251-.500
ABL62-64MG	0125969	500	—	0126404	500	—	3/16" (.188)	.406	.062-.250
ABL66-68MG	0125970	500	—	0126405	500	—		.666	.250-.500
ABL610-612MG	0125971	500	—	0126406	500	—		.978	.500-.781

Aluminum/Steel 120°***

Ref. No.	Pkg. Part No.	Pkg. Qty.	UOM	Bulk Part No.	Bulk Pkg. Qty.	UOM	Rivet Dia. Norm. Inch	Rivet Lgth. max.	Grip Range
AC43-44MG	0125972	500	^—	0126407	500	^—	1/8" (.125)	.383	.093-.250
AC53-55MG	0125973	500	—	0126408	500	—	5/32" (.157)	.470	.109-.312
AC62-65MG	0125974	500	—	0126409	500	—	3/16" (.188)	.500	.062-.312
AC66-68MG	0125975	500	—	0126410	500	—		.690	.250-.500

Copper/Brass Rivets, Back-Up Washers, Various Rivets

Copper/Brass Rivets

Alcoa Fastening Systems

#110 Copper Rivet•IFI Grade 20

Brass Mandrel

Reference No.	Pkg. Part No.	Pkg. Pkg. Qty.	Pkg. UOM	L Rivet Lgth. max.	Grip Range
CB4-2B	0125917	500	^——	.250	.032-.125
CB4-4B	0125918	500	——	.400	.188-.250

Copper-Plated Steel Mandrel

Reference No.	Pkg. Part No.	Pkg. Pkg. Qty.	Pkg. UOM	Case Part No.	Case Pkg. Qty.	Case UOM	L Rivet Lgth. max.	Grip Range
CB4-2C	41440	500	^——	0126335	500	^——	.275	.063-.125
CB4-4C	41441	500	——	0126336	500	——	.400	.188-.250

Back-Up Washers

Back-up washers are .056"–.062"thick. They are used when fastening soft materials or to compensate for oversize holes where access to both sides of the work is possible.

Reference No.	Pkg. Part No.	Pkg. Pkg. Qty.	Pkg. UOM /100	Case Part No.	Case Pkg. Qty.	Case UOM /100	Material	For Rivet Size	Shape
SS-3	41455	500	^——	0126438	25	^——	Steel	3/32"	1/2" SQ.
SS-4	0126004	500	——	0126439	25	——	STEEL	1/8"	1/2" SQ.
SS-6	0126005	500	——	0126440	25	——	STEEL	3/16"	1/2" SQ.
SS-8	41456	500	——	0126441	50	——	STEEL	1/8"	3/8" RD.
SS-9	0126006	1	——	0126442	25	——	STEEL	5/32"	7/16" RD.
SS-10	41458	500	——	0126443	25	——	STEEL	3/16"	1/2" RD.
SS-12	0126007	25	——	0126444	25	——	STEEL	1/4"	1/2" RD.
AS-8	41451	500	——	0126445	50	——	ALUMINUM	1/8"	3/8" RD.
AS-9	41452	500	——	0126446	25	——	ALUMINUM	5/32"	7/16" RD.
AS-10	41453	500	——	0126447	25	——	ALUMINUM	3/16"	1/2" RD.
AS-12	0126008	25	——	0126448	25	——	ALUMINUM	1/4"	1/2" RD.

Steel Q-Lok Rivets

Plated Steel Body•Plated Steel Mandrel

Q-Lok rivets benefits include a retained mandrel that increases shear and tensile strength. The mandrel breaks flush when used used in mid-grip range and offers a moisture-resistant installation due to tight seal.Q-Lok rivets can be used in place of other structural rivets in many applications and should be used in high vibration applications.Sizes range up to 3/16" diameter.

Reference No.	Pkg. Part No.	Pkg. Pkg. Qty.	Pkg. UOM	Case Part No.	Case Pkg. Qty.	Case UOM	Rivet Dia. Nom. Inch	L Rivet Lgth. max.	Grip Range
SB4-2QL	0125976	500	^——	0126411	500	^——	1/8" (.125)	.275	.062-.125
SB4-4QL	0125977	500	——	0126412	500	——		.400	.126-.250
SB5-2QL	0125978	500	——	0126413	500	——	5/32" (.157)	.300	.062-.125
SB5-4QL	0125979	500	——	0126414	500	——		.425	.126.250
SB6-2QL	0125980	500	——	0126415	500	——	3/16" (.188)	.325	.062-.250
SB6-4QL	0125981	500	——					.450	.126-.250
SB6-6QL	0125982	500	——	0126417	500	——		.575	.251-.375
SB6-8QL	0125983	500	——	0126418	500	——		.700	.376-.500

Steel Lok Bolts

Steel

Reference No.	Pkg. Part No.	Pkg. Pkg. Qty.	Pkg. UOM	Case Part No.	Case Pkg. Qty.	Case UOM	Rivet Dia. Nom. Inch	Rivet Lgth. max.	Grip Range
SB8-8LB	0125987	500	^——	0126422	500	^——	1/4" (.252)	.750	.376-.500

T-Rivets

Aluminum/Steel

- •High Clamp Up
- •High shear strength
- •Creates a wide bearing surface

Requires nosepiece No. 96028 when using the Marson/Creative Big Daddy®(39031) hand tool.

Aluminum/Steel

Reference No.	Pkg. Part No.	Pkg. Pkg. Qty.	Pkg. UOM	Case Part No.	Case Pkg. Qty.	Case UOM	Rivet Dia. Nom. Inch	Rivet Lgth. max.	Grip Range
52372	0125994	500	^——	0126429	500	^——	1/4" (.252)	.520	.062-.125
52371	0125993	500	——	0126428	500	——		.520	.032-.140
52368	0125828	500	——	0125834	500	——		.707	.251-.312
52369	0125829	500	——	0125837	500	——		.770	.313-375
52370	0125833	500	——	0125838	500	——		.832	.376-.437
52376	0125998	500	——	0126433	500	——		.960	.520-.620

Various Rivets, Rivet Tools

Trim Rivets

Alcoa Fastening Systems

Reference No.	Pkg. Part No.	Pkg. Qty.	Pkg. UOM	Bulk Part No.	Bulk Pkg. Qty.	Bulk UOM	Description	Grip Range	Material Rivet /Mandrel	Flange Dia.	Hole Dia.	Application
50261	0125990	500	^—	0126425	500	^—	Trim Moulding Rivet	.126-.187	Alum/Alum	.125	.208	(ABN4-3A)
50262	0125991	500	—	0126426	500	—	Long Trim Moulding Rivet	.188-.250	Alum/Alum	.125	.208	(ABN4-4a)
50516	0125992	500	—	0126427	500	—	Trim Moulding Rivet w/SS Body	.126-.187	SS/Steel	.125	.208	(SSBN4-3)

Klik-Split Window & Door Rivets

Requires nosepiece No. 96028 when using the Marson/Creative Big Daddy®(39031) hand tool.

Reference No.	Pkg. Part No.	Pkg. Qty.	Pkg. UOM	Bulk Part No.	Bulk Pkg. Qty.	Bulk UOM	Description	Grip Range	Material Rivet /Mandrel	Flange Dia.	Hole Dia.	Application
52373	0125995	500	^—	0126430	500	^—	Door Handle Rivet	.110-.177	Alum/Steel	.250	.500	GM 20713843
52374				0126431	500	—	Window Regulator Rivet	.140-.187	Alum/Steel	.250	.500	GM 9437486
52375	0125997	500	—	0126432	500	—	Door Handle Rivet	.090-.115	Alum/Steel	.250	.500	Ford 388047-S102

Bumper Rivets

Bumper Fascia Rivet

Reference No.	Pkg. Part No.	Pkg. Qty.	Pkg. UOM	Bulk Part No.	Bulk Pkg. Qty.	Bulk UOM	Description	Grip Range	Material Rivet /Mandrel	Flange Dia.	Hole Dia.	Application
53150	0125999	500	^—	0126434	500	^—	Large Flange Black	.250-.375	Steel/Steel	.187	.625	GM 9439717
53181	0125600	500	—	0126435	500	—	Yellow Zinc Coated Mandrel	.125-.250	Steel/Steel	.250		

Miscellaneous Rivets

Requires nosepiece No. 96028 when using the Marson/Creative Big Daddy®(39144) hand tool.

Reference No.	Pkg. Part No.	Pkg. Qty.	Pkg. UOM	Bulk Part No.	Bulk Pkg. Qty.	Bulk UOM	Description	Grip Range	Material Rivet /Mandrel	Flange Dia.	Hole Dia.	Application
53353	0126002	500	^—	0126437	500	^—	Trunk Lock Swivel Emblem	.126-.187	Alum/Steel	.156	.312	GM 9432137

Klik-Lok Plastic Rivets

Reference No.	Pkg. Part No.	Pkg. Qty.	Pkg. UOM	Case Part No.	Case Pkg. Qty.	Case UOM	L Rivet Lgth. max.	Grip Range
58086	0125849	1	^—	0125839	1	^—	1.024	.236-.413
58105	0126011	1	—	0126449	1	—	.728	.059-.177
58106	0126012	1	—	0126450	1	—	.787	.118-.236
58107	0126013	1	—	0126451	1	—	.787	.118-.177
58108	0126014	1	—	0126452	1	—	.984	.236-.394
58109	0125850	1	—	0125840	1	—	.650	.118-.157
58130	0125853	1	—	0125841	1	—	1.102	.157-.335
58149	0126015	1	—	0126453	1	—	.709	.157-.236
58150	0126016	1	—	0126454	1	—	1.102	.157-.394
58151	0126017	1	—	0126455	1	—	1.102	.157-.394
58153	0125854	1	—	0125842	1	—	.682	.028-.193
58154	0125858	1	—	0125847	1	—	.682	.028-.178
58185	0126018	1	—	0126019	1	—	.787	.098-.197
58186	0126457	1	—	0126456	1	—	.787	.098-.197

Rivet Tools

Plastic Rivet Tools Klik-Lok™ Plastic Rivet Setter

Model No. 48000

This plastic rivet setter delivers the extra-long pulling stroke needed to set plastic rivets. Its all-steel construction and full-size handles make for smooth easy operation. The tool is packaged in a reusable, heavy-duty vinyl pouch.

Weight: .6 lb.; 1/case.

Part No.	UOM /Each
0126020	^—

Rivet Tools Cont.

Alcoa Fastening Systems

ALCOA

marson

Klik-Lok™ Plastic Rivet Kit
Model No. 48001

You'll be all set for the next job that requires plastic rivet fastening with this kit. The kit includes the 48000 Plastic Rivet Setter and a 20-pack each of our four most popular rivet sizes: No. 58106, 58108, 58149 and 58150. A reclosable carton provides storage for rivets and tool.

Weight: 1.4 lbs.; 1/case.

Part No.	UOM /Each
0126021	^

Klik-Lok™ KL-2 Plastic Rivet Setter
Model No. 48005

This long-reach tool is just what today's professional needs for hard-to-reach spots, especially in automotive applications such as flexible bumpers, wheel wells, license plate brackets and bumper reinforcements. In addition to the tool's long reach, it offers one-stroke setting and a universal nosepiece that sets all plastic rivets. The tool is packaged in a reusable, heavy-duty vinyl pouch.

Weight: .75 lb.; 1/case.

Part No.	UOM /Each
0126022	^

Professional Plastic Rivet Kit
Model No. 48006

This kit includes the versatile KL-2 Plastic Rivet Setter, plus a 20-pack each of our four most popular rivet sizes: No. 58106, 58108, 58149 and 58150. A reclosable carton provides storage for rivets and tool.

Weight: 1.5 lbs.; 1/case.

Part No.	UOM /Each
0125859	^

Utility Hand Rivet Tool

Our Utility Hand Rivet Tool's square shoulder fulcrum pin of cold-formed heat-treated steel prevents pin rotation that can elongate the engaging holes and cause premature tool failure in imitation tools. Other quality features include: precision die-case, high-strength aluminum alloy body, drop-forged carbon steel upper handle and thick, cushion-molded vinyl grips for comfort. Our Utility Hand Rivet Tool sets up to 3/16" steel rivets and comes with four mounted nosepieces (3/32", 1/8", 5/32" and 3/16") and a service wrench.

Weight: 1 lb. 3 oz.: 1/carbon.

Part No.	UOM /Each
41461	^

Heavy Duty Rivet Tool

Our Heavy Duty Rivet Tool takes the hard work out of setting large diameter blind rivets. Its extra long handles provide excellent leverage and permit working a foot beyond natural reach. Other features include self-adjusting two-piece jaws and single-unit body construction with a steel insert to provide stronger threads for the included nosepieces. In addition, our Heavy Duty Rivet Tool features a double-gear reduction system which easily sets from 1/8" to 1/4" diameter Klik-Fast rivets in all alloys, including 1/4" Klik-Split® rivets. And a one-piece collect case eliminates the need to adjust the tool when changing rivet diameters. Our Heavy Duty Rivet Tool comes with 5/32", 3/16" and 1/4" nosepieces, which are stored in the body.

Weight: 3 3/4 lbs.; 1/case.

Part No.	0126010
UOM/Each	^

Hand Rivet Tools HP-2®
Model No. 39000

The HP-2 is the largest selling hand rivet tool in the industry. Known and trusted for durability, quality and performance, the HP-2 is often copied but never equaled. Its square shoulder fulcrum pin of cold-formed heat-treated steel prevents pin rotation that can elongate the engaging holes and cause premature tool failure in imitation tools. Other quality features include: precision die-case, high-strength aluminum alloy body; drop-forged carbon steel upper handle; and thick, cushion-molded vinyl grips for comfort. The HP-2 sets up to 3/16" steel rivets and comes with four mounted nosepieces (3/32", 1/8", 5/32" and 3/16") and a service wrench.

Weight: 1 lb. 3 oz.; 1/carton.

Part No.	UOM /Each
0120254	^

The SP-1 swivel head hand-held rivet tool features a patented positive-ratchet locking feature which will allow the swivel head section of the tool to turn 360° and hold in place in any of the forty plus positions. The high strength steel body and cast aluminum head complement this new design in a swivel head riveting tool. The Klik-Turn sets up to 3/16" steel rivets.

Weight: 1.2 lbs.

Part No.	UOM /EA
0138694	^

200 Kit™
Model No. 39001

The deluxe hand riveter kit includes the HP-2 and 200 assorted Klik-Fast rivets in popular sizes. The molded plastic case houses and protects the tool, rivets and optional countersink double ended drill bit.

Weight: 4 lb.; 1/case.

Part No.	UOM /Each
41462	^

The Kliker®
Model No. 39040

The Kliker is a perfect medium-duty tool, setting all 1/8" to 5/32" steel, and 3/16" all aluminum Klik-Fast rivets. The Kliker comes packaged in a heavy-duty vinyl pouch with an assortment of Klik-Fast rivets and washers.

Weight: 1 lb.; 6/case.

Part No.	UOM /Each
0126009	^

Big Daddy®
Model No. 39031

The Big Daddy is Marson/Creative's most versatile and powerful hand riveter, taking the hard work out of setting large diameter blind rivets. Its extra-long handles provide excellent leverage and permit working a foot beyond natural reach. Other features include self-adjusting two-piece jaws and single-unit body construction with a steel insert to provide stronger threads for the nosepieces included. In addition, the Big Daddy features a double-gear reduction system which easily sets from 1/8" to 1/4" diameter Klik-Fast rivets in all alloys, including 1/4" Klik-Split® rivets. And a one-piece collect case eliminates the need to adjust the tool when changing rivet diameters. The Big Daddy comes with 5/32", 3/16" and 1/4" nosepieces which are stored in the body.

Weight: 3-3/4 lbs.; 1/case.

Part No.	UOM /Each
0120255	^

Rivet Tools

Rivet Tools Cont.

Big Daddy Extended Nosepiece Kit
Model No. 39009

Just two installed parts extend the reach of 39031 and, or 39010 an additional 2-1/2".

Weight: 1/4 lb.; 1/case.

Part No.	UOM /Each
0125863	^

Stainless Steel Kit
Model No. 39003

This kit is the same as our 39001, but contains 200 assorted Klik-Fast stainless steel rivets.

Weight: 4 lb.; 1/case.

Part No.	UOM /Each
0125860	^

Air/Hydraulic Tool
Model No. 39055/M3V

This is the same tool as the 39050 but is equipped with a mandrel collection system that automatically collects spent mandrels. A powerful vacuum holds the rivet in the nosepiece, allowing the operator to rivet at any angle with one hand free. The collection bottle creates a cleaner and safer work environment by preventing spent mandrels from falling to the floor or work surface. The recommended airline pressure is 85-95 PSI.

Weight: 3.8 lbs.; 1/case.

Part No.	UOM /Each
0202828	^

Air/Hydraulic Tool
Model No. 39064/304-E

This is our most powerful air/hydraulic riveter, and it features a traction pulling power of 4200 lbs. The 39064 will easily set structural rivets such as Magna Lok®, Magna Bulb®, Hemlok®, Monobolt®, Interlock®, Lok-Bolt and Q-Lok™. Its long 7/8" stroke enables the tool to set most rivets in one pull. The 39064 comes equipped with nosepieces to install 3/16" and 1/4" standard rivets, 3/16" and 1/4" Monobolts, and 3/16" and 1/4" structural rivets. It also features the full-enclosed mandrel collection system. The recommended airline pressure is 85-95 PSI.

Weight: 5-1/2 lbs.; 1/case.

Part No.	UOM /Each
0202832	^

Air/Hydraulic Tool - Thread Sert Tool
Model No. 39221/150-SP

This spin-pull tool automatically threads the fastener onto the mandrel. Press the rocker trigger and the fastener is installed. Reverse the trigger position and the mandrel spins out of the fastener. The 39221 features a totally adjustable stroke length to suit any grip range and a swivel air inlet for increased mobility. No complicated tear down is required to adjust the stroke or to change thread sizes...both adjustments are done outside of the tool! The 39221 handles rivet-nut sizes 6-32 through 1/2"-20 and 3.5mm through 10mm in aluminum or steel. 6-32 through 3/8-16 mandrels and nosepieces are included.

Weight: 6 lbs., 1/case.

Part No.	UOM /Each
0202833	^

Mandrel/Nosepiece Chart

For Model No. 39221

Thread Size	Mandrel Part No.	Mandrel UOM /100	Nosepiece Part No.	Nosepiece UOM /100
6-32	0203370	^	0203387	^
8-32	0203371	—	0203388	—
10-24	0203372	—	0203389	—
10-32	0203373	—		
1/4-20	0203374	—	0203390	—
1/4-28	0203375	—	0203391	—
5/16-18	0203376	—		
5/16-24	0203377	—	0203392	—
3/8-16	0203378	—		
3/8-24	0203379	—	0203393	—
1/2-20	0203380	—		
3.5mm	0203381	—	0203394	—
4mm	0203382	—	0203395	—
5mm	0203383	—	0203396	—
6mm	0203384	—	0203397	—
8mm	0203385	—		
10mm	0203386	—	0203398	—

- Sets 3/32" - 3/16" diameter rivets in all materials
- Pulling force: 1,940 lbs.; Stroke: .551"
- Recommended airline pressure: 85-95 psi
- Weight: 3.0 lbs.

Part No.	UOM
0158881	^

- Sets 1/8" - 3/16" diameter rivets in all materials
- Pulling force: 1,940 lbs.; Stroke: .551"
- Recommended airline pressure: 85-95 psi
- Weight: 3.3 lbs.

Part No.	UOM
0158882	^

- Sets 3/32" - 1/4" diameter rivets in all materials
- Can also set, T-Rivet Klik-Split®, Klik-Lock™ and other structural blind rivets
- Pulling force: 3,055 lbs.; Stroke: .562"
- Recommended airline pressure: 85-95 psi
- Weight: 4.2 lbs.

Part No.	UOM
0158883	^

Klik Rivet Nut

Klik Rivet-Nuts™ and Klik Poly-Nuts™ can be used in a wide range of applications and are designed to provide a very efficient and cost-effective method of placing permanent threads in thin materials. Installed from one side, rivet nuts are perfect for use in metal, fiberglass and rigid plastic previously too thin for tapped threads.

Klik Rivet-Nuts™ provide a neat appearance and once in place, the internal threads are ready for a screw or bolt. Lightweight tooling assures easy installation by the operator and reduces costs when compared with other methods. After installation, Klik Rivet-Nuts™ provide permanent, captive threads that resist high loads, do not allow loosening under vibration and will not rotate when attached to the mating material.
Klik Rivet-Nuts with large diameter heads can be used in soft materials which inherently offer little, if any thread strength. Klik Rivet-Nuts™ provide the most bearing surface for higher torque applications. The larger flange extends above the material in which it is installed and provides a built-in spacer. Choose Klik Rivet-Nuts™ when high pushout valves are required.

Klik Rivet Nut - Steel - Zinc Plated (Flat Head) Specifications

Thread Size	Pkg. Part No.	Pkg. UOM /100	Pkg. Qty.	Bulk Part No.	Bulk UOM /100	Bulk Pkg. Qty.	Body Dia. max. ±.005"	Head Dia. Ref. ±.015	Height ±.005	Length ±.015	Grip Range min.	Grip Range max.	Hole Size min.	Hole Size Maximum	Drill Size
6-32	41570	^——	500	0126073	^——	500	0.183	0.281	0.032	0.368	0.010	0.080	0.189	0.193	# 12
8-32	41571	——	500	0126074	——	500	0.214	0.312	0.032	0.368	0.010	0.080	0.221	0.226	# 2
8-32	41572	——	500	0126075	——	500	0.216	0.357	0.032	0.500	0.080	0.120	0.221	0.226	# 2
10-24	41573	——	500	0126076	——	500	0.245	0.344	0.038	0.442	0.010	0.080	0.250	0.254	1/4
10-24	41574	——	500	0126077	——	500	0.245	0.406	0.038	0.594	0.080	0.130	0.250	0.254	1/4
10-32	41575	——	500	0126078	——	500	0.245	0.344	0.038	0.442	0.010	0.080	0.250	0.254	1/4
10-32	41576	——	500	0126079	——	500	0.245	0.406	0.038	0.594	0.080	0.130	0.250	0.254	1/4
1/4-20	41577	——	500	0126080	——	500	0.329	0.438	0.050	0.628	0.010	0.080	0.334	0.340	R
1/4-20	41578	——	500	0126081	——	500	0.327	0.475	0.058	0.687	0.080	0.140	0.332	0.338	Q
1/4-20	41579	——	500	0126082	——	500	0.327	0.475	0.058	0.750	0.140	0.200	0.332	0.338	Q
5/16-18	41580	——	500	0126083	——	500	0.411	0.562	0.050	0.649	0.020	0.125	0.422	0.428	27/64
5/16-18	41581	——	500	0126084	——	500	0.408	0.665	0.062	0.875	0.125	0.200	0.413	0.423	Z
3/8-16	41582	——	500	0126085	——	500	0.488	0.625	0.050	0.645	0.020	0.125	0.490	0.500	12.5mm
3/8-16	41583	——	500	0126086	——	500	0.485	0.781	0.088	0.938	0.115	0.200	0.490	0.500	12.5mm

Klik Rivet Nut - Aluminum (Flat Head) Specifications

Thread Size	Pkg. Part No.	Pkg. UOM /100	Pkg. Qty.	Bulk Part No.	Bulk UOM /100	Bulk Pkg. Qty.	Body Dia. max. ±.005"	Head Dia. Ref. ±.015	Height ±.005	Length ±.015	Grip Range min.	Grip Range max.	Hole Size min.	Hole Size Maximum	Drill Size
6-32	41595	^——	500	0126087	^——	500	0.183	0.281	0.032	0.368	0.010	0.080	0.189	0.193	# 12
8-32	41596	——	500	0126088	——	500	0.214	0.312	0.032	0.368	0.010	0.080	0.221	0.226	# 2
8-32	41602	——	500	0126089	——	500	0.216	0.357	0.032	0.500	0.080	0.120	0.221	0.226	# 2
10-24	41603	——	500	0126090	——	500	0.245	0.344	0.038	0.442	0.010	0.080	0.250	0.254	1/4
10-24	41597	——	500	0126091	——	500	0.245	0.406	0.038	0.594	0.080	0.130	0.250	0.254	1/4
10-32	41604	——	500	0126092	——	500	0.245	0.344	0.038	0.442	0.010	0.080	0.250	0.254	1/4
10-32	41605	——	500	0126093	——	500	0.245	0.406	0.038	0.594	0.080	0.130	0.250	0.254	1/4
1/4-20	41598	——	500	0126094	——	500	0.329	0.438	0.050	0.628	0.010	0.080	0.334	0.340	R
1/4-20	41608	——	500	0126095	——	500	0.327	0.475	0.058	0.687	0.080	0.140	0.332	0.338	Q
1/4-20	41599	——	500	0126096	——	500	0.327	0.475	0.058	0.750	0.140	0.200	0.332	0.338	Q
5/16-18	41607	——	500	0126097	——	500	0.411	0.562	0.050	0.649	0.020	0.125	0.422	0.428	27/64
5/16-18	41600	——	500	0126098	——	500	0.408	0.665	0.062	0.875	0.125	0.200	0.413	0.423	Z
3/8-16	41609	——	500	0126099	——	500	0.488	0.625	0.050	0.645	0.020	0.125	0.490	0.500	12.5mm
3/8-16	41601	——	500	0126100	——	500	0.485	0.781	0.088	0.938	0.115	0.200	0.490	0.500	12.5mm

Klik Poly Nut, Klik Thread-Serts

Klik Poly-Nut

Alcoa Fastening Systems

marson

Klik Poly-Nuts™ can be used in a wide range of applications and are designed to provide a very efficient and cost-effective method of placing permanent threads in thin materials. Installed from one side, rivet nuts are perfect for use in metal, fiberglass and rigid plastic previously too thin for tapped threads.

Lightweight tooling assures easy installation by the operator and reduces costs when compared with other methods. After installation, Klik Poly-Nuts™ provide permanent, captive threads that resist high loads, do not allow loosening under vibration and will not rotate when attached to the mating material. Klik Poly-Nuts provide a nearly flush installation along with an excellent fit to mating materials.



Aluminum

Thread Size	Pkg. Part No.	Pkg. UOM /100	Pkg. Pkg. Qty.	Bulk Part No.	Bulk UOM /100	Bulk Pkg. Qty.	Body Dia. max. ±.005"	Head Dia. Ref. ±.015	Length ±.015	Grip Range min.	Grip Range max.	Hole Size min.	Hole Size Maximum	Drill Size
6-32	0128258	^—	500	0128284	^—	500	.249	.287	.410	.020	.080	.250	.254	1/4
8-32	0128259	—	500	0128285	—	500	.249	.287	.410	.020	.080	.250	.254	1/4
10-24	0128260	—	500	0128286	—	500	.280	.320	.465	.020	.130	.281	.285	9/32
10-32	0128261	—	500	0128287	—	500	.280	.320	.465	.020	.130	.281	.285	9/32
1/4-20	0128262	—	500	0128288	—	500	.374	.415	.610	.030	.165	.375	.379	3/8
5/16-18	0128263	—	500	0128289	—	500	.499	.540	.720	.030	.165	.500	.504	1/2
3/8-16	0128264	—	500	0128290	—	500	.499	.540	.720	.030	.165	.500	.504	1/2

Steel - Zinc Plated

Thread Size	Pkg. Part No.	Pkg. UOM /100	Pkg. Pkg. Qty.	Bulk Part No.	Bulk UOM /100	Bulk Pkg. Qty.	Body Dia. max. ±.005"	Head Dia. Ref. ±.015	Length ±.015	Grip Range min.	Grip Range max.	Hole Size min.	Hole Size Maximum	Drill Size
6-32	41556	^—	500	0126066	^—	500	.249	.287	.410	.020	.080	.250	.254	1/4
8-32	41557	—	500	0126067	—	500	.244	.287	.410	.020	.080	.250	.254	1/4
10-24	41558	—	500	0126068	—	500	.280	.320	.465	.020	.130	.281	.285	9/32
10-32	41559	—	500	0126069	—	500	.280	.320	.465	.020	.130	.281	.285	9/32
1/4-20	41560	—	500	0126070	—	500	.374	.415	.610	.030	.165	.375	.379	3/8
5/16-18	41562	—	500	0126071	—	500	.499	.540	.720	.030	.165	.500	.504	1/2
3/8-16	41564	—	500	0126072	—	500	.494	.540	.720	.030	.165	.500	.504	1/2
4 mm	41565	—	500	0126062	—	500	.249	.287	.410	.020	.080	.250	.254	1/4
5 mm	41566	—	500	0126063	—	500	.280	.320	.465	.020	.130	.281	.285	9/32
6 mm	41567	—	500	0126064	—	500	.369	.415	.610	.030	.165	.375	.379	3/8
8 mm	41568	—	500	0126065	—	500	.499	.540	.720	.030	.165	.500	.504	1/2

Stainless Steel

Thread Size	Part No.	Bulk UOM /100	Pkg. Qty.	Body Dia. max. ±.005"	Head Dia. Ref. ±.015	Length ±.015	Grip Range min.	Grip Range max.	Hole Size min.	Hole Size Maximum	Drill Size
8-32	41691	^—	1	.248	.287	.410	.020	.080	.250	.254	1/4

Klik Thread-Serts

Alcoa Fastening Systems

marson

Klik Thread-serts are a versatile threaded fastener that can be used in a variety of applications. Use Thread-Serts in any thickness of metal or rigid material at least 3/32" (.0937). Eliminate the need for tapping, welding and brazing.

Klik Thread-serts' design consists of an upper sleeve and a base which has both internal and external threads. During installation the base is drawn upwards inside the upper sleeve forcing a 360 degree contact between the sleeve and application material. No special preparation is needed; a drilled or punched hole is all that is required. Because of its unique setting ability, thread-serts can be used in almost any thickness of material. Installation is made easy with a variety of tools and kits.

Material Thk. 1 = .0937 - .1562, Material Thk. 2 = .0937 - infinity

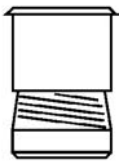

Steel Zinc Plated

Thread Size	Pkg. Part No.	Pkg. Pkg. Qty.	Pkg. UOM /100	Bulk Part No.	Bulk Pkg. Qty.	Bulk UOM /100	Hole Size x Material Thk. 1	Drill Size x Material Thk. 1	Hole Size x Material Thk. 2	Drill Size x Material Thk. 2
6-32	0128202	500	^—	0128188	500	^—	.2187	#2	.2210	A
8-32	0128203	500	—	0128189	500	—	.2500	1/4	.2570	G
10-24	0128204	500	—	0128190	500	—	.2812	9/32	.2900	L
10-32	0128205	500	—	0128191	500	—	.2812	9/32	.2900	L
1/4-20	0128206	500	—	0128192	500	—	.3750	25/64	.3750	25/64
5/16-18	0128207	500	—	0128193	500	—	.5000	1/2	.5000	33/64
3/8-16	0128208	50	—	0128194	500	—	.5625	9/16	.5625	37/64

Aluminum

Thread Size	Pkg. Part No.	Pkg. Pkg. Qty.	Pkg. UOM /100	Bulk Part No.	Bulk Pkg. Qty.	Bulk UOM /100	Hole Size x Material Thk. 1	Drill Size x Material Thk. 1	Hole Size x Material Thk. 2	Drill Size x Material Thk. 2
6-32	0128223	500	^—	0128209	500	^—	.2187	#2	.2210	A
8-32	0128224	500	—	0128210	500	—	.2500	1/4	.2570	G
10-24	0128225	500	—	0128211	500	—	.2812	9/32	.2900	L
10-32	0128226	500	—	0128212	500	—	.2812	9/32	.2900	L
1/4-20	0128227	500	—	0128213	500	—	.3750	25/64	.3750	25/64
5/16-18	0128228	500	—	0128214	500	—	.5000	1/2	.5000	33/64
3/8-16	0128229	500	—	0128215	500	—	.5625	9/16	.5625	37/64

Flange Head Ribbed Rivet Nut

Rivet-Nuts/Ribbed can be used in a wide range of applications and are designed to provide a very efficient and cost-effective method of placing permanent threads in thin materials. Installed from one side, Rivet-Nuts/Ribbed are perfect for use in metals, fiberglass and rigid plastic previously to thin for tapped threads. Rivets/Ribbed provide a neat appearance and once in place, the internal threads are ready for a screw or bolt. Additional features of the ribbed rivet-nut include: Increased torque strength over conventional style, 360° knurled expansion after setting, vibration resistance and large flanged head which increases push out strength. Available in steel only with yellow zinc dichromate finish and in a wide range of sizes: 6-32 thru 1/4-20, 5/16 and 3/8-16, M4 thru M10;. Standard and extended grip ranges are available in each size.

Lightweight tooling assures easy installation by the operator and reduces costs when compared with other methods. After installation, Rivet-Nuts/Ribbed provide permanent, captive threads that do not allow loosening under vibration and will not rotate when attached to the mating material.

Rivet-Nuts/Ribbed with large diameter heads can be used in soft materials which inherently offer little, if any thread strength. The flathead design provide the most bearing surface for higher torque applications. The larger flange extends above the material in which it is installed and provides a built-in spacer.

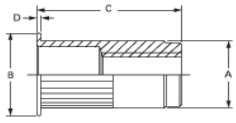

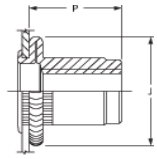

Fractional - Steel

Part No.	UOM /100	Thread Designation	Grip Range	Hole Dia. +.006- .000	Material	A max.	B Nom.	M max.	P Ref.	D max.	J max.
0125609	^——	6-32	.020-.080	17/64 (.2565)	Steel	0.265	0.375	0.460	0.275	0.032	0.390
0125610	——	6-32	.080-.130	17/64 (.2565)	Steel	0.265	0.375	0.510	0.275	0.032	0.390
0125611	——	8-32	.020-.080	17/64 (.2565)	Steel	0.265	0.375	0.460	0.275	0.032	0.390
0125612	——	8-32	.080-.130	17/64 (.2565)	Steel	0.265	0.375	0.510	0.275	0.032	0.390
0125613	——	10-24	.020-.130	19/64 (.2969)	Steel	0.296	0.400	0.515	0.300	0.037	0.450
0125614	——	10-24	.130-225	19/64 (.2969)	Steel	0.296	0.400	0.625	0.300	0.037	0.450
0125615	——	10-32	.020-.130	19/64 (.2969)	Steel	0.296	0.400	0.515	0.300	0.037	0.450
0125616	——	10-32	.130-.225	19/64 (.2969)	Steel	0.296	0.400	0.625	0.300	0.037	0.450
0125617	——	1/4-20	.027-.165	25/64 (.3906)	Steel	0.390	0.500	0.620	0.355	0.037	0.450
0125618	——	1/4-20	.165-.260	25/64 (.3906)	Steel	0.390	0.500	0.720	0.355	0.037	0.450
0125619	——	1/4-28	.027-.165	25/64 (.3906)	Steel	0.390	0.500	0.620	0.355	0.037	0.450
0125620	——	1/4-28	.165-.260	25/64 (.3906)	Steel	0.390	0.500	0.720	0.355	0.037	0.450
0125621	——	5/16-18	.027-.150	17/32 (.5312)	Steel	0.530	0.670	0.735	0.430	0.042	0.740
0125622	——	5/16-18	.150-.312	17/32 (.5312)	Steel	0.530	0.670	0.850	0.430	0.042	0.740
0125623	——	5/16-24	.027-.150	17/32 (.5312)	Steel	0.530	0.670	0.735	0.430	0.042	0.740
0125624	——	5/16-24	.150-.312	17/32 (.5312)	Steel	0.530	0.670	0.850	0.430	0.042	0.740
0125625	——	3/8-16	.027-.150	17/32 (.5312)	Steel	0.530	0.670	0.735	0.430	0.042	0.740
0125626	——	3/8-16	.150-.312	17/32 (.5312)	Steel	0.530	0.670	0.850	0.430	0.042	0.740
0125627	——	3/8-24	.027-.150	17/32 (.5312)	Steel	0.530	0.670	0.735	0.430	0.042	0.740
0125628	——	3/8-24	.150-.312	17/32 (.5312)	Steel	0.530	0.670	0.850	0.430	0.042	0.740

Metric - Steel

Part No.	UOM /100	Thread Designation	Grip Range	Hole Dia. +.006- .000	Material	A max.	B Nom.	M max.	P Ref.	D max.	J max.
0125629	^——	6-32	.020-.080	17/64 (.2565)	Aluminum	0.265	0.375	0.460	0.275	0.032	0.390
0125630	——	6-32	.080-.130	17/64 (.2565)	Aluminum	0.265	0.375	0.510	0.275	0.032	0.390
0125631	——	8-32	.020-.080	17/64 (.2565)	Aluminum	0.265	0.375	0.460	0.275	0.032	0.390
0125632	——	8-32	.080-.130	17/64 (.2565)	Aluminum	0.265	0.375	0.510	0.275	0.032	0.390
0125633	——	10-24	.020-.130	19/64 (.2969)	Aluminum	0.296	0.400	0.515	0.300	0.037	0.450
0125634	——	10-24	.130-225	19/64 (.2969)	Aluminum	0.296	0.400	0.625	0.300	0.037	0.450
0125635	——	10-32	.020-.130	19/64 (.2969)	Aluminum	0.296	0.400	0.515	0.300	0.037	0.450
0125636	——	10-32	.130-.225	19/64 (.2969)	Aluminum	0.296	0.400	0.625	0.300	0.037	0.450
0125637	——	1/4-20	.027-.165	25/64 (.3906)	Aluminum	0.390	0.500	0.620	0.355	0.037	0.450
0125638	——	1/4-20	.165-.260	25/64 (.3906)	Aluminum	0.390	0.500	0.720	0.355	0.037	0.450
0125639	——	1/4-28	.027-.165	25/64 (.3906)	Aluminum	0.390	0.500	0.620	0.355	0.037	0.450
0125640	——	1/4-28	.165-.260	25/64 (.3906)	Aluminum	0.390	0.500	0.720	0.355	0.037	0.450
0125641	——	5/16-18	.027-.150	17/32 (.5312)	Aluminum	0.530	0.670	0.735	0.430	0.042	0.740
0125642	——	5/16-18	.150-.312	17/32 (.5312)	Aluminum	0.530	0.670	0.850	0.430	0.042	0.740
0125643	——	5/16-24	.027-.150	17/32 (.5312)	Aluminum	0.530	0.670	0.735	0.430	0.042	0.740
0125644	——	5/16-24	.150-.312	17/32 (.5312)	Aluminum	0.530	0.670	0.850	0.430	0.042	0.740
0125645	——	3/8-16	.027-.150	17/32 (.5312)	Aluminum	0.530	0.670	0.735	0.430	0.042	0.740
0125646	——	3/8-16	.150-.312	17/32 (.5312)	Aluminum	0.530	0.670	0.850	0.430	0.042	0.740
0125647	——	3/8-24	.027-.150	17/32 (.5312)	Aluminum	0.530	0.670	0.735	0.430	0.042	0.740
0125648	——	3/8-24	.150-.312	17/32 (.5312)	Aluminum	0.530	0.670	0.850	0.430	0.042	0.740

If its not on our shelf...we'll make it!
Ask the local store to quote your threaded and machined parts.

Flange Head Ribbed Rivet Nut, Low Profile Nutsert

Flange Head Ribbed Rivet Nut Cont.

Part No.	UOM /100	Thread Designation	Grip Range	Hole Dia. +.006-.000	Material	A max.	B Nom.	M max.	P Ref.	D max.	J max.
0125649	—	M4x0.7 6H	.50-2.0	6.8	Steel	6.75	9.50	11.70	7.00	0.81	9.91
0125650	—	M4x0.7 6H	2.00-3.30	6.8	Steel	6.75	9.50	13.00	7.00	0.81	9.91
0125651	—	M5x0.8 6H	.50-3.3	7.6	Steel	7.55	10.10	13.10	7.60	0.94	11.43
0125652	—	M5x0.8 6H	3.30-5.70	7.6	Steel	7.55	10.10	15.90	7.60	0.94	11.43
0125653	—	M6x1.0 6H	.70-4.2	10.0	Steel	9.90	12.70	15.75	9.00	0.94	13.97
0125654	—	M6x1.0 6H	4.2-6.6	10.0	Steel	9.90	12.70	15.75	9.00	0.94	13.97
0125655	—	M8x.1.25 6H	.70-3.8	13.5	Steel	13.45	17.00	18.65	11.00	1.02	18.80
0125656	—	M8x1.25 6H	3.80-7.90	13.5	Steel	13.45	17.00	21.60	11.00	1.02	18.80
0125657	—	M10x1.5 6H	.70-3.8	13.5	Steel	13.45	17.00	18.65	11.00	1.02	18.80
0125658	—	M10x1.5 6H	3.80-7.90	13.5	Steel	13.45	17.00	21.60	11.00	1.02	18.80
0125659	—	M4x0.7 6H	.50-2.0	6.8	Aluminum	6.75	9.50	11.70	7.00	0.81	9.91
0125660	—	M4x0.7 6H	2.00-3.30	6.8	Aluminum	6.75	9.50	13.00	7.00	0.81	9.91
0125661	—	M5x0.8 6H	.50-3.3	7.6	Aluminum	7.55	10.10	13.10	7.60	0.94	11.43
0125662	—	M5x0.8 6H	3.30-5.70	7.6	Aluminum	7.55	10.10	15.90	7.60	0.94	11.43
0125663	—	M6x1.0 6H	.70-4.2	10.0	Aluminum	9.90	12.70	15.75	9.00	0.94	13.97
0125664	—	M6x1.0 6H	4.2-6.6	10.0	Aluminum	9.90	12.70	15.75	9.00	0.94	13.97
0125665	—	M8x1.25 6H	.70-3.8	13.5	Aluminum	13.45	17.00	18.65	11.00	1.02	18.80
0125666	—	M8x1.25 6H	3.80-7.90	13.5	Aluminum	13.45	17.00	21.60	11.00	1.02	18.80
0125667	—	M10x1.5 6H	.70-.8	13.5	Aluminum	13.45	17.00	18.65	11.00	1.02	18.80
0125668	—	M10x1.5 6H	3.80-7.90	13.5	Aluminum	13.45	17.00	21.60	11.00	1.02	18.80

Note: All dimensions are in inches and millimeters respectively. Finishes: Aluminum=Clear Protective Coating. Steel=ASTM 633-85, Type II, Fe;Zn8

Low Profile Nutsert

Benefits:

- Splined Body - The splined body provides increased torque-to-turn resistance over conventional non-splined inserts.
- Near-Flush Installation - The low-profile head provides near-flush seating without special hole preparation.
- High-Strength Thread
- Lead-In Chamfer - Ths - The threads are rolled into the product creating a work-hardened surface providing high-strength, load-bearing threads.
- e lead-in chamfer on the body provides ease of insertion into the workpiece.

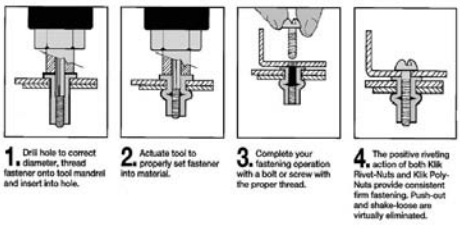

Fractional - Steel

Part No.	UOM /100	Thread Designation	Grip Range	Hole Dia. +.006-.000	Material	A max.	B Nom.	M max.	P Ref.	D max.	J max.
0125669	^—	6-32	.020-.080	17/64 (.2565)	Steel	0.265	0.310	0.450	0.305	0.019	0.390
0125670	—	6-32	.080-.130	17/64 (.2565)	Steel	0.265	0.310	0.500	0.305	0.019	0.390
0125671	—	8-32	.020-.080	17/64 (.2565)	Steel	0.265	0.310	0.450	0.305	0.019	0.390
0125672	—	8-32	.080-.130	17/64 (.2565)	Steel	0.265	0.310	0.500	0.305	0.019	0.390
0125673	—	10-24	.020-.130	19/64 (.2969)	Steel	0.296	0.340	0.505	0.315	0.020	0.450
0125674	—	10-24	.130-.255	19/64 (.2969)	Steel	0.296	0.340	0.615	0.315	0.020	0.450
0125675	—	10-32	.020-.130	19/64 (.2969)	Steel	0.296	0.340	0.505	0.315	0.020	0.450
0125676	—	10-32	.130-.225	19/64 (.2969)	Steel	0.296	0.340	0.615	0.315	0.020	0.450
0125677	—	1/4-20	.027-.165	25/64 (.3906)	Steel	0.390	0.455	0.610	0.380	0.021	0.550
0125678	—	1/4-20	.165-.260	25/64 (.3906)	Steel	0.390	0.455	0.710	0.380	0.021	0.550
0125679	—	1/4-28	.027-.165	25/64 (.3906)	Steel	0.390	0.455	0.610	0.380	0.021	0.550
0125680	—	1/4-28	.165-.260	25/64 (.3906)	Steel	0.390	0.455	0.710	0.380	0.021	0.550
0125681	—	5/16-18	.027-.150	17/32 (.5312)	Steel	0.530	0.595	0.720	0.470	0.023	0.740
0125682	—	5/16-18	.150-.312	17/32 (.5312)	Steel	0.530	0.595	0.835	0.470	0.023	0.740
0125683	—	5/16-24	.027-.150	17/32 (.5312)	Steel	0.530	0.595	0.720	0.470	0.023	0.740
0125684	—	5/16-24	.150-.312	17/32 (.5312)	Steel	0.530	0.595	0.835	0.470	0.023	0.740
0125685	—	3/8-16	.027-.150	17/32 (.5312)	Steel	0.530	0.595	0.720	0.470	0.023	0.740
0125686	—	3/8-16	.150-.312	17/32 (.5312)	Steel	0.530	0.595	0.835	0.470	0.023	0.740
0125687	—	3/8-24	.027-.150	17/32 (.5312)	Steel	0.530	0.595	0.720	0.470	0.023	0.740
0125688	—	3/8-24	.150-.312	17/32 (.5312)	Steel	0.530	0.595	0.835	0.470	0.023	0.740

Metric - Steel

Part No.	UOM /100	Thread Designation	Grip Range	Hole Dia. +.006-.000	Material	A max.	B Nom.	M max.	P Ref.	D max.	J max.
0125710	^—	M4x0.7 6H	2.00-3.30	6.8	Steel	6.75	7.87	12.70	7.75	0.48	9.91
0125711	—	M5x0.8 6H	.50-3.3	7.6	Steel	7.55	8.64	12.85	8.00	0.51	11.43
0125712	—	M5x0.8 6H	3.30-5.70	7.6	Steel	7.55	8.64	15.65	8.00	0.51	11.43
0125713	—	M6x1.0 6H	.70-4.2	10.0	Steel	9,90	11.56	15.50	9.65	0.53	13.97
0125714	—	M6x1.0 6H	4.20-6.60	10.0	Steel	9.90	11.56	18.05	9.65	0.53	13.97
0125715	—	M8x1.25 6H	.70-3.8	13.5	Steel	13.45	15.11	18.30	11.94	0.58	18.80
0125716	—	M8x1.25 6H	3.80-7.90	13.5	Steel	13.45	15.11	21.20	11.94	0.58	18.80
0125717	—	M10x1.5 6H	.70-3.8	13.5	Steel	13.45	15.11	18.30	11.94	0.58	18.80
0125718	—	M10x1.5 6H	3.80-7.90	13.5	Steel	13.45	15.11	21.20	11.94	0.58	18.80

Low Profile Nutsert Cont.

Fractional - Aluminum

Part No.	UOM /100	Thread Designation	Grip Range	Hole Dia. +.006- .000	Material	A max.	B Nom.	M max.	P Ref.	D max.	J max.
0125689	^——	6-32	.020-.080	17/64 (.2565)	Aluminum	0.265	0.310	0.450	0.305	0.019	0.390
0125690	——	6-32	.080-.130	17/64 (.2565)	Aluminum	0.265	0.310	0.500	0.305	0.019	0.390
0125691	——	8-32	.020-.080	17/64 (.2565)	Aluminum	0.265	0.310	0.450	0.305	0.019	0.390
0125692	——	8-32	.080-.130	17/64 (.2565)	Aluminum	0.265	0.310	0.500	0.305	0.019	0.390
0125693	——	10-24	.020-.130	19/64 (.2969)	Aluminum	0.296	0.340	0.505	0.315	0.020	0.450
0125694	——	10-24	.130-.255	19/64 (.2969)	Aluminum	0.296	0.340	0.615	0.315	0.020	0.450
0125695	——	10-32	.020-.130	19/64 (.2969)	Aluminum	0.296	0.340	0.505	0.315	0.020	0.450
0125696	——	10-32	.130-.225	19/64 (.2969)	Aluminum	0.296	0.340	0.615	0.315	0.020	0.450
0125697	——	1/4-20	.027-.165	25/64 (.3906)	Aluminum	0.390	0.455	0.610	0.380	0.021	0.550
0125698	——	1/4-20	.165-.260	25/64 (.3906)	Aluminum	0.390	0.455	0.710	0.380	0.021	0.550
0125699	——	1/4-28	.027-.165	25/64 (.3906)	Aluminum	0.390	0.455	0.610	0.380	0.021	0.550
0125700	——	1/4-28	.165-.260	25/64 (.3906)	Aluminum	0.390	0.455	0.710	0.380	0.021	0.550
0125701	——	5/16-18	.027-.150	17/32 (.5312)	Aluminum	0.530	0.595	0.720	0.470	0.023	0.740
0125702	——	5/16-18	.150-.312	17/32 (.5312)	Aluminum	0.530	0.595	0.835	0.470	0.023	0.740
0125703	——	5/16-24	.027-.150	17/32 (.5312)	Aluminum	0.530	0.595	0.720	0.470	0.023	0.740
0125704	——	5/16-24	.150-.312	17/32 (.5312)	Aluminum	0.530	0.595	0.835	0.470	0.023	0.740
0125705	——	3/8-16	.027-.150	17/32 (.5312)	Aluminum	0.530	0.595	0.720	0.470	0.023	0.740
0125706	——	3/8-16	.150-.312	17/32 (.5312)	Aluminum	0.530	0.595	0.835	0.470	0.023	0.740
0125707	——	3/8-24	.027-.150	17/32 (.5312)	Aluminum	0.530	0.595	0.720	0.470	0.023	0.740
0125708	——	3/8-24	.150-.312	17/32 (.5312)	Aluminum	0.530	0.595	0.835	0.470	0.023	0.740

Metric - Aluminum

Part No.	UOM /100	Thread Designation	Grip Range	Hole Dia. +.006- .000	Material	A max.	B Nom.	M max.	P Ref.	D max.	J max.
0125720	^——	M4x0.7 6H	2.00-3.30	6.8	Aluminum	6.75	7.87	12.70	7.75	0.48	9.91
0125721	——	M5x0.8 6H	.50-3.3	7.6	Aluminum	7.55	8.64	12.85	8,00	0.51	11.43
0125722	——	M5x0.8 6H	3.30-5.70	7.6	Aluminum	7.55	8.64	15.65	8.00	0.51	11.43
0125723	——	M6x1.0 6H	.70-4.2	10.0	Aluminum	9.90	11.56	15.50	9.65	0.53	13.97
0125724	——	M6x1.0 6H	4.20-6.60	10.0	Aluminum	9.90	11.56	18.05	9.65	0.53	13.97
0125725	——	M8x1.25 6H	.70-3.8	13.5	Aluminum	13.45	15.11	18.30	11.94	0.58	18.80
0125726	——	M8x1.25 6H	3.80-7.90	13.5	Aluminum	13.45	15.11	21.20	11.94	0.58	18.80
0125727	——	M10x1.5 6H	.70-3.8	13.5	Aluminum	13.45	15.11	18.30	11.94	0.58	18.80
0125728	——	M10x1.5 6H	3.80-7.90	13.5	Aluminum	13.45	15.11	21.20	11.94	0.58	18.80

Thread Setter™ Kits

Alcoa Fastening Systems

ALCOA

marson

Thread-Setter™Tool
Model No. 39200

This quality threaded insert installation tool features patented bearing design, comfortable hand grips and a locking chain. The 39200 installs all sizes of Klik Poly-Nuts and Klik Rivet-Nuts up to 1/4" and 6mm steel. The forged, heat treated steel upper handle, precision die-cast body of high strength aluminum alloy, patented fulcrum pin design and comfortable hand grips all combine to make the 39200 a rugged, durable tool. The tool is packaged in a reusable, heavy-duty vinyl pouch containing mandrels and nose-pieces to set 8-32, 10-24 and 10-32 inserts. Weight: 1 lb. 3 oz.

Part No.	UOM /Each
0126101	^——

Thread-Setter Tool
Model No. 34604/325-RN

Choose the 34604 for installing larger size rivet-nuts and thread-serts. Model 34604 is a heavy-duty tool that will install 1/4-20, 5/16-18, 3/8-16, 6mm, 8mm and 10mm rivet-nuts, and thread-serts in aluminum or steel. The tool comes with 1/4-20 mandrel and nose-piece included. Weight: 4-1/4 lbs.

Part No.	UOM /Each
0126101	^——
0126106	^——

Mandrel/Nosepiece Chart
For Model No. 34604

Replacement nosepieces and mandrels for Thread-Setter listed above.

Part No.	Thread Size	Vendor No.	UOM /Each
0128343	1/4-20	34617	^——
0128344	5/16-18	34618	——
0128345	3/8-16	31619	——
0128346	6mm	34626	——
0128347	8mm	34627	——
0128348	10mm	34628	——

If its not on our shelf...we'll make it!
Ask the local store to quote your threaded and machined parts.

Thread Setter™ Kits

Thread Setter™ Kits Cont.

Thread-Setter Kit
Model No. 34501

Thread-Setter Kit contains the 39200 thread-setter tool in a molded plastic case; mandrels and nosepieces for 6-32, 8-32, 10-24 sizes, and a mandrel for 1/4-20. The kit also includes 103 assorted Klik Rivet-Nuts and Klik Poly-Nuts, instructions and wrench, all contained in a compartmentalized carrying case. Weight: 2 3/4 lbs.; 1/case.

Part No.	UOM /Each
41610	^—

Poly-Nut Kit
Model No. 39202

Poly-Nut Kit contains the 39200 thread-setter tool in a molded plastic case with 8-32, 10-32 and 1/4-20 mandrels and nosepieces, wrench and instructions. The kit contains 44 assorted Klik Poly-Nuts: 12 each 57425, 57435, 57445; 8 each 57455. Weight: 3 lbs; 1/case.

Part No.	UOM /Each
0126102	^—

Metric Poly-Nut Kit
Model No. 39203

Metric Poly-Nut Kit contains the 39200 thread-setter tool in a molded plastic case with 4mm, 5mm, 6mm and 8mm mandrels and nosepieces, wrench and instructions. The kit contains 75 assorted Klik Poly-Nuts: 25 each 57407, 57409; 15 each 57411; 10 each 57413. Weight: 3 1/4 lbs; 1/case.

Part No.	UOM /Each
0126103	^—

Aluminum Klik Thread-sert Kit
Model No. 39213

Thread Sert Kit contains the 39200 thread-setter tool in a molded plastic case with 6-32, 8-32, 10-24, 10-32, 1/4-20, 5/16-18 and 3/8-16 mandrels and nosepieces, wrench and instructions. The kit contains 62 assorted Aluminum Klik Thread-serts: 10 each 57910, 57920, 57930, 57940, 57950/6 each 57971, 57981. Weight: 3 lbs; 1/case.

Part No.	UOM /Each
0126104	^—

Steel Klik Thread-sert Kit
Model No. 39214

Thread Sert Kit contains the 39200 thread-setter tool in a plastic case with 6-32, 8-32, 10-24, 10-32, 1/4-20, 5/16-18 and 3/8-16 mandrels and nosepieces, wrench and instructions. The kit contains 62 assorted Steel Klik Thread-serts: 10 each 57810, 57820, 57830, 57840, 57850; 6 each 57871, 57881. Weight: 31/4 lbs; 1/case.

Part No.	UOM /Each
0126105	^—

Huck Bolt®

Magna-Lok & Klik-Lock Structural Rivets

Strong, consistent and reliable. Employing a unique 360° internal locking feature, the Klik-Lock Rivet creates an internal lock during installation that virtually eliminates pin push out.

Benefits:
- **NO** Special Nosepiece Required
- Increased Shear & Tensile strength
- Vibration Proof
- 360° Internal Locking Feature
- Watertight Seal
- Conform To IFI-134

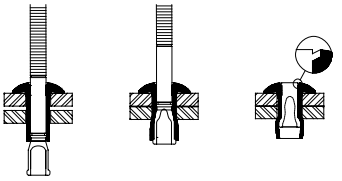

Part No.	Vendor No.	Material	Head Style	Rivet Dia.	Grip Range	Pkg. Qty.	UOM /100
41512	SSB64SKL	Stainless Steel	Protruding	3/16"	.062-.250	500	^—
41513	SSB67SKL	Stainless Steel	Protruding	3/16"	.064-.437	500	—
41514	SSB86SKL	Stainless Steel	Protruding	1/4"	.080-.375	500	—
41515	SSB810SKL	Stainless Steel	Protruding	1/4"	.080-.625	500	—
41505	SB64KL	Steel	Protruding	3/16"	.062-.250	500	—
41506	SB67KL	Steel	Protruding	3/16"	.064-.437	500	—
41507	SB86KL	Steel	Protruding	1/4"	.080-.375	500	—
41508	SB810KL	Steel	Protruding	1/4"	.375-.625	500	—
41500	AB64AKL	Aluminum	Protruding	3/16"	.062-.250	500	—
41501	AB67AKL	Aluminum	Protruding	3/16"	.064-.437	500	—
41502	AB86AKL	Aluminum	Protruding	1/4"	.080-.375	500	—
41503	AB810AKL	Aluminum	Protruding	1/4"	.080-.625	500	—
41510	SC66KL	Steel	Countersunk	3/16"	.125-.331	500	—
41511	SC88KL	Steel	Countersunk	1/4"	.125-.475	500	—

Note: Steel material (ST) has a zinc and clear chromate finish on the body. Zinc and yellow chromate on the stem.

Alcoa Fastening Systems

Magna-Lok Powerlock Rivet

Idea in applications ranging from metals to the special needs of plastic, fiberglass and composite fabrication.

Designed with a wide blind side footprint that achieves much higher holding power than other blind fasteners.

Part No.	Vendor No.	Material	Head Style	Diameter	Grip Range	Pkg. Qty.	UOM /Ea
11102600	MGLP-R6-10	Steel/Steel	Protruding	3/16"	.455-.665	3500	^—
11102601	MGLP-R8-7	Steel/Steel	Protruding	1/4"	.080-.437	2000	—
11102602	MGLP-R8-14	Steel/Steel	Protruding	1/4"	.580-.875	1500	—
11102603	MGLP-R8-22	Steel/Steel	Protruding	1/4"	1.080-1.375	1000	—
11102604	MGLT-B6-7	Steel/Steel	Truss	3/16"	.214-.437	3000	—
11102605	MGLT-B6-E	Steel/Steel	Truss	3/16"	.062-.437	2500	—
11102606	MGL100-B6-12	Steel/Steel	Countersunk	3/16"	.485-.669	3000	—
11102607	MGL100-B6-14	Steel/Steel	Countersunk	3/16"	.610-.794	3000	—
11102608	MGLP-U8-7	Stainless/Stainless	Protruding	1/4"	.080-.437	2000	—
11102609	MGLP-U8-E	Stainless/Stainless	Protruding	1/4"	.080-.625	1600	—
11102610	MGL100-U6-6	Stainless/Stainless	Countersunk	3/16"	.125-.331	4000	—
11102611	MGL100-U6-9	Stainless/Stainless	Countersunk	3/16"	.305-.500	3500	—
11102612	MGL100-U8-12	Stainless/Stainless	Countersunk	1/4"	.415-.725	1700	—

Huck Bolt® Cont.

Magna-Tite® Rivet (Structural)

Magna-Tite Lockrivet

The Magna-Tite® Rivet is ideal for installation in [thin;low-strength] materials such as composites, thin sheets of aluminum, fiberglass and plastics.

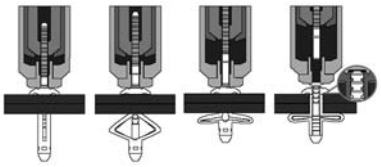

Part No.	Vendor No.	Material	Head Style	Rivet Dia.	Grip Range	Pkg. Qty.	UOM /100
0125211	MTP-B6-5	Aluminum	Protruding	3/16"	.050-.312	2500	^—
0125212	MTP-B6-6	Aluminum	Protruding	3/16"	.100-.375	2500	—
0125213	MTP-B6-8	Aluminum	Protruding	3/16"	.250-.500	2000	—
0125214	MTP-B6-12	Aluminum	Protruding	3/16"	.500-.750	2000	—
0125215	MTP-B8-4	Aluminum	Protruding	1/4"	.040-.250	1900	—
0125216	MTP-B8-6	Aluminum	Protruding	1/4"	.125-.375	1800	—

Part No.	Vendor No.	Material	Head Style	Diameter	Grip Range	Pkg. Qty.	UOM /100
0124463	MTP-B6-5S	Aluminum/Aluminum	Protruding	3/16"	.050-.312	2500	^—
0124464	MTP-B6-6S	Aluminum/Aluminum	Protruding	3/16"	.100-.375	2500	—
0124465	MTP-B6-8S	Aluminum/Aluminum	Protruding	3/16"	.250-.500	2000	—
0124466	MTP-B6-10S	Aluminum/Aluminum	Protruding	3/16"	.375-.625	2000	—
0124467	MTP-B6-12S	Aluminum/Aluminum	Protruding	3/16"	.500-.750	2000	—
11102619	MTP-B8-8S	Aluminum/Aluminum	Protruding	1/4"	.250-.500	1700	—
11102620	MTP-B8-10S	Aluminum/Aluminum	Protruding	1/4"	.375-.625	1600	—
11102621	MTP-B8-12S	Aluminum/Aluminum	Protruding	1/4"	.500-.750	1500	—
11102622	MTV-B6-5S	Aluminum/Aluminum	Oval	3/16"	.070-.312	2500	—
11102623	MTV-B6-7S	Aluminum/Aluminum	Oval	3/16"	.160-.410	2500	—
11102624	MTV-B6-8S	Aluminum/Aluminum	Oval	3/16"	.250-.500	2500	—
11102625	MTV-B6-10S	Aluminum/Aluminum	Oval	3/16"	.375-.625	2000	—
11102626	MTV-B6-12S	Aluminum/Aluminum	Oval	3/16"	.500-.750	2000	—
11102627	MTLP-B6-4	Aluminum/Aluminum	Low Profile	3/16"	.050-.250	2500	—
11102628	MTLP-B6-8	Aluminum/Aluminum	Low Profile	3/16"	.187-.500	2000	—
11102629	MTLP-B6-12	Aluminum/Aluminum	Low Profile	3/16"	.375-.750	2000	—
11102630	MTLP-B6-12X	Aluminum/Aluminum	Low Profile	3/16"	.050-.750	2000	—
11102631	MTS-B6-8S	Aluminum/Aluminum	Shaveable	3/16"	.050-.500	2500	—
11102632	MTS-B6-12S	Aluminum/Aluminum	Shaveable	3/16"	.050-.750	2000	—

Note: An "S" added to the end of the Huck part number denotes a sealant is applied under the head.

Auto-Bulb® Rivet

High shear, large blind-side footprint for use in thin sheet or brittle material applications. Available in steel and aluminum.

Benefits:

- •Internal Locking Feature - Mechanical lock gives positive mandrel position.
- •Superior Shear and Tensile - Solid mandrel retained in shear plane.
- •Large Blind-Side Footprints - For thin sheet or brittle materials.

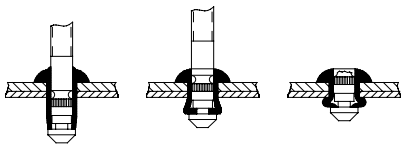

Part No.	UOM /100	Vendor No.	Material	Head Style	Rivet Dia.	Grip Range
0125227	^—	ABP-R8-M2	Steel	Protruding	1/4	.068-.138
0125228	—	ABP-R8-M3	Steel	Protruding	1/4	.110-.189
0125229	—	ABP-R8-M4	Steel	Protruding	1/4	.132-.211
0125230	—	ABP-R8-M5	Steel	Protruding	1/4	.189-.268
0125231	—	ABP-R8-M7	Steel	Protruding	1/4	.268-.346

Note: Steel material has a zinc & yellow chromate finish.

HUCK® Alcoa Fastening Systems ALCOA

Manga-Bulb Powerlock Rivet

Idea in applications ranging from metals to the special needs of plastic, fiberglass and composite fabrication.

Designed with a wide blind side footprint that achieves much higher holding power than other blind fasteners.

Part No.	Vendor No.	Material	Head Style	Diameter	Grip Range	Pkg. Qty.	UOM
0128835	MBP-R6-M3	Steel/Steel	Protruding	3/16"	.087 - .150	3300	^—
0128836	MBP-R6-M4	Steel/Steel	Protruding	3/16"	.126 - .189	4000	—
0128837	MBP-R6-M5	Steel/Steel	Protruding	3/16"	.165 - .228	3100	—
0128838	MBP-R6-M6	Steel/Steel	Protruding	3/16"	.205 - .268	3000	—
0128839	MBP-R6-M7	Steel/Steel	Protruding	3/16"	.244 - .307	2900	—
0128840	MBP-R6-M8	Steel/Steel	Protruding	3/16"	.283 - .347	2800	—
11102613	MBP-R6-M10	Steel/Steel	Protruding	3/16"	.362 - .425	2600	—
0128843	MBP-R8-M3	Steel/Steel	Protruding	1/4"	.110 - .189	2000	—
0128844	MBP-R8-M4	Steel/Steel	Protruding	1/4"	.150 - .229	2000	—
0128845	MBP-R8-M5	Steel/Steel	Protruding	1/4"	.189 - .268	1800	—
0128846	MBP-R8-M6	Steel/Steel	Protruding	1/4"	.229 - .308	1800	—
0128847	MBP-R8-M7	Steel/Steel	Protruding	1/4"	.268 - .346	1700	—
0128848	MBP-R8-M8	Steel/Steel	Protruding	1/4"	.308 - .387	1600	—
0128849	MBP-R8-M9	Steel/Steel	Protruding	1/4"	.346 - .425	1600	—
0128850	MBP-R8-M10	Steel/Steel	Protruding	1/4"	.387 - .466	1600	—
0128851	MBP-R8-M11	Steel/Steel	Protruding	1/4"	.425 - .504	1600	—
0128852	MBP-R8-M12	Steel/Steel	Protruding	1/4"	.466 - .545	1600	—
0128853	MBP-R8-M13	Steel/Steel	Protruding	1/4"	.504 - .583	2000	—
0128854	MBP-R10-3	Steel/Steel	Protruding	5/16"	.150 - .250	1000	—
0128855	MBP-R10-4	Steel/Steel	Protruding	5/16"	.200 - .300	950	—
0128857	MBP-R10-6	Steel/Steel	Protruding	5/16"	.300 - .400	900	—
0128858	MBP-R10-7	Steel/Steel	Protruding	5/16"	.350 - .450	900	—
0128859	MBP-R10-8	Steel/Steel	Protruding	5/16"	.400 - .500	850	—
11102614	MBP-R10-10	Steel/Steel	Protruding	5/16"	.500 - .600	800	—
0128860	MBCP-R8-M3	Steel/Steel	Clearance	1/4"	.110 - .189	2400	—
11102615	MBCP-R8-M4	Steel/Steel	Clearance	1/4"	.150 - .229	2400	—
0128861	MBCP-R8-M5	Steel/Steel	Clearance	1/4"	.189-.268	2200	—
11102616	MBCP-R8-M6	Steel/Steel	Clearance	1/4"	.229-.308	2200	—
0128862	MBCP-R8-M7	Steel/Steel	Clearance	1/4"	.268-.346	2100	—
0128863	MBCP-R8-M8	Steel/Steel	Clearance	1/4"	.308-.387	2000	—
0128864	MBCP-R8-M9	Steel/Steel	Clearance	1/4"	.346-.425	2000	—
0128865	MBCP-R8-M11	Steel/Steel	Clearance	1/4"	.425-.504	1900	—
11102617	MBCP-R8-M13	Steel/Steel	Clearance	1/4"	.504-.583	1500	—
11102618	MBCP-R8-M16	Steel/Steel	Clearance	1/4"	.622-.701	1500	—

If its not on our shelf...we'll make it!
Ask the local store to quote your threaded and machined parts.

Huck Bolt®

Huck Bolt® Cont.

Magna Grip® Lockbolt Fastener

A versatile lockbolt with an extensive grip range. Available in a variety of head-styles. Available in steel and aluminum.

Benefits:
- Exceptional Clamp-Up - Shear and tensile values
- Extended Grip Range - Fewer part numbers

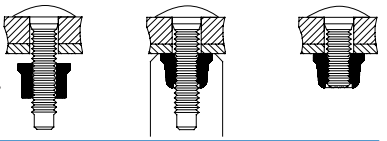

Pins

Part No.	Vendor No.	Material	Head Style	Diameter	Grip Range	Pkg. Qty.
0125240	MGPB-R6-10G	Steel	Brazier	3/16"	.062-.625	3000
0125241	MGPB-R6-20G	Steel	Brazier	3/16"	.312-1.25	1500
0125242	MGPB-R8-10G	Steel	Brazier	1/4"	.062-.625	1500
0125243	MGPB-R8-20G	Steel	Brazier	1/4"	.312-1.25	1000
11102676	MGPB-R10-12G	Steel	Brazier	5/16"	.125-.750	700
11102677	MGPB-R10-22G	Steel	Brazier	5/16"	.625-1.375	600
11102683	MGPB-R12-14C	Steel	Brazier	3/8"	.125-.875	400
11102678	MGPT-R8-10G	Steel	Truss	1/4"	.062-.625	1500
11102679	MGPT-R8-20G	Steel	Truss	1/4"	.312-1.250	1000
11102680	MGPT-R10-12G	Steel	Truss	5/16"	.125-.750	700
11102681	MGPT-R12-14G	Steel	Truss	3/8"	.125-.875	380
0125248	MGP30-R8-10G	Steel	Broad Truss	1/4"	.062-.625	900
0125249	MGP30-R8-24G	Steel	Broad Truss	1/4"	.312-1.25	500
11102682	MGP90-R6-10G	Steel	Countersunk	3/16"	.062-.625	3000
11102684	MGP98T-R6-10C	Steel	98T Head	3/16"	.062-.625	2250
11102685	MGPTC-R8-10G	Steel/Stainless Cap	Truss	1/4"	.062-.625	1500
11102686	MGPTC-R12-14G	Steel/Stainless Cap	Truss	3/8"	.125-.875	380
0125254	MGPB-E6-10	Aluminum	Brazier	3/16"	.062-.625	3000
0125256	MGPB-E8-10	Aluminum	Brazier	1/4"	.062-.625	1200
11102687	MGPB-E10-12	Aluminum	Brazier	5/16"	.125-.750	750
11102688	MGPT-E8-10	Aluminum	Truss	1/4"	.062-.625	1200
11102689	MGP30-E12-24	Aluminum	Broad Truss	3/8"	.625-1.500	200
11102690	MGP90-E6-10	Aluminum	Countersunk	3/16"	.062-.625	3000
11102691	MGP90-E8-10	Aluminum	Countersunk	1/4"	.062-.625	1500

Magna-Grip Lockbolt Collars

Part No.	Vendor No.	Material	Flange Style	Diameter	Pkg. Qty.
0125258	MGC-R6U	Steel	Regular	3/16"	11500
11102695	MGC-R6C	Steel	Regular	3/16"	11500
11102693	MGCS-R6U	Steel	Medium	3/16"	5500
0125260	MGC-R8U	Steel	Regular	1/4"	5000
11102696	MGC-R8C	Steel	Regular	1/4"	5000
11102694	MGCW-R8U	Steel	Wide	1/4"	1800
11102692	MGC-R10U	Steel	Regular	5/16"	2750
11102697	MGC-R12C	Steel	Regular	3/8"	1500
0125259	MGC-F6	Aluminum	Regular	3/16"	14000
0125261	MGC-F8	Aluminum	Regular	1/4"	6000
11102698	MGC-F10	Aluminum	Regular	5/16"	2750

Alcoa Fastening Systems

Huck C6L® Lockbolt

A high-strength, vibration-resistant lockbolt. Available in a variety of headstyles.

Benefits:
- High Strength and Vibration
- Various Headstyles and Materials Available
- Speed of Installation
- Consistent Controlled Clamp



Pins

Part No.	Vendor No.	Material	Head Style	Diameter	Grip Range	Pkg. Qty.
0125350	C6LB-C8-4	Aluminum	Brazier	1/4"	.188-.313	2000
0125381	C6LB-C12-6	Aluminum	Brazier	3/8"	.250-.500	700
0125382	C6LB-C12-8	Aluminum	Brazier	3/8"	.375-.833	700
0125383	C6LB-C12-10	Aluminum	Brazier	3/8"	.500-.750	700
0125384	C6LB-C12-12	Aluminum	Brazier	3/8"	.625-.875	700
0125282	C6LB-R8-2G	Steel	Brazier	1/4"	.063-.188	2000
11102637	C6LB-R8-3GA	Steel	Brazier	1/4"	.125-.250	1700
0125284	C6LB-R8-4G	Steel	Brazier	1/4"	.188-.313	2000
0125285	C6LB-R8-5G	Steel	Brazier	1/4"	.250-.375	2000
0125286	C6LB-R8-6G	Steel	Brazier	1/4"	.313-.437	2000
0125287	C6LB-R8-7G	Steel	Brazier	1/4"	.375-.500	2000
0125288	C6LB-R8-8G	Steel	Brazier	1/4"	.437-.563	2000
0125299	C6LB-R10-4G	Steel	Brazier	5/16"	.125-.375	1000
0125300	C6LB-R10-6G	Steel	Brazier	5/16"	.250-.500	1000
0125301	C6LB-R10-8R	Steel	Brazier	5/16"	.375-.625	1000
0125314	C6LB-R12-4G	Steel	Brazier	3/8"	.125-.375	700
0125315	C6LB-R12-6G	Steel	Brazier	3/8"	.250-.500	700
0125316	C6LB-R12-8G	Steel	Brazier	3/8"	.375-.625	700
0125317	C6LB-R12-10G	Steel	Brazier	3/8"	.500-.750	700
0125318	C6LB-R12-12G	Steel	Brazier	3/8"	.625-.875	600
0125319	C6LB-R12-14G	Steel	Brazier	3/8"	.750-1.000	600
11102639	C6LT-R8-4GA	Steel	Truss	1/4"	.188-.313	1500
11102640	C6LT-R8-5GA	Steel	Truss	1/4"	.250-.375	1500
11102641	C6LT-R8-7GA	Steel	Truss	1/4"	.375-.500	1450
11102642	C6LT-R8-8GA	Steel	Truss	1/4"	.438-.563	1400
11102643	C6LT-R12-4G	Steel	Truss	3/8"	.125-.375	500
11102644	C6LT-R12-6G	Steel	Truss	3/8"	.250-.500	500
11102645	C6LT-R12-8G	Steel	Truss	3/8"	.375-.625	500
11102646	C6LT-R12-10G	Steel	Truss	3/8"	.500-.750	450
11102647	C6LTC-R8-3G	Steel/Stainless Cap	Truss	1/4"	.125-.250	1700
11102648	C6LTC-R8-4G	Steel/Stainless Cap	Truss	1/4"	.188-.313	1500
11102649	C6LTC-R8-5G	Steel/Stainless Cap	Truss	1/4"	.250-.375	1500
11102650	C6LTC-R8-6G	Steel/Stainless Cap	Truss	1/4"	.313-.438	1500
11102651	C6LTC-R8-7G	Steel/Stainless Cap	Truss	1/4"	.375-.500	1450
11102652	C6LTC-R8-8G	Steel/Stainless Cap	Truss	1/4"	.438-.563	1400
11102653	C6LTC-R8-9G	Steel/Stainless Cap	Truss	1/4"	.500-.625	1350
11102654	C6LTC-R12-4G	Steel/Stainless Cap	Truss	3/8"	.125-.375	500
11102655	C6LTC-R12-6G	Steel/Stainless Cap	Truss	3/8"	.250-.500	500
11102656	C6LTC-R12-8G	Steel/Stainless Cap	Truss	3/8"	.375-.625	500
11102657	C6LTC-R12-10G	Steel/Stainless Cap	Truss	3/8"	.500-.750	450
11102658	C6LTC-R12-12G	Steel/Stainless Cap	Truss	3/8"	.625-.875	450
11102659	C6LTC-R12-14G	Steel/Stainless Cap	Truss	3/8"	.750-1.000	400
11102660	C98LTU6-3BR	Stainless	98LT Head-Polished	3/16"	.063-.188	3000
11102661	C98LTU6-5BR	Stainless	98LT Head-Polished	3/16"	.250-.375	2700
11102662	C98LTU6-6BR	Stainless	98LT Head-Polished	3/16"	.313-.438	2500
11102663	C98LTU6-7BR	Stainless	98LT Head-Polished	3/16"	.375-.500	2400
11102664	C98LTU6-9BR	Stainless	98LT Head-Polished	3/16"	.500-.625	2300
11102665	C98LTU6-10BR	Stainless	98LT Head-Polished	3/16"	.563-.688	2200
11102666	C98LTU6-11BR	Stainless	98LT Head-Polished	3/16"	.625-.750	2100
11102667	C98LTU6-12BR	Stainless	98LT Head-Polished	3/16"	.688-.813	2000
11102668	C6LB-U8-3	Stainless	Brazier	1/4"	.125-.250	1700
11102669	C6LB-U8-9	Stainless	Brazier	1/4"	.500-.625	1350
11102670	C6LT-U12-4	Stainless	Truss	3/8"	.125-.375	500
11102671	C6LT-U12-6	Stainless	Truss	3/8"	.250-.500	500
11102672	C6LT-U12-8	Stainless	Truss	3/8"	.375-.625	500
11102673	C6LT-U12-10	Stainless	Truss	3/8"	.625-.875	450

Huck Bolt® Cont.

C6L Lockbolt Collars

Part No.	Vendor No.	Material	Finish	Head Style	Diameter	Pkg. Qty.
0125593	3LC-2R6G	Steel	Zinc	Flange	3/16"	11500
0125594	3LC-2R8G	Steel	Zinc	Flange	1/4"	5000
0125595	3LC-2R10G	Steel	Zinc	Flange	5/16"	2250
0125596	3LC-2R12G	Steel	Zinc	Flange	3/8"	1500
0125597	3LC-F6	Aluminum	-	Flange	3/16"	15000
0125598	3LC-F8	Aluminum	-	Flange	1/4"	6000
0125599	3LCF-10	Aluminum	-	Flange	5/16"	3500
0125601	2LC-R6G	Steel	Zinc	Regular	3/16"	17850
0125602	2LC-R8G	Steel	Zinc	Regular	1/4"	7000
0125603	2LC-R10G	Steel	Zinc	Regular	5/16"	4500
0125604	2LC-R12G	Steel	Zinc	Regular	3/8"	2000
0125605	2LC-F6	Aluminum	-	Regular	3/16"	18000
0125606	2LC-F8	Aluminum	-	Regular	1/4"	8250
0125607	2LC-F10	Aluminum	-	Regular	5/16"	4500
0125608	2LC-F12	Aluminum	-	Regular	3/8"	2500
11102674	3LCW-2R8G	Steel	Zinc	Wide	1/4"	2000

Floortight Specialty Fastener

In plywood and plymetal floor applications the Floortight Specialty Fastener is ideal for a strong, vibration-resistant and watertight solution.

Completely eliminates the counter boring process in plywood and the dimpling process in plymetal.

Part No.	Vendor No.	Material	Diameter	Grip Range	Pkg. Qty.	UOM /Ea
11102633	PWF-R10-20	Steel/Steel	5/16"	.750-1.375	500	^—
11102634	PWFMC-R10-20A3	Steel/Steel	5/16"	.750-1.375	500	—
11102635	PMF-R10-20	Steel/Steel	5/16"	.750-1.375	700	—
11102636	PMFMC-R10-20	Steel/Steel	5/16"	.750-1.375	500	—

Hucktainer Fastener

Designed specifically for truck trailers, truck bodies, cargo containers and other structures fabricated from fiberglass reinforced plywood (FRP), Hucktainer Fasteners provide the consistent clamp and fast, full proof installation required for maximum product quality and productivity. They will not crush, craze or bull-nose FRP panels. Every fastener also includes an integral seal to help keep the elements and other contaminants from invading the joint.

Part No.	Vendor No.	Material	Diameter	Grip Range	Pkg. Qty.	UOM /Ea
11102699	HLPP-R12-10PL	Steel	3/8"	.562-.687	800	^—
11102700	HLPP-R12-11PL	Steel	3/8"	.625-.750	750	—
11102701	HLPP-R12-12PL	Steel	3/8"	.687-.812	750	—
11102702	HLPP-R12-13PL	Steel	3/8"	.750-.875	700	—
11102703	HLPP-R12-14PL	Steel	3/8"	.812-.937	700	—
11102704	HLPP-R12-15PL	Steel	3/8"	.875-1.000	650	—
11102705	HLPP-R12-16PL	Steel	3/8"	.937-1.062	650	—
11102706	HLPP-R12-17PL	Steel	3/8"	1.000-1.125	650	—
11102707	HLPP-R12-18PL	Steel	3/8"	1.062-1.187	650	—
11102708	HLLP-R12-19PL	Steel	3/8"	1.125-1.250	600	—
11102709	HLPP-R12-20PL	Steel	3/8"	1.187-1.312	600	—

Hucktainer Sleeves

Part No.	Vendor No.	Material	Flange Style	Diameter	Pkg Qty	UOM /Ea
11102710	HLPS-R12	Steel	Standard	3/8"	1000	^—
11102711	HLPSC-R12	Steel	Clearance	3/8"	2500	—
11102712	HLPSM-R12	Steel	Medium	3/8"	1500	—

C50L Powerbolts

For applications ranging from railcar to mining equipment manufacturing, C50L Powerbolt fasteners from Alcoa Fastening Systems offer superior vibration resistance and overall durability. Heavy duty applications demand tough, reliable fasteners. The C50L Powerbolt fasteners meet or exceed the performance of torqued bolts in both shear and tensile strength and have a longer fatigue life.

Part No.	Vendor No.	Material	Head Style	Diameter	Grip Range	Pkg Qty	UOM /Ea
11102713	C50LR-BR16-4	Steel/Black	Brazier	1/2"	.250-.500	230	^—
11102714	C50LR-BR16-8	Steel/Black	Brazier	1/2"	.500-.750	220	—
11102715	C50LR-BR16-12	Steel/Black	Brazier	1/2"	.750-1.00	200	—
11102716	C50LR-BR16-16	Steel/Black	Brazier	1/2"	1.00-1.25	180	—
11102717	C50LR-BR16-20	Steel/Black	Brazier	1/2"	1.25-1.50	170	—
11102718	C50LR-BR16-24	Steel/Black	Brazier	1/2"	1.50-1.75	160	—
11102719	C50LR-BR16-28	Steel/Black	Brazier	1/2"	1.75-2.00	150	—
11102720	C50LR-BR16-32	Steel/Black	Brazier	1/2"	2.00-2.25	140	—
11102721	C50LR-BR16-36	Steel/Black	Brazier	1/2"	2.25-2.50	130	—
11102722	C50LR-BR20-4	Steel/Black	Brazier	5/8"	.250-.500	130	—
11102723	C50LR-BR20-8	Steel/Black	Brazier	5/8"	.500-.750	110	—
11102724	C50LR-BR20-12	Steel/Black	Brazier	5/8"	.750-1.00	110	—
11102725	C50LR-BR20-16	Steel/Black	Brazier	5/8"	1.00-1.25	100	—
11102726	C50LR-BR20-20	Steel/Black	Brazier	5/8"	1.25-1.50	100	—
11102727	C50LR-BR20-24	Steel/Black	Brazier	5/8"	1.50-1.75	90	—
11102728	C50LR-BR20-28	Steel/Black	Brazier	5/8"	1.75-2.00	90	—
11102729	C50LR-BR24-8	Steel/Black	Brazier	3/4"	.500-.750	70	—
11102730	C50LR-BR24-12	Steel/Black	Brazier	3/4"	.750-1.00	70	—
11102731	C50LR-BR24-16	Steel/Black	Brazier	3/4"	1.00-1.25	60	—
11102732	C50LR-BR24-20	Steel/Black	Brazier	3/4"	1.25-1.50	60	—
11102733	C50LR-BR24-24	Steel/Black	Brazier	3/4"	1.50-1.75	50	—
11102734	C50LR-BR24-28	Steel/Black	Brazier	3/4"	1.75-2.00	50	—
11102735	C50LR-BR24-32	Steel/Black	Brazier	3/4"	2.00-2.25	50	—
11102736	C50LR-BR24-36	Steel/Black	Brazier	3/4"	2.25-2.50	50	—
11102737	C50LR-BR24-40	Steel/Black	Brazier	3/4"	2.50-2.75	40	—
11102738	C50LR-BR24-44	Steel/Black	Brazier	3/4"	2.75-3.00	40	—
11102739	C50LR-BR28-16	Steel/Black	Brazier	7/8"	1.00-1.25	40	—
11102740	C50LR-BR28-20	Steel/Black	Brazier	7/8"	1.25-1.50	40	—
11102741	C50LR-BR28-24	Steel/Black	Brazier	7/8"	1.50-1.75	40	—
11102742	C50LR-BR28-28	Steel/Black	Brazier	7/8"	1.75-2.00	35	—
11102743	C50LR-BR28-32	Steel/Black	Brazier	7/8"	2.00-2.25	35	—
11102744	C50LR-BR28-36	Steel/Black	Brazier	7/8"	2.25-2.50	35	—
11102745	C50LR-BR28-40	Steel/Black	Brazier	7/8"	2.50-2.75	30	—
11102746	C50LR-BR32-20	Steel/Black	Brazier	1"	1.25-1.50	25	—
11102747	C50LR-BR32-24	Steel/Black	Brazier	1"	1.50-1.75	25	—
11102748	C50LR-BR32-28	Steel/Black	Brazier	1"	1.75-2.00	25	—
11102749	C50LR-BR32-32	Steel/Black	Brazier	1"	2.00-2.25	20	—
11102750	C50LR-BR32-36	Steel/Black	Brazier	1"	2.25-.250	20	—
11102751	C50LR-BR32-44	Steel/Black	Brazier	1"	2.75-3.00	20	—
11102752	C50LR-BR32-48	Steel/Black	Brazier	1"	3.00-3.25	20	—
11102753	C50LR-BR32-52	Steel/Black	Brazier	1"	3.25-3.50	20	—
11102754	C50LR-BR32-56	Steel/Black	Brazier	1"	3.50-3.75	20	—
11102755	C50LR-BR32-60	Steel/Black	Brazier	1"	3.75-4.00	20	—
11102756	C50LR-BR32-64	Steel/Black	Brazier	1"	4.00-4.25	20	—
11102757	C50LR-BR32-84	Steel/Black	Brazier	1"	5.25-5.50	15	—
11102758	C50LR-BR32-88	Steel/Black	Brazier	1"	5.50-5.75	15	—

C50L Powerbolt Collars

Part No.	Vendor No.	Material	Flange Style	Diameter	Pkg Qty	UOM /Ea
11102777	LC-2R16G	Zinc Plated Low Carbon Steel	Standard	1/2"	850	^—
11102778	LC-2R20G	Zinc Plated Low Carbon Steel	Standard	5/8"	400	—
11102779	LC-2R24G	Zinc Plated Low Carbon Steel	Standard	3/4"	250	—
11102780	LC-2R28G	Zinc Plated Low Carbon Steel	Standard	7/8"	180	—
11102781	LC-2R32G	Zinc Plated Low Carbon Steel	Standard	1"	120	—
11102782	LC-2R36G	Zinc Plated Low Carbon Steel	Standard	1-1/8"	80	—
11102783	3LC-2R16G	Zinc Plated Low Carbon Steel	Flanged	1/2"	650	—
11102784	3LC-2R20G	Zinc Plated Low Carbon Steel	Flanged	5/8"	350	—
11102785	3LC-2R24G	Zinc Plated Low Carbon Steel	Flanged	3/4"	200	—
11102786	3LC-2R28G	Zinc Plated Low Carbon Steel	Flanged	7/8"	130	—
11102787	3LC-2R32G	Zinc Plated Low Carbon Steel	Flanged	1"	90	—

Huck Bolt®

Huck Bolt® Cont.

Alcoa Fastening Systems

Huck® Tool #255

The Model 255 Huck® installation tool is capable of installing up to 5/16" diameter Huckbolt® fasteners in all materials, and up 3/8" diameter in steel and aluminum. The tool will also install up to 1/4" diameter Huck BOM® fasteners. The tool is lightweight, yet rugged all-metal construction for years of durability and reliability.

Technical Data
- Pull Force - 7750 lbs
- Stroke - .625"
- Weight - 8.8 lbs

Part No.	UOM /EA
0160984	^

The Super LockForce 255 is sized for high-speed production applications, up to 20 fastener installations per minute. This tool provides optimum stroke for one-cycle installations, and features an eccentric pull piston for limited clearance applications. Chrome-plated piston rod in the Super LockForce 245 extend the life of the seals.

Compatible Fastener and Nose Assemblies

Type	Diameter	Vendor No.	Part No.
BOM	1/4	99-830-1	11103864
Magna-Grip	5/16	99-1439	0160989
Magna-Grip	3/8	99-1440	0160990
Floor Light	5/16	99-3452	11103848
C6L	5/16	99-99	11103865
C6L	3/8	99-100-245	0160988

Huck® Tool #256

The model 256 Huck® Installation tool is capable of installing Huckbolt® fasteners up to 3/8" in all materials, and will also install the Huck BOM® fastener up to 5/16" diameter. It's lightweight, all-metal construction will give years of durable, reliable service.

Technical Data
- Pull Force - 9986 lb
- Stroke - .875"
- Weight - 11.1 lb

Part No.	UOM /EA
0160985	^

The high speed Super LockForce 256 production tool features optimum stroke for one-cycle installation and has an eccentric pull piston for limited clearance applications. Factory tested for 2,000 cycles, the Model 246 has chrome plated piston rods to extend the life of the seals.

Compatible Fasteners and Nose Assemblies

Type	Diameter	Vendor No.	Part No.
BOM	1/4	99-830-1	11103864
BOM	5/16	99-769	11103863
Magna-Lok	3/8	99-3318	11103847
Magna-Bulb	5/16	99-3307	11103846
C6L	5/16	99-99	11103865
C6L	3/8	99-100-245	0160988
Magna-Grip	5/16	99-1439	0160989
Magna-Grip	3/8	99-1440	0160990
Floortight	5/16	99-3452	11103848

Huck® Model #2022

The model 2022 Huck® tool installs all Huck blind rivets up to 1/4" in all materials. The 2022 is an extremely lightweight tool, yet Its all-metal construction will provide rugged durability for years of service.

Technical Data
- Pull Force - 3477 lbs.
- Stroke - 1.026"
- Weight - 5.4 lb

Part No.	UOM /EA
0160986	^

Huck® Tool #2025

The model 2025 Huck® installation tool will install all Huckbolt® fasteners up to 1/4" diameter, as well as the Huck BOM in 3/16" diameter. A very lightweight tool, the 2025 has all-metal in construction for rugged, durable service in heavy duty applications.

Technical Data
- Pull Force - 3500 lbs
- Stroke -.675"
- Weight - 5.75 lbs

Part No.	UOM /EA
0160987	^

Designed for production volume fastening, the LockForce' 2025 offers a number of outstanding features, including an ergonomically design handle, plated piston rod and efficient in-line piston. An extended piston version (2025L) is available and an optional vacuum assist pintail collection system (2025V) can be added.

Compatible Fasteners and Nose Assemblies

Type	Diameter	Vendor No.	Part No.
MAGNA-LOK, MAGNA-BULB, AUTO BULB	3/16	99-3303	11103845
MAGNA-GRIP	3/16	99-3201	0160993
MAGNA-GRIP	1/4	99-3204	0160994
C6L	3/16	99-3003	0160991
C6L	1/4	99-3006	0160992

Huck® Tool #AK 175

The model Huck® AK 175 is a powerful installation tool capable of installing all Huck and Marson blind rivets, as well as Marson Klik-Rivets. This air tool is extremely small and light, yet powerful due to the clever use of hydraulic intensification.

Technical Data
- Pull Force - 3500 lbs
- Stroke - .625"
- Weight - 2.3 lb

Part No.	UOM /EA
0160998	^

Huck® Tool #HK 150 I

The model HK 150 I is a compact, lightweight, yet tough, durable tool for installation of Huck® and Marson® brand blind fasteners, as well as Marson Klik-Rivet nuts. This manual tool has a hydraulic intensifier that generates a tremendous amount of power in small package.

Technical Data
- Pull Force -3500 lbs.
- Stroke - .625"
- Weight - 2.5 lbs

Part No.	UOM /EA
0160999	^

Huck Tool #202
Pneudraulic Installation Tool

Specifications
- Weight - 5.1 lbs.
- Required Air Pressure - 90-110 PSI
- Air Consumption - 6 CFM based on 30 fastener installations/minute
- Hydraulic Fluid - Automatic Transmission Fluid DEX-TRON 11® or equivalent
- Stroke - 750 in.

Part No.	UOM /Ea
11103793	^

Compatible Fasteners and Nose Assemblies

Type	Diameter	Vendor No.	Part No.
MAGNA-LOK, MAGNA-BULB, AUTO BULB	3/16	99-3303	11103845
MAGNA-BULB	1/4	99-3301	11103844

Huck Tool #507
Hydraulic Powered Installation Tool

Specifications
- Weight - 43 lbs.
- Stroke - 2.5 in.
- Pressure - Pull-5,400 psi Return-2,800 psi

Part No.	UOM /Ea
11103796	^

Huck Bolt® Cont.

The PowerDrive 507 is a heavy-duty tool sized for the installation of a number of larger C501L LockBolt fasteners, up to 1-1/8" in diameter. This rugged tool provides high-speed installation in a wide range of production applications.

Compatible Fasteners and Nose Assemblies

Type	Diameter	Vendor No.	Part No.
C5OL	1"	99-5016	11103858
C5OL	1-1/8"	99-5019	11103859

POWERIG® 940

HUCK offers three basic POWERIG® hydraulic power units for both in-plant and on-site use. Available in a choice of gasoline or electric power, there is a POWERIG® available to deliver a hydraulic flow rate ranging from 70 cu. inches to 2 gallons.

Specifications
- •Weight - 74.5 lbs. operational 66 lbs. w/o hydraulic fluid
- •Power - Electric, 115 or 220 volts, single phase
- •Length - 12.5 in.
- •Height - 18 in.
- •Width - 10.5 in.
- •Flow Rate - 70 gpm
- •Reservoir Capacity - 1.5 gallons
- •Options - 220V, 60/50 hertz single phase, 250VDC, direct current

The Model 940 POWERIG® is a portable unit sized for moderate production and repair applications. This unit features rugged construction for durability in the field, and the choice of 115 or 220 Volt AC power. The Model 940 includes a handle for easy transport, simple adjustable hydraulic outputs and quick-connect couplers for connecting installation tool hoses.

Part No.	UOM /Ea
11103798	^—

POWERIG® 918

Specifications
- •Weight - 780 lbs. operational 585 lbs. w/o hydraulic fluid
- •Power - electric, 220 or 440 volts, 3 phase
- •Length - 44 in.
- •Height - 30 in.
- •Width - 25 in.
- •Flow Rate - 1.3 gpm

The Model 918 POWERIG® is the largest hydraulic unit offered by HUCK. Sized for high production applications the unit can operate up to three tools independently. This electrically powered model also delivers sufficient power to operate the tools up to 100 feet away. A 22-gallon reservoir stores hydraulic fluid, with a filter-strainer in the suction line to assure clean, filtered fluid.

Part No.	UOM /Ea
11103797	^—

Huck Tool #2480

Hydraulic Installation Tool

Specifications
- •Weight - 2.2 lbs.
- •Stroke - .85 in.
- •Recommended Operating Air Pressure - 90-100 psi

The 2480 is a lightweight, high-speed tool that provides for installation of a wide range of Huck fasteners. The tool has only one moving part for increased reliability and minimal maintenance.

Part No.	UOM /Ea
11103801	^—

The 2480 is a lightweight, high-speed tool that provides for installation of a wide range of Huck fasteners. The tool has only one moving part for increased reliability and minimal maintenance.

Compatible Fasteners and Nose Assemblies

Type	Diameter	Vendor No.	Part No.
MAGNA-LOK, MAGNA-BULB	3/16	99-3303	1110384
MAGNA-GRIP	3/16	99-3201	0160993
MAGNA-GRIP	1/4	99-3204	0160994
Hucktainer	3/8	99-3464	11103849
C6L	1/4	99-2561	11103830

Huck Tool #2580

Hydraulic Powered Installation Tool

Specifications
- •Weight - 5 lbs.
- •Stroke - .94 in.
- •Pressure - Pull-7,400 psi Return-3,200 psi

Part No.	UOM /Ea
11103804	^—

The Super LockForce 2580 is a lightweight tool for use in a wide range of high-speed production applications. With only one moving part, the tool provides for increased reliability and requires minimal maintenance. A concentric piston design allows the Super LockForce 2580 to easily fit in limited clearance applications.

Compatible Fasteners and Nose Assemblies

Type	Diameter	Vendor No.	Part No.
BOM	1/4	99-830-1	11103864
BOM	5/16	99-769	11103863
C6L	3/8	99-100-245	0160988
Floortight	5/16	99-3452	11103848
Magna-Bulb	5/16	99-3307	11103846
Magna-Grip	5/16	99-1439	0160989
Magna-Grip	3/8	99-1440	0160990
Magna-Lok	3/8	99-3318	11103847

Huck Tool #2600

Hydraulic Powered Installation Tool

Specifications
- •Weight - 7.3 lbs.
- •Stroke - 1.22 in.
- •Pressure - Pull-5,700 psi Return-2,800 psi

Part No.	UOM /Ea
11103805	^—

The Model 2600 is a lightweight and versatile installation tool designed use with a wide range of HUCK blind fasteners and HuckBolt fasteners. The tool's compact size allows it to fit into limited clearance applications, while its light weight provides for outstanding operator productivity.

Compatible Fasteners and Nose Assemblies

Type	Diameter	Vendor No.	Part No.
BOM	3/8	99-3122	11103840

Huck Tool #2620

Hydraulic Powered Installation Tool

Specifications
- •Weight - 9 lbs. 14 oz.
- •Stroke - 1.437 in.
- •Pressure - Pull-7,400 psi Return-3,200 psi

Part No.	UOM /Ea
11103806	^—

The PowerDrive 2620 tool is suited for heavy duty installation of lockbolts and large blind bolts. This rugged tool features an in-line piston which extends seal life. Maintenance is minimized by the tool's design which requires a single moving part. Special front pintail ejection system ensures operation safety.

Compatible Fasteners and Nose Assemblies

Type	Diameter	Vendor No.	Part No.
C5OL	1/2	99-5000	11103853

Huck Tool #2624

Hydraulic Powered Installation Tool

Specifications
- •Weight - 14 lbs.
- •Stroke - 1.687 in.
- •Pressure - Pull-7,400 psi Return-3,200 psi

Part No.	UOM /Ea
11103807	^—

The PowerDrive 2624 is sized for the high-speed installation of HUCK's larger fasteners. The tool features an in-line piston which extends seal life. The PowerDrive 2624 has only one moving part, which further minimizes maintenance.

Compatible Fasteners and Nose Assemblies

Type	Diameter	Vendor No.	Part No.
BOM	5/8	99-5102	11103860
C5OL	5/8	99-5008	11103855
HP8	5/8	99-5301	11103861

If its not on our shelf...we'll make it!
Ask the local store to quote your threaded and machined parts.

Huck Bolt®, FAB-LOK® Fasteners, Solid Rivets

Huck Bolt® Cont.

Alcoa Fastening Systems

Huck Tool #2628
Hydraulic Powered Installation Tool

Specifications
- Weight - 17 lbs.
- Stroke - 1.812 in.
- Pressure - Pull-7,400 psi Return-3,200 psi

Part No.	UOM /Ea
11103808	^——

The model 2628 is designed to provide high-speed installation of blind bolts and lockbolts up to 3/4". This tool features quiet operation and ergonomic, weight saving design to ensure optimized productivity.

Compatible Fasteners and Nose Assemblies

Type	Diameter	Vendor No.	Part No.
BOM	5/8	99-5102	11103860
C5OL	5/8	99-5008	11103855
C5OL	3/4	99-5010	11103856
Huckfit, HP8	5/8,16mm	99-5301	11103861
Huckfit, HP8	3/4	99-5303	11103862

FAB-LOK® Fasteners

ELCO®

10-24 Hex Washer Head Machine Screw Assembled to a Slotted Aluminum Sleeve and EPDM Sealing Washer.

Vibrations, either from inside or outside a building, can make ordinary fasteners loosen or back out. Fab-Lok® fasteners combine a slotted aluminum sleeve and fastener to provide high resistance to vibration loosening. Excellent for use with insulation panels.

After tightening, clamping tines remain in place even if the screw is removed.

Carbon Steel

Part No.	UOM /100	Vendor No.	Specification	Grip Range	Penetrating Lgth.
0135081	^——	DCF-104A0-024	FAS-10-4	.062-.250	1.373
0135082	——	DCF-108A0-024	FAS-10-8	.250-.500	1.612
0135083	——	DCF-112A0-024	FAC-10-12	.500-.750	1.807

H-3 (300 Series) Stainless Steel

Part No.	UOM /100	Vendor No.	Specification	Grip Range	Penetrating Lgth.
0135084	^——	DCF-104A5-024	FAS-10-4	.062-.250	1.373
0135085	——	DCF-108A5-024	FAS-10-8	.250-.500	1.612
0135086	——	DCF-112A5-024	FAC-10-12	.500-.750	1.807

Fab-Lok Drive Tools

Holding Sleeve

Part No.	UOM /Each	Vendor No.
0135091	^——	359-8859-00

Solid Rivets

Button Head Solid Rivets
C1010 Steel Non Annealed

Part No.	Size	Shank Dia. Max.	Shank Dia. Min.	Head Dia. Max.	Head Dia. Min.	Head Ht. Max.	Head Ht. Min.	Head Radius
0157268	1/8x1/2	0.127	0.121	0.235	0.215	0.100	0.088	0.111
0157269	1/8x3/4	0.127	0.121	0.235	0.215	0.100	0.088	0.111
0157270	1/8x1	0.127	0.121	0.235	0.215	0.100	0.088	0.111
0157240	3/16x1/2	0.191	0.182	0.348	0.322	0.147	0.133	0.166
0157241	3/16x5/8	0.191	0.182	0.348	0.322	0.147	0.133	0.166
0157242	3/16x3/4	0.191	0.182	0.348	0.322	0.147	0.133	0.166
0157243	3/16x1	0.191	0.182	0.348	0.322	0.147	0.133	0.166
0157244	3/16x1-1/4	0.191	0.182	0.348	0.322	0.147	0.133	0.166
0157245	3/16x1-1/2	0.191	0.182	0.348	0.322	0.147	0.133	0.166
0157246	1/4x1/2	0.253	0.244	0.460	0.430	0.196	0.180	0.221
0157247	1/4x5/8	0.253	0.244	0.460	0.430	0.196	0.180	0.221
0157248	1/4x3/4	0.253	0.244	0.460	0.430	0.196	0.180	0.221
0157249	1/4x1	0.253	0.244	0.460	0.430	0.196	0.180	0.221
0157250	1/4x1-1/4	0.253	0.244	0.460	0.430	0.196	0.180	0.221
0157251	1/4x1-1/2	0.253	0.244	0.460	0.430	0.196	0.180	0.221
0157252	5/16x1/2	0.316	0.304	0.572	0.538	0.243	0.225	0.276
0157253	5/16x5/8	0.316	0.304	0.572	0.538	0.243	0.225	0.276
0157254	5/16x3/4	0.316	0.304	0.572	0.538	0.243	0.225	0.276
0157255	5/16x1	0.316	0.304	0.572	0.538	0.243	0.225	0.276
0157256	5/16x1-1/4	0.316	0.304	0.572	0.538	0.243	0.225	0.276
0157257	5/16x1-1/2	0.316	0.304	0.572	0.538	0.243	0.225	0.276
0157258	3/8x1/2	0.380	0.365	0.684	0.646	0.291	0.271	0.332
0157259	3/8x5/8	0.380	0.365	0.684	0.646	0.291	0.271	0.332
0157260	3/8x3/4	0.380	0.365	0.684	0.646	0.291	0.271	0.332
0157261	3/8x1	0.380	0.365	0.684	0.646	0.291	0.271	0.332
0157262	3/8x1-1/4	0.380	0.365	0.684	0.646	0.291	0.271	0.332
0157263	3/8x1-1/2	0.380	0.365	0.684	0.646	0.291	0.271	0.332
0157264	1/2x1	0.520	0.478	0.938	0.844	0.406	0.375	0.433
0157265	1/2x1-1/2	0.520	0.478	0.938	0.844	0.406	0.375	0.433
0157266	1/2x2	0.520	0.478	0.938	0.844	0.406	0.375	0.433
0157267	1/2x3	0.520	0.478	0.938	0.844	0.406	0.375	0.433

Truss Head Solid Rivets
C1010 Steel Non Annealed

Part No.	Size	Shank Dia. Max.	Shank Dia. Min.	Head Dia. Max.	Head Dia. Min.	Head Ht. Max.	Head Ht. Min.	Head Radius
0157302	3/16x1/2	0.191	0.182	0.422	0.422	0.069	0.055	0.470
0157303	3/16x5/8	0.191	0.182	0.422	0.422	0.069	0.055	0.470
0157304	3/16x3/4	0.191	0.182	0.422	0.422	0.069	0.055	0.470
0157305	3/16x1	0.191	0.182	0.422	0.422	0.069	0.055	0.470
0157306	3/16x1-1/4	0.191	0.182	0.422	0.422	0.069	0.055	0.470
0157307	3/16x1-1/2	0.191	0.182	0.422	0.422	0.069	0.055	0.470
0157308	1/4x1/2	0.253	0.244	0.590	0.560	0.091	0.075	0.628
0157309	1/4x5/8	0.253	0.244	0.590	0.560	0.091	0.075	0.628
0157310	1/4x3/4	0.253	0.244	0.590	0.560	0.091	0.075	0.628
0157311	1/4x1	0.253	0.244	0.590	0.560	0.091	0.075	0.628
0157312	1/4x1-1/4	0.253	0.244	0.590	0.560	0.091	0.075	0.628
0157313	1/4x1-1/2	0.253	0.244	0.590	0.560	0.091	0.075	0.628
0157314	5/16x1/2	0.316	0.304	0.732	0.702	0.113	0.095	0.784
0157315	5/16x5/8	0.316	0.304	0.732	0.702	0.113	0.095	0.784
0157316	5/16x3/4	0.316	0.304	0.732	0.702	0.113	0.095	0.784
0157317	5/16x1	0.316	0.304	0.732	0.702	0.113	0.095	0.784
0157318	5/16x1-1/4	0.316	0.304	0.732	0.702	0.113	0.095	0.784
0157319	5/16x1-1/2	0.316	0.304	0.732	0.702	0.113	0.095	0.784
0157320	3/8x1/2	0.380	0.365	0.878	0.848	0.135	0.115	0.942
0157321	3/8x5/8	0.380	0.365	0.878	0.848	0.135	0.115	0.942
0157322	3/8x3/4	0.380	0.365	0.878	0.848	0.135	0.115	0.942
0157323	3/8x1	0.380	0.365	0.878	0.848	0.135	0.115	0.942
0157324	3/8x1-1/4	0.380	0.365	0.878	0.848	0.135	0.115	0.942
0157325	3/8x1-1/2	0.380	0.365	0.878	0.848	0.135	0.115	0.942

Solid Rivets Cont.

Flat Head Solid Rivets
C1010 Steel Not Annealed

Part No.	Size	Shank Dia. Max.	Shank Dia. Min.	Head Dia. Max.	Head Dia. Min.	Head Ht. Max.	Head Ht. Min.
0157299	1/8x1/2	0.127	0.121	0.260	0.240	0.048	0.036
0157300	1/8x3/4	0.127	0.121	0.260	0.240	0.048	0.036
0157301	1/8x1	0.127	0.121	0.260	0.240	0.048	0.036
0157272	3/16x5/8	0.191	0.182	0.387	0.361	0.069	0.055
0157273	3/16x3/4	0.191	0.182	0.387	0.361	0.069	0.055
0157274	3/16x1	0.191	0.182	0.387	0.361	0.069	0.055
0157275	3/16x1-1/4	0.191	0.182	0.387	0.361	0.069	0.055
0157276	3/16x1-1/2	0.191	0.182	0.387	0.361	0.069	0.055
0157277	1/4x1/2	0.253	0.244	0.515	0.485	0.091	0.075
0157278	1/4x5/8	0.253	0.244	0.515	0.485	0.091	0.075
0157279	1/4x3/4	0.253	0.244	0.515	0.485	0.091	0.075
0157281	1/4x1-1/4	0.253	0.244	0.515	0.485	0.091	0.075
0157282	1/4x1-1/2	0.253	0.244	0.515	0.485	0.091	0.075
0157283	5/16x1/2	0.316	0.304	0.641	0.607	0.113	0.095
0157284	5/16x5/8	0.316	0.304	0.641	0.607	0.113	0.095
0157285	5/16x3/4	0.316	0.304	0.641	0.607	0.113	0.095
0157286	5/16x1	0.316	0.304	0.641	0.607	0.113	0.095
0157287	5/16x1-1/4	0.316	0.304	0.641	0.607	0.113	0.095
0157288	5/16x1-1/2	0.316	0.304	0.641	0.607	0.113	0.095
0157289	3/8x1/2	0.380	0.365	0.769	0.731	0.135	0.115
0157290	3/8x5/8	0.380	0.365	0.769	0.731	0.135	0.115
0157291	3/8x3/4	0.380	0.365	0.769	0.731	0.135	0.115
0157292	3/8x1	0.380	0.365	0.769	0.731	0.135	0.115
0157294	3/8x1-1/2	0.380	0.365	0.769	0.731	0.135	0.115
0157295	1/2x1	0.520	0.478	1.023	0.973	0.179	0.155
0157296	1/2x1-1/2	0.520	0.478	1.024	0.973	0.179	0.155
0157297	1/2x2	0.520	0.478	1.025	0.973	0.179	0.155

Self-Clinching Nuts & Studs

Stainless Steel Self-Clinching Nuts

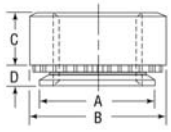

Part No.	Thread	A max.	B	C	D max.	UOM
0127390	3-48	0.165	0.250±.01	0.070±.01	0.038	^—
0127393	4-40	0.165	0.250±.01	0.070±.01	0.030	—
0127394	4-40	0.165	0.250±.01	0.070±.01	0.038	—
0127395	4-40	0.165	0.250±.01	0.070±.01	0.054	—
0127397	6-32	0.187	0.281±.01	0.070±.01	0.030	—
0127398	6-32	0.187	0.281±.01	0.070±.01	0.038	—
0127399	6-32	0.187	0.281±.01	0.070±.01	0.054	—
0127400	6-32	0.187	0.281±.01	0.070±.01	0.087	—
0127401	8-32	0.212	0.312±.01	0.090±.01	0.030	—
0127402	8-32	0.212	0.312±.01	0.090±.01	0.038	—
0127403	8-32	0.212	0.312±.01	0.090±.01	0.064	—
0127404	8-32	0.212	0.312±.01	0.090±.01	0.087	—
0127406	10-24	0.249	0.344±.01	0.090±.01	0.038	—
0127407	10-24	0.249	0.344±.01	0.090±.01	0.054	—
0127408	10-24	0.249	0.344±.01	0.090±.01	0.087	—
0127409	10-32	0.249	0.344±.01	0.090±.01	0.030	—
0127410	10-32	0.249	0.344±.01	0.090±.01	0.038	—
0127411	10-32	0.249	0.344±.01	0.090±.01	0.054	—
0127412	10-32	0.249	0.344±.01	0.090±.01	0.087	—
0127415	12-24	0.343	0.380±.01	0.130±.01	0.087	—
0127416	1/4-20	0.343	0.437±.01	0.170±.01	0.054	—
0127417	1/4-20	0.343	0.437±.01	0.170±.01	0.087	—
0127418	1/4-20	0.343	0.437±.01	0.170±.01	0.120	—
0127421	1/4-28	0.343	0.437±.01	0.170±.01	0.120	—
0127422	5/16-18	0.411	0.500±.01	0.230±.01	0.054	—
0127423	5/16-18	0.411	0.500±.01	0.230±.01	0.087	—
0127424	5/16-18	0.411	0.500±.01	0.230±.01	0.120	—
0127426	5/16-24	0.411	0.500±.01	0.230±.01	0.087	—
0127428	3/8-16	0.498	0.562±.01	0.270±.01	0.087	—
0127429	3/8-16	0.498	0.562±.01	0.270±.01	0.120	—
0127430	3/8-16	0.498	0.562±.01	0.270±.01	0.235	—

300 Series Stainless Steel Self-Clinching Nuts

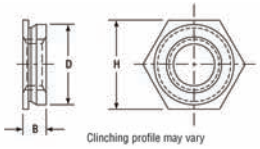

Vendor No.	Mil-Spec. No.	Part No.	Thread	A max.	B	C	D max.	UOM
CS440-0	45938/1-3C	0127442	4-40	0.165	0.250±.01	0.070±.01	0.030	^—
CS440-1	45938/1-4C	0127443	4-40	0.165	0.250±.01	0.070±.01	0.038	—
CS440-2	45938/1-5C	0127444	4-40	0.165	0.250±.01	0.070±.01	0.054	—
CS632-0		0127446	6-32	0.187	0.281±.01	0.070±.01	0.030	—
CS632-1	45938/1-8C	0127447	6-32	0.187	0.281±.01	0.070±.01	0.038	—
CS632-2	45938/1-9C	0127448	6-32	0.187	0.281±.01	0.070±.01	0.054	—
CS632-3		0127449	6-32	0.187	0.281±.01	0.070±.01	0.087	—
CS832-0		0127450	8-32	0.212	0.312±.01	0.090±.01	0.030	—
CS832-1	45938/1-12C	0127451	8-32	0.212	0.312±.01	0.090±.01	0.038	—
CS832-2	45938/1-13C	0127452	8-32	0.212	0.312±.01	0.090±.01	0.064	—
CS832-3		0127453	8-32	0.212	0.312±.01	0.090±.01	0.087	—
CS1024-0		0127454	10-24	0.249	0.344±.01	0.090±.01	0.030	—
CS1024-2		0127456	10-24	0.249	0.344±.01	0.090±.01	0.054	—
CS1024-3		0127457	10-24	0.249	0.344±.01	0.090±.01	0.087	—
CS1032-1		0127459	10-32	0.249	0.344±.01	0.090±.01	0.038	—
CS1032-2	45938/1-16C	0127460	10-32	0.249	0.344±.01	0.090±.01	0.054	—
CS1032-3	45938/1-17C	0127461	10-32	0.249	0.344±.01	0.090±.01	0.087	—
CS420-1	45938/1-27C	0127465	1/4-20	0.343	0.437±.01	0.170±.01	0.054	—
CS420-2	45938/1-28C	0127466	1/4-20	0.343	0.437±.01	0.170±.01	0.087	—
CS420-3	45938/1-29C	0127467	1/4-20	0.343	0.437±.01	0.170±.01	0.120	—
CS428-1		0127468	1/4-28	0.343	0.437±.01	0.170±.01	0.054	—
CS428-2	45938/1-19C	0127469	1/4-28	0.343	0.437±.01	0.170±.01	0.087	—
CS518-1		0127471	5/16-18	0.411	0.500±.01	0.230±.01	0.054	—
CS518-2		0127472	5/16-18	0.411	0.500±.01	0.230±.01	0.087	—
CS518-3		0127473	5/16-18	0.411	0.500±.01	0.230±.01	0.120	—
CS524-1		0127474	5/16-24	0.411	0.500±.01	0.230±.01	0.054	—
CS616-1		0127477	3/8-16	0.498	0.562±.01	0.270±.01	0.087	—
CS616-2		0127478	3/8-16	0.498	0.562±.01	0.270±.01	0.120	—
CS616-3		0127479	3/8-16	0.498	0.562±.01	0.270±.01	0.235	—

300 Series Stainless Steel Self-Clinching Flush Nuts

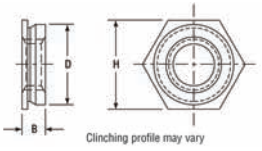

Part No.	Thread	B max.	D max.	H	UOM
0127500	4-40	0.060	0.171	0.188	^—
0127501	4-40	0.090	0.171	0.188	—
0127502	6-32	0.060	0.212	0.250	—
0127503	6-32	0.090	0.212	0.250	—
0127504	8-32	0.060	0.289	0.313	—
0127505	8-32	0.090	0.289	0.313	—
0127508	10-32	0.060	0.311	0.344	—
0127509	10-32	0.090	0.311	0.344	—
0127510	1/4-10	0.120	0.343	0.375	—
0127511	1/4-20	0.151	0.343	0.375	—
0127512	1/4/1920	0.182	0.343	0.375	—

If its not on our shelf...we'll make it!
Ask the local store to quote your threaded and machined parts.

Self-Clinching Nuts & Studs, Hand Kits

Self-Clinching Nuts & Studs Cont.

CH Series Heat Treated Zinc Self-Clinching Studs

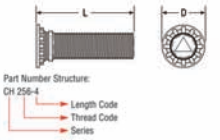

Part No.	Thread	D	L	UOM
0127516	2-56	0.144±.015	1/4"±.015	^——
0127520	2-56	0.144±.015	5/8"±.015	——
0127521	4-40	0.176±.015	1/4"±.015	——
0127523	4-40	0.176±.015	3/8"±.015	——
0127524	4-40	0.176±.015	1/2"±.015	——
0127525	4-40	0.176±.015	5/8"±.015	——
0127526	4-40	0.176±.015	3/4"±.015	——
0127527	4-40	0.176±.015	7/8"±.015	——
0127528	6-32	0.206±.015	1/4"±.015	——
0127529	6-32	0.206±.015	5/16"±.015	——
0127530	6-32	0.206±.015	3/8"±.015	——
0127531	6-32	0.206±.015	1/2"±.015	——
0127532	6-32	0.206±.015	5/8"±.015	——
0127533	6-32	0.206±.015	3/4"±.015	——
0127534	6-32	0.206±.015	7/8"±.015	——
0127535	6-32	0.206±.015	1"±.015	——
0127536	6-32	0.206±.015	1-1/4"±.015	——
0127537	6-32	0.206±.015	1-1/2"±.015	——
0127538	8-32	0.237±.015	1/4"±.015	——
0127539	8-32	0.237±.015	5/16"±.015	——
0127540	8-32	0.237±.015	3/8"±.015	——
0127541	8-32	0.237±.015	1/2"±.015	——
0127542	8-32	0.237±.015	5/8"±.015	——
0127543	8-32	0.237±.015	3/4"±.015	——
0127544	8-32	0.237±.015	7/8"±.015	——
0127545	8-32	0.237±.015	1"±.015	——
0127546	8-32	0.237±.015	1-1/4"±.015	——

CH Series Heat Treated Zinc Self-Clinching Studs Cont.

Part No.	Thread	D	L	UOM
0127548	10-24	0.256±.015	1/4"±.015	——
0127549	10-24	0.256±.015	5/16"±.015	——
0127550	10-24	0.256±.015	3/8"±.015	——
0127551	10-24	0.256±.015	1/2"±.015	——
0127552	10-24	0.256±.015	5/8"±.015	——
0127553	10-24	0.256±.015	3/4"±.015	——
0127554	10-24	0.256±.015	7/8"±.015	——
0127555	10-24	0.256±.015	1"±.015	——
0127556	10-24	0.256±.015	1-1/4"±.015	——
0127559	10-32	0.256±.015	5/16"±.015	——
0127560	10-32	0.256±.015	3/8"±.015	——
0127561	10-32	0.256±.015	1/2"±.015	——
0127562	10-32	0.256±.015	5/8"±.015	——
0127563	10-32	0.256±.015	3/4"±.015	——
0127564	10-32	0.256±.015	7/8"±.015	——
0127565	10-32	0.256±.015	1"±.015	——
0127566	10-32	0.256±.015	1-1/4"±.015	——
0127567	10-32	0.256±.015	1-1/2"±.015	——
0127569	1/4-20	0.337±.015	1/2"±.015	——
0127570	1/4-20	0.337±.015	5/8"±.015	——
0127571	1/4-20	0.337±.015	3/4"±.015	——
0127572	1/4-20	0.337±.015	7/8"±.015	——
0127573	1/4-20	0.337±.015	1"±.015	——
0127574	1/4-20	0.337±.015	1-1/4"±.015	——
0127575	1/4-20	0.337±.015	1-1/2"±.015	——
0127577	5/16-18	0.376±.015	1/2"±.015	——
0127578	5/16-18	0.376±.015	5/8"±.015	——
0127579	5/16-18	0.376±.015	3/4"±.015	——
0127580	5/16-18	0.376±.015	7/8"±.015	——
0127581	5/16-18	0.376±.015	1"±.015	——
0127582	5/16-18	0.376±.015	1-1/4"±.015	——
0127583	5/16-18	0.376±.015	1-1/2"±.015	——

CHS Series 300 Series Stainless Steel Self-Clinching Studs

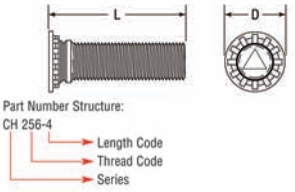

Part No.	Thread	D	L	UOM
0127584	2-56	0.144±.015	1/4"±.015	^——
0127586	2-56	0.144±.015	3/8"±.015	——
0127592	4-40	0.176±.015	1/2"±.015	——
0127594	4-40	0.176±.015	3/4"±.015	——
0127615	8-32	0.237±.015	1-1/2"±.015	——
0127620	10-24	0.256±.015	5/8"±.015	——
0127621	10-24	0.256±.015	3/4"±.015	——
0127632	10-32	0.256±.015	7/8"±.015	——
0127634	10-32	0.256±.015	1-1/4"±.015	——
0127636	1/4-20	0.337±.015	3/8"±.015	——
0127649	5/16-18	0.376±.015	1"±.015	——
0127651	5/16-18	0.376±.015	1-1/2"±.015	——

Hand Kits

Socket Head Cap Screw Assortments

113 Pieces

Part No.	UOM /Each
0161598	^——

Assortment Includes:

Part No.	Diameter	Length	Pkg. Qty.
23114	8-32	1/2	10
23116	8-32	3/4	10
23118	8-32	1	10
23164	10-32	1/2	10
23166	10-32	3/4	10
23168	10-32	1	10
23144	10-24	1/2	10
23148	10-24	1	10
23201	1/4-20	1/2	10
23203	1/4-20	3/4	10
23205	1/4-20	1	10
23209	1/4-20	1-1/2	3
62791		12 Compartment Box	1

Socket Head Cap Screw Fractional Hand Kit

Parts-To-Go Kits offer you an assortment of commonly used parts in a variety of sizes. These parts come in a convenient plastic case.

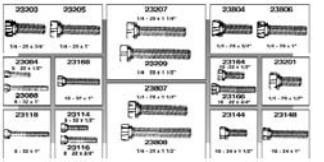

Part No.	UOM /Each
99100	^——

KIT INCLUDES:

Part No.	Diameter	Length	Pkg. Qty.
23084	6-32	1/2	10
23088	6-32	1	10
23114	8-32	1/2	10
23116	8-32	3/4	10
23118	8-32	1	10
23164	10-32	1/2	10
23166	10-32	3/4	10
23168	10-32	1	10
23144	10-24	1/2	10
23148	10-24	1	10
23201	1/4-20	1/2	10
23203	1/4-20	3/4	10
23205	1/4-20	1	10
23207	1/4-20	1-1/4	10
23209	1/4-20	1-1/2	10
23804	1/4-28	3/4	10
23806	1/4-28	1	10
23807	1/4-28	1-1/4	10
23808	1/4-28	1-1/2	10

Hand Kits Cont.

Socket Head Cap Screw Metric Assortment
255 Pieces

Parts-To-Go Kits offer you an assortment of commonly used parts in a variety of sizes. These parts come in a convenient plastic case.

Part No.	UOM /Each
99101	^

Assortment Includes:

Part No.	Diameter	Length	Pkg. Qty.
39524	M4-0.7	10	25
39525	M4-0.7	12	25
39527	M4-0.7	20	25
39528	M4-0.7	25	25
39545	M5-0.8	12	25
39547	M5-0.8	20	25
39548	M5-0.8	25	10
39549	M5-0.8	30	10
39565	M6-1.0	12	10
39567	M6-1.0	20	10
39568	M6-1.0	25	10
39569	M6-1.0	30	10
39571	M6-1.0	40	10
39587	M8-1.25	20	10
39588	M8-1.25	25	10
39589	M8-1.25	30	10
39591	M8-1.25	40	3
39592	M8-1.25	45	2

Socket Set Screw Fractional Assortment
200 Pieces

Parts-To-Go Kits offer you an assortment of commonly used parts in a variety of sizes. These parts come in a convenient plastic case.

Part No.	UOM /Each
99102	^

Assortment Includes:

Part No.	Diameter	Length	Pkg. Qty.
25102	6-32	3/16	10
25152	8-32	3/16	10
25216	10-24	1/4	10
25326	1/4-20	1/4	30
25396	1/4-28	1/4	30
25328	1/4-20	3/8	20
25437	5/16-18	3/8	20
25497	5/16-24	3/8	20
25439	5/16-18	1/2	20
25537	3/8-16	3/8	10
25593	3/8-24	3/8	10
25539	3/8-16	1/2	10

Socket Set Screw Metric Assortment
375 Pieces

Parts-To-Go Kits offer you an assortment of commonly used parts in a variety of sizes. These parts come in a convenient plastic case.



Part No.	UOM /Each
99103	^

Assortment Includes:

Part No.	Diameter	Length	Pkg. Qty.
40815	M3-0.5	3	25
40818	M3-0.5	6	25
40820	M3-0.5	10	25
40826	M4-0.7	4	25
40828	M4-0.7	6	25
39840	M4-0.7	10	25
39844	M5-0.8	5	25
40836	M5-0.8	8	25
40837	M5-0.8	12	25
39847	M6-1.0	6	25
39848	M6-1.0	8	25
39849	M6-1.0	10	25
39868	M8-1.25	8	25
39870	M8-1.25	12	25
39856	M8-1.25	16	25

Socket Set Screw Assortment
130 Pieces

Part No.	UOM /Each
0161599	^

Assortment Includes:

Part No.	Diameter	Length	Pkg. Qty.
25102	6-32	3/16	10
25152	8-32	3/16	10
25216	10-24	1/4	10
25326	1/4-20	1/4	20
25328	1/4-20	3/8	20
25437	5/16-18	3/8	20
25439	5/16-18	1/2	20
25537	3/8-16	3/8	10
25539	3/8-16	1/2	10
62791		Compartment Box	1

Socket Set Screw Metric DIN 916 Assortment
135 Pieces

Part No.	UOM /Each
0161600	^

Assortment Includes:

Part No.	Diameter	Length	Pkg. Qty.
40815	M3-0.5	3mm	10
40818	M3-0.5	6mm	10
40820	M3-0.5	10mm	10
40826	M4-0.7	4mm	10
40828	M4-0.7	6mm	10
39840	M4-0.7	10mm	10
39844	M5-0.8	5mm	10
40836	M5-0.8	8mm	10
40837	M5-0.8	12mm	10
39847	M6-1.0	6mm	10
39848	M6-1.0	8mm	10
39849	M6-1.0	10mm	10
39868	M8-1.25	8mm	5
39870	M8-1.25	12mm	5
39856	M8-1.25	16mm	5
62792	18 Compartment		1

Woodruff Key Assortment
250 Pieces

Parts-To-Go Kits offer you an assortment of commonly used parts in a variety of sizes. These parts come in a convenient plastic case.

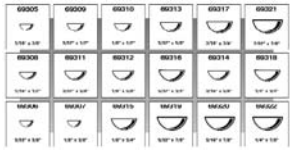

Part No.	UOM /Each
99104	^

Assortment Includes:

Part No.	Thickness	Width	Pkg. Qty.
69305	1/16	3/8	10
69306	3/32	3/8	20
69307	1/8	3/8	10
69308	1/16	1/2	10
69309	3/32	1/2	20
69310	1/8	1/2	20
69311	3/32	5/8	10
69312	1/8	5/8	30
69313	5/32	5/8	40
69314	3/16	5/8	5
69315	1/8	3/4	20
69316	5/32	3/4	10
69317	3/16	3/4	20
69318	1/4	3/4	5
69319	5/32	7/8	5
69320	3/16	7/8	5
69321	7/32	7/8	5
69322	1/4	7/8	5

If its not on our shelf...we'll make it!
Ask the local store to quote your threaded and machined parts.

Hand Kits

Hand Kits Cont.

Spring Pin Assortment
200 Pieces

Part No.	UOM /Each
0161601	^

Assortment Includes:

Part No.	Diameter	Length	Pkg. Qty.
64059	3/32	3/4	20
64063	3/32	1	20
64075	1/8	1/2	20
64079	1/8	3/4	20
64083	1/8	1	20
64087	1/8	1-1/2	15
64091	1/8	2	15
64103	5/32	1	15
64129	3/16	3/4	15
64135	3/16	1-1/4	15
64137	3/16	1-1/2	15
64141	3/16	2	10
62790		18 Compartment Box	1

Spring Pin Assortment
308 Pieces

Parts-To-Go Kits offer you an assortment of commonly used parts in a variety of sizes. These parts come in a convenient plastic case.

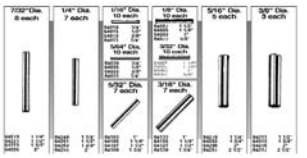

Part No.	UOM /Each
99105	^

Assortment Includes:

Part No.	Diameter	Length	Pkg. Qty.
64011	1/16	1/4	10
64013	1/16	3/8	10
64015	1/16	3/8	10
64019	1/16	3/4	10
64031	5/64	1/4	10
64033	5/64	3/8	10
64035	5/64	1/2	10
64039	5/64	3/4	10
64057	3/32	5/8	10
64063	3/32	1	10
64065	3/32	1-1/4	10
64067	3/32	1-1/2	10
64077	1/8	5/8	10
64083	1/8	1	10
64085	1/8	1-1/4	10
64087	1/8	1-1/2	10
64103	5/32	1	7
64105	5/32	1-1/4	7
64107	5/32	1-1/2	7
64109	5/32	1-3/4	7
64133	3/16	1	7
64135	3/16	1-1/4	7
64137	3/16	1-1/2	7
64139	3/16	1-3/4	7
64219	7/32	1-1/4	8
64221	7/32	1-1/2	8
64223	7/32	1-3/4	8
64225	7/32	2	8
64249	1/4	1-1/4	7
64251	1/4	1-1/2	7
64253	1/4	1-3/4	7
64255	1/4	2	7
64279	5/16	1-1/4	5
64283	5/16	1-3/4	5
64285	5/16	2	5
64287	5/16	2-2/12	5
64311	3/8	1-1/2	3
64313	3/8	1-3/4	3
64315	3/8	2	3
64317	3/8	2-2/12	3

Cotter Pin Assortment
600 Pieces

Parts-To-Go Kits offer you an assortment of commonly used parts in a variety of sizes. These parts come in a convenient plastic case.

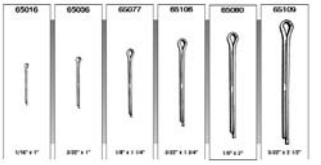

Part No.	UOM /Each
99106	^

Assortment Includes:

Part No.	Diameter	Length	Pkg. Qty.
65016	1/16	1	130
65077	1/8	1-1/4	100
65080	1/8	2	80
65036	3/32	1	150
65039	3/32	1-3/4	100
65109	5/32	2-1/2	40

Cotter Pin Assortment
250 Pieces

Part No.	UOM /Each
0161602	^

Assortment Includes:

Part No.	Diameter	Length	Pkg. Qty.
65016	1/16	1	25
65018	1/16	1-1/2	25
65034	3/32	3/4	25
65036	3/32	1	25
65038	3/32	1-1/2	25
65076	1/8	1	25
65078	1/8	1-1/2	25
65080	1/8	2	15
65103	5/32	1	15
65105	5/32	1-1/2	15
65125	3/16	1-1/2	15
65145	1/4	1-1/2	15
62790		18 Compartment Box	1

Hitch Pin Clip Assortment
150 Pieces

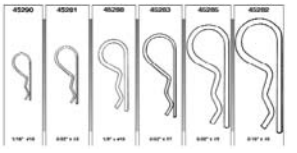

Part No.	UOM /Each
99107	^

Assortment Includes:

Part No.	Wire Dia.	Size	Pkg. Qty.
45289	1/16	#17	60
45281	3/32	#3	30
45283	3/32	#7	20
45288	1/8	#16	20
45285	5/32	#9	15
45282	3/16	#6	5

Hand Kits Cont.

Taper Pin Assortment

Parts-To-Go Kits offer you an assortment of commonly used parts in a variety of sizes. These parts come in a convenient plastic case.

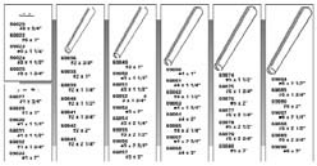

Part No.	UOM /Each
99111	^

Assortment Includes:

Diameter	Length	Part No.	Qty.
#0	3/4"	69020	2
#0	1"	69022	2
#0	1-1/4"	69023	3
#0	1-1/2"	69024	2
#0	1-3/4"	69025	3
#1	3/4"	69027	2
#1	1"	69029	3
#1	1-1/4"	69030	3
#1	1-1/2"	69031	2
#1	1-3/4"	69032	3
#1	2"	69033	2
#2	3/4	69036	2
#2	1"	69038	2
#2	1-1/4"	69039	3
#2	1-1/2"	69040	3
#2	1-3/4"	69041	2
#2	2"	69042	3
#2	2-1/4"	69043	2
#3	1"	69049	3
#3	1-1/4"	69050	3
#3	1-1/2"	69051	3
#3	1-3/4"	69052	3
#3	2"	69053	3
#3	2-1/4"	69054	2
#3	2-1/2"	69055	2
#3	2-3/4"	69056	2
#3	3"	69057	1
#4	1"	69060	2
#4	1-1/4"	69061	2
#4	1-1/2"	69062	3
#4	1-3/4"	69063	3
#4	2"	69064	1
#4	2-1/4"	69065	1
#4	2-3/4"	69067	1
#4	3"	69068	1
#5	1-1/2"	69074	2
#5	1-3/4"	69075	3
#5	2"	69076	2
#5	2-1/4"	69077	1
#5	2-1/2"	69078	1
#5	2-3/4"	69079	1
#5	3"	69080	1
#6	1-1/2"	69084	2
#6	1-3/4"	69085	2
#6	2"	69086	2
#6	2-1/4"	69087	1
#6	2-1/2"	69088	1
#6	2-3/4"	69089	1
#6	3"	69090	1

Electric Terminal Assortment
175 Pieces

Parts-To-Go Kits offer you an assortment of commonly used parts in a variety of sizes. These parts come in a convenient plastic case.

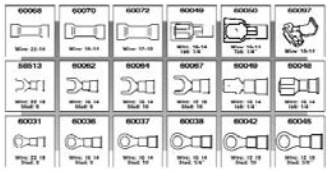

Part No.	UOM /Each
99114	^

Assortment Includes:

Part No.	Connector Type	Wire Size Range	Type	Pkg. Qty.
60068	Butt Splice	22-18	Fem.-Fem.	10
60070	Butt Splice	22-18	Fem.-Fem.	10
60072	Butt Splice	22-18	Fem.-Fem.	10
60079	Full Ins. Qk. Connect	16-14	1/4" Female	10
60050	Full Ins. Qk. Connect	16-14	1/4" Male	10
60048	Insulated Qk. Connect	16-14	1/4" Female	10
60049	Insulated Qk. Connec	16-14	1/4" Male	10
60097	Insulation Displacement	18-14	#001	5
58513	Spade Terminal	22-18	#6 Stud	10
60062	Spade Terminal	16-14	#6 Stud	10
60064	Spade Terminal	16-14	#10 Stud	10
60067	Spade Terminal	12-10	#10 Stud	10
60031	Ring Terminal	22-18	#8 Stud	10
60036	Ring Terminal	16-14	#8 Stud	10
60037	Ring Terminal	16-14	#10 Stud	10
60038	Ring Terminal	16-14	1/4" Stud	10
60042	Ring Terminal	12-10	#10 Stud	10
60045	Ring Terminal	12-10	3/8" Stud	10

Rivet Assortments
300 Pieces

Part No.	UOM /Each
0161603	^

Assortment Includes:

Part No.	Description	Pkg. Qty.
41003	AB4-2A Blind Rivet	30
41007	AB4-3A Blind Rivet	30
41009	AB4-5A Blind Rivet	30
41015	AB4-6A Blind Rivet	20
41016	AB4-8A Blind Rivet	20
41024	AB6-2A Blind Rivet	20
41025	AB6-4A Blind Rivet	20
41027	AB6-4A Blind Rivet	20
41029	AB6-8A Blind Rivet	15
41031	AB6-10A Blind Rivet	15
41026	ABL6-4A Blind Rivet	15
41028	ABL6-6A Blind Rivet	15
41030	ABL-8A Blind Rivet	15
41451	BK Up Wash 1/8 Alum	30
41453	BK Up Wash 3/16 Alum	30
62790	18 Compartment Box	1

Drywall Anchor Assortment
116 Pieces

Part No.	UOM /Each
0161604	^

Assortment Includes:

Part No.	Description	Pkg. Qty.
50976	Conical 6-8x3/4	20
31242	PPH SMS 6x1 Z AKEG	20
50977	Conical 8-10x7/8	20
31306	PPH SMS 8x1 Z AKEG	20
50978	Conical 10-12x1	15
31362	PPH SMS 10x1.25 ZAKG	15
50930	E-Z Anchor Z	6
0579291	9 Compartment Box	1

Fender Washer Assortment
130 Pieces

Part No.	UOM /Each
0161605	^

Assortment Includes:

Part No.	Description	Pkg. Qty.
33201	3/16 x 3/4 Z	15
33202	3/16 X 1 Z	15
33207	1/4 x 1 Z	12
33208	1/4 X 1 1/4 Z	10
33209	1/4 X 1 1/2 Z	7
33214	5/16 X 1 1/4 Z	5
33215	5/16 X 1 1/2 Z	5
33219	3/8 x 1 1/4 Z	5
33220	3/8 X 1 1/2 Z	5
33226	1/2 X 1 3/4 Z	3
33227	1/2 X 2 Z	3
0579295	12 Compartment Box	1

If its not on our shelf...we'll make it!
Ask the local store to quote your threaded and machined parts.

Hand Kits

Hand Kits Cont.

Nut and Washer Assortment
735 Pieces

Part No.	UOM /Each
0161606	^——

Assortments Includes:

Part No.	Size	Description	Qty. in Kit
36030	10-32	Machine Screw Nut	100
36102	1/4"-20	Finished Hex Nut	100
36104	5/16"-18	Finished Hex Nut	30
36106	3/8"-16	Finished Hex Nut	20
33614	#10	Lock Washer	40
33618	1/4	Lock Washer	70
33620	5/16"	Lock Washer	50
33622	3/8	Lock Washer	25
33074	#10	Flat Washer	100
33078	1/4	SAE Flat Washer	30
33080	5/16	SAE Flat Washer	30
33082	3/8	SAE Flat Washer	20
0579295	-	12 Compartment Box	1

Machine Screw Assortment
520 Pieces-Zinc

Part No.	UOM /Each
0161607	^——

Assortment Includes:

Part No.	Size	Description	Pkg. Qty.
36020	6-32	Machine Screw Nut	50
36024	8-32	Machine Screw Nut	50
36028	10-24	Machine Screw Nut	40
36030	10-32	Machine Screw Nut	50
28804	6-32 x 1/2	PPH Machine Screw	15
28816	6-32x3/4	PPH Machine Screw	20
28828	6-32x1	PPh Machine Screw	15
28879	8-32x1/2	PPH Machine Screw	15
28891	8-32x3/4	PPh Machine Screw	20
28903	8-32x1	PPH Machine Screw	15
28957	10-24x1/2	PPh Machine Screw	20
28969	10-24x3/4	PPH Machine Screw	20
29049	10-32x1/2	PPH Machine Screw	15
29061	10-32x3/4	PPH Machine Screw	20
29073	10-32x1	PPH Machine Screw	15
33610	#6	Lock Washer	50
33612	#8	Lock Washer	50
33614	#10	Lock Washer	40
92792	-	18 Compartment Box	1

18-8 Stainless Machine Screw Assortment
360 Pieces

Part No.	UOM /Each
0161608	^——

Assortment Includes:

Part No.	Size	Description	Pkg. Qty.
72516	6-32 x 1/2	Phillips Pan Head	10
72390	6-32 x 1"	Phillips Pan Head	10
72398	8-32 x1/2	Phillips Pan Head	10
72418	8-32 x1"	Phillips Pan Head	10
72434	8-32 x1 1/2	Phillips Pan Head	5
72442	10-24 x 1"	Phillips Pan Head	10
72444	10-24 x 1"	Phillips Pan Head	10
72446	10-24 x 1 1/2	Phillips Pan Head	5
72592	1/4-20 x 1"	Phillips Pan Head	10
72597	1/4-20 x 1"	Phillips Pan Head	10
70705	6-32	Hex Full Nut	20
70706	8-32	Hex Full Nut	25
70707	10-24	Hex Full Nut	25
70710	1/4-20	Hex Full Nut	20
71055	#6	Medium Split Washer	20
71057	#8	Medium Split Washer	25
71059	#10	Medium Split Washer	25
71063	1/4	Medium Split Washer	20
71005	#6	SAE Flat Washer	20
71007	#8	SAE Flat Washer	25
71009	3/16 x 7/16	Flat Washer	25
71013	1/4 x 5/8	Flat Washer	20
0579292		24 Compartment Box	1

Sheet Metal Screw Assortment
320 Pieces-Zinc

Part No.	UOM /Each
0161609	^——

Assortment Includes:

Part No.	Size	Description	Pkg. Qty.
31266	7x1/2	Phillips Pan Head Zinc T-A	25
31274	7x1	Phillips Pan Head Zinc T-A	25
31290	8x1/2	Phillips Pan Head Zinc T-A	25
31298	8x3/4	Phillips Pan Head Zinc T-A	25
31306	8x1	Phillips Pan Head Zinc T-A	25
31342	10x1/2	Phillips Pan Head Zinc T-A	25
31350	10x3/4	Phillips Pan Head Zinc T-A	25
31358	10x1	Phillips Pan Head Zinc T-A	20
31366	10x1-1/2	Phillips Pan Head Zinc T-A	20
31406	12x5/8	Phillips Pan Head Zinc T-A	20
31418	12x1	Phillips Pan Head Zinc T-A	15
31426	12x1-1/2	Phillips Pan Head Zinc T-A	10
31458	14x1	Phillips Pan Head Zinc T-A	15
31462	14x1-1/2	Phillips Pan Head Zinc T-A	15
62790		18 Compartment Box	1

18-8 Stainless Sheet Metal Screw Assortment
237 Pieces

Part No.	UOM /Each
0161610	^——

Assortment Includes:

Part No.	Size	Length	Pkg. Qty.
71771	4	1/2	15
72904	6	1/2	20
72906	6	3/4	20
72908	6	1	15
72914	8	1/2	15
72916	8	3/4	15
72918	8	1	15
72920	8	1-1/4	15
72922	8	1-1/2	10
72928	10	1/2	15
72930	10	3/4	15
72932	10	1	15
72934	10	1-1/4	10
72936	10	1-1/2	10
72940	10	2	5
72964	14	3/4	10
72966	14	1	10
72970	14	1-1/2	7
92790		18 Compartment Box	1

Bolt, Nut and Washer Assortments-Zinc Plated
240 Pieces

Part No.	UOM /Each
0161611	^——

Assortment Includes:

Part No.	Size	Description	Pkg. Qty.
36102	1/4-20	Low Carbon Finished Hex Nut	30
36104	5/16-18	Low Carbon Finished Hex Nut	30
36106	3/8-16	Low Carbon Finished Hex Nut	20
33078	1/4	SAE Washer	30
33080	5/16	SAE Washer	30
33082	3/8	SAE Washer	20
11001	1/4-20 x 1/2	A307A Hex Bolt	5
11003	1/4-20 x 3/4	A307A Hex Bolt	10
11005	1/4-20 x3/4	A307A Hex Bolt	10
11007	1/4-20 x 1 1/4	A307A Hex Bolt	5
11053	5/16-18 x 3/4	A307A Hex Bolt	10
11055	5/16-18 x 1	A307A Hex Bolt	10
11059	5/16-18 x1 1/2	A307A Hex Bolt	5
11061	5/16-18 x 2	A307A Hex Bolt	5
11103	3/8-16 x 3/4	A307A Hex Bolt	5
11105	3/8-16 x 1	A307A Hex Bolt	5
11109	3/8-16 x1 1/2	A307A Hex Bolt	5
11111	3/8-16 x 2	A307A Hex Bolt	5
32790		18 Compartment Box	1

Hand Kits Cont.

Metric Bolt, Nut and Washer Assortments-Plain Finish
8.8 HCS-201 Pieces

Part No.	UOM /Each
0161612	^——

Assortment Includes:

Part No.	Size	DIN	Description	Pkg. Qty.
40146	M4-0.7	934	Coarse Thread Hex Full Nut	10
40154	M6-1.0	934	Coarse Thread Hex Full Nut	10
40162	M8-1.25	934	Coarse Thread Hex Full Nut	25
40166	M10-1.5	934	Coarse Thread Hex Full Nut	4
40248	M4	127	Split Lock Washer	10
40250	M6	127	Split Lock Washer	10
40252	M8	127	Split Lock Washer	25
40253	M10	127	Split Lock Washer	4
40218	4mm ID x 9mm OD	125	Flat Washer	10
40220	6mm ID x12.5 OD	125	Flat Washer	10
40222	8mm ID x 17MM OD	125	Flat Washer	25
40223	10mm ID x 21mm OD	125	Flat Washer	4
39024	M4-0.7 x 16mm	933	Full Thread Hex Cap Screw	5
39067	M6-1.0 x 30mm	931	Part Thread Hex Cap Screw	5
39069	M6-1.0 x 40mm	931	Part Thread Hex Cap Screw	5
39114	M8-1.25 x 16mm	933	Full Thread Hex Cap Screw	5
39116	M8-1.25 x 25mm	933	Full Thread Hex Cap Screw	5
39117	M8-1.25 x 30mm	933	Full Thread Hex Cap Screw	5
39118	M8-1.25 x 35mm	931	Part Thread Hex Cap Screw	5
39119	M8-1.25 x 40mm	931	Part Thread Hex Cap Screw	5
39155	M10-1.5 x 25mm	933	Full Thread Hex Cap Screw	4
0579292			24 Compartment Box	4

3/16 Hex Head Concrete Screw Assortment
107 Pieces

Part No.	UOM /Each
0161594	^——

Assortment Includes:

Part No.	Size	Description	Pkg. Qty.
0151530	3/16 x 1.25	Hex Head	25
0151531	3/16 x 1.75	Hex Head	25
0151532	3/16 x2 1/4	Hex Head	20
0151533	3/16 x2.75	Hex Head	20
0151534	3/16 x3.25	Hex Head	7
0151535	3/16 x 3.75	Hex Head	7
51570	5/32 x 3 1/2	Concrete Bit	1
51571	5/32 x 4 1/2	Concrete Bit	1
51572	5/32 X 5 1/2	Concrete Bit	1
0579293		Poly Box	1

3/16 Flat Phillips Head Concrete Screw Assortment
107 Pieces

Part No.	UOM /Each
0161595	^——

Assortment Includes:

Part No.	Size	Description	Pkg. Qty.
0151550	3/16 x 1.25	Phillips Flat Head	25
0151551	3/16 x 1.75	Phillips Flat Head	25
0151552	3/16 x 2.25	Phillips Flat Head	20
0151553	3/16 x 2.75	Phillips Flat Head	20
0151554	3/16 x 3.25	Phillips Flat Head	7
0151555	3/16 x 3.75	Phillips Flat Head	7
51570	5/32 x 3 1/2	Concrete Bit	1
51571	5/32 x 4 1/2	Concrete Bit	1
51572	5/32 x 5 1/2	Concrete Bit	1
0579293		Poly Box	1

1/4 Hex Head Concrete Screws
107 Pieces

Part No.	UOM /Each
0161596	^——

Assortment Includes:

Part No.	Size	Description	Pkg. Qty.
0151540	1/4 x 1.25	Hex Head	25
0151541	1/4 x 1.75	Hex Head	25
0151542	1/4 2.25	Hex Head	20
0151543	1/4 x 2.75	Hex Head	20
0151545	1/4 x 3.75	Hex Head	7
0151546	1/4 x 4	Hex Head	4
51573	3/16 x 3 1/2	Concrete Bit	1
51574	3/16 x 4 1/2	Concrete Bit	1
51575	3/16 x 5 1/2	Concrete Bit	1
0579293		Poly Box	1

1/4 Flat Phillips Head Concrete Screw Assortment
107 Pieces



Part No.	UOM /Each
0161597	^——

Assortment Includes:

Part No.	Size	Description	Pkg. Qty.
0151560	1/4 x 1.25	Phillips Flat Head	25
0151561	1/4 x 1.75	Phillips Flat Head	25
0151562	1/4 x 2.25	Phillips Flat Head	20
0151563	1/4 x 2.75	Phillips Flat Head	20
0151564	1/4 x 3.25	Phillips Flat Head	7
0151565	1/4 x 3.75	Phillips Flat Head	7
51573	3/16 x 3 1/2	Concrete Bit	1
51574	3/16 x 4 1/2	Concrete Bit	1
51575	3/16 x 5 1/2	Concrete Bit	1
0579293		Poly Box	1

If its not on our shelf...we'll make it!
Ask the local store to quote your threaded and machined parts.

Hand Kits, Drawer Kits

Hand Kits Cont.

Multi-Purpose Type 17 Torx Screw Assortment
211 Pieces

Part No.	UOM /Each
0166983	^——

Assortment Includes:

Part No.	Description	Size	Pkg. Qty.
0150166	6-Lobe Screw YZ	6 x 1	50
0150167	6-Lobe Scr YZ	6 x 1-1/8	50
0150170	6-Lobe Scrw YZ	6 x 1-7/8	35
0150172	6-Lobe Scrw YZ	6 x 2.25	25
0150173	6-Lobe Scrw YZ	8 x 2-3/8	20
0150176	6-Lobe Scrw YZ	10 x 3.75	20
0200542	TORX BIT	#15	1
0200543	BIT TORX	#20	1
0200544	BIT TORX	#25	1
62793	6 Compartment Box	-	1

Multi-Purpose Type 17 Ph/Sq Screw Assortment
211 Pieces

Part No.	UOM /Each
0166982	^——

Assortment Includes:

Part No.	Description	Size	Pkg. Qty.
0150181	Ph/SqScrew YZ	6x1	50
0150182	Ph/SqScr YZ	6x1-1/8	50
0150185	Ph/SqScr YZ	6x1-7/8	35
0150187	Ph/SqScrw YZ	6x2.25	25
0150188	Ph/SqScr YZ	8x2-3/8	20
0150191	Ph/SqScr YZ	10x3.75	20
61302	BIT #2 PH	#2	1
62793	Compartment Box	1	

Drawer Kits

Grade 9 Hex Cap Screw, Nut, & Washer Yellow Zinc Assortment
315 Piece

Use in Conjunction with Drawer #63006 and Insert Card #9701732

Includes Bolts, Nuts & Washers

Part No.	UOM /Each
11101606	^——

Assortment Includes:

Part No.	Size	Length	Description	Qty. in Kit
33240	1/4		Flat Washer	25
33241	5/16		Flat Washer	25
33242	3/8		Flat Washer	15
38020	1/4-20		Hex Nut	25
38021	5/16-18		Hex Nut	25
38022	3/8-16		Hex Nut	15
38060	1/4-20		Lock Nut	
38061	5/16-18		Lock Nut	
38062	3/8-16		Lock Nut	
20650	1/4-20	1/2	Hex Cap Screw	10
20651	1/4-20	3/4	Hex Cap Screw	10
20652	1/4-20	1	Hex Cap Screw	10
20653	1/4-20	1-1/4	Hex Cap Screw	10
20654	1/4-20	1-1/2	Hex Cap Screw	10
20662	5/16-18	1	Hex Cap Screw	10
20663	5/16-18	1-1/4	Hex Cap Screw	10
20664	5/16-18	1-1/2	Hex Cap Screw	5
20666	5/16-18	2	Hex Cap Screw	5
20667	5/16-18	2-1/2	Hex Cap Screw	5
20672	3/8-16	3/4	Hex Cap Screw	10
20673	3/8-16	1	Hex Cap Screw	10
20674	3/8-16	1-1/4	Hex Cap Screw	5
20675	3/8-16	1-1/2	Hex Cap Screw	5
20677	3/8-16	2	Hex Cap Screw	5

Zinc Carriage Bolt Assortment
285 Piece

Use in Conjunction with Drawer #63012 and Insert Card #9701711

Part No.	UOM /Each
11101585	^——

Assortment Includes:

Part No.	Size	Length	Qty. in Kit
21151	1/4-20	1/2	25
21153	1/4-20	3/4	25
21155	1/4-20	1	25
21159	1/4-20	1-1/2	25
21161	1/4-20	2	15
21163	1/4-20	2-1/2	15
21165	1/4-20	3	15
21255	5/16-18	1	25
21259	5/16-18	1-1/2	25
21261	5/16-18	2	15
21263	5/16-18	2-1/2	15
21265	5/16-18	3	15
21359	3/8-16	1-1/2	15
21361	3/8-16	2	10
21363	3/8-16	2-1/2	10
21365	3/8-16	3	10

Socket Head Cap Screw Drawer Kit
775 Pieces

Use in conjunction with drawer #63007 and insert card #99301.

Part No.	UOM /Each
99300	^——

Assortment Includes:

Part No.	Diameter	Length	Pkg. Qty.
23082	6-32	1/4	25
23083	6-32	3/8	25
23084	6-32	1/2	25
23086	6-32	3/4	25
23088	6-32	1	25
23112	8-32	1/4	25
23113	8-32	3/8	25
23114	8-32	1/2	25
23115	8-32	5/8	25
23116	8-32	3/4	25
23118	8-32	1	25
23119	8-32	1-1/4	25
23120	8-32	1-1/2	25
23143	10-24	3/8	25
23144	10-24	1/2	25
23145	10-24	5/8	25
23146	10-24	3/4	25
23148	10-24	1	25
23149	10-24	1-1/4	25
23150	10-24	1-1/2	25
23151	10-24	1-3/4	25
23152	10-24	2	25
23163	10-32	3/8	25
23164	10-32	1/2	25
23165	10-32	5/8	25
23166	10-32	3/4	25
23168	10-32	1	25
23169	10-32	1-1/4	25
23170	10-32	1-1/2	25
23171	10-32	1-3/4	25
23172	10-32	2	25

Drawer Kits Cont.

Socket Head Cap Screw Plain Assortment
359 Piece

Use in Conjunction with Drawer #63006 and Insert Card #9701712

Includes both Screws and Hex Keys

Part No.	UOM /Each
11101586	^—

Assortment Includes:

Part No.	Size	Length	Qty. in Kit
23200	1/4-20	3/8	25
23201	1/4-20	1/2	25
23202	1/4-20	5/8	25
23203	1/4-20	3/4	25
23205	1/4-20	1	25
23251	5-16/18	1/2	25
23253	5/16-18	3/4	25
23255	5/16-18	1	25
23257	5/16-18	1-1/4	25
23301	3/8-16	1/2	15
23303	3/8-16	3/4	15
23305	3/8-16	1	15
23307	3/8-16	1-1/4	15
23309	3/8-16	1-1/2	15
23405	1/2-13	1	10
23407	1/2-13	1-1/4	10
23409	1/2-13	1-1/2	10
23410	1/2-13	1-3/4	10
23411	1/2-13	2	10
23412	1/2-13	2-1/4	5
26522	3/16	Hex Key	1
26526	1/4	Hex Key	1
26528	5/16	Hex Key	1
26530	3/8	Hex Key	1

Fine Thread Socket Head Cap Screw Plain Assortment
344 Piece

Use in Conjunction with Drawer #63006 and Insert Card #9701713

Includes both Screws and Hex Keys

Part No.	UOM /Each
11101587	^—

Assortment Includes:

Part No.	Size	Length	Qty. in Kit
23802	1/4-28	1/2	25
23804	1/4-28	3/4	25
23806	1/4-28	1	25
23807	1/4-28	1-1/4	25
23808	1/4-28	1-1/2	25
23816	5/16-24	1/2	25
23818	5/16-24	3/4	25
23820	5/16-24	1	25
23821	5/16-24	1-1/4	25
23822	5/16-24	1-1/2	25
23833	3/8-24	3/4	15
23835	3/8-24	1	15
23837	3/8-24	1-1/2	15
23839	3/8-24	2	10
23875	1/2-20	1	10
23877	1/2-20	1-1/2	10
23879	1/2-20	2	5
23881	1/2-20	2-1/2	5
23883	1/2-20	3	5
26522	3/16	Hex Key	1
26526	1/4	Hex Key	1
26528	5/16	Hex Key	1
26530	3/8	Hex Key	1

Button Socket Head Cap Screw Plain Assortment
400 Piece

Use in Conjunction with Drawer #63012 and Insert Card #9701714

Part No.	UOM /Each
11101588	^—

Assortment Includes:

Part No.	Size	Length	Qty. in Kit
24016	6-32	1/4	25
24017	6-32	3/8	25
24018	6-32	1/2	25
24020	6-32	3/4	25
24022	8-32	1/4	25
24023	8-32	3/8	25
24024	8-32	1/2	25
24025	8-32	5/8	25
24026	8-32	3/4	25
24027	8-32	1	25
24028	10-24	1/4	25
24029	10-24	3/8	25
24030	10-24	1/2	25
24031	10-24	5/8	25
24032	10-24	3/4	25
24034	10-24	1	25

Button Socket Head Cap Screw Plain Assortment
320 Piece

Use in Conjunction with Drawer #63012 and Insert Card #9701715

Part No.	UOM /Each
11101589	^—

Assortment Includes:

Part No.	Size	Length	Qty. in Kit
24048	1/4-20	3/8	25
24049	1/4-20	1/2	25
24050	1/4-20	5/8	25
24051	1/4-20	3/4	25
24053	1/4-20	1	25
24067	5/16-18	1/2	25
24068	5/16-18	5/8	25
24069	5/16-18	3/4	25
24071	5/16-18	1	25
24088	3/8-16	1/2	15
24090	3/8-16	3/4	15
24092	3/8-16	1	15
24093	3/8-16	1-1/4	15
24094	3/8-16	1-1/2	15
24109	1/2-13	1	10
24111	1/2-13	1-1/2	10

Flat Socket Head Cap Screw Plain Assortment
500 Piece

Use in Conjunction with Drawer #63005 and Insert Card #9701716

Part No.	UOM /Each
11101590	^—

ASSORTMENT INCLUDES:

Part No.	Size	Length	Qty. in Kit
24161	4-40	1/4	25
24163	4-40	3/8	25
24164	4-40	1/2	25
24177	6-32	1/4	25
24178	6-32	3/8	25
24179	6-32	1/2	25
24181	6-32	3/4	25
24182	6-32	1	25
24188	8-32	3/8	25
24189	8-32	1/2	25
24190	8-32	5/8	25
24191	8-32	3/4	25
24192	8-32	1	25
24198	10-24	3/8	25
24199	10-24	1/2	25
24201	10-24	3/4	25
24202	10-24	1	25
24204	10-24	1-1/2	25
24210	10-32	1/2	25
24212	10-32	3/4	25

Flat Socket Head Cap Screw Plain Assortment
290 Piece

Use in Conjunction with Drawer #63012 and Insert Card #9701717

Part No.	UOM /Each
11101591	^—

Assortment Includes:

Part No.	Size	Length	Qty. in Kit
24222	1/4-20	1/2	25
24224	1/4-20	3/4	25
24225	1/4-20	1	25
24226	1/4-20	1-1/4	25
24252	5/16-18	1/2	25
24254	5/16-18	3/4	25
24256	5/16-18	1	25
24257	5/16-18	1-1/4	25
24284	3/8-16	3/4	15
24286	3/8-16	1	15
24287	3/8-16	1-1/4	15
24288	3/8-16	1-1/2	15
24361	1/2-13	1	10
24362	1/2-13	1-1/4	10
24363	1/2-13	1-1/2	10

If its not on our shelf...we'll make it!
Ask the local store to quote your threaded and machined parts.

Drawer Kits

Drawer Kits Cont.

Shoulder Socket Head Cap Screw Plain Assortment
75 Piece

Use in Conjunction with Drawer #63005 and Insert Card #9701718

Part No.	UOM /Each
11101592	^—

Assortment Includes:

Part No.	Shoulder Dia.	Key Size	Length	Qty. in Kit
26313	5/16		3/8	5
26314	5/16		1/2	5
26315	5/16		5/8	5
26316	5/16		3/4	5
26318	5/16		1	5
26326	3/8"		3/8	5
26327	3/8"		1/2	5
26329	3/8"		3/4	5
26331	3/8"		1	5
26332	3/8"		1-1/4	5
26346	1/2"		1/2	3
26347	1/2"		5/8	3
26348	1/2"		3/4	3
26350	1/2"		1	3
26351	1/2"		1-1/4	3
26370	5/8"		1-1/4	2
26371	5/8"		1-1/2	2
26372	5/8"		1-3/4	2
26520		5/32	Hex Key	1
26522		3/16	Hex Key	1
26526		1/4	Hex Key	1
26528		5/16	Hex Key	1

Socket Set Screw Drawer Kit
Cup Point
875 Pieces

Use in conjunction with drawer #63005 and insert card #99304.

Part No.	UOM /Each
99303	^—

Assortment Includes:

Part No.	Diameter	Length	Pkg. Qty.
25102	6-32	3/16	50
25103	6-32	1/4	50
25152	8-32	3/16	50
25153	8-32	1/4	50
25216	10-24	1/4	50
25274	10-32	3/16	50
25275	10-32	1/4	50
25327	1/4-20	5/16	50
25328	1/4-20	3/8	50
25332	1/4-20	3/4	50
25330	1/4-20	1/2	50
25396	1/4-28	1/4	50
25398	1/4-28	3/8	50
25436	5/16-18	5/16	50
25437	5/16-18	3/8	50
25439	5/16-18	1/2	50
25537	3/8-16	3/8	25
25539	3/8-16	1/2	25
25541	3/8-16	3/4	25

Stainless Socket Head Cap Screw Assortment
600 Piece

Use in Conjunction with Drawer #63006 and Insert Card #9701726

Part No.	UOM /Each
11101600	^—

Assortment Includes:

Part No.	Size	Length	Qty. in Kit
73410	4-40	1/4	25
73411	4-40	3/8	25
73412	4-40	1/2	25
73413	6-32	1/4	25
73415	6-32	1/2	25
73509	6-32	5/8	25
73416	6-32	3/4	25
73418	6-32	1"	25
73420	8-32	1/4	25
73421	8-32	3/8	25
73422	8-32	1/2	25
73423	8-32	5/8	25
73424	8-32	3/4	25
73425	8-32	1"	25
73436	10-24	3/8	25
73437	10-24	1/2	25
73439	10-24	3/4	25
73440	10-24	1"	25
73441	10-24	1-1/4	25
73442	10-24	1-1/2	25
73448	10-32	1/2	25
73449	10-32	5/8	25
73450	10-32	3/4	25
73451	10-32	1"	25

Stainless Socket Head Cap Screw Assortment
204 Piece

Use in Conjunction with Drawer #63005 and Insert Card #9701727

Part No.	UOM /Each
11101601	^—

Assortment Includes:

Part No.	Size	Length	Qty. in Kit
73458	1/4-20	3/8	15
73459	1/4-20	1/2	15
73460	1/4-20	5/8	15
73461	1/4-20	3/4	15
73462	1/4-20	1"	15
73464	1/4-20	1-1/2	15
73492	5/16-18	1/2	15
73493	5/16-18	5/8	15
73494	5/16-18	3/4	15
73495	5/16-18	1"	15
73496	5/16-18	1-1/4	10
73497	5/16-18	1-1/2	10
73499	5/16-18	2"	5
73538	3/8-16	3/4	5
73540	3/8-16	1"	5
73541	3/8-16	1-1/4	5
73542	3/8-16	1-1/2	5
73544	3/8-16	2"	5
73587	1/2-13	1"	2
73589	1/2-13	1-1/2	2

Stainless Socket Set Screw Assortment
362 Piece

Use in Conjunction with Drawer #63006 and Insert Card #9701725

Includes Both Screws and Hex Keys

Part No.	UOM /Each
99306	^—

Assortment Includes:

Part No.	Size	Length	Qty. in Kit
73215	6-32	1/4	25
73225	8-32	1/4	25
73235	10-24	1/4	25
73236	10-32	3/8	25
73245	10-32	1/4	25
73247	10-32	3/8	25
73257	1/4-20	1/4	25
73258	1/4-20	3/8	25
73259	1/4-20	1/2	25
73276	5/16-18	3/8	25
73277	5/16-18	1/2	25
73300	3/8-16	3/8	15
73301	3/8-16	1/2	15
73303	3/8-16	3/4	15
73305	3/8-16	1"	15
73340	1/2-13	1/2	10
73342	1/2-13	1"	10
26510	5/64	Hex Key	1
26512	3/32	Hex Key	1
26516	1/8	Hex Key	1
26520	5/32	Hex Key	1
26522	3/16	Hex Key	1
26526	1/4	Hex Key	1
26528	5/16	Hex Key	1

Metric Bolt, Nut, & Washer Zinc Assortment
1400 Piece
8.8

Use in Conjunction with Drawer #63005 and Insert Card #9701728

Includes Bolts, Nuts and Washers

Part No.	UOM /Each
11101602	^—

Assortment Includes:

Part No.	Size	Length	Qty. in Kit
38523	M4-0.7	12	50
38524	M4-0.7	16	50
38525	M4-0.7	20	50
38543	M5-0.8	12	50
38545	M5-0.8	20	50
38546	M5-0.8	25	50
38547	M5-0.8	30	50
38564	M6-1.0	16	50
38565	M6-1.0	20	50
38566	M6-1.0	25	25
38567	M6-1.0	30	25
40303	M4 - 0.7	Hex Nut	100
40304	M5 - 0.8	Hex Nut	100
40305	M6 - 1.0	Hex Nut	100
40353	M4	Flat Washer	100
40354	M5	Flat Washer	100
40355	M6	Flat Washer	100
40379	4	Lock Washer	100
40380	5	Lock Washer	100
40381	6	Lock Washer	100

Drawer Kits Cont.

Metric Hex Head Cap Screw Drawer Kit
Grade 8.8 - Zinc Plated
185 Piece

Use in conjunction with drawer #63006 and insert card #99310.

Part No.	UOM /Each
99309	^

Assortment Includes:

Part No.	Diameter	Length	Pkg. Qty.
38545	M5-.8	20	10
38547	M6-1.0	30	10
38571	M6-1.0	50	5
38562	M6-1.0	10	10
38565	M6-1.0	20	10
38566	M6-1.0	25	10
38567	M6-1.0	30	10
38569	M6-1.0	40	10
38592	M7-1.0	20	10
38594	M7-1.0	30	5
38596	M7-1.0	40	5
38615	M8-1.25	20	5
39616	M8-1.25	25	5
38617	M8-1.25	30	5
38619	M8-1.25	40	5
38621	M8-1.25	50	5
38654	M10-1.50	20	10
38656	M10-1.50	30	10
38658	M10.1.50	40	5
40304	M5-.8	Nut	10
40304	M5-.8	Nut	10
40305	M6-1.0	Nut	10
40306	M7-1.0	Nut	10
40307	M8-1.25	Nut	5
40308	M10-1.50	Nut	5

Metric Socket Head Cap Screw Drawer Kit
DIN 912
600 Piece
12.9

Use in conjunction with drawer #63006 and insert card #99307.

Part No.	UOM /Each
11101599	^

Assortment Includes:

Part No.	Diameter	Length	Pkg. Qty.
39524	M4-.7	10	25
39525	M4-.7	12	25
39527	M4-.7	20	25
39528	M4-.7	25	25
39544	M5-.8	10	25
39545	M5-.8	12	25
39547	M5-.8	20	25
39548	M5-.8	25	25
39549	M5-.8	30	25
39564	M6-1.0	10	25
39565	M6-1.0	12	25
39566	M6-1.0	16	25
39567	M6-1.0	20	25
39568	M6-1.0	25	25
39569	M6-1.0	30	25
39571	M6-1.0	40	25
39573	M6-1.0	50	25
39585	M8-1.25	12	25
39587	M8-1.25	20	25
39588	M8-1.25	25	25
39589	M8-1.25	30	25
39591	M8-1.25	40	25
39592	M8-1.25	45	25
39593	M8-1.25	50	25

Metric Flat Head Socket Cap Screw Plain Assortment
335 Piece
10.9

Use in Conjunction with Drawer #63012 and Insert Card #9701729

Part No.	UOM /Each
11101603	^

Assortment Includes:

Part No.	Size	Length	Qty. in Kit
39939	M4-0.7	8	25
39940	M4-0.7	10	25
39942	M4-0.7	16	25
39951	M6-1.0	10	25
39952	M6-1.0	12	25
39954	M6-1.0	16	25
39955	M6-1.0	20	25
39956	M6-1.0	25	25
39957	M6-1.0	30	25
39960	M8-1.25	16	25
39962	M8-1.25	20	25
39963	M8-1.25	25	15
39964	M8-1.25	30	15
39977	M10-1.5	20	10
39978	M10-1.5	25	10
39979	M10-1.5	30	10

Stainless Metric Bolt, Nut, & Washer Assortment
550 Piece

Use in Conjunction with Drawer #63006 and Insert Card #9701730

Includes Bolts, Nuts and Washers

Part No.	UOM /Each
11101604	^

Assortment Includes:

Part No.	Size	Length	Qty. in Kit
M82540010A20000	M5-0.8	10	25
M82540012A20000	M5-0.8	12	25
M82540016A20000	M5-0.8	16	25
M82540020A20000	M5-0.8	20	25
M82550010A20000	M6-1.0	10	25
M82550012A20000	M6-1.0	12	25
M82550016A20000	M6-1.0	16	15
M82550020A20000	M6-1.0	20	15
M82550025A20000	M6-1.0	25	15
M82550030A20000	M6-1.0	30	15
M82550040A20000	M6-1.0	40	15
M82580016A20000	M8-1.25	16	15
M82580020A20000	M8-1.25	20	15
M82580025A20000	M8-1.25	25	10
M82580030A20000	M8-1.25	30	10
MN2540000A20000	M5	Hex Nut	50
MN2550000A20000	M6	Hex Nut	50
MN2580000A20000	M8	Hex Nut	25
MW6350000A20000	M5	Flat Washer	50
MW6360000A20000	M6	Flat Washer	50
MW6380000A20000	M8	Flat Washer	50

Nut and Washer Drawer Kit
Includes Nylon Lock Nuts, Machine Screw Nuts, Finished Hex Nuts, Lock Washers and Flat Washers
4750 Piece

Use in conjunction with drawer #63007 and insert card #99313.

Part No.	UOM /Each
99312	^

Assortment Includes:

Part No.	Size	Description	Pkg. Qty.
37010	6-32	Nylon Insert Lock Nut	100
37012	8-32	Nylon Insert Lock Nut	100
37014	10-24	Nylon Insert Lock Nut	100
37015	10-32	Nylon Insert Lock Nut	100
37016	12-24	Nylon Insert Lock Nut	100
37018	1/4-20	Nylon Insert Lock Nut	100
38012	4-40	Machine Screw Nut	100
36020	6-32	Machine Screw Nut	100
36024	8-32	Machine Screw Nut	100
36028	10-24	Machine Screw Nut	100
36030	10-32	Machine Screw Nut	100
36032	12-24	Machine Screw Nut	100
36102	1/4-20	Hex Nut	100
33606	#4	Lock Washer	250
33610	#6	Lock Washer	250
33612	#8	Lock Washer	250
33614	#10	Lock Washer	250
33616	#12	Lock Washer	250
33618	1/4	Lock Washer	250
33066	#4	Flat Washer	500
33070	#6	Flat Washer	500
33072	#8	Flat Washer	500
33074	#10	Flat Washer	1000
33075	#12	Flat Washer	500
33078	1/4	Flat Washer	250

Hex Jam Nut Zinc Assortment
320 Piece

Use in Conjunction with Drawer #63005 and Insert Card #9701721

Part No.	UOM /Each
11101595	^

Assortment Includes:

Part No.	Size	Qty. in Kit
36202	1/4-20	50
36204	5/16-18	50
36206	3/8-16	25
36208	7/16-14	10
36210	1/2-13	10
36214	5/8-11	5
36216	3/4-10	5
36218	7/8-9	2
36220	1"-8	2
36224	1-1/4"-7	2
36252	1/4-28	50
36254	5/16-24	50
36256	3/8-24	25
36258	7/16-20	10
36260	1/2-20	10
36264	5/8-18	5
36266	3/4-16	5
36268	7/8-14	2
36270	1"-14	2

If its not on our shelf...we'll make it!
Ask the local store to quote your threaded and machined parts.

Drawer Kits

Drawer Kits Cont.

Parts-To-Go Drawer Kits are bulk packages of commonly used parts in a variety of sizes. Each type of part is packaged separately and shipped in a bulk box. These assortments are part of a three component system (parts, insert card and drawer) designed to be used with a variety of drawer storage systems.

Reverse Lock Nut Drawer Kit
Small Sizes
700 Piece

Use in conjunction with drawer #63011 and insert card #99316.

Part No.	UOM /Each
99315	^——

Assortment Includes:

Part No.Diameter	Part No.	Pkg. Qty.
37210	1/4-20	100
37211	5/16-18	100
37212	3/8-16	100
37213	7/16-14	50
37214	1/2-13	50
37216	5/8-11	50
37217	3/4-10	25
37232	3/8-24	100
37234	1/2-20	50
37236	5/8-18	50
37237	3/4-16	25

Top Lock Assortment
338 Piece

Use in Conjunction with Drawer #63005 and Insert Card #9701719

Part No.	UOM /Each
11101593	^——

Assortment Includes:

Part No.	Size	Qty. in Kit
37260	1/4-20	50
37262	5/16-18	50
37264	3/8-16	25
37266	7/16-14	10
37268	1/2-13	10
37270	9/16-12	10
37272	5/8-11	5
37274	3/4-10	5
37276	7/8-9	2
37278	1"-8	2
37300	1/4-28	50
37302	5/16-24	50
37304	3/8-24	25
37306	7/16-20	10
37308	1/2-20	10
37310	9/16-18	10
37312	5/8-18	5
37314	3/4-16	5
37316	7/8-14	2
37318	1"-14	2

Nylon Insert Lock Nut Drawer Kit
550 Piece

Use in conjunction with drawer #63012 and insert card #99319.

Part No.	UOM /Each
99318	^——

KIT INCLUDES:

Part No.	Size	Pkg. Qty.
37014	10-24	50
37018	1/4-20	50
37021	5/16-18	50
37024	3/8-16	50
37027	7/16-14	25
37030	1/2-13	25
37036	5/8-11	10
37039	3/4-10	10
37118	1/4-28	50
37121	5/16-24	50
37124	3/8-24	50
37127	7/16-20	25
37130	1/2-20	25
37136	5/8-18	10
37139	3/4-16	10

Nylock Yellow Zinc Grade 8 Assortment
169 Piece

Use in Conjunction with Drawer #63011 and Insert Card #9701720

Part No.	UOM /Each
11101594	^——

Assortment Includes:

Part No.	Size	Qty. in Kit
37183	1/4-20	50
37184	5/16-18	50
37185	3/8-16	25
37186	7/16-14	10
37187	1/2-13	10
37189	9/16-12	10
37188	5/8-11	5
37190	3/4-10	5
37191	7/8-9	2
37192	1"-8	2

Toothed Lock Washer Drawer Kit
Includes Countersunk, External & Internal
1150 Piece

Use in conjunction with drawer #63006 and insert card #99322.

Part No.	UOM /Each
99321	^——

Assortment Includes:

Part No.	Size	Description	Pkg. Qty.
33770	#10	Countersunk	50
33772	1/4	Countersunk	50
33773	5/16	Countersunk	50
33774	3/8	Countersunk	50
33734	#8	External	50
33735	#10	External	50
33736	#10	External	50
33736	#12	External	50
33737	1/4	External	50
33738	5/16	External	50
33739	3/8	External	50
33740	7/16	External	50
33741	1/2	External	50
33743	5/8	External	25
33744	3/4	External	25
33708	#8	Internal	50
33709	#10	Internal	50
33710	#12	Internal	50
33711	1/4	Internal	50
33712	5/16	Internal	50
33713	3/8	Internal	50
33714	7/16	Internal	50
33715	1/2	Internal	50
33717	5/8	Internal	25
33718	3/4	Internal	25

Flat Phillips Machine Screw Zinc Assortment
1375 Piece

Use in Conjunction with Drawer #63006 and Insert Card #9701723

Includes Both Screws and Nuts

Part No.	UOM /Each
11101597	^——

ASSORTMENT INCLUDES:

Part No.	Size	Length	Qty. in Kit
29416	6-32	1/2	50
29420	6-32	3/4	50
29422	6-32	1	50
29438	8-32	3/8	50
29440	8-32	1/2	50
29444	8-32	3/4	50
29446	8-32	1	50
29467	10-24	1/2	50
29471	10-24	3/4	50
29475	10-24	1	50
29482	10-24	2	25
29506	10-32	1/2	50
29510	10-32	3/4	50
29514	10-32	1	50
29562	1/4-20	1/2	50
29566	1/4-20	3/4	50
29570	1/4-20	1	50
29574	1/4-20	1-1/2	25
29578	1/4-20	2	25
36020	6-32	Hex Nut	100
36024	8-32	Hex Nut	100
36028	10-24	Hex Nut	100
36030	10-32	Hex Nut	100
36102	1/4-20	Hex Nut	100

Drawer Kits Cont.

Pan Phillips Machine Screw Zinc Assortment
1350 Piece

Use in Conjunction with Drawer #63006 and Insert Card #9701724

Includes Both Screws and Nuts

Part No.	UOM /Each
11101598	^——

ASSORTMENT INCLUDES:

Part No.	Size	Length	Qty. in Kit
28804	6-32	1/2	50
28816	6-32	3/4	50
28828	6-32	1	50
28879	8-32	1/2	50
28891	8-32	3/4	50
28903	8-32	1	50
28913	8-32	1-1/2	25
28957	10-24	1/2	50
28969	10-24	3/4	50
28981	10-24	1	50
28991	10-24	1-1/2	25
29049	10-32	1/2	50
29061	10-24	3/4	50
29073	10-32	1	50
29083	10-32	1-1/2	25
29162	1/4-20	1/2	50
29174	1/4-20	3/4	50
29184	1/4-20	1	50
29196	1/4-20	1-1/2	25
36020	6-32	Hex Nut	100
36024	8-32	Hex Nut	100
36028	10-24	Hex Nut	100
36030	10-32	Hex Nut	100
36102	1/4-20	Hex Nut	100

Parts-To-Go Assortments are bulk packages of commonly used parts in a variety of sizes. Each type of part is packaged separately and shipped in a bulk box. These assortments are designed to be used with 40 and/or 72 hole bins.

Pan Phillips Machine Screw and Nut Assortment
18-8 Stainless - Pan Head Phillips Drive
2525 piece

Use in conjunction with drawer #63006 and insert card #99382.

Part No.	UOM /Each
99381	^——

KIT INCLUDES:

Part No.	Diameter	Length	Pkg. Qty.
70705	6-32	Hex Nut	200
70706	8-32	Hex Nut	200
70707	10-24	Hex Nut	200
70708	10-32	Hex Nut	200
70710	1/4-20	Hex Nut	200
72516	6-32	1/2	100
72388	6-32	3/4	100
72390	6-32	1	100
72398	8-32	1/2	100
72416	8-32	3/4	100
72418	8-32	1	100
72434	8-32	1-1/2	50
72440	10-24	1/2	100
72442	10-24	3/4	100
72444	10-24	1	100
72446	10-24	1-1/2	50
72515	10-32	1/2	100
72534	10-32	3/4	100
72536	10-32	1	100
72554	10-32	1-1/2	50
72586	1/4-20	1/2	50
72590	1/4-20	3/4	50
72592	1/4-20	1	50
72597	1/4-20	1-1/2	25

Round Head Slotted Machine Screw and Nut Zinc Assortment
Includes both Screws and Nuts
975 Piece

Use in conjunction with drawer #63006 and insert card #99325.

Part No.	UOM /Each
99324	^——

KIT INCLUDES:

Part No.	Size	Length	Pkg. Qty.
27303	6-32	1/2	50
27315	6-32	3/4	50
27378	8-32	1/2	50
37390	8-32	3/4	50
37402	8-32	1	50
27456	10-24	1/2	50
27468	10-24	3/4	50
27480	10-24	1	25
27490	10-24	1-1/2	25
27548	10-32	1/2	50
27560	10-32	3/4	50
27572	10-32	1	25
27615	12-24	1/2	25
27625	12-24	3/4	25
27661	1/4-20	1/2	25
27673	1/4-20	3/4	25
27683	1/4-20	1	25
27695	1/4-20	1-1/2	25
38020	6-32	Hex Nut	50
38024	8-32	Hex Nut	50
38028	10-24	Hex Nut	50
38030	10-32	Hex Nut	50
38032	12-24	Hex Nut	50
38102	1/4-20	Hex Nut	50

Flat Head Sheet Metal Screw Zinc Assortment
825 Piece

Use in Conjunction with Drawer #63006 and Insert Card #9701722

Part No.	UOM /Each
11101596	^——

ASSORTMENT INCLUDES:

Part No.	Size	Length	Qty. in Kit
31530	#6	1/2	50
31532	#6	5/8	50
31538	#6	1	50
31558	#8	5/8	50
31560	#8	3/4	50
31564	#8	1	50
31566	#8	1-1/4	25
31568	#8	1-1/2	25
31572	#8	2	25
31582	#10	1/2	50
31586	#10	3/4	50
31590	#10	1	50
31592	#10	1-1/4	25
31594	#10	1-1/2	25
31598	#10	2	25
31600	#10	2-1/2	25
31614	#12	1	25
31616	#12	1-1/4	25
31618	#12	1-1/2	25
31622	#12	2	25
31624	#12	2-1/2	25
31626	#12	3	25
31646	#14	2	25
31650	#14	3	25

Pan Head Slotted Sheet Metal Screw Assortment
1000 Piece
Zinc

Use in conjunction with drawer #63006 and insert card #99328.

Part No.	UOM /Each
99327	^——

KIT INCLUDES:

Part No.	Size	Length	Pkg. Qty.
31221	6	3/8	50
31225	6	1/2	50
31233	6	3/4	50
31241	6	1	50
31285	8	3/8	50
31289	8	1/2	50
31297	8	3/4	50
31305	8	1	50
31337	10	3/8	50
31341	10	1/2	50
31349	10	3/4	50
31349	10	3/4	50
31357	10	1	50
31361	10	1-1/4	25
31365	10	1-1/2	25
31401	12	1/2	25
31409	12	3/4	25
31417	12	1	25
31421	12	1-1/4	25
31425	12	1-1/2	25
31449	14	1/2	25
31453	14	3/4	25
31457	14	1	25
31459	14	1-1/4	25
31461	14	1-1/2	25

If its not on our shelf...we'll make it!
Ask the local store to quote your threaded and machined parts.

Drawer Kits

Drawer Kits Cont.

Pan Head Phillips Sheet Metal Screw Assortment
900 piece
Zinc

Use in conjunction with drawer #63006 and insert card #99331.

Part No.	UOM /Each
99330	^—

KIT INCLUDES:

Part No.	Size	Length	Pkg. Qty.
31222	6	3/8	50
31226	6	1/2	50
31234	6	3/4	50
31242	6	1	50
31286	8	3/8	50
31290	8	1/2	50
31298	8	3/4	50
31306	8	1	50
31338	10	3/8	50
31342	10	1/2	50
31350	10	3/4	50
31358	10	1	50
31362	10	1-1/4	25
31366	10	1-1/2	25
31402	12	1/2	25
31410	12	3/4	25
31418	12	1	25
31422	12	1-1/4	25
31426	12	1-1/2	25
31450	14	1/2	25
31454	14	3/4	25
31458	14	1	25
31460	14	1-1/4	25
31462	14	1-1/2	25

Pan Head Phillips Sheet Metal Screw Assortment
18-8 Stainless

Use in conjunction with drawer #63005 and insert card #99385.

Part No.	UOM /Each
99384	^—

KIT INCLUDES:

Part No.	Diameter	Length	Pkg. Qty.
71771	4	1/2	100
71773	4	3/4	100
72904	6	1/2	100
72906	6	3/4	100
72908	6	1	100
72914	8	1/2	100
72916	8	3/4	100
72918	8	1	100
72920	8	1-1/4	100
72922	8	1-1/2	50
72928	10	1/2	100
72930	10	3/4	100
72932	10	1	100
72934	10	1-1/4	100
72936	10	1-1/2	100
72940	10	2	50
72964	14	3/4	50
72966	14	1	50
72970	14	1-1/2	25
72974	14	2	25

Pan Square Drive Sheet Metal Screw Assortment
2400 Piece, Zinc Plated

Use in Conjunction with Drawer #63006 and Insert Card #9701733

Part No.	UOM /Each
11101607	^—

ASSORTMENT INCLUDES:

Part No.	Size	Qty. in Kit
1130780	6 x3/8"	100
1130781	6" x1/2"	100
1130783	6" x3/4"	100
1130785	6 x 1"	100
1130801	8 x3/8"	100
1130802	8 x1/2"	100
1130804	8 x3/4"	100
1130806	8 x 1"	100
1130807	8" x 1-1/4"	100
1130808	8" x 1-1/2"	100
1130814	10 x1/2"	100
1130816	10" x 3/4"	100
1130818	10 x 1"	100
1130819	10 x 1-1/4"	100
1130820	10" x 1-1/2"	100
1130825	12 x1/2"	100
1130827	12 x3/4"	100
1130829	12 x 1"	100
1130831	12" x1/2"	100
1130836	14" x1/2"	100
1130838	14 x3/4"	100
1130840	14 x 1"	100
1130841	14" x 1-1/4"	100
1130842	14 x 1-1/2"	100

Flat Square Drive Sheet Metal Screw Assortment
2000 Piece, Zinc Plated

Use in Conjunction with Drawer #63005 and Insert Card #9701734

Part No.	UOM /Each
11101608	^—

ASSORTMENT INCLUDES:

Part No.	Size	Qty. in Kit
1130858	6" x1/2"	100
1130859	6" x5/8"	100
1130860	6" x3/4"	100
1130862	6 x 1"	100
1130871	8" x1/2"	100
1130872	8" x5/8"	100
1130873	8 x3/4"	100
1130875	8 x 1"	100
1130876	8" x 1-1/4"	100
1130877	8" x 1-1/2"	100
1130879	8 x 2"	100
1130885	10" x3/4"	100
1130887	10 x 1"	100
1130888	10 x 1-1/4"	100
1130889	10" x 1-1/2"	100
1130977	14" x 2"	100

Tek Drill and Tap Screw Assortment
500 piece

Use in conjunction with drawer #63005 and insert card #99334.

Part No.	UOM /Each
99333	^—

KIT INCLUDES:

Part No.	Size	Length	Pkg. Qty.
31811	10	5/8	50
31812	10	3/4	50
31813	10	1	50
31814	10	1-1/4	25
31815	10	1-1/2	25
31817	12	3/4	25
31818	12	1	25
0120816	12	1-1/4	25
31819	12	1-1/2	25
31820	12	2	25
31822	14	3/4	25
31823	14	1	25
31824	14	1-1/4	25
31825	14	1-1/2	25
31826	14	2	25
31840	12	1-1/4(Tek 5)	25
32116	12	2(Tek 5)	25
61007	MSH5/16"	5/16"Driver	2
61008	MSH3/8"	3/8" Driver	2

Drawer Kits Cont.

Cotter Pin Assortment
800 piece

Use in conjunction with drawer #63006 and insert card #99340.

Part No.	UOM /Each
99339	^——

KIT INCLUDES:

Part No.	Wire Dia.	Length	Pkg. Qty.
65012	1/16	1/2	50
65014	1/16	3/4	50
65016	1/16	1	50
65032	3/32	1/2	50
65034	3/32	3/4	50
65037	3/32	1-1/4	50
65038	3/32	1-1/2	50
65040	3/32	2	50
65076	1/8	1	25
65077	1/8	1-1/4	25
65078	1/8	1-1/2	25
65080	1/8	2	25
65082	1/8	2-1/2	25
65103	5/32	1	25
65104	5/32	1-1/4	25
65111	5/32	3	25
65105	5/32	1-1/2	25
65106	5/32	1-3/4	25
65107	5/32	2	25
65109	5/32	2-1/2	25
65125	3/16	1-1/2	25
65127	3/16	2	25
65129	3/16	2-1/2	25
65131	3/16	3	25

Spring Pin Assortment
1025 piece

Use in conjunction with drawer #63007 and insert card #99343.

Part No.	UOM /Each
99342	^——

KIT INCLUDES:

Part No.	Size	Length	Pkg. Qty.
64079	1/8	3/4	50
64083	1/8	1	50
64085	1/8	1-1/4	50
64087	1/8	1-1/2	50
64099	5/32	3/4	50
64103	5/32	1	50
64105	5/32	1-1/4	50
64107	5/32	1-1/2	50
64129	3/16	3/4	50
64133	3/16	1	50
64135	3/16	1-1/4	50
64137	3/16	1-1/2	50
64141	3/16	2	50
64217	7/32	1	25
64219	7/32	1-1/4	25
64221	7/32	1-1/2	25
64223	7/32	1-3/4	25
64225	7/32	2	25
64243	1/4	3/4	25
64249	1/4	1-1/4	25
64251	1/4	1-1/2	25
64253	1/4	1-3/4	25
64255	1/4	2	10
64273	5/16	3/4	25
64279	5/16	1-1/4	25
64281	5/16	1-1/2	25
64283	5/16	1-3/4	25
64285	5/16	2	10
64311	3/8	1-1/2	10
64313	3/8	1-3/4	10
64315	3/8	2	10

Dowel Pin Assortment
315 Piece

Use in Conjunction with Drawer #63006 and Insert Card #9701731

Part No.	UOM /Each
11101605	^——

ASSORTMENT INCLUDES:

Part No.	Diameter	Length	Qty. in Kit
26724	1/8"	1/2	25
26725	1/8"	5/8	25
26726	1/8"	3/4	25
26728	1/8"	1"	15
26730	1/8"	1-1/2	10
26735	3/16"	1/2	25
26738	3/16"	3/4	25
26740	3/16"	1"	15
26742	3/16"	1-1/2	10
26744	3/16"	2"	10
26749	1/4"	1/2	15
26751	1/4"	3/4	15
26753	1/4"	1"	15
26754	1/4"	1-1/4	10
26756	1/4"	1-1/2	10
26758	1/4"	2"	10
26766	5/16"	1/2	10
26768	5/16"	3/4	10
26770	5/16"	1"	10
26771	5/16"	1-1/4	5
26773	5/16"	1-1/2	5
26786	3/8"	1"	5
26789	3/8"	1-1/2	5
26791	3/8"	2"	5

Hose Clamp Rack Kits - Stainless Steel
Small Diameters
Part No. 99357
100 piece

Use in conjunction with storage rack Part No. 62968 (sold separately)



Part No.	Description	UOM /Each
99357	Hose Clamp Assortment	^——
62968	Rack for 99357	——

Hose clamp assortment contains the following clamps:

Part No.	Trade Size	Max. O.D.	Pkg. Qty.	
4	5/8	10	62002	6202/6204
6	7/8	10	62003	6203/6206
06	7/8	10	62008	5006
10	1-1/16	10	62010	5010
12	1-1/4	10	62011	5012
16	1-1/2	10	62012	5016
20	1-3/4	10	62013	5020
28	2-1/4	10	62015	5028
32	2-1/2	10	62016	5032
36	2-3/4	10	62017	5036

Large Diameters
Part No. 99360
50 piece

Use in conjunction with storage rack Part No. 62967 (sold separately)



Part No.	Description	UOM /Each
99360	Hose Clamp Assortment	^——
62967	Rack for 99360	——

Hose clamp assortment contains the following clamps:

Part No.	Trade Size	Max. O.D.	Pkg. Qty.	
36	2-3/4	10	62017	5036
48	3-1/2	10	62020	5048
56	4	10	62022	5056
64	4-1/2	10	62024	5064
72	5	10	62025	5072

Parts-To-Go Drawer Kits are bulk packages of commonly used parts in a variety of sizes. Each type of part is packaged separately and shipped in a bulk box. These assortments are part of a three component system (parts, insert card and drawer) designed to be used with a variety of drawer storage systems.

Roller Chain Link Drawer Kit
Connecting and Offset Links
57 piece

Use in conjunction with drawer #63011 and insert card #99364.

Part No.	UOM /Each
99363	^——

KIT INCLUDES:

Part No.	Size	Description	Pkg. Qty.
60204	#35	Connecting Link	5
60207	#40	Connecting Link	5
60210	#41	Connecting Link	5
60213	#50	Connecting Link	5
60216	#60	Connecting Link	5
60219	#80	Connecting Link	5
60205	#35	Offset Link	2
60208	#40	Offset Link	5
60214	#50	Offset Link	5
60217	#60	Offset Link	5
60220	380	Offset Link	5
60211	#41	Offset Link	5

If its not on our shelf...we'll make it!
Ask the local store to quote your threaded and machined parts.

Drawer Kits

Drawer Kits Cont.

Hitch Pin Clip Assortment
155 piece

Use in conjunction with drawer #63011 and insert card #99367.

Part No.	UOM /Each
99366	^——

KIT INCLUDES:

Part No.	Trade Size	Diameter	OaL	Shaft Dia.	Pkg. Qty.
45281	3	0.091	1-21/32	1/4 to 1/2	25
45282	6	0.177	3-7/16	5/8 to 1	10
45283	7	0.091	2-3/8	1/4 to 5/8	25
45284	8	0.177	3-3/4	7/8 to 1-1/4	10
45285	9	0.148	3-1/16	3/4 to 1-1/8	10
45286	11	0.125	2-5/8	7/16 to 3/4	10
45287	14	0.091	2-1/2	3/8 to 3/4	25
45288	16	0.125	1-15/16	1/2 to 3/4	25
45289	17	0.08	1-5/8	3/4 to 1	10
45291	18	.062	1-9/16	3/8 to 1/2	5

CLIMAX METAL PRODUCTS COMPANY

Shaft Collar Assortment
2-piece Double Split
46 piece

Use in conjunction with drawer #63011 and insert card #99370.

Part No.	UOM /Each
99369	^——

KIT INCLUDES:

Trade Size	Part No.	Pkg. Qty.
1/4	34300	5
5/16	34301	5
3/8	34302	5
7/16	34303	5
1/2	34304	3
5/8	34306	3
3/4	34308	3
7/8	34310	3
1	34312	2
1-1/8	34314	2
1-1/4	34316	2
1-3/8	34318	2
1-1/2	34320	2
1-3/4	34324	2
2	34327	2

3M

Cable Tie Assortment
Nylon - Natural Color
700 Piece

Use in conjunction with drawer #63376 and insert card #99373.

Part No.	UOM /Each
99372	^——

KIT INCLUDES:

Part No.	Size	Tensile	Pkg. Qty.
63121	4	#18	100
63123	6	#30	100
63125	8	#50	100
63127	11	#50	100
63129	14	#50	100
63131	14	#120	100
63479	1"	Stickey Backs	100

3M Wire Connector Assortment
895 piece

Use in conjunction with drawer #63006 and insert card #99379.

Part No.	UOM /Each
99378	^——

KIT INCLUDES:

Part No.	Description	Color /Size	Pkg. Qty.
3-way Splice	58502	22-18	10
4-way Splice	58505	22-18	10
Wire Nuts	60081	Blue	50
Wire Nuts	60082	Orange	50
Wire Nuts	60083	Yellow	25
Wire Nuts	60084	Red	25
3-way Splice	58501	16-14	10
4-way Splice	58504	16-14	10
Wire Nut	60080	Gray	100
Type 212 Winged Wire Nut	58529	Tan	50
Type 312 Winged Wire Nut	58530	Yellow;12-10	50
Type 512 Winged Wire Nut	58531	Red ;22-18	25
3-way Splice	58500	12-10	10
4-way Splice	58503	12-10	10
Instant Tap Connect	60097	18-14	25
Combo. Wire Nut	58534	Orange;Blue;22-14	50
Combo. Wire Nut	58535	Red;Yellow -[18/10]	25
Combo. Wire Nut	58536	Blue;Gray;14-10	10
Pig Tail	58532	718N -White	50
Pig Tail	58533	722N -White	100
Piggy Back	58507	16-14	100
Piggy Back	58508	22-18	100

Drawer Kits Cont.

Vinyl Insulated Electrical Terminal Assortment
1625 piece

Use in conjunction with drawer #63374 and insert card #99376.

Part No.	UOM /Each
99375	^—

KIT INCLUDES:

Part No.	Connector Type	Wire Size Range	Type	Pkg. Qty.
Ring Terminal	60031	22-18	#8 Stud	100
Ring Terminal	60032	22-18	#10 Stud	100
Ring Terminal	60036	16-14	#8 Stud	100
Ring Terminal	60037	16-14	#10 Stud	100
Ring Terminal	60038	16-14	1/4" Stud	100
Instant Tap Connector	60097	18-14	I.D.C.	25
Ring Terminal	60041	12-10	#8 Stud	50
Ring Terminal	60042	12-10	#10 Stud	50
Ring Terminal	60043	12-10	1/4" Stud	50
Ring Terminal	60044	12-10	5/16" Stud	50
Spade Terminal	60061	22-18	#10 Stud	100
Spade Terminal	60064	16-14	#10 Stud	100
Spade Terminal	60067	12-10	#10 Stud	50
Butt Splice	60068	22-18	Fem.-Fem.	100
Butt Splice	60070	16-14	Fem.-Fem.	100
Butt Splice	60072	12-10	Fem.-Fem.	50
Full Ins. Quick Connect	58573	22-18	1/4" Male	100
Full Ins. Quick Connect	58574	22-18	1/4" Female	100
Full Ins. Quick Connect	58569	16-14	1/4" Male	100
Full Ins. Quick Connect	58570	16-14	1/4" Female	100
Crimping Tool	58650			1

Weld Rod Trouble Shooter Assortment
11 pounds

Use in conjunction with drawer #63376 and insert card #99388.

Part No.	UOM /Each
99387	^—

KIT INCLUDES:

Part No.	Size	Description	Pkg. Qty.
0804466	1/8	High Strength All Purpose	2 Lb
0804479	1/8	Premium Low Hydrogen	2 Lb
0804468	1/8	Premium Smooth Mild Steel	2 Lb
0804498	1/8	Low Nickel Premium Cast Iron	2 Lb
0804525	1/8	High Nickel Premium Cast Iron	2 Lb
0804540	1/8	Aluminum	1 Lb

#1 Compression and Extension Spring Assortments

Part No.	Description	UOM /Each
0166840	#1 Compression and Extension Spring Assortments	^—
0166846	Refill for #1 Assortment	^—

Type	Number of Springs	Number of Sizes	Outer Diameters	Free Lengths	Wire Sizes
Compression	422	100	.187-1.250	1.000-4.000	.013-.162
Extension	383	111	.141-1.125	1.062-7.500	.015-.120
Total	805	211	.141-1.250	1.000-7.500	.013-.162

#5 Compression and Extension Spring Assortments

Part No.	Description	UOM
0166841	#5 Compression and Extension Spring Assortments	^—

Type	Number of Springs	Number of Sizes	Outer Diameters	Free Lengths	Wire Sizes
Compression	160	32	.250-.750	1.000-4.000	.023-.105
Extension	124	31	.250-.750	2.000-6.500	.025-.105
Total	284	63	.250-.750	1.000-6.500	.023-.105

Compression Spring Assortments



Part No.	Qty.	No. of Pieces	O.D.	Length	Wire Dia.	Container	W	H	D	Weight	UOM
0166847	126	42	.156" - .375"	1.000-1.750	.012-.041	Plastic Tray	11.0	1.8	1.8	1.3	^—
0166849	47	47	.120-1.468	11.000	.025-.115	Cardboard Box	12.0	5.5	9.3	5.2	—
0166842	96	16	.250" - .437"	1.000-2.500	.023-.062	Plastic Tray	13.5	2.3	9.5	2.2	—
0166843	64	16	.500" - .750"	1.250-4.000	.047-.105	Plastic Tray	13.5	2.3	9.5	3.9	—

Extension Spring Assortments



Part No.	Qty.	No. of Pieces	O.D.	Length	Wire Dia.	Container	W	H	D	Weight	UOM
0166848	126	54	.141" - .343"	1.500-2.500	.015-.028	Plastic Tray	11.0	1.8	6.8	1.7	^—
0166850	58	58	.125" - 1.000"	11.000	.013-.105	Cardboard Box	11.8	3.0	9.3	8.4	—
0166844	76	19	.250" - .437"	2.750-6.000	.025-.062	Plastic Tray	13.5	2.3	9.5	2.2	—
0166845	48	12	.500" - .750"	2.000-6.500	.047-.105	Plastic Tray	13.5	2.3	9.5	2.2	—

If its not on our shelf...we'll make it!
Ask the local store to quote your threaded and machined parts.

Hex Head Cap Screw Assortments

Hex Head Cap Screw Assortments

Grade 5 - Zinc Plated - Coarse Thread 2840 piece

Use in conjunction with 72 hole bin #63002, sold separately.

Includes Fastenal Bolt Gauge, to assist in identifying fasteners and thread pitch.

Part No.	UOM /Each
99000	^___

Assortment Includes:

Part No.	Diameter	Length	Pkg. Qty.
110120300	1/4	1/2	100
110120302	1/4	3/4	100
110120304	1/4	1	100
110120306	1/4	1-1/2	100
110120308	1/4	2	100
110120321	5/16	1/2	100
110120323	5/16	3/4	100
110120325	5/16	1	100
110120327	5/16	1-1/2	100
110120329	5/16	2	100
110131300	3/8	1/2	50
110120342	3/8	1/2	50
110120344	3/8	1	50
110120346	3/8	1-1/2	50
110120348	3/8	2	50
110120350	3/8	2-1/2	50
110120361	7/16	1	25
110120363	7/16	1-1/2	25
110120365	7/16	2	20
110120378	1/2	1	25
110120379	1/2	1-1/4	25
110120380	1/2	1-1/2	25
110120382	1/2	2	20
110120384	1/2	2-1/2	20
110120386	1/2	3	20
110120413	5/8	1	10
110120415	5/8	1-1/2	10
110120417	5/6	2	10
110120419	5/8	2-1/2	10
110120421	5/8	3	10
110120423	5/8	3-1/2	10
110120425	5/8	4	10
110120486	3/4	1-1/2	10
110120433	3/4	2	10
110120435	3/4	2-1/2	10
110120437	3/4	3	10
110120439	3/4	3-1/2	10
110120441	3/4	4	10
1133004	1/4	Flat Washer	100
1133006	5/16	Flat Washer	100
1133008	3/8	Flat Washer	50
1133010	7/16	Flat Washer	25
1133012	1/2	Flat Washer	25
1133016	5/8	Flat Washer	10
1133018	3/4	Flat Washer	10
1133618	1/4	Lock Washer	100
1133620	5/16	Lock Washer	100
1133622	3/8	Lock Washer	50
1133624	7/16	Lock Washer	25
1133626	1/2	Lock Washer	25
1133630	5/8	Lock Washer	10
1133632	3/4	Lock Washer	10
1136302	1/4-20	Hex Nut	100
1136304	5/16-18	Hex Nut	100
1136306	3/8-16	Hex Nut	50
1136308	7/16-14	Hex Nut	25
1136310	1/2-13	Hex Nut	25
1136314	5/8-11	Hex Nut	10

Grade 5 - Zinc Plated - Coarse Thread 2840 piece Cont.

Part No.	Diameter	Length	Pkg. Qty.
1136316	3/4-10	Hex Nut	10
1137018	1/4-20	Nylock Nut	100
1137021	5/16-18	Nylock Nut	100
1137024	3/8-18	Nylock Nut	50
1137027	7/16-14	Nylock Nut	25
1137030	1/2-13	Nylock Nut	25
1137036	5/8-11	Nylock Nut	10
1137039	3/4-10	Nylock Nut	10
63151	Fastenal Bolt Gauge		1

Use the Fastenal Bolt Gauge to measure your bolt, screws & nuts. Measure the thread pitch, diameter & length. The Fastenal Bolt Gauge will measure items in standard or metric units.

Grade 5 - Zinc Plated - Fine Thread 2677 piece

Use in conjunction with 72 hole bin #63002, sold separately. Includes Fastenal Bolt Gauge, to assist in identifying fasteners and thread pitch.

Part No.	UOM /Each
99003	^___

Assortment Includes:

Part No.	Diameter	Length	Pkg. Qty.
17001	1/4-28	1/2	100
17003	1/4-28	3/4	100
17005	1/4-28	1	100
17009	1/4-28	1-1/2	100
17011	1/4-28	2	50
17051	5/16-24	1/2	100
17053	5/16-24	3/4	100
17055	5/16-24	1	100
17059	5/16-24	1-1/2	100
17061	5/16-24	2	50
17101	3/8-24	1/2	50
17103	3/8-24	3/4	50
17105	3/8-24	1	50
17109	3/8-24	1-1/2	50
17111	3/8-24	2	25
17113	3/8-24	2-1/2	25
17155	7/16-20	1	25
17159	7/16-20	1-1/2	25
17161	7/16-20	2	10
17205	1/2-20	1	25
17207	1/2-20	1-1/4	25
17209	1/2-20	1-1/2	25
17211	1/2-20	2	10
17213	1/2-20	2-1/2	10
17215	1/2-20	3	10
17259	9/16-18	1-1/2	25
17261	9/16-18	2	10
17305	5/8-18	1	10
17309	5/8-18	1-1/2	10
17311	5/8-18	2	5
17313	5/8-18	2-1/2	5
17315	5/8-18	3	5
17317	5/8-18	3-1/2	5
17319	5/8-18	4	1
17359	3/4-16	1-1/2	10
17361	3/4-16	2	5
17363	3/4-16	2-1/2	5
17365	3/4-16	3	5
17367	3/4-16	4	1

Grade 5 - Zinc Plated - Fine Thread 2677 piece Cont.

Part No.	Diameter	Length	Pkg. Qty.
33078	1/4	Flat Washer	30
33080	5/16	Flat Washer	30
33082	3/8	Flat Washer	20
33084	7/16	Flat Washer	25
33086	1/2	Flat Washer	25
33088	9/16	Flat Washer	25
33090	5/8	Flat Washer	10
33092	3/4	Flat Washer	10
33618	1/4	Lock Washer	100
33620	5/16	Lock Washer	100
33622	3/8	Lock Washer	100
33624	7/16	Lock Washer	25
33626	1/2	Lock Washer	25
33628	9/16	Lock Washer	25
33630	5/8	Lock Washer	10
33632	3/4	Lock Washer	10
36352	1/4-28	Hex Nut	100
36354	5/16-24	Hex Nut	100
36356	3/8-24	Hex Nut	50
36358	7/16-20	Hex Nut	25
36360	1/2-20	Hex Nut	25
36362	9/16-18	Hex Nut	25
36364	5/8-18	Hex Nut	10
36366	3/4-16	Hex Nut	10
37300	1/4-28	Grade C Toplock Nut	100
37302	5/16-24	Grade C Toplock Nut	100
37304	3/8-24	Grade C Toplock Nut	50
37306	7/16-20	Grade C Toplock Nut	25
37308	1/2-20	Grade C Toplock Nut	25
37310	9/16-18	Grade C Toplock Nut	25
37312	5/8-18	Grade C Toplock Nut	10
37314	3/4-16	Grade C Toplock Nut	10
63151		Fastenal Bolt Gauge	1

Use the Fastenal Bolt Gauge to measure your bolt, screws & nuts. Measure the thread pitch, diameter & length. The Fastenal Bolt Gauge will measure items in standard or metric units.

Hex Head Cap Screw Assortments Cont.

Grade 8 - Yellow Zinc - Coarse Thread
2915 piece

Use in conjunction with 72 hole bin #63002, sold separately. Includes Fastenal Bolt Gauge, to assist in identifying fasteners and thread pitch.

Part No.	UOM /Each
99001	^——

Assortment Includes:

Part No.	Diameter	Length	Pkg. Qty.
0115001	1/4-20	1/2	100
0115003	1/4-20	3/4	100
0115005	1/4-20	1	100
0115009	1/4-20	1-1/2	100
0115011	1/4-20	2	100
0115051	5/16-18	1/2	100
0115053	5/16-18	3/4	100
0115055	5/16-18	1	100
0115059	5/16-18	1-1/2	100
0115061	5/16-18	2	100
0115101	3/8-16	1/2	50
0115103	3/8-16	3/4	50
0115105	3/8-16	1	50
0115109	3/8-16	1-1/2	50
0115111	3/8-16	2	50
0115113	3/8-16	2-1/2	50
0115155	7/16-14	1	25
0115159	7/16-14	1-1/2	25
0115161	7/16-14	2	20
0115205	1/2-13	1	25
0115207	1/2-13	1-1/4	25
0115209	1/2-13	1-1/2	25
0115211	1/2-13	2	20
0115213	1/2-13	2-1/2	20
0115215	1/2-13	3	20
0115305	5/8-11	1	10
0115309	5/8-11	1-1/2	10
0115311	5/8-11	2	10
0115313	5/8-11	2-1/2	10
0115315	5/8-11	3	10
0115317	5/8-11	3-1/2	10
0115319	5/8-11	4	10
0115359	3/4-10	1-1/2	10
0115361	3/4-10	2	10
0115363	3/4-10	2-1/2	10
0115365	3/4-10	3	10
0115367	3/4-10	3-1/2	10
0115369	3/4-10	4	10
1133813	1/4	Flat Washer	100
1133814	5/16	Flat Washer	100
1133815	3/8	Flat Washer	50
1133816	7/16	Flat Washer	25
1133817	1/2	Flat Washer	25
1133819	5/8	Flat Washer	10
1133820	3/4	Flat Washer	10
1133891	1/4	Lock Washer	100
1133892	5/16	Lock Washer	100
1133893	3/8	Lock Washer	50
1133894	7/16	Lock Washer	25
1133895	1/2	Lock Washer	25
1133897	5/8	Lock Washer	10
1133898	3/4	Lock Washer	10
1136402	1/4-20	Hex Nut	100
1136404	5/16-18	Hex Nut	100
1136406	3/8-16	Hex Nut	50
1136408	7/16-14	Hex Nut	25
1136410	1/2-13	Hex Nut	25
1136414	5/8-11	Hex Nut	10
1136416	3/4-10	Hex Nut	10

Grade 8 - Yellow Zinc - Coarse Thread
2915 piece Cont.

Part No.	Diameter	Length	Pkg. Qty.
1137260	1/4-20	Toplock Nut	100
1137262	5/16-18	Toplock Nut	100
1137264	3/8-16	Toplock Nut	50
1137266	7/16-14	Toplock Nut	25
1137268	1/2-13	Toplock Nut	25
1137272	5/8-11	Toplock Nut	10
1137274	3/4-10	Toplock Nut	10
63151	Fastenal Bolt Gauge		1

Use the Fastenal Bolt Gauge to measure your bolt, screws & nuts. Measure the thread pitch, diameter & length. The Fastenal Bolt Gauge will measure items in standard or metric units.

Grade 8 - Yellow Zinc - Fine Thread
2792 piece

Use in conjunction with 72 hole bin #63002, sold separately. Includes Fastenal Bolt Gauge, to assist in identifying fasteners and thread pitch.

Part No.	UOM /Each
99002	^——

Assortment Includes:

Part No.	Diameter	Length	Pkg. Qty.
18751	1/4-28	1/2	100
18753	1/4-28	3/4	100
18755	1/4-28	1	100
18759	1/4-28	1-1/2	100
18761	1/4-28	2	50
18791	5/16-24	1/2	100
18793	5/16-24	3/4	100
18795	5/16-24	1	100
18799	5/16-24	1-1/2	100
18801	5/16-24	2	50
18830	3/8-24	1/2	50
18832	3/8-24	3/4	50
18834	3/8-24	1	50
18838	3/8-24	1-1/2	50
18840	3/8-24	2	25
18842	3/8-24	2-1/2	25
18872	7/16-20	1	25
18876	7/16-20	1-1/2	25
18878	7/16-20	2	10
18910	1/2-20	1	25
18911	1/2-20	1-1/4	25
18912	1/2-20	1-1/2	25
18914	1/2-20	2	10
18916	1/2-20	2-1/2	10
18918	1/2-20	3	10
18922	1/2-20	4	5
18941	9/16-18	1-1/2	25
18943	9/16-18	2	10
18956	5/8-18	1	10
18958	5/8-18	1-1/2	10
18960	5/8-18	2	5
18962	5/8-18	2-1/2	5
18964	5/8-18	3	5
18966	5/8-18	3-1/2	5
18968	5/8-18	4	1
18988	3/4-16	1-1/2	10
18990	3/4-16	2	5
18994	3/4-16	3	5
18996	3/4-16	3-1/2	5

Grade 8 - Yellow Zinc - Fine Thread
2792 piece Cont.

Part No.	Diameter	Length	Pkg. Qty.
18998	3/4-16	4	1
33813	1/4	Flat Washer	100
33814	5/16	Flat Washer	100
33815	3/8	Flat Washer	50
33816	7/16	Flat Washer	25
33817	1/2	Flat Washer	25
33818	9/16	Flat Washer	25
33819	5/8	Flat Washer	10
33820	3/4	Flat Washer	10
33891	1/4	Lock Washer	100
33892	5/16	Lock Washer	100
33893	3/8	Lock Washer	50
33894	7/16	Lock Washer	25
33895	1/2	Lock Washer	25
33896	9/16	Lock Washer	25
33897	5/8	Lock Washer	10
33898	3/4	Lock Washer	10
36452	1/4-28	Hex Nut	100
36454	5/16-24	Hex Nut	100
36456	3/8-24	Hex Nut	50
36458	7/16-20	Hex Nut	25
36460	1/2-20	Hex Nut	25
36462	9/16-18	Hex Nut	25
36464	5/8-18	Hex Nut	10
36466	3/4-16	Hex Nut	10
37300	1/4-28	Grade C Toplock Nut	100
37302	5/16-24	Grade C Toplock Nut	100
37304	3/8-24	Grade C Toplock Nut	50
37306	7/16-20	Grade C Toplock Nut	25
37308	1/2-20	Grade C Toplock Nut	25
37310	9/16-18	Grade C Toplock Nut	25
37312	5/8-18	Grade C Toplock Nut	10
37314	3/4-16	Grade C Toplock Nut	10
63151		Fastenal Bolt Gauge	1

Use the Fastenal Bolt Gauge to measure your bolt, screws & nuts. Measure the thread pitch, diameter & length. The Fastenal Bolt Gauge will measure items in standard or metric units.

If its not on our shelf...we'll make it!
Ask the local store to quote your threaded and machined parts.

Hex/Socket/Metric Socket Head Cap Screw Assortments

Hex Head Cap Screw Assortments Cont.

Grade 9 Yellow Zinc Assortment Kit for 72 Hole Bin

2435 piece

Use in Conjunction with Bin #63002

Part No.	UOM /Each
11101375	^——

ASSORTMENT INCLUDES:

Part No.	Size	Length	Qty. in Kit
Part No.	Size	Length	Qty. in Kit
20650	1/4-20	1/2	100
20651	1/4-20	3/4	100
20652	1/4-20	1	100
20653	1/4-20	1-1/4	100
20654	1/4-20	1-1/2	100
20656	1/4-20	2	50
20657	1/4-20	2-1/2	50
20661	5/16-18	3/4	100
20662	5/16-18	1	100
20664	5/16-18	1-1/2	50
20666	5/16-18	2	50
20667	5/16-18	2-1/2	50
20672	3/8-16	3/4	50
20673	3/8-16	1	50
20674	3/8-16	1-1/4	50
20675	3/8-16	1-1/2	50
20677	3/8-16	2	25
20679	3/8-16	2-1/2	25
20680	3/8-16	3	25
20687	7/16-14	1	25
20689	7/16-14	1-1/2	25
20691	7/16-14	2	10
20692	7/16-14	2-1/2	10
20693	7/16-14	3	10
20699	1/2-13	1	25
20701	1/2-13	1-1/2	25
20703	1/2-13	2	10
20705	1/2-13	2-1/2	10
20706	1/2-13	3	10
20707	1/2-13	3-1/2	10
20716	9/16-12	2	10
20717	9/16-12	2-1/2	10
20718	9/16-12	3	10
20724	5/8-11	1-1/2	10
20726	5/8-11	2	5
20728	5/8-11	2-1/2	5
20730	5/8-11	3	5
20731	5/8-11	3-1/2	5
20732	5/8-11	4	5
38020	1/4-20	Hex Nut	100
38021	5/16-18	Hex Nut	100
38022	3/8-16	Hex Nut	50
38023	7/16-14	Hex Nut	25
38024	1/2-13	Hex Nut	25
38025	9/16-12	Hex Nut	10
38026	5/8-11	Hex Nut	10
33240	1/4	Flat Washer	100
33241	5/16	Flat Washer	100
33242	3/8	Flat Washer	100
33243	7/16	Flat Washer	25
33244	1/2	Flat Washer	25
33245	9/16	Flat Washer	25
33246	5/8	Flat Washer	10
38060	1/4-20	Lock Nut	100
38061	5/16-18	Lock Nut	100
38062	3/8-16	Lock Nut	50
38063	7/16-14	Lock Nut	25
38064	1/2-13	Lock Nut	25
38065	9/16-12	Lock Nut	10
38066	5/8-11	Lock Nut	10

Socket Head Cap Screw Assortments

Parts-To-Go Assortments are bulk packages of commonly used parts in a variety of sizes. Each type of part is packaged separately and shipped in a bulk box. These assortments are designed to be used with 40 and/or 72 hole bins.

Plain Finish

480 piece

Use in conjunction with 40 hole bin #63001, sold separately. Includes Fastenal Bolt Gauge, to assist in identifying fasteners and thread pitch.

Part No.	UOM /Each
99004	^——

Assortment Includes:

Part No.	Diameter	Length	Pkg. Qty.
23200	1/4-20	3/8	50
23201	1/4-20	1/2	50
23202	1/4-20	5/8	50
23203	1/4-20	3/4	50
23204	1/4-20	7/8	50
23205	1/4-20	1	50
23207	1/4-20	1-1/4	50
23209	1/4-20	1-1/2	50
23210	1/4-20	1-3/4	25
23211	1/4-20	2	25
23251	5/16-18	1/2	50
23253	5/16-18	3/4	50
23255	5/16-18	1	50
23257	5/16-18	1-1/4	50
23259	5/16-18	1-1/2	50
23261	5/16-18	2	25
23263	5/16-18	2-1/2	25
23301	3/8-16	1/2	50
23303	3/8-16	3/4	50
23304	3/8-16	7/8	50
23305	3/8-16	1	50
23307	3/8-16	1-1/4	50
23309	3/8-16	1-1/2	25
23310	3/8-16	1-3/4	25
23311	3/8-16	2	25
23313	3/8-16	2-1/2	25
23315	3/8-16	3	25
23355	7/16-14	1	25
23359	7/16-14	1-1/2	25
23361	7/16-14	2	25
23403	1/2-13	3/4	25
23405	1/2-13	1	25
23407	1/2-13	1-1/4	25
23409	1/2-13	1-1/2	25
23410	1/2-13	1-3/4	25
23411	1/2-13	2	25
23413	1/2-13	2-1/2	10
23415	1/2-13	3	10
23417	1/2-13	3-1/2	5
23419	1/2-13	4	5
63151		Fastenal Bolt Gauge	1

Metric Socket Head Cap Screw Assortments

Parts-To-Go Drawer Kits are bulk packages of commonly used parts in a variety of sizes. Each type of part is packaged separately and shipped in a bulk box. These assortments are part of a three component system (parts, insert card and drawer) designed to be used with a variety of drawer storage systems.

Plain Finish

1525 piece

12.9



Use in conjunction with 24 hole bin #62961, sold separately.

Part 6o.	UOM /Each
99003	^——

Assortment Includes:

Part No.	Diameter	Length	Pkg. Qty.
39524	M4-0.7	10	100
39526	M4-0.7	16	100
39527	M4-0.7	20	100
39528	M4-0.7	25	100
39529	M4-0.7	30	100
39566	M6-1.0	16	100
39567	M6-1.0	20	100
39569	M6-1.0	30	100
39571	M6-1.0	40	100
39573	M6-1.0	50	50
39588	M8-1.25	25	50
39589	M8-1.25	30	50
39591	M8-1.25	40	50
39593	M8-1.25	50	50
39595	M8-1.25	60	50
39619	M10-1.5	30	50
39621	M10-1.5	40	50
39623	M10-1.5	50	50
39625	M10-1.5	60	25
39626	M10-1.5	70	25
39654	M12-1.75	30	25
39656	M12-1.75	40	25
39658	M12-1.75	50	25
39660	M12-1.75	60	25
39662	M12-1.75	70	25
63151		Fastenal Bolt Gauge	1

Stainless Steel Hex Head Cap Screw Assortments Cont.

3125 piece
Coarse Thread

Use in conjunction with 40 hole bin #63001, sold separately. Includes Fastenal Bolt Gauge, to assist in identifying fasteners and thread pitch.

Part No.	UOM /Each
99006	^——

Assortment Includes:

Part No.	Diameter	Length	Pkg. Qty.
70001	1/4-20	1/2	100
70003	1/4-20	3/4	100
70005	1/4-20	1	100
70009	1/4-20	1-1/2	50
70011	1/4-20	2	50
70053	5/16-18	3/4	100
70055	5/16-18	1	100
70057	5/16-18	1-1/4	50
70059	5/16-18	1-1/2	50
70061	5/16-18	2	50
70103	3/8-16	3/4	50
70105	3/8-16	1	50
70107	3/8-16	1-1/4	25
70109	3/8-16	1-1/2	25
70111	3/8-16	2	10
70205	1/2-13	1	25
70209	1/2-13	1-1/2	25
70211	1/2-13	2	10
70213	1/2-13	2-1/2	10
70215	1/2-13	3	10
70309	5/8-11	1-1/2	10
70311	5/8-11	2	10
70313	5/8-11	2-1/2	5
70315	5/8-11	3	5
70317	5/8-11	3-1/2	5
70710	1/4-20	Hex Nut	200
70711	5/16-18	Hex Nut	200
70712	3/8-16	hex Nut	100
70714	1/2-13	Hex Nut	100
70716	5/8-11	Hex Nut	100
71013	1/4	Flat Washer	200
71015	5/16	Flat Washer	200
71017	3/8	Flat Washer	100
71021	1/2	Flat Washer	100
71025	5/8	Flat Washer	100
71063	1/4	Lock Washer	200
71065	5/16	Lock Washer	200
71067	3/8	Lock Washer	100
71071	1/2	Lock Washer	100
71075	5/8	Lock Washer	100
63151		Fastenal Bolt Gauge	1

Metric 8.8 Zinc Plated Hex Head Cap Screw Assortment
Grade 8.8 - Coarse Thread
3375 piece

Use in conjunction with 40 hole bin #63001, sold separately. Includes Fastenal Bolt Gauge, to assist in identifying fasteners and thread pitch.

Part No.	UOM /Each
99007	^——

Assortment Includes:

Part No.	Description	Pkg. Qty.
38522	M4-0.7 x 10	100
38524	M4-0.7 x 16	100
38525	M4-0.7 x 20	100
38526	M4-0.7 x 25	100
38527	M4-0.7 x 30	100
38564	M6-1.0 x 16	50
38565	M6-1.0 x 20	50
38567	M6-1.0 x 30	50
38569	M6-1.0 x 40	50
38571	M6-1.0 x 50	50
38616	M8-1.25 x 25	50
38617	M8-1.25 x 30	50
38619	M8-1.25 x 40	50
38621	M8-1.25 x 50	50
38623	M8-1.25 x 60	50
38856	M10-1.5 x 30	25
38858	M10-1.5 x 40	50
38660	M10-1.5 x 50	25
38662	M10-1.5 x 60	25
38664	M10-1.5 x 70	25
38706	M12-1.75 x 30	25
38708	M12-1.75 x 40	25
38710	M12-1.75 x 50	25
38712	M12-1.75 x 60	25
38714	M12-1.75 x 70	25
40303	M4-0.7 Hex Nut	200
40305	M6-1.0 Hex Nut	200
40307	M8-1.75 Hex Nut	100
40308	M10-1.5 Hex Nut	100
40309	M12-1.75 Hex Nut	100
40353	M4- Flat Washer	200
40355	M6- Flat Washer	200
40357	M8- Flat Washer	100
40358	M10- Flat Washer	100
40359	M12- Flat Washer	100
40379	M4- Lock Washer	200
40381	M6- Lock Washer	200
40383	M8- Lock Washer	100
40384	M10- Lock Washer	100
40385	M12- Lock Washer	100
63151	Fastenal Bolt Gauge	1

Step One: Small Hand Assortments

Circle the items of interest and contact your local Fastenal Company representative.

Small Kits Available

Description	Part No.
Hex Cap Screw, Nut and Washer 240 Piece Assortment	0161611
Socket Head Cap Screw Plain 113 Piece Assortment	0161598
Socket Cap Screws	99100
Socket Set Screw Plain 130 Piece Assortment	0161599
Socket Self Screws	99102
Hex Nut and Washer Zinc 735 Piece Assortment	0161606
Fender Washer Zinc 86 Piece Assortment	0161605
Pan Phillips Head Machine Screw Zinc 520 Piece Assortment	0161607
Pan Phillips Head Machine Screw SS 360 Piece Assortment	0161608
Pan Phillips Sheet Metal Screw Zinc 320 Piece Assortment	0161609
Pan Phillips Sheet Metal Screw SS 237 Piece Assortment	0161610
Multi Purpose Screw	0166982
Multi Purpose Screw	0166983
Metric 8.8 HCS, Nut and Washer 201 Piece Assortment	0161612
Metric SHCS	99101
Metric Socket Set Screw Plain 135 Piece Assortment	0161600
Metric SSS	99103
3/16 Hex Head Concrete Screw 107 Piece Assortment	0161594
3/16 Flat Phillips Head Concrete Screw 107 Piece Assortment	0161595
1/4 Hex Head Concrete Screw 107 Piece Assortment	0161596
1/4 Flat Phillips Head Concrete Screw 107 Piece Assortment	0161597
Light Hollow Wall Anchor 116 Piece Assortment	0161604
Blind Rivet 300 Piece Assortment	0161603
Spring Pin Plain 140 Piece Assortment	0161601
Spring Pins	99105
Cotter Pin Zinc 250 Piece Assortment	0161602
Cotter Pins	99106
Hitch Pins	99107
Taper Pins	99111
Woodruff Keys	99104
O-Rings	99113
Ext. Retaining Ring	99108
Int. Retaining Ring	99109
Electrical Terminals	99114
Grease Fittings	99112
E-Clip	99110

Small Hand Assortments

Small Hand Assortments Cont.

Step Two: Drawer Assortments

63005

63372 (top)
63004 (middle)
63202 (bottom)

63002

Each assortment in this group requires three elements to be complete: Product, Insert Card and Drawer. Each item can be ordered separately. Every four drawers requires a Durham 4LR Rack, part # 63004.

Drawer Kits Available

Assortment Description	Product No.	Drawer No.	Insert Cards
Hex Cap Screws Grade 9	11101606	63006	9701732
Carriage Bolt	11101585	63012	9701711
Socket Head Cap Screws	99300	63007	99301
Socket Head Cap Screw Coarse	11101586	63006	9701712
Socket Head Cap Screw Fine	11101587	63006	9701713
Button Head Cap Screw Coarse	11101588	63012	9701714
Button Head Cap Screw Fine	11101589	63012	9701715
Flat Head Cap Screw Coarse	11101590	63005	9701716
Flat Head Cap Screw Fine	11101591	63012	9701717
Shoulder Bolt (Stripper)	11101592	63005	9701718
Socket Set Screws	99303	63005	99304
Round Sl MS	99324	63006	99325
Flat Phillips Machine Screw	11101597	63006	9701723
Pan Phillips Machine Screw	11101598	63006	9701724
Pan Sl SMS	99327	63006	99328
Pan Ph SMS	99330	63006	99331
Flat Phillips Sheet Metal Screw	11101596	63006	9701722
Pan Square Sheet Metal Screw	11101607	63006	9701733
Flat Square Sheet Metal Screw	11101608	63005	9701734
Tek Drill&Drill Screws	99333	63005	99334
Nut and Washers	99312	63007	99313
Jam Nut	1101595	63005	9701721
Nylon Insert Lock Nuts	99318	63012	99319
Nylock Nut Grade 8	11101594	63011	9701720
Top Lock Nut11101593	63005	9701719	
Reverse Lock Nuts	99315	63011	99316
Tooth Lock Washers	99321	63006	99322
Cotter Pins	99339	63006	99340
Spring Pins	99342	63007	99343
Dowel Pin	11101695	63006	9701731
Socket Head Cap Screw Coarse Stainless	11101600	63006	9701726
Socket Head Cap Screw Fine Stainless	11101601	63005	9701727
Socket Set Screw Stainless	11101599	63006	9701725
Stainless Steel Machine Screws and Nuts	99381	63006	99382
Stainless Steel Sheet Metal Screws	99384	63005	99385
Metric 8.8 HCS	99309	63006	99310
Metric Hex Cap Screw	11101602	63005	9701728
Metric Socket Head Cap Screws	99306	63006	99307
Metric Flat Head Socket Cap Screw	11101603	63012	9701729
Metric Hex Cap Screw Stainless	11101604	63006	9701730
Internal Retaining Ring	99345	63006	99346
External Retaining Ring	99348	63006	99349
O-Ring - Small Dia.	99351	63006	99352
O-Ring - Large Dia.	99354	63012	99355
Hitch Pin Clips	99366	63011	99367
Roller Chain Links	99363	63011	99364
Hose Clamps - Small Dia.	99357	62968	Not Required

Step Two: Drawer Assortments Cont.

Assortment Description	Product No.	Drawer No.	Insert Cards
Hose Clamps - Large Dia.	99360	62967	Not Required
Double Split Shaft Collars	99369	63011	99370
Cable Ties	99372	63376	99373
Vinyl Insulated Electrical Terminals	99375	63374	99376
3M® Wire Connectors	99378	63006	99379
Weld Rod trouble Shooter Kit	99387	63376	99388

Estimate Number of Drawers and Racks Required

Of those Drawer Assortments you selected above, add up the Number of Drawers assigned the following Drawer Numbers.

Drawer No.
63005
63006
63007
63011
63012
Total

Racks Needed

Divide **Total** by 4 and round up to estimate number of Racks needed.

Step Three: Large Bin Assortments

Circle the items of interest and contact your local Fastenal Company representative.

Bin Assortments Available

Description	Product Number	Bin Number
Gr 5 Z HCS NC	99000	63002
Gr 5 Z HCS NF	99003	63002
Gr 8 YZ HCS NC	99001	63002
Gr 8 YZ HCS NF	99002	63002
Gr 9 YZ HCS NC	11101375	63002
Socket Head Cap Screws	99004	63001
Stainless Steel HCS	99006	63001
Metric 8.8 Z HCS	99007	63001
Metric Socket Head Cap Screws	99005	63001

Estimate Number of Large Bins Required

Bin Part Numbers:
63002 = 72 Bin Slots
63001 = 40 Bin Slots

Flat Washers

AN960 C-Series

Stainless Steel - Passivated
Procurement Specification: FF-W-92

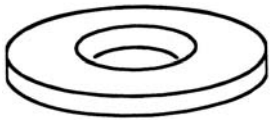

Dash No.	Screw Size	Nom. I.D.	Nom. O.D.	Thickness	UOM /100
-C2L	2	.099	.250	.016	^—
-C2	2	.099	.250	.032	—
-C3L	3	.105	.250	.016	—
-C3	3	.105	.250	.032	—
-C4L	4	.125	.312	.016	—
-C4	4	.125	.312	.032	—
-C5	5	.140	.438	.042	—
-C6L	6	.149	.375	.016	—
-C6	6	.149	.375	.032	—
-C8L	8	.174	.375	.016	—
-C8	8	.174	.375	.032	—
-C9	8	.188	.500	.049	—
-C10LL	10	.203	.438	.016	—
-C10L	10	.203	.438	.032	—
-C10	10	.203	.438	.063	—
-C11	10	.234	.625	.065	—
-C416L	1/4	.265	.500	.032	—
-C416	1/4	.265	.500	.063	—
-C516L	5/16	.328	.562	.032	—
-C516	5/16	.328	.562	.063	—
-C616LL	3/8	.390	.625	.016	—
-C616L	3/8	.390	.625	.032	—
-C616	3/8	.390	.625	.063	—
-C716LL	7/16	.453	.750	.016	—
-C716L	7/16	.453	.750	.032	—
-C716	7/16	.453	.750	.063	—
-C816L	1/2	.515	.875	.032	—
-C816	1/2	.515	.875	.063	—
-C916L	9/16	.578	1.062	.032	—
-C916	9/16	.578	1.062	.063	—
-C1016L	5/8	.640	1.188	.032	—
-C1016	5/8	.640	1.188	.063	—
-C1216L	3/4	.765	1.312	.032	—
-C1216	3/4	.765	1.312	.090	—
-C1416L	7/8	.890	1.500	.032	—
-C1416	7/8	.890	1.500	.090	—
-C1616L	1	1.015	1.750	.032	—
-C1616	1	1.015	1.750	.090	—
-C17161	1-1/16	1.078	1.812	.090	—
-C18161	1-1/8	1.140	1.875	.090	—
-C20161	1-1/4	1.265	2.000	.090	—
-C21161	1-5/16	1.328	2.062	.090	—

MS15795, General Purpose

Stainless Steel (300 Series) - Passivated
Procurement Specification: FF-W-92

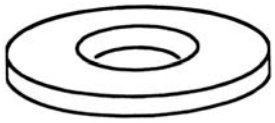

Dash No.	Screw Size	Nom. I.D.	Nom. O.D.	Thickness	UOM /100
-801	0	.078	.188	.020	^—
-844	0	.094	.218	.020	—
-802	2	.094	.250	.020	—
-803	4	.125	.250	.022	—
-804	4	.125	.312	.032	—
-805	6	.156	.312	.035	—
-806	6	.156	.375	.049	—
-845	8	.172	.281	.031	—
-856	8	.172	.312	.031	—
-807	8	.188	.375	.049	—
-841	8	.188	.438	.049	—
-846	10	.203	.375	.020	—
-847	10	.203	.562	.032	—
-848	10	.203	.562	.063	—
-849	10	.203	.625	.040	—
-857	10	.203	.734	.035	—
-850	10	.203	1.062	.020	—
-808	10	.219	.438	.049	—
-842	10	.219	.500	.049	—
-809	12	.250	.562	.065	—
-851	12	.250	.688	.070	—
-852	1/4	.266	.625	.032	—
-853	1/4	.266	.688	.050	—
-858	1/4	.266	.458	.036	—
-810	1/4	.281	.625	.065	—
-854	1/4	.296	.438	.032	—
-811	1/4	.312	.734	.065	—
-812	5/16	.344	.688	.065	—
-813	5/16	.375	.875	.083	—
-814	3/8	.406	.812	.065	—
-815	3/8	.438	1.000	.083	—
-816	7/16	.469	.922	.065	—
-817	7/16	.500	1.250	.083	—
-818	1/2	.531	1.062	.095	—
-855	1/2	.531	1.250	.100	—
-819	1/2	.562	1.375	.109	—
-843	1/2	.594	1..469	.100	—
-840	1/2	.604	1.469	.100	—
-820	5/8	.656	1.312	.095	—
-821	5/8	.688	1.750	.134	—
-822	3/4	.812	1.469	.134	—
-823	3/4	.812	2.000	.148	—
-824	7/8	.938	1.750	.134	—
-825	7/8	.938	2.250	.165	—
-826	1	1.062	2.000	.134	—
-827	1	1.062	2.500	.165	—
-828	1-1/4	1.250	2.750	.165	—
-829	1-3/8	1.375	3.000	.165	—
-830	1-1/2	1.500	3.250	.180	—
-831	1-5/8	1.625	3.500	.180	—

NAS620 C-Series

Stainless Steel-Passivated-Reduced Outside Diameter

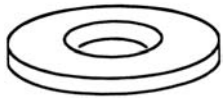

Dash No.	Screw Size	Nom. I.D.	Nom. O.D.	Thickness	UOM /100
-C0	0	.063	.099	.016	^—
-C2	2	.089	.149	.016	—
-C3L	3	.102	.180	.016	—
-C3	3	.102	.180	.032	—
-C4L	4	.115	.209	.016	—
-C4	4	.115	.209	.032	—
-C5L	5	.128	.238	.016	—
-C5	5	.128	.238	.032	—
-C6L	6	.143	.267	.016	—
-C6	6	.143	.267	.032	—
-C8L	8	.169	.304	.016	—
-C8	8	.169	.304	.032	—
-C10L	10	.195	.354	.032	—
-C10	10	.195	.354	.063	—
-C416L	1/4	.255	.468	.032	—
-C416	1/4	.255	.468	.063	—

AN960

Carbon Steel-Cadmium Plated

Procurement Specification: FF-W-92

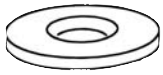

Also Available:
AN960D - Aluminum Alloy 2024, Unfinished
AN960KD - Aluminum Alloy 2024, Anodized
AN960C - Corrosion Resistant Steel, Passivated
AN960XC - Corrosion Resistant Steel, Black Oxide

Dash No.	Screw Size	Nom. I.D.	Nom. O.D.	Thickness	UOM /100
-2	2	.099	.250	.032	^—
-2L	2	.099	.250	.016	—
-3	3	.105	.250	.032	—
-3L	3	.105	.250	.016	—
-4	4	.125	.312	.032	—
-4L	4	.125	.312	.016	—
-5	5	.140	.438	.042	—
-6	6	.149	.375	.032	—
-6L	6	.149	.375	.016	—
-8	8	.174	.375	.032	—
-8L	8	.174	.375	.016	—
-9	8	.188	.500	.049	—
-10	10	.203	.438	.063	—
-10L	10	.203	.438	.032	—
-11	10	.234	.625	.065	—
-416	1/4	.265	.500	.063	—
-416L	1/4	.265	.500	.032	—
-516	5/16	.328	.562	.063	—
-516L	5/16	.328	.562	.032	—
-616	3/8	.390	.625	.063	—
-616L	3/8	.390	.625	.032	—
-616LL	3/8	.390	.625	.016	—
-716	7/16	.453	.750	.063	—
-716L	7/16	.453	.750	.032	—
-816	1/2	.515	.875	.063	—
-816L	1/2	.515	.875	.032	—
-916	9/16	.578	1.062	.063	—
-916L	9/16	.578	1.062	.032	—
-1016	5/8	.640	1.188	.063	—
-1016L	5/8	.640	1.188	.032	—
-1216	3/4	.765	1.312	.090	—
-1216L	3/4	.765	1.312	.032	—
-1416	7/8	.890	1.500	.090	—
-1416L	7/8	.890	1.500	.032	—

AN960

Carbon Steel-Cadmium Plated Cont.

Dash No.	Screw Size	Nom. I.D.	Nom. O.D.	Thickness	UOM /100
-1616	1	1.015	1.750	.090	—
-1616L	1	1.015	1.750	.032	—
-1716	1-1/16	1.078	1.812	.090	—
-1716L	1-1/16	1.078	1.812	.032	—
-1816	1-1/8	1.140	1.875	.090	—
-1816L	1-1/8	1.140	1.875	.032	—
-2016	1-1/4	1.265	2.000	.090	—
-2016L	1-1/4	1.265	2.000	.032	—
-2116	1-5/16	1.328	2.062	.090	—
-2116L	1-5/16	1.328	2.062	.032	—

MS27183, General Purpose Carbon Steel - Cadmium Plated

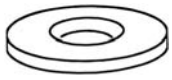

Dash No.	Nom. I.D.	Nom. O.D.	Thickness	UOM /100
-1	.078	.188	.020	^—
-2	.094	.250	.020	—
-3	.125	.250	.022	—
-4	.125	.312	.032	—
-5	.156	.312	.035	—
-43	.156	.250	.016	—
-6	.156	.375	.049	—
-7	.188	.375	.049	—
-41	.188	.438	.049	—
-8	.219	.438	.049	—
-42	.219	.500	.049	—
-44	.125	.375	.032	—
-45	.141	.281	.032	—
-46	.188	.500	.065	—
-47	.219	.365	.032	—
-48	.250	.938	.065	—
-49	.250	.562	.032	—
-50	.250	.625	.032	—
-9	.250	.562	.065	—
-10	.281	.625	.065	—
-51	.250	1.000	.065	—
-52	.281	.734	.065	—
-11	.312	.734	.065	—
-12	.344	.688	.065	—
-13	.375	.875	.083	—
-53	.312	.875	.065	—
-54	.312	.500	.035	—
-55	.375	.734	.083	—
-56	.375	.625	.035	—
-57	.406	.875	.063	—
-58	.412	.625	.032	—
-14	.406	.812	.065	—
-15	.438	1.000	.083	—
-59	.438	1.365	.083	—
-60	.438	.845	.065	—
-61	.438	1.625	.065	—
-62	.469	.734	.065	—
-16	.469	.922	.065	—
-17	.500	1.250	.083	—
-18	.531	1.062	.095	—
-19	.562	1.375	.109	—
-20	.594	1.156	.095	—
-63	.656	2.125	.095	—
-21	.656	1.312	.095	—
-22	.688	1.750	.134	—
-23	.812	1.469	.134	—
-24	.812	2.000	.148	—
-25	.938	1.750	.134	—
-26	.938	2.250	.165	—
-27	1.062	2.00	.134	—
-28	1.062	2.500	.165	—
-29	1.250	2.750	.165	—
-30	1.375	3.000	.165	—
-31	1.500	3.250	.180	—
-32	1.625	3.500	.180	—

Special items, lead times and minimums apply.

If its not on our shelf...we'll make it!
Ask the local store to quote your threaded and machined parts.

Flat Washers, Lock Washers, Machine Screws

Flat Washers Cont.

NAS620

Carbon Steel, Cadmium Plated, Reduced Outside Diameter

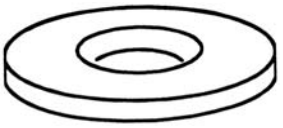

Dash No.	Screw Size	Nom. I.D.	Nom. O.D.	Thickness
-0	0	.063	.099	.016
-2	2	.089	.149	.016
-3L	3	.102	.180	.016
-3	3	.102	.180	.032
-4L	4	.115	.209	.016
-4	4	.115	.209	.032
-5L	5	.128	.238	.016
-5	5	.128	.238	.032
-6L	6	.143	.267	.016
-6	6	.143	.267	.032
-8L	8	.169	.304	.016
-8	8	.169	.304	.032
-10L	10	.195	.354	.032
-10	10	.195	.354	.063
-416L	1/4	.255	.468	.032
-416	1/4	.255	.468	.063

Lock Washers

MS35338 - Helical, Regular Medium Series

Carbon Steel, Grade 1060 Thru 1080 - Per ASTM A29.

NOTE: Parts may be Cadmium or Zinc Plated at the discretion of the manufacturer.

Dash No.	Nom. Size
-39	2 (.086)
-40	4 (.112)
-41	6 (.138)
-42	8 (.164)
-43	10 (.190)
-44	1/4 (.250)
-45	5/16 (.312)
-46	3/8 (.375)
-47	7/16 (.437)
-48	1/2 (.500)
-49	9/16 (.562)
-50	5/8 (.625)
-51	3/4 (.750)
-52	7/8 (.875)
-53	1 (1.000)
-54	1-1/8 (1.125)
-55	1-1/4 (1.250)
-56	1-3/8 (1.375)
-57	1-1/2 (1.500)

Nickel-Cooper-Aluminum Per QQ-N-286 (UMS N05500)

Dash No.	Nom. Size
-115	2 (.086)
-116	4 (.112)
-117	6 (.138)
-118	8 (.164)
-119	10 (.190)
-120	1/4 (.250)
-121	5/16 (.312)
-122	3/8 (.375)
-123	7/16 (.437)
-124	1/2 (.500)
-125	9/16 (.562)
-126	5/8 (.625)
-127	3/4 (.750)
-128	7/8 (.875)
-129	1 (1.000)
-130	1-1/8 (1.125)
-131	1-1/4 (1.250)
-132	1-3/8 (1.375)
-133	1-1/2 (1.500)

Stainless Steel - (Non-Magnetic) Thru 1/4", 316 Stainless (UNS S31600) Greater Than 1/4", 300 Stainless

Dash No.	Nom. Size
-134	2 (.086)
-135	4 (.112)
-136	6 (.138)
-137	8 (.164)
-138	10 (.190)
-139	1/4 (.250)
-140	5/16 (.312)
-141	3/8 (.375)
-142	7/16 (.437)
-143	1/2 (.500)
-144	9/16 (.562)
-145	5/8 (.625)
-146	3/4 (.750)
-147	7/8 (.875)
-148	1 (1.000)
-149	1-1/8 (1.125)
-150	1-1/4 (1.250)
-151	1-3/8 (1.375)
-152	1-1/2 (1.500)

Stainless Steel-(Magnetic)-Grade 420 (UNS S42000)

Dash No.	Nom. Size
-153	2 (.086)
-154	4 (.112)
-155	6 (.138)
-156	8 (.164)
-157	0 (.190)
-158	1/4 (.250)
-159	5/16 (.312)
-160	3/8 (.375)
-161	7/16 (.437)
-162	1/2 (.500)
-163	9/16 (.562)
-164	5/8 (.625)
-165	3/4 (.750)
-166	7/8 (.875)
-167	1 (1.000)
-168	1-1/8 (1.125)
-169	1-1/4 (1.250)
-170	1-3/8 (1.375)
-171	1-1/2 (1.500)

Machine Screws

MS24693C - Phillips Flat Head (100° Countersunk)

Stainless Steel - (Passivated)
Procurement Specification: FF-S-92, Type III, Style 3C
Coarse Thread

Dash No.	Size	Length
-1	4-40	3/16
-2	4-40	1/4
-3	4-40	5/16
-4	4-40	3/8
-5	4-40	7/16
-6	-40	1/2
-7	4-40	5/8
-8	4-40	3/4
-9	4-40	7/8
-10	4-40	1
-11	4-40	1-1/8
-12	4-40	1-1/4
-14	4-40	1-1/2
-23	6-32	3/16
-24	6-32	1/4
-25	6-32	5/16
-26	6-32	3/8
-27	6-32	7/16
-28	6-32	1/2
-29	6-32	5/8
-30	6-32	3/4
-31	6-32	7/8
-32	6-32	1
-34	6-32	1-1/4
-36	6-32	1-1/2
-40	6-32	2
-42	6-32	2-1/2
-46	8-32	1/4
-47	8-32	5/16

MS24693C - Phillips Flat Head (100° Countersunk) Cont.

Dash No.	Size	Length
-48	8-32	3/8
-49	8-32	7/16
-50	8-32	1/2
-51	8-32	5/8
-52	8-32	3/4
-53	8-32	7/8
-54	8-32	1
-55	8-32	1-1/8
-56	8-32	1-1/4
-58	8-32	1-1/2
-60	8-32	1-3/4
-62	8-32	2
-64	8-32	2-1/2
-69	10-24	5/16
-70	10-24	3/8
-71	10-24	7/16
-72	10-24	1/2
-73	10-24	5/8
-74	10-24	3/4
-75	10-24	7/8
-76	10-24	1
-78	10-24	1-1/4
-80	10-24	1-1/2
-84	10-24	2
-92	1/4-20	3/8
-94	1/4-20	1/2
-95	1/4-20	5/8
-96	1/4-20	3/4
-98	1/4-20	1
-99	1/4-20	1-1/8
-100	/4-20	1-1/4

Stainless Steel - (Passivated) Procurement Specification: FF-S-92, Type III, Style 3C Fine Thread

Dash No.	Size	Length
-268	10-32	1/4
-269	10-32	5/16
-270	10-32	3/8
-271	10-32	7/16
-272	10-32	1/2
-273	10-32	5/8
-274	10-32	3/4
-275	10-32	7/8
-276	10-32	1
-277	10-32	1-1/8
-278	10-32	1-1/4
-279	10-32	1-3/8
-280	10-32	1-1/2
-281	10-32	1-5/8
-282	10-32	1-3/4
-284	10-32	2
-285	10-32	2-1/4
-286	10-32	2-1/2
-292	1/4-28	3/8
-293	1/4-28	7/16
-294	1/4-28	1/2
-295	1/4-28	5/8
-296	1/4-28	3/4
-297	1/4-28	7/8
-298	1/4-28	1
-299	1/4-28	1-1/8
-300	1/4-28	1-1/4
-301	1/4-28	1-3/8
-302	1/4-28	1-1/2
-303	1/4-28	1-5/8
-304	1/4-28	1-3/4
-305	1/4-28	1-7/8
-306	1/4-28	2

MS51957 - Phillips Pan

Stainless Steel - (Passivated)
Procurement Specification FF-S-92, Type III, Style 9C

Dash No.	Size	Length
-1	2-56	1/8
-2	2-56	3/16
-3	2-56	1/4
-4	2-56	5/16
-5	2-56	3/8
-6	2-56	7/16
-7	2-56	1/2
-141	2-56	9/16
-8	2-56	5/8
-9	2-56	3/4
-10	2-56	7/8
-142	2-56	1
-11	4-40	1/8
-12	4-40	3/16
-13	4-40	1/4
-14	4-40	5/16
-15	4-40	3/8
-16	4-40	7/16
-17	4-40	1/2

Machine Screws Cont.

Dash No.	Size	Length
-18	4-40	5/8
-19	4-40	3/4
-20	4-40	7/8
-21	4-40	1
-22	4-40	1-1/4
-23	4-40	1-1/2
-24	6-32	1/8
-25	6-32	3/16
-26	6-32	1/4
-27	6-32	5/16
-28	6-32	3/8
-29	6-32	7/16
-30	6-32	1/2
-31	6-32	5/8
-32	6-32	3/4
-33	6-32	7/8
-34	6-32	1
-35	6-32	1-1/4
-36	6-32	1-1/2
-37	6-32	1-3/4
-38	6-32	2
-39	8-32	1/8
-40	8-32	3/16
-41	8-32	1/4
-42	8-32	5/16
-43	8-32	3/8
-44	8-32	7/16
-45	8-32	1/2
-46	8-32	5/8
-47	8-32	3/4
-48	8-32	7/8
-49	8-32	1
-50	8-32	1-1/4
-51	8-32	1-1/2
-52	8-32	1-3/4
-53	8-32	2
-54	8-32	2-1/4
-55	8-32	2-1/2
-56	8-32	2-3/4
-57	8-32	3
-58	10-24	3/16
-59	10-24	1/4
-60	10-24	5/16
-61	10-24	3/8
-62	10-24	7/16
-63	10-24	1/2
-64	0-24	5/8
-65	10-24	3/4
-66	10-24	7/8
-67	10-24	1
-68	10-24	1-1/4
-69	10-24	1-1/2
-70	0-24	1-3/4
-71	10-24	2
-72	10-24	2-1/4
-73	10-24	2-1/2
-76	1/4-20	5/16
-77	1/4-20	3/8
-78	1/4-20	7/16
-79	1/4-20	1/2
-80	1/4-20	5/8
-81	1/4-20	3/4
-82	1/4-20	7/8
-83	1/4-20	1
-84	1/4-20	1-1/4
-85	1/4-20	1-1/2
-86	1/4-20	1-3/4
-87	1/4-20	2
-88	1/4-20	2-1/4
-89	1/4-20	2-1/2
-90	1/4-20	2-3/4
-91	1/4-20	3

Solid Rivets

MS20470 - Universal Head

2117-T4 Aluminum Alloy

Dash No.	Size	Length
AD2-3	1/16	.188
AD2-4	1/16	.250
AD2-5	1/16	.312
AD2-6	1/16	.375
AD2-7	1/16	.438
AD2-8	1/16	.500
AD2-9	1/16	.562
AD2-10	1/16	.625
AD2-12	1/16	.750
AD2-14	1/16	.875
AD2-16	1/16	1.000
AD2-18	1/16	1.125
AD2-20	1/16	1.250
AD3-3	3/32	.188
AD3-4	3/32	.250
AD3-5	3/32	.312
AD3-6	3/32	.375
AD3-7	3/32	.438
AD3-8	3/32	.500
AD3-9	3/32	.562
AD3-10	3/32	.625
AD3-12	3/32	.750
AD3-14	3/32	.875
AD3-16	3/32	1.000
AD3-18	3/32	1.125
AD3-20	3/32	1.250
AD3-22	3/32	1.375
AD4-3	1/8	.188
AD4-4	1/8	.250
AD4-5	1/8	.312
AD4-6	1/8	.375
AD4-7	/8	.438
AD4-8	1/8	.500
AD4-9	1/8	.562
AD4-10	1/8	.625
AD4-11	/8	.687
AD4-12	1/8	.750
AD4-14	1/8	.875
AD4-16	1/8	1.000
AD4-18	1/8	1.125
AD4-20	1/8	1.250
AD4-22	1/8	1.375
AD4-24	1/8	1.500
AD5-4	5/32	.250
AD5-5	5/32	.312
AD5-6	5/32	.375
AD5-7	5/32	.438
AD5-8	5/32	.500
AD5-9	5/32	.562
AD5-10	5/32	.625
AD5-11	5/32	.687
AD5-12	5/32	.750
AD5-14	5/32	.875
AD5-16	5/32	1.000
AD5-17	5/32	1.062
AD5-18	5/32	1.125
AD5-19	5/32	1.187
AD5-20	5/32	1.250
AD5-22	5/32	1.375
AD5-24	5/32	1.625
AD5-28	5/32	1.750
AD6-3	3/16	.187
AD6-4	3/16	.250
AD6-6	3/16	.312
AD6-7	3/16	.375
AD6-8	3/16	.500
AD6-9	3/16	.562

Dash No.	Size	Length
AD6-10	3/16	.625
AD6-11	3/16	.687
AD6-12	3/16	.750
AD6-13	3/16	.812
AD6-14	3/16	.875
AD6-16	3/16	1.000
AD6-18	3/16	1.125
AD6-20	3/16	1.250
AD6-22	3/16	1.375
AD6-24	3/16	1.500
AD6-28	3/16	1.750
AD6-32	3/16	2.000
AD6-34	3/16	2.125
AD6-40	3/16	2.500
AD6-48	3/16	3.000
AD7-6	7/32	.375
AD7-7	7/32	.538
AD7-8	7/32	.500
AD7-9	7/32	.562
AD7-10	7/32	.625
AD7-12	7/32	.750
AD7-14	7/32	.875
AD7-16	7/32	1.000
AD7-18	7/32	1.125
AD7-20	7/32	1.250
AD7-22	7/32	1.375
AD7-24	7/32	1.500
AD7-26	7/32	1.625
AD7-28	7/32	1.750
AD7-32	7/32	2.000
AD7-40	7/32	2.500
AD7-48	7/32	3.000
AD7-56	7/32	3.500

Hex Head Cap Screw

MS35307 -Coarse Thread

Stainless Steel (Passivated)

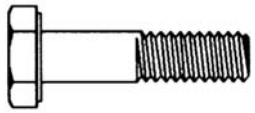

Length	1/4 Dash No.	5/16 Dash No.	3/8 Dash No.	1/2 Dash No.
1/2	-303	-329	9900566	
9/16	-304			
5/8	-305	-331	-357	
3/4	-306	-332	-358	-407
7/8	-307	-333	-359	-408
1	-308	-334	-360	-409
1-1/8	-309	-335	-361	-410
1-1/4	-310	-336	-362	-411
1-3/8	-311	-337	-363	-412
1-1/2	-312	-338	-364	-413
1-3/4	-313	-339	-365	-414
2	-314	-340	-366	-415
2-1/4	-315	-341	-367	-416
2-1/2	-316	-342	-368	-417
2-3/4	-317	-343	-369	-418
3	-318	-344	-370	-419

MS35308 - Fine Thread

Stainless Steel (Passivated)

Length	1/4 Dash No.	5/16 Dash No.	3/8 Dash No.
1/2	-303	-329	
9/16	-304		
5/8	-305	-331	-357
3/4	-306	-332	-358
7/8	-307	-333	-359
1	-308	-334	-360
1-1/8	-309	-335	-361
1-1/4	-310	-336	-362
1-3/8	-311	-337	-363
1-1/2	-312	-338	-364
1-3/4	-313	-339	-365
2	-314	-366	
2-1/4	-315	-341	-367
2-1/2	-316	-342	-368

If its not on our shelf...we'll make it!
Ask the local store to quote your threaded and machined parts.

Hex Head Cap Screw

Hex Head Cap Screw Cont.

MS90725 - Grade 5

Grade 5 Steel per FF-S-85, Type II, Style 10P
UNC-2A Thread Fit per Handbook H28
Cadmium Plated per Procurement Specification

Material - Medium Carbon Steel, Grade 5, in accordance with FF-S-85 and SAE J429. Mechanical Properties can be found in the Technical Reference section of this Catalog.

Protective Coating - Cadmium plating in accordance with QQ-P-416 and Procurement Specification FF-S-85.

Threads - Thread acceptability per FED-STD-H28/20, System 21.

Head Marking - Heads marked in accordance with MIL-HDBK-131.

Supersedes:
MS35289,MS35291,MS35293, MS35295 in part, MS35297 and MS35299.

Dash No.	Diameter	Length
-1	1/4-20	3/8
-2	1/4-20	7/16
-3	1/4-20	1/2
-4	1/4-20	9/16
-5	1/4-20	5/8
-6	1/4-20	3/4
-7	1/4-20	7/8
-8	1/4-20	1
-9	1/4-20	1-1/8
-10	1/4-20	1-1/4
-11	1/4-20	1-3/8
-12	1/4-20	1-1/2
-13	1/4-20	1-3/4
-14	1/4-20	2
-15	1/4-20	2-1/4
-16	1/4-20	2-1/2
-17	1/4-20	2-3/4
-18	1/4-20	3
-19	1/4-20	3-1/4
-20	1/4-20	3-1/2
-21	1/4-20	3-3/4
-22	1/4-20	4
-23	1/4-20	4-1/4
-24	1/4-20	4-1/2
-25	1/4-20	4-3/4
-26	1/4-20	5
-27	5/16-18	3/8
-28	5/16-18	7/16
-29	5/16-18	1/2
-30	5/16-18	9/16
-31	5/16-18	5/8
-32	5/16-18	3/
-33	5/16-18	7/8
-34	5/16-18	1
-35	5/16-18	1-1/8
-36	5/16-18	1-1/4
-37	5/16-18	1-3/8
-38	5/16-18	1-1/2
-39	5/16-18	1-3/4

Dash No.	Diameter	Length
-40	5/16-18	2
-41	5/16-18	2-1/4
-42	5/16-18	2-1/2
-43	5/16-18	2-3/4
-44	5/16-18	3
-45	5/16-18	3-1/4
-47	5/16-18	3-3/4
-48	5/16-18	4
-49	5/16-18	4-1/4
-50	5/16-18	4-1/2
-51	5/16-18	4-3/4
-52	5/16-18	5
-53	3/8-16	3/8
-54	3/8-16	7/16
-55	3/8-16	1/2
-56	3/8-16	9/16
-57	3/8-16	5/8
-58	3/8-16	3/4
-59	3/8-16	7/8
-60	3/8-16	1
-61	3/8-16	1-1/8
-62	3/8-16	1-1/4
-63	3/8-16	1-3/8
-64	3/8-16	1-1/2
-65	3/8-16	1-3/4
-66	3/8-16	2
-67	3/8-16	2-1/4
-68	3/8-16	2-1/2
-69	3/8-16	2-3/4
-70	3/8-16	3
-71	3/8-16	3-1/4
-72	3/8-16	3-1/2
-73	3/8-16	3-3/4
-74	3/8-16	4
-75	3/8-16	4-1/4
-76	3/8-16	4-1/2
-77	3/8-16	4-3/4
-78	3/8-16	5

Special items, lead times and minimums apply.

Dash No.	Diameter	Length
-79	7/16-14	7/16
-80	7/16-14	1/2
-81	7/16-14	9/16
-82	7/16-14	5/8
-83	7-16-14	3/4
-84	7/16-14	7/8
-85	7/16-14	1
-86	7/16-14	1-1/8
-87	7/16-14	1-1/4
-88	7/16-14	1-3/8
-89	7/16-14	1-1/2
-90	7/16-14	1-3/4
-91	7/16-14	2
-92	7/16-14	2-1/4
-93	7/16-14	2-1/2
-94	7/16-14	2-3/4
-95	7/16-14	3
-96	7/16-14	3-1/4
-97	7/16-14	3-1/2
-98	7/16-14	3-3/4
-99	7/16-14	4
-100	7/16-14	4-1/4
-101	7/16-14	4-1/2
-102	7/16-14	4-3/4
-103	7/16-14	5
-104	1/2-13	1/2
-105	1/2-13	9/16
-106	1/2-13	5/8
-107	1/2-13	3/4
-108	1/2-13	7/8
-109	1/2-13	1
-110	1/2-13	1-1/8
-111	1/2-13	1-1/4
-112	1/2-13	1-3/8
-113	1/2-13	1-1/2
-114	1/2-13	1-3/4
-115	1/2-13	2
-116	1/2-13	2-1/4
-117	1/2-13	2-1/2
-118	1/2-13	2-3/4
-119	1/2-13	3
-120	1/2-13	3-1/4
-121	1/2-13	3-1/2
-122	1/2-13	3-3/4
123	1/2-13	4
124	1/2-13	4-1/4
125	1/2-13	4-1/2
126	1/2-13	4-3/4
127	1/2-13	5
128	1/2-13	5-1/2
129	1/2-13	6

Special items, lead times and minimums apply.

Dash No.	Diameter	Length
-130	9/16-12	9/16
-131	9/16-12	5/8
-132	9/16-12	3/4
-133	9/16-12	7/8
-134	9/16-12	1
-135	9/16-12	1-1/8
-136	9/16-12	1-1/4
-137	9/16-12	1-3/8
-138	9/16-12	1-1/2
-139	9/16-12	1-3/4
-140	9/16-12	2
-141	9/16-12	2-1/4
-142	9/16-12	2-1/2
-143	9/16-12	2-3/4
-144	9/16-12	3
-145	9/16-12	3-1/4
-146	9/16-12	3-1/2
-147	9/16-12	3-3/4
-148	9/16-12	4
-149	9/16-12	4-1/4
-150	9/16-12	4-1/2
-151	9/16-12	4-3/4
-152	9/16-12	5
-153	9/16-12	5-1/2
-154	9/16-12	6
-155	5/8-11	5/8
-156	5/8-11	3/4
-157	5/8-11	7/8
-158	5/8-11	1
-159	5/8-11	1-1/8
-160	5/8-11	1-1/4
-161	5/8-11	1-3/8
-162	5/8-11	1-1/2
-163	5/8-11	1-3/4
-164	5/8-11	2
-165	5/8-11	2-1/4
-166	5/8-11	2-1/2
-167	5/8-11	2-3/4
-168	5/8-11	3
-169	5/8-11	3-1/4
-170	5/8-11	3-1/2
-171	5/8-11	3-3/4
-172	5/8-11	4
-173	5/8-11	4-1/4
-174	5/8-11	4-1/2
-175	5/8-11	4-3/4
-176	5/8-11	5
-177	5/8-11	5-1/2
-178	3/4-10	6
-179	3/4-10	3/4
-180	3/4-10	7/8
-181	3/4-10	1
-182	3/4-10	1-1/8
-183	3/4-10	1-1/4
-184	3/4-10	1-3/8
-185	3/4-10	1-1/2
-186	3/4-10	1-3/4
-187	3/4-10	2
-188	3/4-10	2-1/4
-189	3/4-10	2-1/2
-190	3/4-10	2-3/4

Hex Head Cap Screw Cont.

Dash No.	Diameter	Length
-191	3/4-10	3
-192	3/4-10	3-1/4
-193	3/4-10	3-1/2
-194	3/4-10	3-3/4
-195	3/4-10	4
-196	3/4-10	4-1/4
-197	3/4-10	4-1/2
-198	3/4-10	4-3/4
-199	3/4-10	5
-200	3/4-10	5-1/2
-201	3/4-10	6
-202	7/8-9	7/8
-203	7/8-9	1
-204	7/8-9	1-1/8
-205	7/8-9	1-1/4
-206	7/8-9	1-3/8
-207	7/8-9	1-1/2
-208	7/8-9	1-3/4
-209	7/8-9	2
-210	7/8-9	2-1/4
-211	7/8-9	2-1/2
-212	7/8-9	2-3/4
-213	7/8-9	3
-214	7/8-9	3-1/4
-215	7/8-9	3-1/2
-216	7/8-9	3-3/4
-217	7/8-9	4
-218	7/8-9	4-1/4
-219	7/8-9	4-1/2
-220	7/8-9	4-3/4
-221	7/8-9	5
-222	7/8-9	5-1/2
-223	7/8-9	6
-224	1-8	1
-225	1-8	1-1/8
-226	1-8	1-1/4
-227	1-8	1-3/8
-228	1-8	1-1/2
-229	1-8	1-3/4
-230	1-8	2
-231	1-8	2-1/4
-232	1-8	2-1/2
-233	1-8	2-3/4
-234	1-8	3
-235	1-8	3-1/4
-236	1-8	3-1/2
-237	1-8	3-3/4
-238	1-8	4
-239	1-8	4-1/4
-240	1-8	4-1/2
-241	1-8	4-3/4
-242	1-8	5
-243	1-8	5-1/2
-244	1-8	6
-245	1-1/8-7	1-1/8
-246	1-1/8-7	1-1/4
-247	1-1/8-7	1-3/8
-248	1-1/8-7	1-1/2
-249	1-1/8-7	1-3/4
-250	1-1/8-7	2
-251	1-1/8-7	2-1/4
-252	1-1/8-7	2-1/2
-253	1-1/8-7	2-3/4
-254	1-1/8-7	3
-255	1-1/8-7	3-1/4
-256	1-1/8-7	3-1/2
-257	1-1/8-7	3-3/4
-258	1-1/8-7	4
-259	1-1/8-7	4-1/4
-260	1-1/8-7	4-1/2
-261	1-1/8-7	4-3/4
-262	1-1/8-7	5
-263	1-1/8-7	5-1/2
-264	1-1/8-7	6
-265	1-1/4-7	1-1/4
-266	1-1/4-7	1-3/8
-267	1-1/4-7	1-1/2
-268	1-1/4-7	1-3/4
-269	1-1/4-7	2
-270	1-1/4-7	2-1/4
-271	1-1/4-7	2-1/2
-272	1-1/4-7	2-3/4
-273	1-1/4-7	3
-274	1-1/4-7	3-1/4
-275	1-1/4-7	3-1/2
-276	1-1/4-7	3-3/4
-277	1-1/4-7	4
-278	1-1/4-7	4-1/4
-279	1-1/4-7	4-1/2
-280	1-1/4-7	4-3/4
-281	1-1/4-7	5
-282	1-1/4-7	5-1/2
-283	1-1/4-7	6
-284	1-3/8-6	1-3/8
-285	1-3/8-6	1-1/2
-286	1-3/8-6	1-3/4
-287	1-3/8-6	2
-288	1-3/8-6	2-1/4
-289	1-3/8-6	2-1/2
-290	1-3/8-6	2-3/4
-291	1-3/8-6	3
-292	1-3/8-6	3-1/4
-293	1-3/8-6	3-1/2
-294	1-3/8-6	3-3/4
-295	1-3/8-6	4
-296	1-3/8-6	4-1/4
-297	1-3/8-6	4-1/2
-298	1-3/8-6	4-3/4
-299	1-3/8-6	5
-300	1-3/8-6	5-1/2
-301	1-3/8-6	6
-302	1-1/2-6	1-1/2
-303	1-1/2-6	1-3/4
-304	1-1/2-6	2
-305	1-1/2-6	2-1/4
-306	1-1/2-6	2-1/2
-307	1-1/2-6	2-3/4
-308	1-1/2-6	3
-309	1-1/2-6	3-1/4
-310	1-1/2-6	3-1/2
-311	1-1/2-6	3-3/4
-312	1-1/2-6	4
-313	1-1/2-6	4-1/4
-314	1-1/2-6	4-1/2
-315	1-1/2-6	4-3/4
-316	1-1/2-6	5
-317	1-1/2-6	5-1/2
-318	1-1/2-6	6
-319	1-3/4-5	1-3/4
-320	1-3/4-5	2
-321	1-3/4-5	2-1/4
-322	1-3/4-5	2-1/2
-323	1-3/4-5	2-3/4
-324	1-3/4-5	3
-325	1-3/4-5	3-1/4
-326	1-3/4-5	3-1/2
-327	1-3/4-5	3-3/4
-328	1-3/4-5	4
-329	1-3/4-5	4-1/4
-330	1-3/4-5	4-1/2
-331	1-3/4-5	4-3/4
-332	1-3/4-5	5
-333	1-3/4-5	5-1/2
-334	1-3/4-5	6
-335	2-4.5	2-1/4
-336	2-4.5	2-1/2
-337	2-4.5	2-3/4
-338	2-4.5	3
-339	2-4.5	3-1/4
-340	2-4.5	3-1/2
-341	2-4.5	3-3/4
-342	2-4.5	4
-343	2-4.5	4-1/4
-344	2-4.5	4-1/2
-345	2-4.5	4-3/4
-346	2-4.5	5
-347	2-4.5	5-1/2
-348	2-4.5	6
-349	2-1/4-4.5	2-3/4
-350	2-1/4-4.5	3
-351	2-1/4-4.5	3-1/4
-352	2-1/4-4.5	3-1/2
-353	2-1/4-4.5	3-3/4
-354	2-1/4-4.5	4
-355	2-1/4-4.5	4-1/4
-356	2-1/4-4.5	4-1/2
-357	2-1/4-4.5	4-3/4
-358	2-1/4-4.5	5
-359	2-1/4-4.5	5-1/2
-360	2-1/4-4.5	6
-361	2-1/2-4	2-3/4
-362	2-1/2-4	3
-363	2-1/2-4	3-1/4
-364	2-1/2-4	3-1/2
-365	2-1/2-4	3-3/4
-366	2-1/2-4	4
-367	2-1/2-4	4-1/4
-368	2-1/2-4	4-1/2
-369	2-1/2-4	4-3/4
-370	2-1/2-4	5
-371	2-1/2-4	5-1/2
-372	2-1/2-4	6

Machine Screw Hex Nuts

MS35649

Procurement Specification: FF-N-836, Type II, Style 13

Steel, Carbon - Cadmium Plated-Material per FF-N-836, Cadmium Plated per Procurement Specification

Steel, Carbon - Phosphate Coated Material per FF-N-836, Phosphate Coated per procurement Specification

Stainless Steel - Corrosion Resistant-Series 302 thru 305, 316, 317, and 347 in accordance with FF-N-836. Cleaned per ASTM A380, Passivated per QQ-P-35

Brass-Alloy 462 or 464 per QQ-B-637, or Alloy 360 as per QQ-B-626 and FF-N-836. Black Oxide per MIL-C-13924, Class 4.

Copper Silicon-Alloy 651 per QQ-C-591.

Also Available: Finish Codes (Suffix to Part Number)

- •B Black Oxide (MIL-C-13924, Class 4)
- •N Nickel Plated (as per FF-N-836)
- •S Silver Plated (QQ-S-365, .0001" Thick)
- •T Tin Plated (ASTM B545, .0001" Thick)

Thread UNC-2B

MS No.	Material	Size
MS35649-23	Steel-Phosphate Coated	2-56
MS35649-43	Steel-Phosphate Coated	4-40
MS35649-63	Steel-Phosphate Coated	6-32
MS35649-83	Steel-Phosphate Coated	8-32
MS35649-103	Steel-Phosphate Coated	10-24
MS35649-202	Steel-Cadmium Plated	10-24
MS35649-204	Stainless Steel	10-24
MS35649-205B	Brass-Black Oxide	10-24
MS35649-206	Copper Silicon	10-24
MS35649-222	Steel-Cadmium Plated	2-56
MS35649-224	Stainless Steel	2-56
MS35649-225B	Brass-Black Oxide	2-56
MS35649-226	Copper Silicon	2-56
MS35649-242	Steel-Cadmium Plated	4-40
MS35649-245B	Stainless Steel	4-40
MS35649-246	Brass-Black Oxide	4-40
MS35649-262	Copper Silicon	4-40
MS35649-264	Steel-Cadmium Plated	6-32
MS35649-265B	Stainless Steel	6-32
MS35649-266	Brass-Black Oxide	6-32
MS35649-282	Copper Silicon	6-32
MS35649-284	Steel-Cadmium Plated	8-32
MS35649-286B	Stainless Steel	8-32
MS35649-287	Brass-Black Oxide	8-32
MS35649-2252	Copper Silicon	8-32
MS35649-2254	Steel-Cadmium Plated	1/4-20
MS35649-2255B	Stainless Steel	1/4-20
MS35649-2256	Brass-Black Oxide	1/4-20
MS35649-2312	Copper Silicon	1/4-20
MS35649-2314	Steel-Cadmium Plated	5/16-18
MS35649-2315B	Stainless Steel	5/16-18
MS35649-2316	Brass-Black Oxide	5/16-18
MS35649-2382	Copper Silicon	5/16-18
MS35649-2384	Steel-Cadmium Plated	3/8-16
MS35649-2385B	Stainless Steel	3/8-16
MS35649-2386	Brass-Black Oxide	3/8-16
	Copper Silicon	3/8-16

If its not on our shelf...we'll make it!
Ask the local store to quote your threaded and machined parts.

Socket Head Cap Screw, Screw Thread Inserts, Hex Head Machine Bolt

Socket Head Cap Screw

MS16995/NASM16995 1960 Series

Corrosion Resistant Steel (300 Series Stainless Steel)
Procurement Specification: FF-S-86, Type VI

Chemical Composition per ASTM F 593.

Material: Screws shall be manufactured from 304, 304L, 305, 316, 316L, 384, or Type XM-7. At the discretion of the manufacturer unless otherwise specified.

Passivated per QQ-P-35

Threads per Class 3A UNC and FED-STD-H28/20, System 22 Gaging.

Marking: Screws with nominal size #10 (.1900) and larger shall bear manufacturer's symbol. Type 316 and 316L shall be marked 316 on the head on size #10 and larger per specification.

Also Available:

Black Oxide coating:B after dash number of the Mil-Spec Number.

316 or 316L: S316 after dash number to designate specified material of 316 (UNS S31600) or 316L (UNS S31603) Ex...MS16995-1B or MS16995-1S316, respectively.

Thread Fit: UNC-3A

MS No.	Size	Length
MS16995-1	2-56	3/16
MS16995-2	2-56	1/4
MS16995-3	2-56	3/8
MS16995-4	2-56	1/2
MS16995-9	4-40	1/4
MS16995-10	4-40	3/8
MS16995-11	4-40	1/2
MS16995-12	4-40	5/8
MS16995-13	4-40	3/4
MS16995-16	6-32	1/4
MS16995-17	6-32	3/8
MS16995-18	6-32	1/2
MS16995-19	6-32	5/8
MS16995-20	6-32	3/4
MS16995-21	6-32	1
MS16995-25	8-32	3/8
MS16995-26	8-32	1/2
MS16995-27	8-32	5/8
MS16995-28	8-32	3/4
MS16995-29	8-32	7/8
MS16995-30	8-32	1
MS16995-35	10-24	3/8
MS16995-36	10-24	1/2
MS16995-37	10-24	5/8
MS16995-38	10-24	3/4
MS16995-39	10-24	7/8
MS16995-40	10-24	1
MS16995-41	10-24	1-1/4
MS16995-42	10-24	1-1/2
MS16995-47	1/4-20	3/8
MS16995-48	1/4-20	1/2
MS16995-49	1/4-20	5/8
MS16995-50	1/4-20	3/4
MS16995-51	1/4-20	7/8
MS16995-52	1/4-20	1
MS16995-53	1/4-20	1-1/4
MS16995-54	1/4-20	1-1/2
MS16995-55	1/4-20	1-3/4
MS16995-56	1/4-20	2
MS16995-61	5/16-18	3/8
MS16995-62	5/16-18	1/2
MS16995-63	5/16-18	5/8
MS16995-64	5/16-18	3/4
MS16995-65	5/16-18	7/8
MS16995-66	5/16-18	1
MS16995-67	5/16-18	1-1/4
MS16995-68	5/16-18	1-1/2
MS16995-69	5/16-18	1-3/4
MS16995-70	5/16-18	2
MS16995-71	5/16-18	2-1/4
MS16995-72	5/16-18	2-1/2
MS16995-77	3/8-16	1/2
MS16995-78	3/8-16	5/8
MS16995-79	3/8-16	3/4
MS16995-80	3/8-16	7/8
MS16995-81	3/8-16	1
MS16995-82	3/8-16	1-1/4
MS16995-83	3/8-16	1-1/2
MS16995-84	3/8-16	1-3/4
MS16995-85	3/8-16	2
MS16995-86	3/8-16	2-1/4
MS16995-87	3/8-16	2-1/2
MS16995-92	1/2-13	3/4
MS16995-93	1/2-13	7/8
MS16995-94	1/2-13	1
MS16995-95	1/2-13	1-1/4
MS16995-96	1/2-13	1-1/2
MS16995-97	1/2-13	1-3/4
MS16995-98	1/2-13	2
MS16995-99	1/2-13	2-1/4
MS16995-100	1/2-13	2-1/2
MS16995-101	1/2-13	2-3/4
MS16995-102	1/2-13	3
MS16995-107	5/8-11	1
MS16995-108	5/8-11	1-1/4
MS16995-109	5/8-11	1-1/2
MS16995-110	5/8-11	1-3/4
MS16995-111	5/8-11	2
MS16995-112	5/8-11	2-1/4
MS16995-113	5/8-11	2-1/2
MS16995-114	5/8-11	2-3/4
MS16995-115	5/8-11	3

MS16995/NASM16995 Technical Reference Thread Length, Tensile Load

Nominal Size	Basic Thread Length (Ref.)	Tensile Thread Load (Lbs.) Min.
2-56	5/8	300
4-40	3/4	480
6-32	3/4	730
8-32	7/8	1120
10-24	7/8	1400
1/4-20	1	2540
5/16-18	1-1/8	4190
3/8-16	1-1/4	6200
1/2-13	1-1/2	11300
5/8-11	1-3/4	18100

Screw Thread Inserts

MS21209
Locking Series

Coarse Thread

MS No.	Size	Description	Length	Inside Length
MS21209-C0210	2-56	2-56X1D	0.086	1
MS21209-C0215	2-56	2-56X1.5D	.129	1-1/2
MS21209-C0310	3-48	3-48X1D	.099	1
MS21209-C0315	3-48	3-48X1.5D	.148	1-1/2
3-48X1.5D	4-40	4-40X1D	.112	1
MS21209-C0415	4-40	4-40X1.5D	.168	1-1/2
4-40X1.5D	4-40	4-40X2D	.224	2
4-40X2D	5-40	5-40X1D	.125	1
5-40X1D	5-40	5-40X1.5D	.188	1-1/2
MS21209-C0610	6-32	6-32X1D	.138	1
MS21209-C0615	6-32	6-32X1.5D	.207	1-1/2
MS21209-C0620	6-32	6-32X2D	.276	2
MS21209-C0625	6-32	6-32X2.5D	.345	2-1/2
MS21209-C0810	8-32	8-32X1D	.164	1
MS21209-C0815	8-32	8-32X1.5D	.246	1-1/2
MS21209-C1-10	10-24	10-24X1D	.190	1
MS21209-C1-15	10-24	10-24X1.5D	.285	1-1/2
MS21209-C2-10	12-24	12-24X1D	.216	1
MS21209-C2-15	12-24	12-24X1.5D	.324	1-1/2
MS21209-C4-10	1/4-20	1/4-20X1D	.250	1
MS21209-C4-15	1/4-20	1/4-20X1.5D	.375	1-1/2
MS21209-C4-20	1/4-20	1/4-20X2D	.500	2
MS21209-C5-10	/16-18	5/16-18X1D	.312	1
MS21209-C5-15	5/16-18	5/16-18X1.5D	.469	1-1/2
MS21209-C5-20	5/16-18	5/16-18X2D	.625	2
MS21209-C6-10	3/8-16	3/8-16X1D	.375	1
MS21209-C6-15	3/8-16	3/8-16X1.5D	.562	1-1/2
MS21209-C7-10	7/16-14	7/16-14X1D	.438	1
MS21209-C7-15	7/16-14	7/16-14X1.5D	.656	1-1/2
MS21209-C8-10	1/2-13	1/2-13X1D	.500	1
MS21209-C8-15	1/2-13	1/2-13X1.5D	.750	1-1/2
MS21209-C9-10	9/16-12	9/16-12X1D	.562	1
MS16555-304	9/16-12	9/16-12X1.5D	.844	1-1/2
MS21209-C1010	5/8-11	5/8-11X1D	.625	1
MS21209-C1015	5/8-11	5/8-11X1.5D	.938	1-1/2
MS21209-C1210	/4-10	3/4-10X1D	.750	1
MS21209-C1215	3/4-10	3/4-10X1.5D	1.125	1-1/2

MS51830
303 Series Corrosion Resistant Stainless Steel

Dry Lubed

Dash No.	Part No.	Internal Thread	Ext. Thrd.
-101L	9900500	2-56	8-32
-102L	9900501	4-40	10-32
-103L	9900502	6-32	12-28
-104L	9900503	8-32	1/4-28
-105L	9900504	10-24	5/16-18
654-5	9900505	1/4-20	3/8-16
-107L	9900506	5/16-18	7/16-14
-108L	9900507	3/8-16	1/2-13
-109L	9900508	7/16-14	9/16-12
-110L	9900509	1/2-13	5/8-11

Hex Head Machine Bolt

AN3
125,000 PSI Tensile Strength Steel, Cadmium Plated Undrilled Head and Shank

10-32 UNF-3A Thread

Reference No.	Length	Grip
AN3-3A	.469	.062
AN3-4A	.531	.125
AN3-5A	.656	.250
AN3-6A	.781	.375
AN3- 7A	.906	.500
AN3-10A	1.031	.625
AN3-11A	1.156	.750
AN3-12A	1.281	.875
AN3-13A	1.406	1.000
AN3-14A	1.531	1.125
AN3-15A	1.656	1.250
AN3-16A	1.781	1.375
AN3-17A	1.906	1.500
AN3-20A	2.031	1.625
AN3-21A	2.156	1.750
AN3-22A	2.281	1.875
AN3-23A	2.406	2.000
AN3-24A	2.531	2.125
AN3-25A	2.656	2.250
AN3-26A	2.781	2.375
AN3-27A	2.906	2.500
AN3-30A	3.031	2.625
AN3-31A	3.156	2.750
AN3-32A	3.281	2.875
AN3-33A	3.406	3.000
AN3-34A	3.531	3.125
AN3-35A	3.656	3.250
AN3-36A	3.781	3.375
AN3-37A	3.906	3.500

AN4
125,000 PSI Tensile Strength Steel, Cadmium Plated Undrilled Head and Shank

1/4-28 UNF-3A Thread

Reference No.	Length	Grip
AN4-4A	.531	.062
AN4-5A	.656	.188
AN4-6A	.781	.312
AN4-7A	.906	.438
AN4-10A	1.031	.562
AN4-11A	1.156	.688
AN4-12A	1.281	.812
AN4-13A	1.406	.938
AN4-14A	1.531	1.062
AN4-15A	1.656	1.188
AN4-16A	1.781	1.312
AN4-17A	1.906	1.438
AN4-20A	2.031	1.562
AN4-21A	2.156	1.688
AN4-22A	2.281	1.812
AN4-23A	2.406	1.938
AN4-24A	2.531	2.062

Hex Head Machine Bolt Cont.

AN4
125,000 PSI Tensile Strength
Steel, Cadmium Plated
Undrilled Head and Shank Cont.

1/4-28 UNF-3A Thread

Reference No.	Length	Grip
AN4-25A	2.656	2.188
AN4-26A	2.781	2.312
AN4-27A	2.906	2.438
AN4-30A	3.031	2.562
AN4-31A	3.156	2.688
AN4-32A	3.281	2.812
AN4-33A	3.406	2.938
AN4-34A	3.531	3.062
AN4-35A	3.656	3.188
AN4-36A	3.781	3.312
AN4-37A	3.906	3.438
AN4-40A	4.031	3.562

AN5
125,000 PSI Tensile Strength
Steel, Cadmium Plated
Undrilled Head and Shank

5/16-24 UNF-3A Thread

Reference No.	Length	Grip
AN5-4A	.594	.062
AN5-5A	.719	.188
AN5-6A	.844	.312
AN5-7A	.969	.438
AN5-10A	1.094	.562
AN5-11A	1.219	.688
AN5-12A	1.344	.812
AN5-13A	1.469	.938
AN5-14A	1.594	1.062
AN5-15A	1.719	1.188
AN5-16A	1.844	1.312
AN5-17A	1.969	1.438
AN5-20A	2.094	1.562
AN5-21A	2.219	1.688
AN5-22A	2.344	1.812
AN5-23A	2.469	1.938
AN5-24A	2.594	2.062
AN5-25A	2.719	2.188
AN5-26A	2.844	2.312
AN5-27A	2.969	2.438
AN5-30A	3.094	2.562
AN5-31A	3.219	2.688
AN5-32A	3.344	2.812
AN5-33A	3.469	2.938
AN5-34A	3.594	3.062
AN5-35A	3.719	3.188
AN5-36A	3.844	3.312
AN5-37A	3.969	3.438
AN5-40A	4.094	3.562
AN5-41A	4.219	3.688
AN5-42A	4.344	3.812

AN6
125,000 PSI Tensile Strength
Steel, Cadmium Plated
Undrilled Head and Shank

3/8-24 UNF-3A Thread

Reference No.	Length	Grip
AN6-5A	.703	0.062
AN6-6A	.828	.188
AN6-7A	.953	.312
AN6-10A	1.078	.438
AN6-11A	1.203	.562
AN6-12A	1.328	.688
AN6-13A	1.453	.812
AN6-14A	1.578	.938
AN6-15A	1.703	1.062
AN6-16A	1.828	1.188
AN6-17A	1.953	1.312
AN6-20A	2.078	1.438
AN6-21A	2.203	1.562
AN6-22A	2.328	1.688
AN6-23A	2.453	1.812
AN6-24A	2.578	1.938
AN6-25A	2.703	2.062
AN6-26A	2.828	2.188
AN6-27A	2.953	2.312
AN6-30A	3.078	2.438
AN6-31A	3.203	2.562
AN6-32A	3.328	2.688
AN6-33A	3.453	2.812
AN6-34A	3.578	2.938
AN6-35A	3.703	3.062
AN6-36A	3.828	3.188
AN6-37A	3.953	3.312
AN6-40A	4.078	3.438
AN6-41A	4.203	3.562
AN6-42A	4.328	3.688
AN6-43A	4.453	3.812
AN6-44A	4.578	3.984
AN6-45A	4.703	4.062
AN6-46A	4.828	4.188
AN6-47A	4.953	4.312
AN6-50A	5.078	4.438

AN7
125,000 PSI Tensile Strength
Steel, Cadmium Plated
Undrilled Head and Shank

7/16-20 UNF-3A Thread

Reference No.	Length	Grip
AN7-5A	.719	.062
AN7-6A	.844	.188
AN7-7A	.969	.312
AN7-10A	1.094	.438
AN7-11A	1.219	.562
AN7-12A	1.344	.688
AN7-13A	1.469	.812
AN7-14A	1.594	.938
AN7-15A	1.719	1.062
AN7-16A	1.844	1.188
AN7-17A	1.969	1.312
AN7-20A	2.094	1.438
AN7-21A	2.219	1.562
AN7-22A	2.344	1.688
AN7-23A	2.469	1.812
AN7-24A	2.594	1.938
AN7-25A	2.719	2.062
AN7-26A	2.844	2.188
AN7-27A	2.969	2.312
AN7-30A	3.094	2.438
AN7-31A	3.219	2.562
AN7-32A	3.344	2.688
AN7-33A	3.469	2.812
AN7-34A	3.594	2.938
AN7-36A	3.844	3.188
AN7-37A	3.969	3.312
AN7-40A	4.094	3.438
AN7-41A	4.219	3.562
AN7-42A	4.344	3.688
AN7-43A	4.469	3.812
AN7-44A	4.594	3.938
AN7-45A	4.719	4.062
AN7-46A	4.877	4.188
AN7-47A	4.969	4.312
AN7-50A	5.094	4.438
AN7-51A	5.219	4.562
AN7-57A	5.969	5.312
AN7-60A	6.094	5.438
AN7-64A	6.594	5.938
AN7-77A	7.969	7.312

AN8
125,000 PSI Tensile Strength
Steel, Cadmium Plated
Undrilled Head and Shank

1/2-20 UNF-3A Thread

Reference No.	Length	Grip
AN8-6A	.844	.062
AN8-7A	.969	.188
AN8-10A	1.094	.312
AN8-11A	1.219	.438
AN8-12A	1.344	.562
AN8-13A	1.469	.688
AN8-14A	1.594	.812
AN8-15A	1.719	.938
AN8-16A	1.844	1.062
AN8-17A	1.969	1.188
AN8-20A	2.094	1.312
AN8-21A	2.219	1.438
AN8-22A	2.344	1.562
AN8-23A	2.469	1.688
AN8-24A	2.594	1.812
AN8-26A	2.844	2.062
AN8-27A	2.969	2.188
AN8-31A	3.219	2.438
AN8-32A	3.344	2.562
AN8-33A	3.469	2.688
AN8-34A	3.594	2.812
AN8-35A	3.719	2.938
AN8-36A	3.844	3.062
AN8-37A	3.969	3.188
AN8-40A	4.094	3.312
AN8-41A	4.219	3.438
AN8-42A	4.344	3.562
AN8-43A	4.469	3.688
AN8-44A	4.594	3.812
AN8-45A	4.719	3.938
AN8-46A	4.844	4.062
AN8-47A	4.969	4.188
AN8-50A	5.094	4.312
AN8-51A	5.219	4.438
AN8-53A	5.469	4.688
AN8-54A	5.594	4.812
AN8-55A	5.719	4.938
AN8-56A	5.844	5.062
AN8-57A	5.969	5.188
AN8-60A	6.094	5.312
AN8-62A	6.344	5.562
AN8-63A	6.469	5.688
AN8-64A	6.594	5.812
AN8-66A	6.844	6.062
AN8-67A	6.969	6.188

If its not on our shelf...we'll make it!
Ask the local store to quote your threaded and machined parts.

Dowels

Dowels

MS16555 - Pin, Straight, Headless Dowel

Steel, Plain Finish .0002" over Nominal Size
Carbon or Alloy Steel per ASTM A29. Core Hardness 47-58 HRC, Case Hardness 60 HRC Minimum.
Procurement Specification: MIL-P-21143

MS No.	Size	Length
MS16555-1	1/16	3/16

MS16555 - Pin, Straight, Headless Dowel

Steel, Phosphate Coated .0002" over Nominal Size
Carbon or Alloy Steel per ASTM A29.
Phosphate Coated per DOD-P-16232, Type Z, Class 2.
Core Hardness 47-58 HRC, Case Hardness 60 HRC Minimum.
Procurement Specification: MIL-P-21143

MS No.	Size	Length
MS16555-301	1/16	3/16
MS16555-302	1/16	1/4
MS16555-303	1/16	5/16
MS16555-304	1/16	3/8
MS16555-305	1/16	7/16
MS16555-306	1/16	1/2
MS16555-307	1/16	5/8
MS16555-308	1/16	3/4
MS16555-317	3/32	5/16
MS16555-318	3/32	3/8
MS16555-319	3/32	7/16
MS16555-320	3/32	1/2
MS16555-321	3/32	5/8
MS16555-322	3/32	3/4
MS16555-323	3/32	7/8
MS16555-324	3/32	1
MS16555-325	1/8	3/8
MS16555-326	1/8	7/16
MS16555-327	1/8	1/2
MS16555-328	1/8	5/8
MS16555-329	1/8	3/4
MS16555-330	1/8	7/8
MS16555-331	1/8	1
MS16555-332	1/8	1-1/4
MS16555-333	1/8	1-1/2
MS16555-340	3/16	5/8
MS16555-341	3/16	3/4
MS16555-342	3/16	7/8
MS16555-343	3/16	1
MS16555-344	3/16	1-1/4
MS16555-345	3/16	1-1/2
MS16555-346	1/4	3/4
MS16555-347	1/4	7/8
MS16555-348	1/4	1
MS16555-349	1/4	1-1/4
MS16555-350	1/4	1-1/2
MS16555-351	1/4	1-3/4
MS16555-352	1/4	2
MS16555-353	5/16	1
MS16555-354	5/16	1-1/4
MS16555-355	5/16	1-1/2
MS16555-356	5/16	1-3/4
MS16555-357	5/16	2
MS16555-358	5/16	2-1/4
MS16555-359	5/16	2-1/2
MS16555-360	3/8	1-1/4
MS16555-361	3/8	1-1/2
MS16555-362	3/8	1-3/4
MS16555-363	3/8	2
MS16555-364	3/8	2-1/4
MS16555-365	3/8	2-1/2
MS16555-366	3/8	2-3/4
MS16555-367	7/16	3
MS16555-368	7/16	1-1/2
MS16555-369	7/16	1-3/4
MS16555-370	7/16	2
MS16555-371	7/16	2-1/4
MS16555-372	7/16	2-1/2
MS16555-373	7/16	2-3/4
MS16555-374	7/16	3
MS16555-377	1/2	1-1/2
MS16555-378	1/2	1-3/4
MS16555-379	1/2	2
MS16555-380	1/2	2-1/4
MS16555-381	1/2	2-1/2
MS16555-382	1/2	2-3/4
MS16555-383	1/2	3
MS16555-384	1/2	3-1/4
MS16555-385	1/2	3-1/2
MS16555-386	1/2	3-3/4
MS16555-387	1/2	4
MS16555-388	5/8	2
MS16555-389	5/8	2-1/4
MS16555-390	5/8	2-1/2
MS16555-391	5/8	2-3/4
MS16555-392	5/8	3
MS16555-393	5/8	3-1/4
MS16555-394	5/8	3-1/2
MS16555-395	5/8	3-3/4
MS16555-396	5/8	4
MS16555-398	5/8	4-1/2
MS16555-400	5/8	5
MS16555-401	3/4	2-1/4
MS16555-402	3/4	2-1/2
MS16555-403	3/4	2-3/4
MS16555-404	3/4	3
MS16555-405	3/4	3-1/4
MS16555-406	3/4	3-1/2
MS16555-407	3/4	3-3/4
MS16555-408	3/4	4
MS16555-410	3/4	4-1/2
MS16555-412	3/4	5
MS16555-416	3/4	6
MS16555-417	7/8	2-3/4
MS16555-418	7/8	3
MS16555-419	7/8	3-1/4
MS16555-420	7/8	3-1/2
MS16555-421	7/8	3-3/4
MS16555-422	7/8	4
MS16555-424	7/8	4-1/2
MS16555-426	7/8	5
MS16555-430	7/8	6
MS16555-432	1	3
MS16555-433	1	3-1/4
MS16555-434	1	3-1/2
MS16555-435	1	3-3/4
MS16555-436	1	4
MS16555-438	1	4-1/2
MS16555-440	1	5
MS16555-444	1	6

MS 16555 - Pin, Straight, Headless Dowel

Stainless Steel .0002" over Nominal Size
Stainless Steel 410 (UNS S41000) or Type 416 (UNS S41600)
Passivated per ASTM A380. Hardness 36-42 HRC.
Procurement Specification: MIL-P-21143

MS No.	Size	Length
MS16555-601	1/16	3/16
MS16555-602	1/16	1/4
MS16555-603	1/16	5/16
MS16555-604	1/16	3/8
MS16555-605	1/16	7/16
MS16555-606	1/16	1/2
MS16555-607	1/16	5/8
MS16555-608	1/16	3/4
MS16555-617	3/32	5/16
MS16555-618	3/32	3/8
MS16555-619	3/32	7/16
MS16555-620	3/32	1/2
MS16555-621	3/32	5/8
MS16555-622	3/32	3/4
MS16555-623	3/32	7/8
MS16555-624	3/32	1
MS16555-625	1/8	3/8
MS16555-626	1/8	7/16
MS16555-627	1/8	1/2
MS16555-628	1/8	5/8
MS16555-629	1/8	3/4
MS16555-630	1/8	7/8
MS16555-631	1/8	1
MS16555-632	1/8	1-1/4
MS16555-633	1/8	1-1/2
MS16555-640	3/16	3/4
MS16555-641	3/16	7/8
MS16555-642	3/16	1
MS16555-643	3/16	1-1/4
MS16555-644	3/16	1-1/2
MS16555-645	3/16	1-3/4
MS16555-646	1/4	2
MS16555-647	1/4	1
MS16555-648	1/4	1-1/4
MS16555-649	1/4	1-1/2
MS16555-650	1/4	1-3/4
MS16555-651	1/4	2
MS16555-652	1/4	2-1/4
MS16555-653	5/16	2-1/2
MS16555-654	5/16	1-1/4
MS16555-655	5/16	1-1/2
MS16555-656	5/16	1-3/4
MS16555-657	5/16	2
MS16555-658	5/16	2-1/4
MS16555-659	5/16	2-1/2
MS16555-660	3/8	1-1/4
MS16555-661	3/8	1-1/2
MS16555-662	3/8	1-3/4
MS16555-663	3/8	2
MS16555-664	3/8	2-1/4
MS16555-665	3/8	2-1/2
MS16555-666	3/8	2-3/4
MS16555-667	3/8	3
MS16555-668	7/16	1-1/2
MS16555-669	7/16	1-3/4
MS16555-670	7/16	2
MS16555-671	7/16	2-1/4
MS16555-672	7/16	2-1/2
MS16555-673	7/16	2-3/4
MS16555-674	7/16	3
MS16555-677	1/2	1-1/2
MS16555-678	1/2	1-3/4
MS16555-679	1/2	2
MS16555-680	1/2	2-1/4
MS16555-681	1/2	2-1/2
MS16555-682	1/2	2-3/4
MS16555-683	1/2	3
MS16555-684	1/2	3-1/4
MS16555-685	1/2	3-1/2
MS16555-686	1/2	3-3/4
MS16555-687	1/2	4
MS16555-688	5/8	2
MS16555-689	5/8	2-1/4
MS16555-690	5/8	2-1/2
MS16555-691	5/8	2-3/4
MS16555-692	5/8	3
MS16555-693	5/8	3-1/4
MS16555-694	5/8	3-1/2
MS16555-695	5/8	3-3/4
MS16555-696	5/8	4
MS16555-698	5/8	4-1/2
MS16555-700	5/8	5
MS16555-701	3/4	2-1/4
MS16555-702	3/4	2-1/2
MS16555-703	3/4	2-3/4
MS16555-704	3/4	3
MS16555-705	3/4	3-1/4
MS16555-706	3/4	3-1/2
MS16555-707	3/4	3-3/4
MS16555-708	3/4	4
MS16555-710	3/4	4-1/2
MS16555-712	3/4	5
MS16555-716	3/4	6
MS16555-717	7/8	2-3/4
MS16555-718	7/8	3
MS16555-719	7/8	3-1/4
MS16555-720	7/8	3-1/2
MS16555-721	7/8	3-3/4
MS16555-722	7/8	4
MS16555-724	7/8	4-1/2
MS16555-726	7/8	5
MS16555-730	7/8	6
MS16555-732	1	3
MS16555-733	1	3-1/4
MS16555-734	1	3-1/2
MS16555-735	1	3-3/4
MS16555-736	1	4
MS16555-738	1	4-1/2
MS16555-740	1	5
MS16555-744	1	6

Special items, lead times and minimums apply.

Mechanical Specifications for Externally Threaded Fasteners with Grade Markings

Specification	Material	Size Range (in.)	Min. Proof Strength (psi)	Min. Tensile Strength (psi)	Core Hardness Rockwell		Min. Yield Strength (psi)	Grade Identification Marking
					Min.	Max.		
SAE J429-Grade 1	Low or medium carbon steel	1/4 - 1 1/2	33,000	60,000	B70	B100	36,000	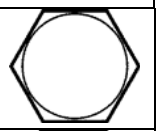
SAE J429-Grade 2		1/4 - 3/4 7/8 - 1 1/2	55,000 33,000	74,000 60,000	B80 B70	B100 B100	57,000 36,000	
ASTM A307-Grade A	Low or medium carbon steel	1/4 - 4		60,000	B69	B100		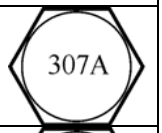
ASTM A307-Grade B	Low or medium carbon steel	1/4 - 4		60,000(min) 100,000(max)	B69	B95		
SAE J429-Grade 5	Medium carbon steel: quenched & tempered	1/4 - 1 1 1/8 - 1 1/2	85,000 74,000	120,000 105,000	C25 C19	C34 C30	92,000 81,000	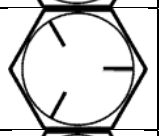
ASTM A449-Type1	Medium carbon steel: quenched & tempered	1/4 - 1 1 1/8 - 1 1/2 1 3/4 - 3	85,000 74,000 55,000	120,000 105,000 90,000	C25 C19	C34 C30	92,000 81,000 58,000	
ASTM A325-Type 1	Medium carbon steel: quenched & tempered	1/2 - 1 1 1/8 - 1 1/2	85,000 74,000	120,000 105,000	C25 C19	C34 C30	92,000 81,000	
ASTM A354 Grade BD	Medium carbon alloy steel: quenched & tempered	1/4 - 2 1/2 Over 2 1/2 - 4	120,000 105,000	150,000 140,000	C33 C31	C39 C39	130,000 115,000	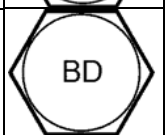
SAE J429-Grade 8	Medium carbon alloy steel: quenched & tempered	1/4 - 1 1/2	120,000	150,000	C33	C39	130,000	
SAE J429-Grade 8.2	Low carbon boron steel: quenched & tempered	1/4 - 1	120,000	150,000	C33	C39	130,000	
FNL Grade 9	Medium Carbon Alloy Steel	¼ - 1-1/4	140,650	180,000	C38	C42	159,500	
ASTM A490-Type 1	Medium carbon alloy steel: quenched & tempered	1/2 - 1 1/2	120,000	150,000(min) 173,000(max)	C33	C39	130,000	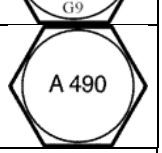
ASTM A574 Alloy Steel Socket Head Cap Screw	Medium carbon alloy steel: quenched & tempered	#0 - 1/2 over 1/2 - 2	140,000 135,000	180,000 170,000	C39 C37	C45 C45	153,000	
ASTM F835 Alloy Steel Socket Button & Flat Countersunk Head Cap Screw	Medium carbon alloy steel: quenched & tempered	#0 – 1/2 Over 1/2		145,000 135,000	C39 C37	C44 C44		
ASTM F1554 Anchor Bolts, Steel Grade 36	Low or medium carbon steel	¼ - 4		58,000 – 80,000			36,000	

FASTENER TECHNICAL INFO

Material Specification

Specification	Material	Tensile Strength (psi)	Min. Yield Strength (psi)
ASTM A36	Carbon Structural Steel	58,000 (min.) - 80,000 (max.)	36,000

Grade Identification Markings for Nuts

Specification	Material	Nominal Size(in.)	Proof Load Stress (psi)		Hardness Rockwell		Grade Identification Marking
			Plain	Galvanize coating (1)	Min.	Max.	
ASTM A563-Grade 0	Carbon Steel	1/4 - 1 1/2	69,000*	52,000*	B55	C32	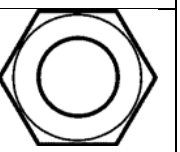
ASTM A563-Grade A	Carbon Steel	1/4 - 1 1/2	90,000*	68,000*	B68	C32	
ASTM A563-Grade A Heavy Hex	Carbon Steel	1/4 - 4	100,000* 90,000**	75,000* 68,000**	B68	C32	
ASTM A563-Grade C Heavy Hex	Carbon Steel, may be quenched and tempered	1/4 - 4	144,000		B78	C38	
ASTM A563-Grade DH Heavy Hex	Carbon Steel, quenched and tempered	1/4 - 4	175,000	150,000	C24	C38	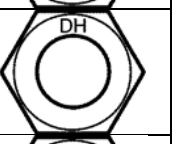
ASTM A194-Grade 2H Heavy Hex	Medium Carbon Steel	1/4 – 1 1/2	175,000	150,000***	C24	C35	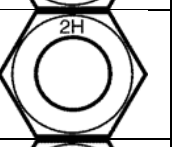
		Over 1 1/2				C35	
ASTM A194-Grade 8 Heavy Hex	AISI 304	1/4 – 1 1/2	80,000		B60	B105	
FNL Grade 9 Thick Hex Nut	Carbon Steel	1/4 – 5/8 3/4 – 1 1/2	180,000		C32 C35	C38 C40	

SAE J995 Grade Identification for Nuts

Grade	Material	Nominal Size(in.)	Proof Load Stress (psi)	Rockwell Hardness		Grade Identification Markings	
				Min.	Max.	Previous ****	Revised****
5	Carbon steel	1/4 - 1	120,000*		C32	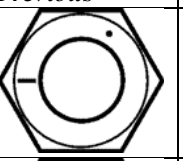	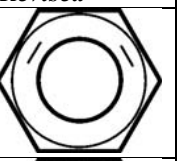
			109,000**				
		Over 1 – 1 1/2	105,000*		C32		
			94,000**				
8	Medium carbon or alloy steel, quenched & tempered	1/4 – 5/8	150,000	C24	C32	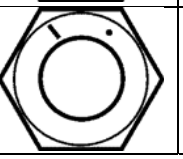	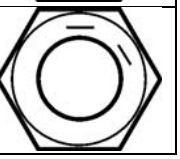
		Over 5/8 – 1		C26	C34		
		Over 1 – 1 1/2		C26	C36		

(1): Galvanize coating refers to nuts that have been plated with a plating or coating of sufficient thickness to require overtapping of the nut to provide assembly: for example hot-dip or mechanical galvanizing.
** UNC and 8 UN*
*** UNF, 12 UN & finer*
****When a zinc coated A194 2H nut is supplied, the zinc coating, overtapping, lubrication and rotational capacity testing shall be in accordance with ASTM A563 and the proof stress reduced accordingly. Nuts coated with zinc shall have an asterisk "*" marked after the grade symbol. Nuts coated with cadmium shall have a plus sign "+" marked after the grade symbol.*
*****These graded identification markings show the latest revision. Both markings will be acceptable for a transition period.*

Typically, the bolt specification dictates which nuts are compatible for use. However, when in doubt, the #1 Rule for Nut Selection: Always select a nut whose minimum proof strength is greater than or equal to the bolts minimum ultimate tensile capacity. The following charts are some examples of compatible nut and bolt combinations.

SAE J429 Bolt and Nut Compatibility

Bolt Grade	Recommended Nut Grade (D)	Suitable Substitution (E)
SAE J-429 Grade 5	SAE J995 Grade 5 Hex Nut	SAE J995 Grade 8 Hex Nut
SAE J-429 Grade 8	SAE J995 Grade 8 Hex Nut	

ASTM Bolt and ASTM A563 Nut Compatibility
(ASTM A194 Compatibility shown for A325, A490 & A193 Bolts)

Grade of Bolt (A)	Surface Finish (B)	Nominal Size (in.)	ASTM A563 Grade and ANSI Style Nut (C) Recommended (D)	Suitable Substitution (E) Heavy Hex
ASTM A307 Grade A	Plain & Galvanized	1/4 to 1-1/2	Grade A Hex Nut	A,C,DH
		over 1-1/2 to 2	Grade A Heavy Hex Nut	C,DH
		Over 2 to 4	Grade A Heavy Hex Nut	C,DH
ASTM A307 Grade B	Plain & Galvanized	1/4 to 4	Grade A Heavy Hex Nut	C,DH
ASTM A449 Type 1	Plain	1/4 to 1-1/2	Grade B Hex Nut	C,DH
		Over 1-1/2 to 3	Grade A Heavy Hex Nut	C,DH
	Galvanized	1/4 to 3	Grade DH Heavy Hex Nut	
ASTM A325 Type 1	Plain	1/2 to 1-1/2	Grade C Heavy Hex Nut	DH, ASTM A194 2H
	Galvanized	1/2 to 1-1/2	Grade DH Heavy Hex Nut	ASTM A194 2H
ASTM A354 Grade BC	Plain	1/4 to 1-1/2	Grade C Heavy Hex Nut	DH
		Over 1-1/2 to 4	Grade C Heavy Hex Nut	DH
	Galvanized	All	Grade DH Heavy Hex Nut	
ASTM A354 Grade BD	Plain	1/4 to 3	Grade DH Heavy Hex Nut	
ASTM A490	Plain	1/2 to 1-1/2	Grade DH Heavy Hex Nut	ASTM A194 2H
ASTM A193 Grade B7			ASTM A194 2H Heavy Hex Nut	ASTM A194 7
ASTM A193 Grade B8			ASTM A194 Grade 8	
ASTM A193 Grade B8M			ASTM A194 Grade 8M	

Note: the above chart should not be considered all inclusive for all fasteners listed. The nuts listed are those that may be readily available.

(A) "Bolt" includes all externally threaded types of fasteners.

(B) Galvanized coated nuts are nuts intended for use with externally threaded fasteners which are hot-dip zinc-coated, mechanically zinc-coated or have a plating or coating of sufficient thickness to require overtapping the nut to provide assembly. Non-zinc plated nuts are nuts intended for use with externally threaded fasteners which have a plain finish or have a plating or coating of insufficient thickness to require overtapping the nut thread to provide assembly.

(C) The availability of DH nuts in nominal sizes ¾" and larger is limited. In most instances ASTM A194 Grade 2H nuts may be considered.

(D) "Recommended" denotes a commercially available nut having the most suitable mechanical properties and dimensional configuration or style, which will make it possible to obtain the desired bolt load.

(E) "Suitable" denotes nuts having mechanical properties that will make it possible to obtain the desired bolt load, but require consideration of dimensional configuration, or style, suitability and availability.

Typical Material Yield Strength at Various Temperatures

Specification	Grade	Diameter (in)	Yield Strength (PSI) vs. Temperature Temperature ºF 70	200	400	600	800
SAE J429	5	1/4 - 1-in	92,000	84,000	76,000		
		over 1 - 1-1/2-in	81,000	77,000	67,000		
	8	1/4 - 1-1/2-in	130,000	121,000	109,000		
ASTM A193	B7	up to 2-1/2-in	105,000		92,000	85,000	74,000
	B8 Class 1		30,000		21,000	18,000	17,000
	B16	up to 2-1/2-in	105,000		98,000	93,000	83,000
ASTM A307	B		36,000		31,000		
ASTM A354	BC	up to 2-1/2-in	109,000		96,000		
	BD	up to 2-1/2-in	125,000		110,000		
ASTM A574			153,000	141,000	128,000		

The values listed should only be used as a general guide illustrating the reduction of yield strength of some of the common fastener grades as the temperature increases. This is not part of any of the fastener standards. For further details, contact the Fastenal Engineering Department.

Mechanical Properties of Common Stainless Steel Fasteners in Accordance with ASTM F593

Stainless Alloy Group	Condition	Nominal Dia. (in.)	Tensile Strength (psi)	Core Hardness Rockwell Min.	Core Hardness Rockwell Max.	Min. Yield Strength (psi)	Grade Identification Marking
1 (303, 304, 304L, 305, 384, XM1, 18-9LW, 302HQ, 303Se)	CW	1/4 - 5/8	100,000 - 150,000	B95	C32	65,000	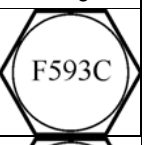
	CW	3/4 - 1 1/2	85,000 - 140,000	B80	C32	45,000	
2 (316, 316L)	CW	1/4 - 5/8	100,000 - 150,000	B95	C32	65,000	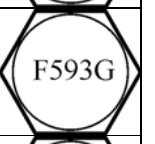
	CW	3/4 - 1 1/2	85,000 - 140,000	B80	C32	45,000	

CW: headed and rolled from annealed or solution-annealed stock

ASTM A193: Alloy Steel and Stainless Steel Bolting Material for High-Temperature Service

Specification & Grade	*Size Range (in.)*	*Min. Tensile Strength (psi)*	*Min. Yield Strength (psi)*	*Core Hardness Rockwell (max)*	*Description*	*Grade Identification Marking*
ASTM A193 B7	*2 1/2 & under*	*125,000*	*105,000*	*C35*	*Chromium-Molybdenum alloy (4140, 4142, 4145, 4140H, 4142H, 4145H) used for high-pressure, high-temperature applications.*	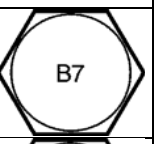
	Over 2 1/2 - 4	*115,000*	*95,000*	*C35*		
	Over 4 – 7	*100,000*	*75,000*	*C35*		
ASTM A193 B7M	*4 & under*	*100,000*	*80,000*	*B99*	*Similar to B7 except heat-treated to limit the maximum hardness. Considered in areas where stress embrittlement may be a factor.*	
	Over 4 - 7	*100,000*	*75,000*	*B99*		
ASTM A193 B16	*2 1/2 & under*	*125,000*	*105,000*	*C35*	*A chromium-Molybdenum-Vanadium alloy used for high-pressure, high-temperature service applications. Offers slightly higher temperature resistance than B7.*	
	Over 2 1/2 - 4	*110,000*	*95,000*	*C35*		
	Over 4 - 8	*100,000*	*85,000*	*C35*		
ASTM A193 B8 Class 1	*1/4 & larger*	*75,000*	*30,000*	*B96*	*A 304 Stainless Steel used for high temperature applications. This material has been carbide solution treated.*	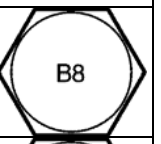
ASTM A193 B8M Class 1	*1/4 & larger*	*75,000*	*30,000*	*B96*	*A 316 Stainless Steel used for high temperature applications. This material has been carbide solution treated.*	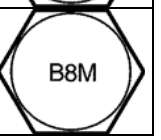

Caution: All material included in this chart is advisory only, and its use by anyone is voluntary. In developing this information, Fastenal has made a determined effort to present its contents accurately. Extreme caution should be used when using a formula for torque/tension relationships. Torque is only an indirect indication of tension. For assemblies where loosening or bolt failures can result in personal injury or costly equipment failure, the torque-tension relationship should be determined experimentally on the actual parts involved.

Torque-Tension Relationships for Grade 2, 5, 8 & 9 Bolts

Nominal Dia. (in.)	threads per inch	SAE J429 Grade 2				SAE J429 Grade 5				SAE J429 Grade 8				FNL Grade 9			
		Clamp Load (Lbs.)	Tightening Torque K = 0.15	Tightening Torque K = 0.17	Tightening Torque K = 0.20	Clamp Load (Lbs.)	Tightening Torque K = 0.15	Tightening Torque K = 0.17	Tightening Torque K = 0.20	Clamp Load (Lbs.)	Tightening Torque K = 0.15	Tightening Torque K = 0.17	Tightening Torque K = 0.20	Clamp Load (Lbs.)	Tightening Torque K = 0.15	Tightening Torque K = 0.17	Tightening Torque K = 0.20
Unified Coarse Thread Series																	
1/4	20	1313	49 in-lbs	59 in-lbs	66 in-lbs	2029	76 in-lbs	86 in-lbs	101 in-lbs	2864	107 in-lbs	122 in-lbs	143 in-lbs	3357	126 in-lbs	143 in-lbs	168 in-lbs
5/16	18	2163	101	122	135	3342	157	178	209	4719	221	251	295	5531	259	294	346
3/8	16	3196	15 ft-lbs	18 ft-lbs	20 ft-lbs	4940	23 ft-lbs	26 ft-lbs	31 ft-lbs	6974	33 ft-lbs	37 ft-lbs	44 ft-lbs	8174	38 ft-lbs	43 ft-lbs	51 ft-lbs
7/16	14	4385	24	29	32	6777	37	42	49	9568	52	59	70	11214	61	70	82
1/2	13	5853	37	44	49	9046	57	64	75	12771	80	90	106	14969	94	106	125
5/8	11	9323	73	87	97	14408	113	128	150	20340	159	180	212	23840	186	211	248
3/4	10	13797	129	155	172	21322	200	227	267	30101	282	320	376	35281	331	375	441
7/8	9	11428	125	150	167	29436	322	365	429	41556	455	515	606	48707	533	604	710
1	8	14992	187	225	250	38616	483	547	644	54517	681	772	909	63899	799	905	1065
1 1/4	7	23986	375	450	500	53786	840	952	1121	87220	1363	1545	1817	102229	1597	1810	2130
1 1/2	6	34780	652	783	869	77991	1462	1657	1950	126473	2371	2688	3162	148237	2779	3150	3706
Fine Thread Series																	
1/4	28	1500	56 in-lbs	68 in-lbs	75 in-lbs	2319	87 in-lbs	99 in-lbs	116 in-lbs	3274	123 in-lbs	139 in-lbs	164 in-lbs	3837	144 in-lbs	163 in-lbs	192 in-lbs
5/16	24	2395	112	135	150	3702	174	197	231	5226	245	278	327	6125	287	325	383
3/8	24	3623	17 ft-lbs	20 ft-lbs	23 ft-lbs	5599	26 ft-lbs	30 ft-lbs	35 ft-lbs	7905	37 ft-lbs	42 ft-lbs	49 ft-lbs	9265	43 ft-lbs	49 ft-lbs	58 ft-lbs
7/16	20	4897	27	32	36	7568	41	47	55	10684	58	66	78	12523	68	78	91
1/2	20	6598	41	49	55	10197	64	72	85	14396	90	102	120	16873	105	120	141
5/8	18	10558	82	99	110	16317	127	144	170	23036	180	204	240	27000	211	239	281
3/4	16	15385	144	173	192	23776	223	253	297	33566	315	357	420	39343	369	418	492
7/8	14	12609	138	165	184	32479	355	403	474	45853	502	568	669	53743	588	666	784
1	14	16827	210	252	280	43343	542	614	722	61190	765	867	1020	71720	896	1016	1195
1 1/4	12	26555	415	498	553	59548	930	1055	1241	96565	1509	1710	2012	113182	1768	2004	2358
1 1/2	12	39130	734	880	978	87747	1645	1865	2194	142292	2668	3024	3557	166778	3127	3544	4169

Clamp load estimated as 75% of proof load for specified bolts.

Torque values for 1/4 and 5/16-inch series are in inch-pounds. All other torque values are in foot-pounds.

Torque values calculated from formula T = KDF

where: D is the nominal diameter, F is the clamp load and
K=0.15 for "lubricated" conditions
K=0.18 for zinc plated and dry conditions
K=0.20 for plain and dry conditions

When using fine threaded fasteners, the range of the K value will vary significantly, and may range lower than 0.15.

The nut or tapped hole is as critical to torque as the bolt. WHEN USING GRADE C TOPLOCK NUTS OR FLANGE LOCKNUTS, PLEASE REFER TO THE FOLLOWING INFORMATION.

Torque-Tension Relationships for Electrodeposited Zinc Clear Chromate, and Lubricated Prevailing Torque Lock Nuts (all-metal)

Locknut Size	threads per inch	Steel Hex Locknut						Steel Hex Flange Nut					
		Grade C			FNL Grade 9			Grade F			Grade G		
		Clamp Load (lbs.)	Tightening Torque (ft-lbs.) min	Tightening Torque (ft-lbs.) max	Clamp Load (lbs.)	Tightening Torque (ft-lbs.) min	Tightening Torque (ft-lbs.) max	Clamp Load (lbs.)	Tightening Torque (ft-lbs.) min	Tightening Torque (ft-lbs.) max	Clamp Load (lbs.)	Tightening Torque (ft-lbs.) min	Tightening Torque (ft-lbs.) max
Coarse Thread Series													
1/4	20	2864	8	12	3357	9	12	2029	6	8	2864	9	11
5/16	18	4719	16	21	5531	19	24	3342	13	17	4719	18	23
3/8	16	6974	28	37	8174	33	43	4940	23	29	6974	33	41
7/16	14	9568	45	59	11214	53	70	6777	37	47	9568	52	66
1/2	13	12771	69	90	14969	81	106	9046	57	72	12771	80	101
9/16	12	16375	100	130	19193	117	153	11599	82	103	16375	115	146
5/8	11	20340	138	180	23840	161	211	14408	113	143	20340	159	201
3/4	10	30101	245	320	35281	287	375	21322	200	253	30101	282	357
7/8	9	41556	394	515	48707	462	604						
1	8	54517	591	772	63899	692	905						
1 1/8	7	68695	837	1095	80516	981	1283						
1 1/4	7	87220	1181	1545	102229	1384	1810						

Clamp Loads are listed at 75% of the proof loads specified for the appropriate grade bolt:
Grades C & Grade G: SAE J429 Grade 8, Grade 9: FNL Grade 9, Grade F: SAE J429 Grade 5
All torque values are in foot-pounds.

Caution: All material included in this chart is advisory only, and its use by anyone is voluntary. In developing this information, Fastenal has made a determined effort to present its contents accurately. Extreme caution should be used when using a formula for torque/tension relationships. Torque is only an indirect indication of tension. For assemblies where loosening or bolt failures can result in personal injury or costly equipment failure, the torque-tension relationship should be determined experimentally on the actual parts involved.

Torque-Tension Relationships for ASTM A574 Socket Head Cap Screws

Nominal	Unified Coarse Thread Series					Fine Thread Series				
Dia.	threads per	Clamp Load	Tightening Torque K = 0.15	K = 0.16	K = 0.20	threads per	Clamp Load	Tightening Torque K = 0.15	K = 0.16	K = 0.20
(in.)	inch	(lbs)	(ft-lbs)	(ft-lbs)	(ft-lbs)	inch	(lbs)	(ft-lbs)	(ft-lbs)	(ft-lbs)
1/4	20	3341	10	11	14	28	3819	12	13	16
5/16	18	5505	22	23	29	24	6097	24	25	32
3/8	16	8136	38	41	51	24	9222	43	46	58
7/16	14	11162	61	65	81	20	12465	68	73	91
1/2	13	14899	93	99	124	20	16795	105	112	140
5/8	11	22883	179	191	238	18	25916	202	216	270
3/4	10	33864	317	339	423	16	37762	354	378	472
7/8	9	46751	511	545	682	14	51584	564	602	752
1	8	61332	767	818	1022	14	68839	860	918	1147

Clamp load estimated as 75% of proof load for socket head cap screws as specified in ASTM A574.
All torque values are in foot-pounds.
Torque values calculated from formula T = KDF
where: K=0.15 for "lubricated" conditions, K = 0.16 for "as-received" with light protective oil, K=0.20 for "dry" conditions

Torque Values for Stainless Steel and Nonferrous Fasteners (inch series)

The following torque values are suggested maximums based upon actual lab testing on clean and dry or near dry fasteners, and lubricated with machine oil for the 18-8 & 316 stainless steel. For other friction conditions, significant modifications may be required. Values though 7/16-inch diameter are stated in inch-pounds: ½-inch and over are stated in foot-pounds.

Bolt	18-8 Stainless Steel		316 Stainless Steel		Silicon	Monel	Brass	2024-T4
Size	Dry	Lubricated	Dry	Lubricated	Bronze			Aluminum
4-40	5.2 in-lbs	4.4 in-lbs	5.5 in-lbs	4.7 in-lbs	4.8 in-lbs	5.3 in-lbs	4.3 in-lbs	2.9 in-lbs
4-48	6.6	5.6	6.9	5.9	6.1	6.7	5.4	3.6
5-40	7.7	6.5	8.1	6.9	7.1	7.8	6.3	4.2
5-44	9.4	8.0	9.8	8.3	8.7	9.6	7.7	5.1
6-32	9.6	8.2	10.1	8.6	8.9	9.8	7.9	5.3
6-40	12.1	10.3	12.7	10.8	11.2	12.3	9.9	6.6
8-32	19.8	16.8	20.7	17.6	18.4	20.2	16.2	10.8
8-36	22	18.7	23	19.6	20.4	22.4	18.0	12.0
10-24	22.8	19.4	23.8	20.2	21.2	25.9	18.6	13.8
10-32	31.7	26.9	33.1	28.1	29.3	34.9	25.9	19.2
1/4-20	75.2	63.9	78.8	67	68.8	85.3	61.5	45.6
1/4-28	94	80	99	84	87	106	77	57
5/16-18	132	112	138	117	123	149	107	80
5/16-24	142	121	147	125	131	160	116	86
3/8-16	236	201	247	210	219	266	192	143
3/8-24	259	220	271	230	240	294	212	157
7/16-14	376	320	393	334	349	427	317	228
7/16-20	400	340	418	355	371	451	327	242
1/2-13	43 ft-lbs	37 ft-lbs	45 ft-lbs	38 ft-lbs	40 ft-lbs	48.7 ft-lbs	35.2 ft-lbs	26 ft-lbs
1/2-20	45	38	47	40	42	51	37	27
9/16-12	56	48	59	50	53	65	47	34
9/16-18	62	53	65	55	58	71	51	38
5/8-11	92	78	96	82	86	111	76	60
5/8-18	103	88	108	92	96	123	85	67
3/4-10	127	108	131	111	118	153	104	82
3/4-16	124	105	129	110	115	149	102	80
7/8-9	194	165	202	172	178	231	159	124
7/8-14	193	164	201	171	177	230	158	124
1 - 8	286	243	299	254	265	344	235	184
1 - 14	259	220	270	230	240	311	212	166

Unified Inch Series Thread Stress Areas, Thread Root Areas and Thread Stripping Area

Nominal Size		Coarse Thread				8 Thread Series				Fine Thread			
		Thread Pitch (tpi)	Tensile Stress Area (sq in.)	Thread Root Area (sq in)	Int Thread Stripping Area Asn sq in per in of engagement	Thread Pitch (tpi)	Tensile Stress Area (sq in.)	Thread Root Area (sq in)	Int Thread Stripping Area Asn sq in per in of engagement	Thread Pitch (tpi)	Tensile Stress Area (sq in)	Thread Root Area (sq in)	Int Thread Stripping Area Asn sq in per in of engagement
0	0.060									80	0.0018	0.00150	0.106
1	0.073	64	0.00262	0.00218	0.133					72	0.00278	0.00237	0.130
2	0.086	56	0.00370	0.00310	0.162					64	0.00394	0.00339	0.156
3	0.099	48	0.00487	0.00406	0.191					56	0.00523	0.00451	0.186
4	0.112	40	0.00604	0.00496	0.221					48	0.00661	0.00566	0.216
5	0.125	40	0.00796	0.00672	0.248					44	0.00831	0.00716	0.246
6	0.138	32	0.00909	0.00745	0.281					40	0.01015	0.00874	0.274
8	0.164	32	0.0140	0.0120	0.334					36	0.0147	0.01285	0.331
10	0.190	24	0.0175	0.0145	0.401					32	0.02	0.01752	0.389
12	0.216	24	0.0242	0.0206	0.458					28	0.0258	0.02258	0.450
1/4	0.250	20	0.0318	0.0269	0.539					28	0.0364	0.03255	0.521
5/16	0.313	18	0.0525	0.0455	0.682					24	0.0581	0.05262	0.663
3/8	0.375	16	0.0775	0.0678	0.828					24	0.0878	0.08084	0.800
7/16	0.438	14	0.106	0.094	0.981					20	0.119	0.10927	0.908
1/2	0.500	13	0.142	0.126	1.12					20	0.160	0.14862	1.08
9/16	0.563	12	0.182	0.162	1.27					18	0.203	0.18917	1.23
5/8	0.625	11	0.226	0.202	1.42					18	0.256	0.23999	1.37
3/4	0.750	10	0.335	0.302	1.72					16	0.373	0.35125	1.66
7/8	0.875	9	0.462	0.419	2.03					14	0.510	0.48047	1.96
1	1.000	8	0.606	0.551	2.33					12 UNF	0.663	0.62445	2.27
1	1.000									14 UNS	0.680	0.64631	2.23
1 1/8	1.125	7	0.763	0.693	2.65	8	0.791	0.728	2.63	12	0.856	0.81180	2.54
1 1/4	1.250	7	0.969	0.890	2.94	8	1.000	0.929	3.27	12	1.073	1.02369	2.83
1 3/8	1.375	6	1.155	1.054	3.27	8	1.234	1.160	3.21	12	1.315	1.26013	3.11
1 1/2	1.500	6	1.406	1.294	3.57	8	1.492	1.410	3.5	12	1.581	1.52111	3.39

The 1-12 is the standard inch series fine thread to the Unified screw thread system. The 1-14 is considered a UNS (Unified Special). However, the majority of all 1-in fine threads manufactured are 1-14 (UNS).

Tensile Stress Area = $0.7854 (D - 0.9743/n)^2$

D = nominal thread diameter

n = threads per inch

Thread Root Area = $0.7854(D - 1.3/n)^2$

D = nominal thread diameter

n = threads per inch

Int Thread Stripping Area per inch of Engagement = $3.1416 \times D_s\text{min} \times n [(1/2n)+0.57735(D_s\text{min} - E_n\text{max})]$

The values listed are for 2B internal threads

n = threads per inch

Dsmin = minimum major diameter of external thread

Enmax = maximum pitch diameter of internal thread

Metric (SI) System Thread Tensile Stress Area (As)

Nom Dia. (mm)	Coarse Thread		Fine Thread	
	Thread Pitch (mm)	Tensile Stress Area (mm sq.)	Thread Pitch (mm)	Tensile Stress Area (mm sq.)
3	0.5	5.03		
3.5	0.6	6.78		
4	0.7	8.78		
5	0.8	14.2		
6	1	20.1		
7	1	28.9		
8	1.25	36.6	1	39.2
10	1.5	58.0	1.25	61.2
12	1.75	84.3	1.25	92.1
14	2	115	1.5	125
16	2	157	1.5	167
18	2.5	192	1.5	216
20	2.5	245	1.5	272
22	2.5	303	1.5	333
24	3	353	2	384
27	3	459	2	496
30	3.5	561	2	621
33	3.5	694	2	761
36	4	817	3	865
39	4	976	3	1030

The tensile stress area is calculated as follows:

$$As = 0.7854 [D - (0.9743P)]^2$$

where

As = stress area (mm sq.)

D = nominal bolt size (mm)

P = thread pitch (mm)

Metric Mechanical Specifications with Grade Markings per ISO 898-1

Metric Property Class	Material	Size Range	Min. Proof Strength MPa	Min. Tensile Strength MPa	Core Hardness Rockwell		Min. Yield Strength MPa	Grade Identification Marking
					Min.	Max.		
4.6	Low or medium carbon steel	M5 - M39	225	400	B67	B99.5	240	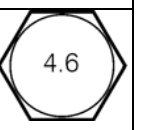
8.8	Medium carbon steel: quenched & tempered	M5 - M16 M18 - M39	580 600	800 830	C22 C23	C32 C34	640 660	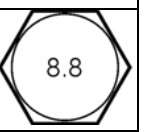
10.9	Alloy steel: quenched & tempered	M5 - M39	830	1040	C32	C39	940	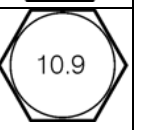
12.9	Alloy steel: quenched & tempered	M1.6 - M39	970	1220	C39	C44	1100	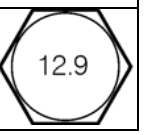

Mechanical Properties of Metric Nuts per DIN 267 Part 4

Property Class	Typical Material	Proof Stress MPa	Core Hardness Rockwell (max.)	Grade Identification Marking
Class 8	Low to Medium Carbon Steel	800	C30	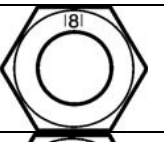
Class 10	Medium carbon steel; quenched & tempered	1000	C36	
Class 12	Medium carbon steel; quenched & tempered	1200	C36	

U.S./Metric Conversion Equivalents

Quantity	To Convert	Into	Multiply By		To Convert	Into	Multiply By
Length	inch (in.) feet (ft)	millimeter(mm) millimeter(mm)	25.4 304.8		mm mm	inch feet	0.03937 0.00328
Area	square inch (sq.in)	square millimeter (sq. mm)	645.16		sq. mm	sq. in.	0.00155
Volume	gallon cubic inch cubic foot	liter cubic centimeter cubic meter	3.785 16.3871 0.0283		liter	gal	0.2642
Force	pound (lb.)	Newton(N)	4.448		N	lb.	0.2248
Pressure	pound/sq.in(psi)	Pascal(Pa) Mega Pascal(MPa)	6895 0.006895		MPa	psi	145.1
Torque	inch pound(in-lb) foot pound(ft-lb)	Newton meter(N m) Newton meter(N m)	0.113 1.356		N m N m	in-lb ft-lb	8.851 0.738

Other common conversions: 1N = 1 kg m/s^2 : 1Pa = 1N/m^2 : 1MPa = 1N/mm^2

Example: to convert length to mm, multiply inches by 25.4

Caution: All material included in this chart is advisory only, and its use by anyone is voluntary. In developing this information, Fastenal has made a determined effort to present its contents accurately. Extreme caution should be used when using a formula for torque/tension relationships. Torque is only an indirect indication of tension. For assemblies where loosening or bolt failures can result in personal injury or costly equipment failure, the torque-tension relationship should be determined experimentally on the actual parts involved.

Torque-Tension Relationships For Metric Fasteners

Nom. Dia. (mm)	Pitch	4.6 Class 4.6				8.8 Class 8.8				10.9 Class 10.9				12.9 Class 12.9		
		Clamp Load (lbs)	Tightening Torque K = 0.15 (ft-lbs)	K = 0.18 (ft-lbs)	K = 0.20 (ft-lbs)	Clamp Load (lbs)	Tightening Torque K = 0.15 (ft-lbs)	K = 0.18 (ft-lbs)	K = 0.20 (ft-lbs)	Clamp Load (lbs)	Tightening Torque K = 0.15 (ft-lbs)	K = 0.18 (ft-lbs)	K = 0.20 (ft-lbs)	Clamp Load (lbs)	Tightening Torque K = 0.15 (ft-lbs)	K = 0.20 (ft-lbs)
3	0.5													823	1.2	1.6
3.5	0.6													1108	1.9	2.5
4	0.7													1436	2.8	3.8
5	0.8	538	1.3	1.6	1.8	1387	3.4	4.1	4.5	1985	4.9	5.9	6.5	2319	5.7	7.6
6	1	763	2.3	2.7	3.0	1968	5.8	7.0	7.7	2816	8.3	10.0	11.1	3291	9.7	13.0
7	1	1095	3.8	4.5	5.0	2822	9.7	11.7	13.0	4039	13.9	16.7	18.5	4720	16.3	21.7
8	1.25	1389	5.5	6.6	7.3	3580	14.1	16.9	18.8	5123	20.2	24.2	26.9	5987	23.6	31.4
10	1.5	2200	10.8	13.0	14.4	5671	27.9	33.5	37.2	8115	39.9	47.9	53.2	9484	46.7	62.2
12	1.75	3197	18.9	22.7	25.2	8240	48.7	58.4	64.9	11792	69.6	83.5	92.8	13781	81.4	108.5
14	2	4379	30.2	36.2	40.2	11289	77.8	93.3	103.7	16154	111.3	133.5	148.4	18879	130.0	173.4
16	2	5943	46.8	56.2	62.4	15320	120.6	144.7	160.8	21924	172.6	207.1	230.1	25622	201.7	268.9
18	2.5	7301	64.7	77.6	86.2	18822	166.7	200.0	222.2	26934	238.5	286.2	318.0	31477	278.8	371.7
20	2.5	9286	91.4	109.7	121.9	23938	235.5	282.7	314.1	34256	337.1	404.5	449.4	40034	393.9	525.2
22	2.5	11509	124.6	149.5	166.1	29669	321.1	385.4	428.2	42457	459.6	551.5	612.7	49619	537.1	716.1
24	3	13372	157.9	189.5	210.6	34471	407.0	488.4	542.7	49329	582.5	699.0	776.6	57649	680.7	907.6
27	3	17428	231.6	277.9	308.8	44924	596.8	716.1	795.7	64288	854.0	1024.8	1138.7	75132	998.1	1330.7
30	3.5	21266	314.0	376.8	418.6	54819	809.1	970.9	1078.8	78448	1157.9	1389.5	1543.8	91680	1353.2	1804.3
33	3.5	26310	427.3	512.7	569.7	67821	1101.1	1321.4	1468.2	97055	1575.8	1890.9	2101.0	113425	1841.6	2455.4
36	4	30982	548.9	658.7	731.9	79866	1414.6	1697.5	1886.1	114291	2024.3	2429.2	2699.1	133569	2365.8	3154.4

Clamp load estimated as 75% of proof load for specified bolts.
Torque values are listed in foot-pounds.
Torque values calculated from formula T = KDF
where: D is the nominal diameter, F is the clamp load and
K=0.15 for "lubricated" conditions
K=0.18 for zinc plated and dry conditions
K=0.20 for plain and dry conditions

ISO 3506 Corrosion-Resistant Stainless Steel Fasteners

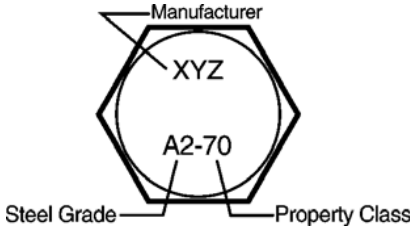

Example of Head Marking

Mechanical Properties of Metric Stainless Steel Fasteners

Group	Grade	Property Class	Diameter Range	Bolts, Screws & Studs: Tensile Strength MPa	Bolts, Screws & Studs: Stress at 0.2% Permanent MPa	Nuts: Proof Load Stress MPa
Austenitic	A1, A2 & A4	50 (soft)	≤M39	500	210	500
		70 (cold-worked)	≤M20	700	450	700
		80 (high strength)	≤M20	800	600	800
Martensitic	C1	50 (soft)		500	250	500
		70 (hardened & tempered)		700	410	700
	C3	80 (hardened &tempered)		800	640	800
	C4	50 (soft)		500	250	500
		70 (hardened & tempered)		700	410	700
Ferritic	F1	45 (soft)	≤M24	450	250	450
		60 (cold-worked)	≤M24	600	410	600

Nominal Size (inch)	E		F			G		H			Nominal Thread Lengths L_T				
	Full Size Body Dia.		Width Across Flats			Width Across Corners		Head Height			Fully Threaded up Through	Thread Lengths for Screws			
												6-in. & Shorter		Over 6-in.	
	Max.	Min.	Basic	Max.	Min.	Max.	Min.	Basic	Max.	Min.	Nom. Length	Min	Max	Min	Max
1/4	0.2500	0.2450	7/16	0.438	0.428	0.505	0.488	5/32	0.163	0.150	1 1/8	0.65	1.00	0.82	1.25
5/16	0.3125	0.3065	1/2	0.500	0.489	0.577	0.557	13/64	0.211	0.195	1 1/4	0.78	1.15	0.95	1.40
3/8	0.3750	0.3690	9/16	0.563	0.551	0.650	0.628	15/64	0.243	0.226	1 3/8	0.90	1.31	1.07	1.56
7/16	0.4375	0.4305	5/8	0.625	0.612	0.722	0.698	9/32	0.291	0.272	1 5/8	1.03	1.48	1.20	1.73
1/2	0.5000	0.4930	3/4	0.750	0.736	0.866	0.840	5/16	0.323	0.302	1 3/4	1.15	1.62	1.32	1.87
9/16	0.5625	0.5545	13/16	0.813	0.798	0.938	0.910	23/64	0.371	0.348	2	1.28	1.80	1.45	2.05
5/8	0.6250	0.6170	15/16	0.938	0.922	1.083	1.051	25/64	0.403	0.378	2 1/8	1.40	1.95	1.57	2.20
3/4	0.7500	0.7410	1 1/8	1.125	1.100	1.299	1.254	15/32	0.483	0.455	2 1/2	1.65	2.25	1.82	2.50
7/8	0.8750	0.8660	1 5/16	1.313	1.285	1.516	1.465	35/64	0.563	0.531	2 3/4	1.84	2.56	2.05	2.81
1	1.0000	0.9900	1 1/2	1.500	1.469	1.732	1.675	39/64	0.627	0.591	3	2.09	2.87	2.30	3.12
1 1/8	1.1250	1.1140	1 11/16	1.688	1.631	1.949	1.859	11/16	0.718	0.658	3 1/2	2.32	3.21	2.53	3.46
1 1/4	1.2500	1.2390	1 7/8	1.875	1.812	2.165	2.066	25/32	0.813	0.749	3 3/4	2.57	3.46	2.78	3.71
1 3/8	1.3750	1.3630	2 1/16	2.063	1.994	2.382	2.273	27/32	0.878	0.810	4 1/4	2.82	3.83	3.03	4.08
1 1/2	1.5000	1.4880	2 1/4	2.250	2.175	2.598	2.480	1 5/16	0.974	0.902	4 1/2	3.07	4.08	3.28	4.33

Thread lengths calculated using maximum grip gauging lengths and minimum body lengths and given as a reference.
Source: ASME B18.2.1, 1996

The length of thread on bolts shall be controlled by the grip gauging length (L_G max) and body length (L_B min). The thread length L_o is calculated as L_T = L nom. (nominal length) – L_G max. The minimum body length (L_B min) is the distance measured from the underhead bearing surface to the last scratch of thread or to the top of the extrusion angle L_B = L – L_G max – transition thread length Y.

Maximum Grip Gauging Lengths (L_G) and Minimum Body Lengths (L_B) for Hex Cap Screws

Nominal Diameter	1/4		5/16		3/8		7/16		1/2		9/16		5/8		3/4		7/8		1	
Nominal Lengths	L_G	L_B	L_G	L_B	L_G	L_B	L_G	L_B	L_G	L_B	L_G	L_B	L_G	L_B	L_G	L_B	L_G	L_B	L_G	L_B
1 1/4	0.50	0.25																		
1 3/8	0.63	0.38	0.50	0.22																
1 1/2	0.75	0.50	0.62	0.35	0.50	0.19														
1 5/8	0.88	0.62	0.75	0.47	0.62	0.31														
1 3/4	1.00	0.75	0.88	0.60	0.75	0.44	0.63	0.27												
1 7/8	1.12	0.88	1.00	0.72	0.88	0.56	0.75	0.39	0.63	0.24										
2	1.25	1.00	1.12	0.85	1.00	0.69	0.88	0.52	0.75	0.38										
2 1/4	1.50	1.25	1.38	1.10	1.25	0.94	1.12	0.77	1.00	0.52	0.88	0.46	0.75	0.30						
2 1/2	1.75	1.50	1.62	1.35	1.50	1.19	1.38	1.02	1.25	0.86	1.12	0.75	1.00	0.55						
2 3/4	2.00	1.75	1.88	1.60	1.75	1.44	1.62	1.27	1.50	1.12	1.38	0.96	1.25	0.80	1.00	0.50				
3	2.25	2.00	2.12	1.85	2.00	1.69	1.88	1.52	1.75	1.36	1.62	1.21	1.50	1.05	1.25	0.75	1.00	0.44		
3 1/4	2.50	2.25	2.38	2.10	2.25	1.94	2.12	1.77	2.00	1.62	1.88	1.46	1.75	1.30	1.50	1.00	1.25	0.69	1.00	0.38
3 1/2	2.75	2.50	2.62	2.35	2.50	2.19	2.38	2.02	2.25	1.86	2.12	1.71	2.00	1.55	1.75	1.25	1.50	0.94	1.25	0.62
3 3/4	3.00	2.75	2.88	2.60	2.75	2.44	2.62	2.27	2.50	2.12	2.38	1.96	2.25	1.80	2.00	1.50	1.75	1.19	1.50	0.88
4	3.25	3.00	3.12	2.85	3.00	2.69	2.88	2.52	2.75	2.36	2.62	2.21	2.50	2.05	2.25	1.75	2.00	1.44	1.75	1.12
4 1/4	3.50	3.25	3.38	3.10	3.25	2.94	3.12	2.77	3.00	2.62	2.88	2.46	2.75	2.30	2.50	2.00	2.25	1.69	2.00	1.38
4 1/2	3.75	3.50	3.62	3.35	3.50	3.19	3.38	3.02	3.25	2.86	3.12	2.71	3.00	2.55	2.75	2.25	2.50	1.94	2.25	1.62
4 3/4	4.00	3.75	3.88	3.60	3.75	3.44	3.62	3.27	3.50	3.12	3.38	2.96	3.25	2.80	3.00	2.50	2.75	2.19	2.50	1.88
5	4.25	4.00	4.12	3.85	4.00	3.69	3.88	3.52	3.75	3.36	3.62	3.21	3.50	3.05	3.25	2.75	3.00	2.44	2.75	2.12
5 1/4	4.50	4.25	4.38	4.10	4.25	3.94	4.12	3.77	4.00	3.62	3.88	3.46	3.75	3.30	3.50	3.00	3.25	2.69	3.00	2.38
5 1/2	4.75	4.50	4.62	4.35	4.50	4.19	4.38	4.02	4.25	3.87	4.12	3.71	4.00	3.55	3.75	3.25	3.50	2.94	3.25	2.62
5 3/4	5.00	4.75	4.88	4.60	4.75	4.44	4.63	4.27	4.50	4.12	4.38	3.96	4.25	3.80	4.00	3.50	3.75	3.19	3.50	2.88
6	5.25	5.00	5.12	4.85	5.00	4.69	4.88	4.52	4.75	4.36	4.62	4.21	4.50	4.05	4.25	3.75	4.00	3.44	3.75	3.12
6 1/4	5.25	5.00	5.12	4.85	5.00	4.69	4.88	4.52	4.75	4.36	4.62	4.21	4.50	4.05	4.25	3.75	4.00	3.44	3.75	3.12
6 1/2	5.50	5.25	5.38	5.10	5.25	4.94	5.12	4.77	5.00	4.62	4.88	4.46	4.75	4.30	4.50	4.00	4.25	3.69	4.00	3.38
6 3/4	5.75	5.50	5.62	5.35	5.50	5.19	5.38	5.02	5.25	4.86	5.12	4.71	5.00	4.55	4.75	4.25	4.50	3.94	4.25	3.63
7	6.00	5.75	5.88	5.80	5.75	5.44	5.62	5.27	5.50	5.12	5.38	4.96	5.25	4.80	5.00	4.50	4.75	4.19	4.50	3.22

Note: screw lengths above black line are fully threaded.

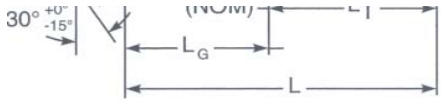

Nominal Size (inch)	E		F			G		H			Thread Length For Bolt Lengths	
	Full Size Body Dia.		Width Across Flats			Width Across Corners		Head Height			6 in & Shorter	Over 6 in
	Max.	Min.	Basic	Max.	Min.	Max.	Min.	Basic	Max.	Min.	Nom.	Nom.
1/4	0.260	0.237	7/16	0.438	0.425	0.505	0.484	11/64	0.188	0.150	0.750	1.000
5/16	0.324	0.298	1/2	0.500	0.484	0.577	0.552	7/32	0.235	0.195	0.875	1.125
3/8	0.388	0.360	9/16	0.563	0.544	0.650	0.620	1/4	0.268	0.226	1.000	1.250
7/16	0.452	0.421	5/8	0.625	0.603	0.722	0.687	19/64	0.316	0.272	1.125	1.375
1/2	0.515	0.482	3/4	0.750	0.725	0.866	0.826	11/32	0.364	0.302	1.250	1.500
5/8	0.642	0.605	15/16	0.938	0.906	1.083	1.033	27/64	0.444	0.378	1.500	1.750
3/4	0.768	0.729	1 1/8	1.125	1.088	1.299	1.240	1/2	0.524	0.455	1.750	2.000
7/8	0.895	0.852	1 5/16	1.313	1.269	1.516	1.447	37/64	0.604	0.531	2.000	2.250
1	1.022	0.976	1 1/2	1.500	1.450	1.732	1.653	43/64	0.700	0.591	2.250	2.500
1 1/8	1.149	1.098	1 11/16	1.688	1.631	1.949	1.859	3/4	0.780	0.658	2.500	2.750
1 1/4	1.277	1.223	1 7/8	1.875	1.812	2.165	2.066	27/32	0.876	0.749	2.750	3.000
1 3/8	1.404	1.345	2 1/16	2.063	1.994	2.382	2.273	29/32	0.940	0.810	3.000	3.250
1 1/2	1.531	1.470	2 1/4	2.250	2.175	2.598	2.480	1	1.036	0.902	3.250	3.500
1 3/4	1.785	1.716	2 5/8	2.625	2.538	3.031	2.893	1 5/32	1.196	1.054	3.750	4.000
2	2.039	1.964	3	3.000	2.900	3.464	3.306	1 11/32	1.388	1.175	4.250	4.500
2 1/4	2.305	2.214	3 3/8	3.375	3.262	3.897	3.719	1 1/2	1.548	1.327	4.750	5.000
2 1/2	2.559	2.461	3 3/4	3.750	3.625	4.330	4.133	1 21/32	1.708	1.479	5.250	5.500
2 3/4	2.827	2.711	4 1/8	4.125	3.988	4.763	4.546	1 13/16	1.869	1.632	5.750	6.000
3	3.081	2.961	4 1/2	4.500	4.350	5.196	4.959	2	2.060	1.815	6.250	6.500

Source: ASME B18.2.1, 1996

Heavy Hex Bolts

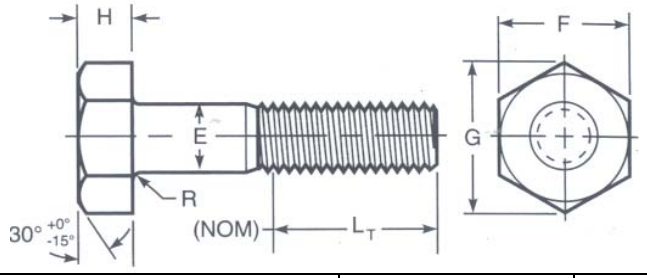

Nominal Size (inch)	E		F			G		H			Thread Length For Bolt Lengths	
	Full Size Body Dia.		Width Across Flats			Width Across Corners		Head Height			6 in & Shorter	Over 6 in
	Max.	Min.	Basic	Max.	Min.	Max.	Min.	Basic	Max.	Min.	Nom.	Nom.
1/2	0.515	0.482	7/8	0.875	0.850	1.010	0.969	11/32	0.364	0.302	1.250	1.500
5/8	0.642	0.605	11/16	0.688	1.031	1.227	1.175	27/64	0.444	0.378	1.500	1.750
3/4	0.768	0.729	1 1/4	1.250	1.212	1.443	1.383	1/2	0.524	0.455	1.750	2.000
7/8	0.895	0.852	1 7/16	1.438	1.394	1.660	1.589	37/64	0.604	0.531	2.000	2.250
1	1.022	0.976	1 5/8	1.625	1.575	1.876	1.796	43/64	0.700	0.591	2.250	2.500
1 1/8	1.149	1.098	1 13/16	1.813	1.756	2.093	2.002	3/4	0.780	0.658	2.500	2.750
1 1/4	1.277	1.223	2	2.000	1.938	2.309	2.209	27/32	0.876	0.749	2.750	3.000
1 3/8	1.404	1.345	2 3/16	2.188	2.119	2.526	2.416	29/32	0.940	0.810	3.000	3.250
1 1/2	1.531	1.470	2 3/8	2.375	2.300	2.742	2.622	1	1.036	0.902	3.250	3.500
1 3/4	1.785	1.716	2 3/4	2.750	2.662	3.175	3.035	1 5/32	1.196	1.054	3.750	4.000
2	2.039	1.964	3 1/8	3.125	3.025	3.608	3.449	1 11/32	1.388	1.175	4.250	4.500

Source: ASME B18.2.1, 1996

Hex Flange Screw (non-serrated)

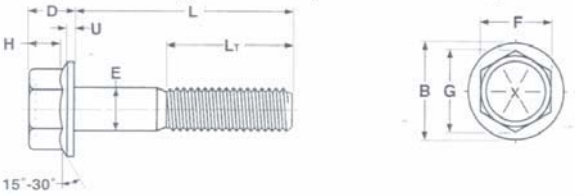

Nominal Size	E		F			G		B	U	D	H	Thread Length	
	Body Diameter		Width Across Flats			Width Across Corners		Flange Dia.	Flange Thick-ness	Head Height	Hex Height	6 in & Shorter	Over 6 in.
	Max	Min	Basic	Max	Min	Max	Min	Max	Min	Max	Min	Nom.	Nom.
1/4	0.2500	0.2450	3/8	0.3750	0.3670	0.433	0.409	0.56	0.04	0.28	0.17	0.750	1.000
5/16	0.3125	0.3065	1/2	0.5000	0.4890	0.577	0.548	0.68	0.05	0.32	0.21	0.875	1.125
3/8	0.3750	0.3690	9/16	0.5625	0.5510	0.650	0.618	0.81	0.06	0.425	0.25	1.000	1.250
7/16	0.4375	0.4305	5/8	0.6250	0.6120	0.722	0.685	0.93	0.07	0.46	0.30	1.125	1.375
1/2	0.5000	0.4930	3/4	0.7500	0.7360	0.866	0.825	1.07	0.08	0.555	0.34	1.250	1.500
5/8	0.6250	0.6170	15/16	0.9375	0.9220	1.083	1.034	1.33	0.10	0.69	0.42	1.500	1.750
3/4	0.7500	0.7410	1 1/8	1.1250	1.1000	1.299	1.234	1.59	0.11	0.825	0.51	1.750	2.000

Source: IFI 111

Serrated Hex Flange Screw

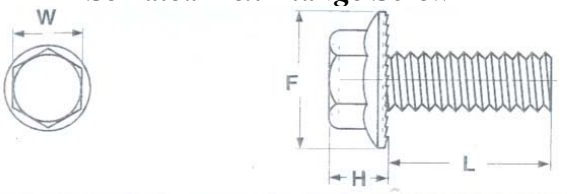

Nominal Size		W		H		F	
		Width Across Flats		Thickness		Flange Diameter	
		Max.	Min.	Max.	Min.	Max.	Min.
4	0.112	0.188	0.181	0.079	0.060	0.243	0.225
6	0.138	0.187	0.181	0.157	0.132	0.266	0.254
8	0.164	0.250	0.244	0.186	0.161	0.355	0.341
10	0.190	0.312	0.305	0.210	0.185	0.441	0.425
1/4	0.250	0.375	0.367	0.240	0.201	0.531	0.513
5/16	0.313	0.500	0.491	0.298	0.274	0.706	0.686
3/8	0.375	0.562	0.552	0.331	0.307	0.793	0.771
7/16	0.438	0.625	0.612	0.460	0.365	0.930	0.856
1/2	0.500	0.750	0.736	0.510	0.470	1.070	1.020
5/8	0.625	0.9375	0.922	0.620	0.580	1.330	1.260
3/4	0.750	1.1250	1.100	0.730	0.680	1.590	1.490

Hex Lag Screw

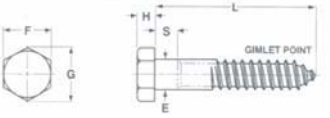

Nominal Size		Threads per Inch	E		F			G		H			S
			Body or Shoulder Dia.		Width Across Flats			Width Across Corners		Head Height			Shoulder Length
			Max	Min	Basic	Max	Min	Max	Min	Basic	Max	Min	Min
#10	0.1900	11	0.199	0.178	9/32	0.281	0.271	0.323	0.309	1/8	0.140	0.110	0.094
1/4	0.2500	10	0.260	0.237	7/16	0.438	0.425	0.505	0.484	11/64	0.188	0.150	0.094
5/16	0.3125	9	0.324	0.298	1/2	0.500	0.484	0.577	0.552	7/32	0.195	0.195	0.125
3/8	0.3750	7	0.388	0.360	9/16	0.562	0.544	0.650	0.620	1/4	0.226	0.226	0.125
7/16	0.4375	7	0.452	0.421	5/8	0.625	0.603	0.722	0.687	19/64	0.272	0.272	0.156
1/2	0.5000	6	0.515	0.482	3/4	0.750	0.725	0.866	0.826	11/32	0.302	0.302	0.156
5/8	0.6250	5	0.642	0.605	15/16	0.938	0.906	1.083	1.033	27/64	0.378	0.378	0.312
3/4	0.7500	4 1/2	0.768	0.729	1 1/8	1.125	1.088	1.299	1.240	1/2	0.455	0.455	0.375

Source: ASME B18.2.1, 1996

Carriage Bolts

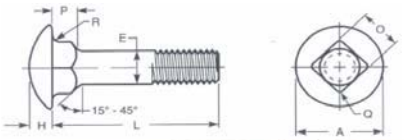

Nominal Size or Basic Bolt Diameter		E		A		H		O		P		Q	R
		Body Diameter		Head Diameter		Head Height		Square Width		Square Depth		Corner Radius on Square	Fillet Radius
		Max	Min	Max	Min	Max	Min	Max	Min	Max	Min	Max	Max
No. 10	0.1900	0.199	0.182	0.469	0.436	0.114	0.094	0.199	0.185	0.125	0.094	0.031	0.031
1/4	0.2500	0.260	0.237	0.594	0.563	0.145	0.125	0.260	0.245	0.156	0.125	0.031	0.031
5/16	0.3125	0.324	0.298	0.719	0.688	0.176	0.156	0.324	0.307	0.187	0.156	0.031	0.031
3/8	0.3750	0.388	0.360	0.844	0.782	0.208	0.188	0.388	0.368	0.219	0.188	0.047	0.031
7/16	0.4375	0.452	0.421	0.969	0.907	0.239	0.219	0.452	0.431	0.250	0.219	0.047	0.031
1/2	0.5000	0.515	0.483	1.094	1.032	0.270	0.250	0.515	0.492	0.281	0.250	0.047	0.031
5/8	0.6250	0.642	0.605	1.344	1.219	0.344	0.313	0.642	0.616	0.344	0.313	0.078	0.062
3/4	0.7500	0.768	0.729	1.594	1.469	0.406	0.375	0.768	0.741	0.406	0.375	0.078	0.062
7/8	0.8750	0.895	0.852	1.844	1.719	0.459	0.438	0.895	0.865	0.469	0.438	0.094	0.062
1	1.0000	1.022	0.976	2.094	1.969	0.531	0.500	1.022	0.990	0.531	0.500	0.094	0.062

Source: ASME B18.5

Flat Washers

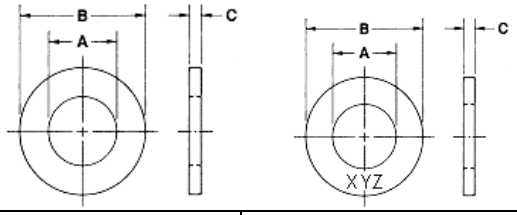

Nominal Washer Size	Style	(A) Inside Diameter			(B) Outside Diameter			(C) Thickness		
			Tolerance			Tolerance				
		Basic	Plus	Minus	Basic	Plus	Minus	Basic	Max.	Min.
1/4	SAE	0.281	0.015	0.005	0.625	0.015	0.005	0.065	0.080	0.051
1/4	USS	0.321	0.015	0.005	0.734	0.015	0.007	0.065	0.080	0.051
5/16	SAE	0.344	0.015	0.005	0.688	0.015	0.007	0.065	0.080	0.051
5/16	USS	0.375	0.015	0.005	0.875	0.030	0.007	0.083	0.104	0.064
3/8	SAE	0.406	0.015	0.005	0.812	0.015	0.007	0.065	0.080	0.051
3/8	USS	0.438	0.015	0.005	1.000	0.030	0.007	0.083	0.104	0.064
7/16	SAE	0.469	0.015	0.005	0.922	0.015	0.007	0.065	0.080	0.051
7/16	USS	0.500	0.015	0.005	1.250	0.030	0.007	0.083	0.104	0.064
1/2	SAE	0.531	0.015	0.005	1.062	0.030	0.007	0.095	0.121	0.074
1/2	USS	0.562	0.015	0.005	1.375	0.030	0.007	0.109	0.132	0.086
9/16	SAE	0.594	0.015	0.005	1.156	0.030	0.007	0.095	0.121	0.074
9/16	USS	0.625	0.015	0.005	1.469	0.030	0.007	0.109	0.132	0.086
5/8	SAE	0.656	0.030	0.007	1.312	0.030	0.007	0.095	0.121	0.074
5/8	USS	0.688	0.030	0.007	1.750	0.030	0.007	0.134	0.160	0.108
3/4	SAE	0.812	0.030	0.007	1.469	0.030	0.007	0.134	0.160	0.108
3/4	USS	0.812	0.030	0.007	2.000	0.030	0.007	0.148	0.177	0.122
7/8	SAE	0.938	0.030	0.007	1.750	0.030	0.007	0.134	0.160	0.108
7/8	USS	0.938	0.030	0.007	2.250	0.030	0.007	0.165	0.192	0.136
1	SAE	1.062	0.030	0.007	2.000	0.030	0.007	0.134	0.160	0.108
1	USS	1.062	0.030	0.007	2.500	0.030	0.007	0.165	0.192	0.136
1 1/8	SAE	1.250	0.030	0.007	2.250	0.030	0.007	0.134	0.160	0.108
1 1/8	USS	1.250	0.030	0.007	2.750	0.030	0.007	0.165	0.192	0.136
1 1/4	SAE	1.375	0.030	0.007	2.500	0.030	0.007	0.165	0.192	0.136
1 1/4	USS	1.375	0.030	0.007	3.000	0.030	0.007	0.165	0.192	0.136
1 3/8	SAE	1.500	0.030	0.007	2.750	0.030	0.007	0.165	0.192	0.136
1 3/8	USS	1.500	0.045	0.010	3.250	0.045	0.010	0.180	0.213	0.153
1 1/2	SAE	1.625	0.030	0.007	3.000	0.030	0.007	0.165	0.192	0.136
1 1/2	USS	1.625	0.045	0.010	3.500	0.045	0.010	0.180	0.213	0.153

Source: ANSI/ASME B18.22.1, 1965 (R1998)

Through-hardened flat washers meet mechanical properties of ASTM F436.
Through-hardened flat washers will contain manufacturer's marking.

Hex Nuts and Hex Jam Nuts

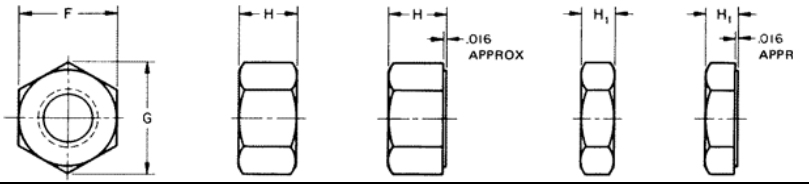

Nominal Size or Basic Major Dia. of Thread (in.)	*F* *Width Across* Flats (in.)			G Width Across Corners (in.)		H Thickness Hex Nuts (in.)			H_1 Thickness Hex Jam Nuts (in.)		
	Basic	Max.	Min.	Max.	Min.	Basic	Max.	Min.	Basic	Max.	Min.
1/4	7/16	0.438	0.428	0.505	0.488	7/32	0.226	0.212	5/32	0.163	0.150
5/16	1/2	0.500	0.489	0.577	0.557	17/64	0.273	0.258	3/16	0.195	0.180
3/8	9/16	0.562	0.551	0.650	0.628	21/64	0.337	0.320	7/32	0.227	0.210
7/16	11/16	0.688	0.675	0.794	0.768	3/8	0.385	0.365	1/4	0.260	0.240
1/2	3/4	0.750	0.736	0.866	0.840	7/16	0.448	0.427	5/16	0.323	0.302
9/16	7/8	0.875	0.861	1.010	0.982	31/64	0.496	0.473	5/16	0.324	0.301
5/8	15/16	0.938	0.922	1.083	1.051	35/64	0.559	0.535	3/8	0.387	0.363
3/4	1 1/8	1.125	1.088	1.299	1.240	41/64	0.665	0.617	27/64	0.446	0.398
7/8	1 5/16	1.312	1.269	1.516	1.447	3/4	0.776	0.724	31/64	0.510	0.458
1	1 1/2	1.500	1.450	1.732	1.653	55/64	0.887	0.831	35/64	0.575	0.519
1 1/8	1 11/16	1.688	1.631	1.949	1.859	31/32	0.999	0.939	39/64	0.639	0.579
1 1/4	1 7/8	1.875	1.812	2.165	2.066	1 1/16	1.094	1.030	23/32	0.751	0.687
1 3/8	2 1/16	2.062	1.994	2.382	2.273	1 11/64	1.206	1.138	25/32	0.815	0.747
1 1/2	2 1/4	2.250	2.175	2.598	2.480	1 9/32	1.317	1.245	27/32	0.880	0.808

Source: ANSI/ASME B18.2.2, 1987 (R 1999)

Heavy Hex Nuts and Heavy Hex Jam Nuts

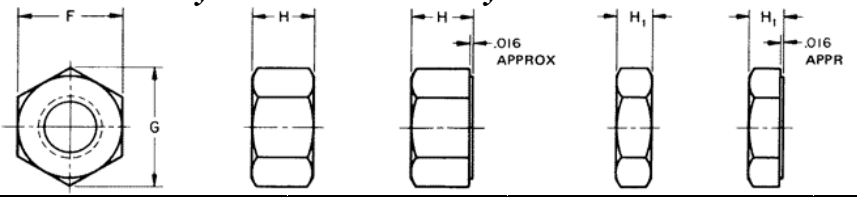

Nominal Size or Basic Major Dia. of Thread (in.)	F Width Across Flats (in.)			G Width Across Corners (in.)		H *Thickness* Heavy Hex Nuts (in.)			H_1 Thickness Heavy Hex Jam Nuts (in.)		
	Basic	Max.	Min.	Max.	Min.	Basic	Max.	Min.	Basic	Max.	Min.
1/4	1/2	0.500	0.488	0.577	0.556	15/64	0.250	0.218	11/64	0.188	0.156
5/16	9/16	0.562	0.546	0.650	0.622	19/64	0.314	0.280	13/64	0.220	0.186
3/8	11/16	0.688	0.669	0.794	0.763	23/64	0.377	0.341	15/64	0.252	0.216
7/16	3/4	0.750	0.728	0.866	0.830	27/64	0.441	0.403	17/64	0.285	0.247
1/2	7/8	0.875	0.850	1.010	0.969	31/64	0.504	0.464	19/64	0.317	0.277
9/16	15/16	0.938	0.909	1.083	1.037	35/64	0.568	0.526	21/64	0.349	0.307
5/8	1 1/16	1.062	1.031	1.227	1.175	39/64	0.631	0.587	23/64	0.381	0.337
3/4	1 1/4	1.250	1.212	1.443	1.382	47/64	0.758	0.710	27/64	0.446	0.398
7/8	1 7/16	1.438	1.394	1.660	1.589	55/64	0.885	0.833	31/64	0.510	0.458
1	1 5/8	1.625	1.575	1.876	1.796	63/64	1.012	0.956	35/64	0.575	0.519
1 1/8	1 13/16	1.812	1.756	2.093	2.002	1 7/64	1.139	1.079	39/64	0.639	0.579
1 1/4	2	2.000	1.938	2.309	2.209	1 7/32	1.251	1.187	23/32	0.751	0.687
1 3/8	2 3/16	2.188	2.119	2.526	2.416	1 11/32	1.378	1.310	25/32	0.815	0.747
1 1/2	2 3/8	2.375	2.300	2.742	2.622	1 15/32	1.505	1.433	27/32	0.880	0.808
1 5/8	2 9/16	2.562	2.481	2.959	2.828	1 19/32	1.632	1.556	29/32	0.944	0.868
1 3/4	2 3/4	2.750	2.662	3.175	3.035	1 23/32	1.759	1.679	31/32	1.009	0.929
1 7/8	2 15/16	2.938	2.844	3.392	3.242	1 27/32	1.886	1.802	1 1/32	1.073	0.989
2	3 1/8	3.125	3.025	3.608	3.449	1 31/32	2.013	1.925	1 3/32	1.138	1.050

Source ANSI/ASME B18.2.2, 1987 (R 1999)

Fastenal FNL Grade 9
FNL Grade 9 Hex Cap Screw

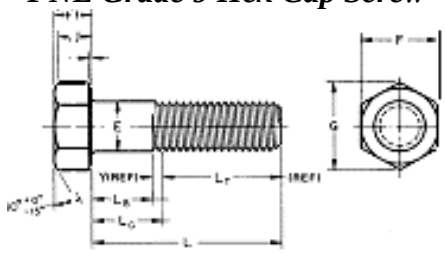

Nominal Size (inch)	E		F			H		Nominal Thread Lengths L_T				
	Full Size Body Dia.		Width Across Flats			Head Height		Fully Threaded up Through	Thread Lengths for Screws			
									6-in. & Shorter		Over 6-in.	
	Max.	Min.	Basic	Max.	Min.	Max.	Min.	Nom. Length	Min	Max	Min	Max
1/4	0.2500	0.2450	7/16	0.438	0.428	0.194	0.181	1 1/8	0.65	1.00	0.82	1.25
5/16	0.3125	0.3065	1/2	0.500	0.489	0.242	0.227	1 1/4	0.78	1.15	0.95	1.40
3/8	0.3750	0.3690	9/16	0.563	0.551	0.289	0.273	1 3/8	0.90	1.31	1.07	1.56
7/16	0.4375	0.4305	5/8	0.625	0.612	0.338	0.318	1 5/8	1.03	1.48	1.20	1.73
1/2	0.5000	0.4930	3/4	0.750	0.736	0.386	0.364	1 3/4	1.15	1.62	1.32	1.87
9/16	0.5625	0.5545	13/16	0.813	0.798	0.433	0.410	2	1.28	1.80	1.45	2.05
5/8	0.6250	0.6170	15/16	0.938	0.922	0.481	0.456	2 1/8	1.40	1.95	1.57	2.20
3/4	0.7500	0.7410	1 1/8	1.125	1.100	0.577	0.548	2 1/2	1.65	2.25	1.82	2.50
7/8	0.8750	0.8660	1 5/16	1.313	1.285	0.672	0.640	2 3/4	1.84	2.56	2.05	2.81
1	1.0000	0.9900	1 1/2	1.500	1.469	0.768	0.732	3	2.09	2.87	2.30	3.12
1 1/8	1.1250	1.1140	1 11/16	1.688	1.631	0.864	0.824	3 1/2	2.32	3.21	2.53	3.46
1 1/4	1.2500	1.2390	1 7/8	1.875	1.812	0.959	0.916	3 3/4	2.57	3.46	2.78	3.71

Thread lengths calculated using maximum grip gauging lengths and minimum body lengths and given as reference
Source: ASME B18.2.1 with the exception of the head height (approximately 25 % higher)

FNL Grade 9 Hex High Nut

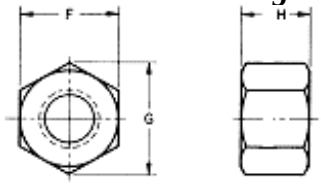

Diameter	(F)Width Across Flats		(H)Hex Nut Thickness	
	Max.	Min.	Max.	Min.
1/4"	.438"	.428"	.288"	.274"
5/16"	.500"	.489"	.336"	.320"
3/8"	.562"	.551"	.415"	.398"
7/16"	.688"	.675"	.463"	.444"
1/2"	.750"	.736"	.573"	.552"
9/16"	.875"	.861"	.621"	.598"
5/8"	.938"	.922"	.731"	.706"
3/4"	1.125"	1.088"	.827"	.798"
7/8"	1.312"	1.269"	.922"	.890"
1"	1.500"	1.450"	1.018"	.982"
1 1/8"	1.687"	1.631"	1.176"	1.136"
1 1/4"	1.875"	1.812"	1.272"	1.228"
1 1/2"	2.250"	2.175"	1.526"	1.474"

Source: ASME B18.2.1

FNL Grade 9 Flat Washer

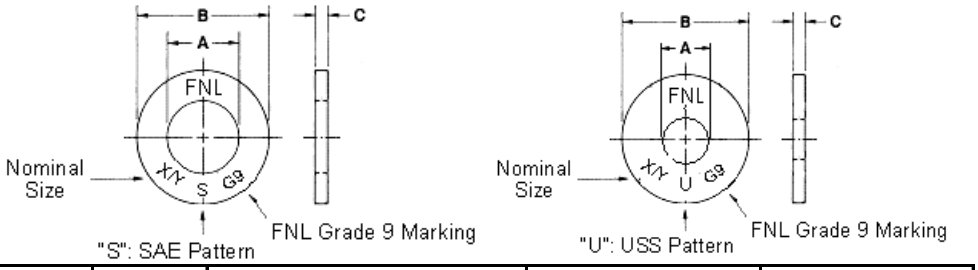

Size	Pattern	(A) Inside Diameter (in.)			(B) Outside Diameter (in.)		(C) Thickness (in.)	
		Nom	Max	Min	Max	Min	Max	Min
1/4"	SAE	0.271	0.276	0.266	0.635	0.615	0.080	0.065
5/16"	SAE	0.334	0.339	0.329	0.698	0.678	0.093	0.079
3/8"	SAE	0.396	0.401	0.391	0.823	0.803	0.106	0.090
7/16"	SAE	0.459	0.464	0.454	0.933	0.913	0.106	0.090
1/2"	SAE	0.526	0.531	0.521	1.073	1.053	0.146	0.122
9/16"	SAE	0.588	0.593	0.583	1.190	1.170	0.146	0.122
5/8"	SAE	0.646	0.651	0.641	1.323	1.303	0.160	0.136
3/4"	SAE	0.775	0.780	0.770	1.478	1.458	0.160	0.136
7/8"	SAE	0.896	0.901	0.891	1.760	1.740	0.160	0.136
1"	SAE	1.101	1.101	1.081	2.015	1.985	0.160	0.136
1-1/8"	SAE	1.091	1.226	1.206	2.280	2.243	0.160	0.136
1-1/4"	SAE	1.341	1.351	1.331	2.530	2.493	0.192	0.165
1-1/2"	SAE	1.637	1.655	1.618	3.030	2.985	0.192	0.168
1/4"	USS	0.271	0.276	0.266	0.760	0.740	0.080	0.065
5/16"	USS	0.334	0.339	0.329	0.885	0.865	0.093	0.079
3/8"	USS	0.396	0.401	0.391	1.010	0.990	0.093	0.079
7/16"	USS	0.459	0.464	0.454	1.260	1.240	0.106	0.090
1/2"	USS	0.526	0.531	0.521	1.385	1.365	0.146	0.122
9/16"	USS	0.588	0.593	0.583	1.510	1.490	0.146	0.122
5/8"	USS	0.646	0.651	0.641	1.760	1.740	0.160	0.136
3/4"	USS	0.775	0.780	0.770	2.015	1.985	0.160	0.136
7/8"	USS	0.896	0.901	0.891	2.265	2.235	0.160	0.136
1"	USS	1.021	1.101	1.081	2.515	2.485	0.160	0.136
1-1/8"	USS	1.249	1.255	1.242	2.762	2.738	0.160	0.136
1-1/4"	USS	1.341	1.351	1.331	3.030	2.993	0.192	0.165
1-1/2"	USS	1.624	1.631	1.616	3.515	3.485	0.192	0.165

Material: Carbon Steel (AISI 1035-1075) or Alloy Steel
Hardness: HRC 38-45

Structural Bolting

Heavy Hex Structural Bolt

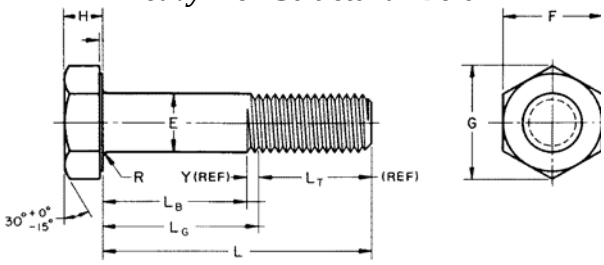

Nominal Size (inch)	E		F			G		H			Thread Length
	Full Size Body Dia.		Width Across Flats			Width Across Corners		Head Height			
	Max.	Min.	Basic	Max.	Min.	Max.	Min.	Basic	Max.	Min.	Ref
1/2	0.515	0.482	7/8	0.875	0.850	1.010	0.969	5/16	0.323	0.302	1.00
5/8	0.642	0.605	1 1/16	1.062	1.031	1.227	1.175	25/64	0.403	0.378	1.25
3/4	0.768	0.729	1 1/4	1.250	1.212	1.443	1.383	15/32	0.483	0.455	1.38
7/8	0.895	0.852	1 7/16	1.438	1.394	1.660	1.589	35/64	0.563	0.531	1.50
1	1.022	0.976	1 5/8	1.625	1.575	1.876	1.796	39/64	0.627	0.591	1.75
1 1/8	1.149	1.098	1 13/16	1.812	1.756	2.093	2.002	11/16	0.718	0.658	2.00
1 1/4	1.277	1.223	2	2.000	1.938	2.309	2.209	25/32	0.813	0.749	2.00
1 3/8	1.404	1.345	2 3/16	2.188	2.119	2.526	2.416	27/32	0.878	0.810	2.25
1 1/2	1.531	1.470	2 3/8	2.375	2.300	2.742	2.622	15/16	0.974	0.902	2.25

Source: ASME B18.2.6, 2006

Washers for High Strength Structural Bolts

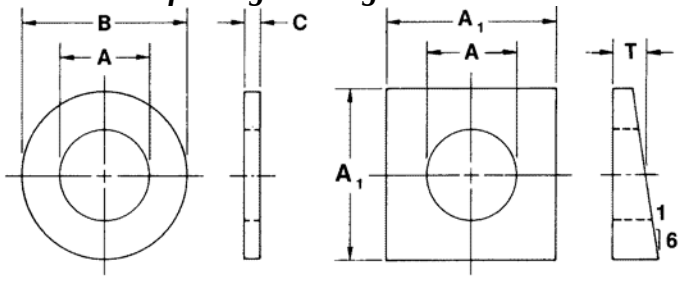

Bolt Size	Circular				Square Beveled		
	B	A	C		A1	A	T
	Nominal Outside Diameter (in.)	Nominal Inside Diameter (in.)	Thickness		Minimum Side Dimension (in.)	Nominal Inside Diameter (in.)	Mean Thickness Nominal (in.)
			Min. (in.)	Max. (in.)			
1/4	0.625	0.281	0.051	0.080			
5/16	0.688	0.344	0.051	0.080			
3/8	0.813	0.406	0.051	0.080			
7/16	0.922	0.469	0.051	0.080			
1/2	1.063	0.531	0.097	0.177	1 3/4	17/32	5/16
5/8	1.313	0.688	0.122	0.177	1 3/4	11/16	5/16
3/4	1.468	0.813	0.122	0.177	1 3/4	13/16	5/16
7/8	1.750	0.938	0.136	0.177	1 3/4	15/16	5/16
1	2.000	1.063	0.136	0.177	1 3/4	1 1/8	5/16
1 1/8	2.250	1.188	0.136	0.177	2 1/4	1 1/4	5/16
1 1/4	2.500	1.375	0.136	0.177	2 1/4	1 3/8	5/16
1 3/8	2.750	1.500	0.136	0.177	2 1/4	1 1/2	5/16
1 1/2	3.000	1.625	0.136	0.177	2 1/4	1 5/8	5/16

Source: ASTM F436-04

Socket Head Cap Screws (1960 Series)

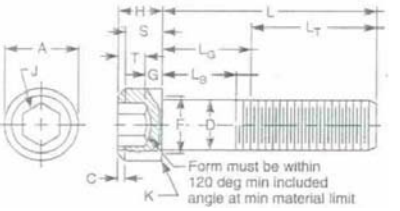

Size	D		A		H		J	T
	Body Diameter		Head Diameter		Head Height		Hex Socket	Key Engag.
	Max.	Min.	Max.	Min.	Max.	Min.	Nom.	Min.
0	.0600	.0568	.096	.091	.060	.057	.050	.025
1	.0730	.0695	.188	.112	.073	.070	.063	.031
2	.0860	.0822	.140	.134	.086	.083	.078	.038
3	.0990	.0949	.161	.154	.099	.095	.078	.044
4	.1120	.1075	.183	.176	.112	.108	.094	.051
5	.1250	.1202	.205	.198	.125	.121	.094	.057
6	.1380	.1329	.226	.218	.138	.134	.109	.064
8	.1640	.1585	.270	.262	.164	.159	.141	.077
10	.1900	.1840	.312	.303	.190	.185	.156	.090
12	.2160	.2127	.343	.337	.216	.211	.158	.103
1/4	.2500	.2435	.375	.365	.250	.244	.188	.120
5/16	.3125	.3053	.469	.457	.312	.306	.250	.151
3/8	.3750	.3678	.562	.550	.375	.368	.313	.182
7/16	.4375	.4294	.656	.642	.438	.430	.375	.213
1/2	.5000	.4919	.750	.735	.500	.492	.375	.245
5/8	.6250	.6163	.938	.921	.625	.616	.500	.307
3/4	.7500	.7406	1.125	1.107	.750	.740	.625	.370
7/8	.8750	.8647	1.312	1.293	.875	.864	.750	.432
1	1.000	.9886	1.500	1.479	1.000	.988	.750	.495
1 1/8	1.125	1.1086	1.688	1.665	1.125	1.111	.875	.557
1 1/4	1.250	1.2336	1.875	1.852	1.250	1.236	.875	.620
1 3/8	1.375	1.3568	2.062	2.038	1.375	1.360	1.000	.682
1 1/2	1.500	1.4818	2.250	2.224	1.500	1.485	1.000	.745
1 3/4	1.750	1.7295	2.625	2.597	1.750	1.734	1.250	.870
2	2.000	1.9870	3.000	2.970	2.000	1.983	1.500	.955

Source ASME B18.3, 2002

Socket Button Head Cap Screw

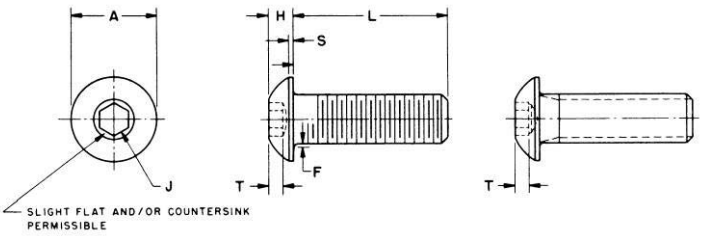

Nominal Size		A		H		J		T	L
		Head Dia.		Head Height		Hex Socket		Key Engagement	Max. Standard
		Max.	Min.	Max.	Min.	Size Nom.		Min.	Length Nom.
0	0.060	0.114	0.104	0.032	0.026		0.035	0.020	0.50
1	0.073	0.139	0.129	0.039	0.033		0.050	0.028	0.50
2	0.086	0.164	0.154	0.046	0.038		0.050	0.028	0.50
3	0.099	0.188	0.176	0.052	0.044	1/16	0.062	0.035	0.50
4	0.112	0.213	0.201	0.059	0.051	1/16	0.062	0.035	0.50
5	0.125	0.238	0.226	0.066	0.058	5/64	0.078	0.044	0.50
6	0.138	0.262	0.250	0.073	0.063	5/64	0.078	0.044	0.63
8	0.164	0.312	0.298	0.087	0.077	3/32	0.094	0.052	0.75
10	0.190	0.361	0.347	0.101	0.091	1/8	0.125	0.070	1.00
1/4	0.250	0.437	0.419	0.132	0.122	5/32	0.156	0.087	1.00
5/16	0.3125	0.547	0.527	0.166	0.152	3/16	0.188	0.105	1.00
3/8	0.375	0.656	0.636	0.199	0.185	7/32	0.219	0.122	1.25
1/2	0.500	0.875	0.851	0.265	0.245	5/16	0.312	0.175	2.00
5/8	0.625	1.000	0.970	0.331	0.311	3/8	0.375	0.210	2.00

Source: ASME B18.3, 2002

Socket Flat Countersunk Head Cap Screw

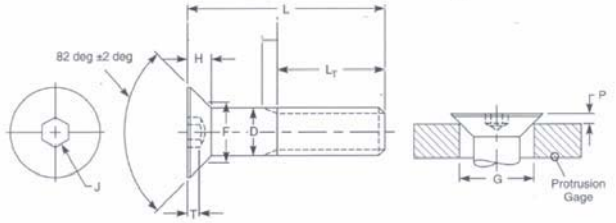

Nominal Size		D Body Dia. Max.	D Body Dia. Min.	A Head Dia. Theo. Sharp Max.	A Head Dia. Abs. Min.	H Head Height Ref.	J Hexagon Socket Size Nom. (in.)		T Key Engagement Min.
0	0.060	0.0600	0.0568	0.138	0.117	0.044		0.035	0.025
1	0.073	0.0730	0.0695	0.168	0.143	0.054		0.050	0.031
2	0.086	0.0860	0.0822	0.197	0.168	0.064		0.050	0.038
3	0.099	0.0990	0.0949	0.226	0.193	0.073	1/16	0.062	0.044
4	0.112	0.1120	0.1075	0.255	0.218	0.083	1/16	0.062	0.055
5	0.125	0.1250	0.1202	0.281	0.240	0.090	5/64	0.078	0.061
6	0.138	0.1380	0.1329	0.307	0.263	0.097	5/64	0.078	0.066
8	0.164	0.1640	0.1585	0.359	0.311	0.112	3/32	0.094	0.076
10	0.190	0.1900	0.1840	0.411	0.359	0.127	1/8	0.125	0.087
1/4	0.250	0.2500	0.2435	0.531	0.480	0.161	5/32	0.156	0.111
5/16	0.313	0.3125	0.3053	0.656	0.600	0.198	3/16	0.188	0.135
3/8	0.375	0.3750	0.3678	0.781	0.720	0.234	7/32	0.219	0.159
7/16	0.438	0.4375	0.4294	0.844	0.781	0.234	1/4	0.250	0.159
1/2	0.500	0.5000	0.4919	0.938	0.872	0.251	5/16	0.312	0.172
5/8	0.625	0.6250	0.6163	1.188	1.112	0.324	3/8	0.375	0.220
3/4	0.750	0.7500	0.7406	1.438	1.355	0.396	1/2	0.500	0.220
7/8	0.875	0.8750	0.8647	1.688	1.604	0.468	9/16	0.562	0.248
1	1.000	1.0000	0.9886	1.938	1.841	0.540	5/8	0.625	0.297

Source: ASME B18.3, 2002

Socket Head Shoulder Screw

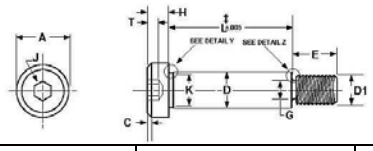

Nominal Size or Basic Shoulder Diameter		D Shoulder Dia max	D Shoulder Dia min	A Head Dia max	A Head Dia min	H Head Height max	H Head Height min	J Hexagon Socket Size nom	T Key Engage-ment min
1/4	0.250	0.2480	0.2460	0.375	0.357	0.188	0.177	1/8	0.094
5/16	0.312	0.3105	0.3085	0.438	0.419	0.219	0.209	5/32	0.117
3/8	0.375	0.3730	0.3710	0.562	0.543	0.250	0.240	3/16	0.141
1/2	0.500	0.4980	0.4960	0.750	0.729	0.312	0.302	1/4	0.188
5/8	0.625	0.6230	0.6210	0.875	0.853	0.375	0.365	5/16	0.234
3/4	0.750	0.7480	0.7460	1.000	0.977	0.500	0.490	3/8	0.281
1	1.000	0.9980	0.9960	1.312	1.287	0.625	0.610	1/2	0.375

Nominal Size or Basic Shoulder Diameter		K Shoulder Neck Diameter min	K Shoulder Neck Width max	D1 Nominal Thread Size or Basic Thread Diameter		Threads per inch	G Thread Neck Diameter max	G Thread Neck Diameter min	Thread Neck Width max	E Thread Length Basic
1/4	0.250	0.227	0.093	10	0.1900	24	0.142	0.133	0.083	0.375
5/16	0.312	0.289	0.093	1/4	0.2500	20	0.193	0.182	0.100	0.438
3/8	0.375	0.352	0.093	5/16	0.3125	18	0.249	0.237	0.111	0.500
1/2	0.500	0.477	0.093	3/8	0.3750	16	0.304	0.291	0.125	0.625
5/8	0.625	0.602	0.093	1/2	0.5000	13	0.414	0.397	0.154	0.750
3/4	0.750	0.727	0.093	5/8	0.6250	11	0.521	0.502	0.182	0.875
1	1.000	0.977	0.125	3/4	0.7500	10	0.638	0.616	0.200	1.000

Source: ASME B18.3, 2002

Hexagon Socket Set Screws

Nominal Size or Basic Screw Diameter		J Hexagon Socket Size nom. (in.)		T Key Engagement min	C Cup and Flat Point Diameters max	C Cup and Flat Point Diameters min	R Oval Point Radius Basic	Y Cone Point Angle 90+/-2deg for these nom lengths or longer 118+/-2deg for shorter nom lengths	P Half Dog Point Diameter max	P Half Dog Point Diameter min	Q Half Dog Point Length max	Q Half Dog Point Length min	Shortest Nominal Length to Which T Applies: Cup & Flat Points	Shortest Nominal Length to Which T Applies: Cone & Oval Points	Shortest Nominal Length to Which T Applies: Half Dog Point
0	0.060		0.028	0.050	0.033	0.027	0.045	0.09	0.040	0.037	0.017	0.013	0.13	0.13	0.13
1	0.073		0.028	0.060	0.040	0.033	0.055	0.09	0.049	0.045	0.021	0.017	0.13	0.19	0.13
2	0.086		0.035	0.060	0.047	0.039	0.064	0.13	0.057	0.053	0.024	0.020	0.13	0.19	0.19
3	0.099		0.050	0.070	0.054	0.045	0.074	0.13	0.066	0.062	0.027	0.023	0.19	0.19	0.19
4	0.112		0.050	0.070	0.061	0.051	0.084	0.19	0.075	0.070	0.030	0.026	0.19	0.19	0.19
5	0.125	1/16	0.062	0.080	0.067	0.057	0.094	0.19	0.083	0.078	0.033	0.027	0.19	0.19	0.19
6	0.138	1/16	0.062	0.080	0.074	0.064	0.104	0.19	0.092	0.087	0.038	0.032	0.19	0.25	0.19
8	0.164	5/64	0.078	0.090	0.087	0.076	0.123	0.25	0.109	0.103	0.043	0.037	0.19	0.25	0.25
10	0.190	3/32	0.094	0.100	0.102	0.088	0.142	0.25	0.127	0.120	0.049	0.041	0.19	0.25	0.25
1/4	0.250	1/8	0.125	0.125	0.132	0.118	0.188	0.31	0.156	0.149	0.067	0.059	0.25	0.31	0.31
5/16	0.313	5/32	0.156	0.156	0.172	0.156	0.234	0.38	0.203	0.195	0.082	0.074	0.31	0.44	0.38
3/8	0.375	3/16	0.188	0.188	0.212	0.194	0.281	0.44	0.250	0.241	0.099	0.089	0.38	0.44	0.44
7/16	0.438	7/32	0.219	0.219	0.252	0.232	0.328	0.50	0.297	0.287	0.114	0.104	0.44	0.63	0.50
1/2	0.500	1/4	0.250	0.250	0.291	0.270	0.375	0.57	0.344	0.334	0.130	0.120	0.50	0.63	0.63
5/8	0.625	5/16	0.312	0.312	0.371	0.347	0.469	0.75	0.469	0.456	0.164	0.148	0.63	0.88	0.88
3/4	0.750	3/8	0.375	0.375	0.450	0.425	0.562	0.88	0.562	0.549	0.196	0.180	0.75	1.00	1.00
7/8	0.875	1/2	0.500	0.500	0.530	0.502	0.656	1.00	0.656	0.642	0.227	0.211	0.88	1.00	1.00
1	1.000	9/16	0.562	0.562	0.609	0.579	0.750	1.13	0.750	0.734	0.260	0.240	1.00	1.25	1.25
1 1/8	1.125	9/16	0.562	0.562	0.689	0.655	0.844	1.25	0.844	0.826	0.291	0.271	1.25	1.50	1.25
1 1/4	1.250	5/8	0.625	0.625	0.767	0.733	0.938	1.50	0.938	0.920	0.323	0.303	1.25	1.50	1.50

Source ASME B18.3, 2002

Dowel Pins

Nominal Size or Nominal Pin Diameter		A Pin Diameter: Standard Series Pins Basic	Standard Series Pins Max	Standard Series Pins Min	Oversize Series Pins Basic	Oversize Series Pins Max	Oversize Series Pins Min	B Point Diameter Max	Point Diameter Min	C Crown Height Max
1/16	0.0625	0.0627	0.0628	0.0626	0.0635	0.0636	0.0634	0.058	0.048	0.020
*5/64	0.0781	0.0783	0.0784	0.0782	0.0791	0.0792	0.0790	0.074	0.064	0.026
3/32	0.0938	0.0940	0.0941	0.0939	0.0948	0.0949	0.0947	0.089	0.079	0.031
1/8	0.1250	0.1252	0.1253	0.1251	0.1260	0.1261	0.1259	0.120	0.110	0.041
*5/32	0.1562	0.1564	0.1565	0.1563	0.1572	0.1573	0.1571	0.150	0.140	0.052
3/16	0.1875	0.1877	0.1878	0.1876	0.1885	0.1886	0.1884	0.180	0.170	0.062
1/4	0.2500	0.2502	0.2503	0.2501	0.2510	0.2511	0.2509	0.240	0.230	0.083
5/16	0.3125	0.3127	0.3128	0.3126	0.3135	0.3136	0.3134	0.302	0.290	0.104
3/8	0.3750	0.3752	0.3753	0.3751	0.3760	0.3761	0.3759	0.365	0.350	0.125
7/16	0.4375	0.4377	0.4378	0.4376	0.4385	0.4386	0.4384	0.424	0.409	0.146
1/2	0.5000	0.5002	0.5003	0.5001	0.5010	0.5011	0.5009	0.486	0.471	0.167
5/8	0.6250	0.6252	0.6253	0.6251	0.6260	0.6261	0.6259	0.611	0.595	0.208
3/4	0.7500	0.7502	0.7503	0.7501	0.7510	0.7511	0.7509	0.735	0.715	0.250
7/8	0.8750	0.8752	0.8753	0.8751	0.8760	0.8761	0.8759	0.860	0.840	0.293
1	1.0000	1.0002	1.0003	1.0001	1.0010	1.0011	1.0009	0.980	0.960	0.333

Source: ASME B18.8.2, Standard Series

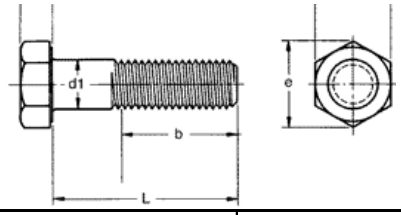

Nominal Size	d1 Body Dia Max.	d1 Body Dia Min. Grade A	d1 Body Dia Min. Grade B	s Width Across Flats Max. nom.	s Width Across Flats Min. Grade A	s Width Across Flats Min. Grade B	k Head Height Nom.	k Head Height Grade A Min.	k Head Height Grade A Max	k Head Height Grade B Min.	k Head Height Grade B Max	k Head Height ANSI B18.2.3.1M Min.	k Head Height ANSI B18.2.3.1M Max	DIN 931 Thread Length For Bolt Lengths (See Thread Length) 125mm & Shorter	DIN 931 Thread Length For Bolt Lengths (See Thread Length) Over 125mm & Less Than 200mm	DIN 931 Thread Length For Bolt Lengths (See Thread Length) Over 200mm
(mm)														Nom.	Nom.	Nom.
3	3	2.86		5.5	5.32		2	1.88	2.12					12		
4	4	3.82		7	6.78		2.8	2.68	2.92					14		
5	5	4.82		8	7.78		3.5	3.35	3.65			3.35	3.65	16	22	
6	6	5.82		10	9.78		4	3.85	4.15			3.85	4.15	18	24	
7	7	6.78		11	10.73		4.8	4.65	4.95					20	26	
8	8	7.78		13	12.73		5.3	5.15	5.45			5.10	5.50	22	28	
10	10	9.78		17 ISO/ANSI (16)	16.73 ISO/ANSI (15.73)		6.4	6.22	6.58			6.17	6.63	26	32	45
12	12	11.73		19 ISO/ANSI (18)	18.67 ISO/ANSI (17.73)		7.5	7.32	7.68			7.24	7.76	30	36	49
14	14	13.73		22 ISO/ANSI (21)	21.67 ISO (21.67)	ANSI (20.67)	8.8	8.62	8.98			8.51	9.09	34	40	53
16	16	15.73	15.57	24	23.67	23.16	10	9.82	10.18	9.71	10.29	9.68	10.32	38	44	57
18	18	17.73	17.57	27	26.67	26.16	11.5	11.28	11.72	11.15	11.85			42	48	61
20	20	19.67	19.48	30	29.67	29.16	12.5	12.28	12.72	12.15	12.85		12.88	46	52	65
22	22	21.67	21.48	32 ISO (34)	31.61 ISO (33.38)	31 ISO (33)	14	13.78	14.22	13.65	14.35			50	56	69
24	24	23.67	23.48	36	35.38	35	15	14.78	15.22	14.65	15.35	14.56	15.44	54	60	73
27	27		26.48	41		40	17			16.65	17.35			60	66	79
30	30		29.48 ANSI [29.67]	46		45	18.7			18.28	19.12	17.92	19.48	66	72	85
33	33		32.38	50		49	21			20.58	21.42			72	78	91
36	36		35.38 ANSI [35.61	55		53.8	22.5			22.08	22.92	21.62	23.38	78	84	97
39	39		38.38	60		58.8	25			24.58	25.42			84	90	103

Source: DIN 931: partially threaded, DIN 933: fully threaded: ISO 4014: partially threaded, ISO 4107: fully threaded & ANSI B18.2.3.1M
Grade A & Grade B: the specifications assign product grade A for thread sizes up to and including M24 and lengths smaller than 10d or 150mm, and assign to product grade B.
The DIN, ISO and ANSI specifications are similar with some deviations. The DIN standard is listed with any deviations from it in the ISO or ANSI specifications to the right of the figure as indicated on the chart. Due to other dissimilarities, it is recommended that the appropriate standard be referenced.

Metric Hex Nuts

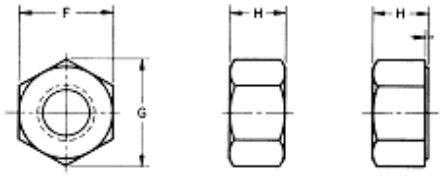

Nominal Size (mm)	Thread Pitch	F Width Across Flats Max	F Width Across Flats Min	G Width Across Corners Min	H Thickness Max	H Thickness Min
1.6	0.35	3.2	3.02	3.41	1.3	1.05
2	0.4	4	3.82	4.32	1.6	1.35
2.5	0.45	5	4.82	5.45	2	1.75
3	0.5	5.5	5.32	6.01	2.4	2.15
4	0.7	7	6.78	7.66	3.2	2.9
5	0.8	8	7.78	8.79	4 (4.7)	3.7 (4.4)
6	1	10	9.78	11.05	5 (5.2)	4.7 (4.9)
8	1.25	13	12.73	14.38	6.5 (6.8)	6.14 (6.44)
10	1.5	17 (16)	16.73 (15.73)	18.9 (17.77)	8 (8.4)	7.64 (8.04)
12	1.75	19 (18)	18.67 (17.73)	21.1 (20.03)	10 (10.8)	9.64 (10.37)
14	2	22 (21)	21.67 (20.67)	24.49 (23.35)	11 (12.8)	10.3 (12.1)
16	2	24	23.67	26.75	13 (14.8)	12.3 (14.1)
20	2.5	30	29.16	32.95	16 (18)	14.9 (16.9)
24	3	36	35	39.55	19 (21.5)	17.7 (20.2)
30	3.5	46	45	50.85	24 (25.6)	22.7 (24.3)
36	4	55	53.8	60.79	29 (31)	27.4 (29.4)
42	4.5	65	63.1	71.3	34	32.4
48	5	75	73.1	82.6	38	36.4
56	5.5	85	82.8	93.56	45	43.4
64	6	95	92.8	104.86	51	49.1

The dimensions differ between specifications on M10, M12, M14 between DIN 934 and ISO 4032 and ANSI B18.2.3.1M. DIN 934 is listed with ISO 4032 and ANSI B18.2.3.1M in brackets.

FASTENER STANDARDS - TABLE OF CONTENTS

Bolts 3–

Carriage Bolts 424-425, 481
Elevator Bolts 427, 481
Eye Bolts 429
Flange Bolts 528
Hanger Bolts 527
Heavy Hex Bolts.....420-421
Heavy Hex Structural Bolts 422-423
Hex Bolts.....417-419, 480
Hex Coil Bolts 421-422
J-Bolts 429
Plow Bolts 426-427
Shaker Bolts 426
Step Bolts.....425
Square Head Bolts 427
Stripper Bolts.....498
Stud Bolts.....544
Tap Bolts 419-420
U-Bolts.....428

Nuts 3–

Acorn Nuts 469, 487, 505, 527
Coupling Nuts.....470, 482
Flange Nuts.....468, 485
Hex Nuts .....459-465, 481, 483-485, 505, ...507, 509, 524-526, 536
Jam Lock Nuts.....466
Lock Nuts.....466-468, 485-486, 506, 526, 537
Machine Screw Nuts 458, 508
Nylon Nuts.....510
Square Nuts 470, 486
Wing Nuts 469, 486, 506, 527

Pins 3–

Clevis Pins.....437
Cotter Pins 436, 501, 506
Dowel Pins 435, 500
Spring Pins.....436, 500, 519
Stainless Steel Pins 500, 533
Taper Pins 436

Plugs 3–

Pipe Plugs 500

Rods 3–

Threaded Rods 529, 540-543

Screws 3–

Button Head Cap Screws.....431
Cap Screws 432, 496-497, 518, 530
Coach Screws 458
Deck Screws 449
Drive Screws 453
Drywall Screws.....450-453
Flange Screws 423-424
Heavy Hex Screws 420
Hex Cap Screws .....417-419, 479-480, 501, ...507-508, 512-516, 530
Hex Lag Screws.....429-430, 481
Machine Screws .....437-441, 490-493, 501-502, ...507, 512, 520-521, 534-535
Nylon Screws 510-511
Self Drilling Screws.....445-449, 453
Sheet Metal Screws.....442-445, 493-496
Socket Cap Screws 517
Socket Head Cap Screws 430
Socket Head Shoulder Screws 435
Socket Set Screws.....432-435, 498, 506, 519, 532
Square Head Set Screws.....434, 500
Thread Cutting Screws 454-455
Thread Rolling Screws.....456-457
Thumb Screws 457
Wood Screws.....441-442, 503-504

Washers 3–

Beveled Washers.....475
Bonded Seal Washers 478-479
External Tooth Lock Washers.....478, 509, 523
Fender Washers.....472, 489, 522, 538
Finishing Washers.....487, 504
Flat Washers.....471-474, 487-488, 504, ...508-509, 521-522, 538
Internal Tooth Lock Washers 478
Load Indicating Washers.....474
Lock Washers 489-490, 508, 510, 523-524
Split Lock Washers 475-477, 522, 538-539
Spring Washers.....523

Hex Bolts, Hex Cap Screws

Fastenal Product Standard: FNL.HB.GRA.Z

Hex Bolts, Grade A, Zinc Plated

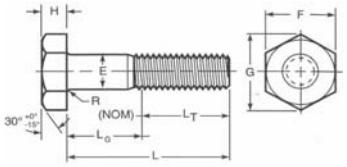

Nominal Size (inch)	E Full Size Body Dia. Max.	E Full Size Body Dia. Min.	F Width Across Flats Basic	F Width Across Flats Max.	F Width Across Flats Min.	G Width Across Corners Max.	G Width Across Corners Min.	H Head Height Basic	H Head Height Max.	H Head Height Min.	Thread Length For Bolt Lengths 6 in & Shorter Nom.	Thread Length For Bolt Lengths Over 6 in Nom.
1/4	0.260	0.237	7/16	0.438	0.425	0.505	0.484	11/64	0.188	0.150	0.750	1.000
5/16	0.324	0.298	1/2	0.500	0.484	0.577	0.552	7/32	0.235	0.195	0.875	1.125
3/8	0.388	0.36	9/16	0.563	0.544	0.65	0.62	1/4	0.268	0.226	1.000	1.250
7/16	0.452	0.421	5/8	0.625	0.603	0.722	0.687	19/64	0.316	0.272	1.125	1.375
1/2	0.515	0.482	3/4	0.750	0.725	0.866	0.826	11/32	0.364	0.302	1.250	1.500
5/8	0.642	0.605	15/16	0.938	0.906	1.083	1.033	27/64	0.444	0.378	1.500	1.750
3/4	0.768	0.729	1 1/8	1.125	1.088	1.299	1.24	1/2	0.524	0.455	1.750	2.000
7/8	0.895	0.852	1 5/16	1.313	1.269	1.516	1.447	37/64	0.604	0.531	2.000	2.250
1	1.022	0.976	1 1/2	1.500	1.450	1.732	1.653	43/64	0.700	0.591	2.250	2.500
1 1/8	1.149	1.098	1 11/16	1.688	1.631	1.949	1.859	3/4	0.780	0.658	2.500	2.750
1 1/4	1.277	1.223	1 7/8	1.875	1.812	2.165	2.066	27/32	0.876	0.749	2.750	3.000
1 3/8	1.404	1.345	2 1/16	2.063	1.994	2.382	2.273	29/32	0.940	0.810	3.000	3.250
1 1/2	1.531	1.47	2 1/4	2.250	2.175	2.598	2.48	1	1.036	0.902	3.250	3.500
1 3/4	1.785	1.716	2 5/8	2.625	2.538	3.031	2.893	1 5/32	1.196	1.054	3.750	4.000
2	2.039	1.964	3	3.000	2.900	3.464	3.306	1 11/32	1.388	1.175	4.250	4.500
2 1/4	2.305	2.214	3 3/8	3.375	3.262	3.897	3.719	1 1/2	1.548	1.327	4.750	5.000
2 1/2	2.559	2.461	3 3/4	3.750	3.625	4.33	4.133	1 21/32	1.708	1.479	5.250	5.500
2 3/4	2.827	2.711	4 1/8	4.125	3.988	4.763	4.546	1 13/16	1.869	1.632	5.750	6.000
3	3.081	2.961	4 1/2	4.500	4.350	5.196	4.959	2	2.060	1.815	6.250	6.500

Specification Requirements:

- Dimensions: ASME B18.2.1.
- Material & Mechanical Properties: Grade A per ASTM A307
- Thread requirements: ANSI B1.1 UNC & UNF Class 2A. Ford Motor Specification WA-990 permissible AFTER COATING
- Head marking: Manufacturer ID and "307A"
- Coating: Fe/Zn 3A per ASTM F1941
- Material Test Reports: The MTR must have documented lot traceability, including full chemical and mechanical figures, to the specification(s) above.

Fastenal Product Standard: FNL.HCS.GR5.P

Hex Cap Screws, Grade 5, Plain Finish:

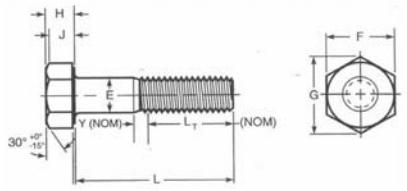

Nominal Size (inch)	E Full Size Body Dia. Max.	E Full Size Body Dia. Min.	F Width Across Flats Basic	F Width Across Flats Max.	F Width Across Flats Min.	G Width Across Corners Max.	G Width Across Corners Min.	H Head Height Basic	H Head Height Max.	H Head Height Min.	Thread Length For Screw Lengths 6 in & Shorter Nom.	Thread Length For Screw Lengths Over 6 in. Nom.
1/4	0.2500	0.2450	7/16	0.438	0.428	0.505	0.488	5/32	0.163	0.150	0.750	1.000
5/16	0.3125	0.3065	1/2	0.500	0.489	0.577	0.557	13/64	0.211	0.195	0.875	1.125
3/8	0.3750	0.3690	9/16	0.563	0.551	0.650	0.628	15/64	0.243	0.226	1.000	1.250
7/16	0.4375	0.4305	5/8	0.625	0.612	0.722	0.698	9/32	0.291	0.272	1.125	1.375
1/2	0.5000	0.4930	3/4	0.750	0.736	0.866	0.840	5/16	0.323	0.302	1.250	1.500
9/16	0.5625	0.5545	13/16	0.813	0.798	0.938	0.910	23/64	0.371	0.348	1.375	1.625
5/8	0.6250	0.6170	15/16	0.938	0.922	1.083	1.051	25/64	0.403	0.378	1.500	1.750
3/4	0.7500	0.7410	1 1/8	1.125	1.100	1.299	1.254	15/32	0.483	0.455	1.750	2.000
7/8	0.8750	0.8660	1 5/16	1.313	1.285	1.516	1.465	35/64	0.563	0.531	2.000	2.250
1	1.0000	0.9900	1 1/2	1.500	1.469	1.732	1.675	39/64	0.627	0.591	2.250	2.500
1 1/8	1.1250	1.1140	1 11/16	1.688	1.631	1.949	1.859	11/16	0.718	0.658	2.500	2.750
1 1/4	1.2500	1.2390	1 7/8	1.875	1.812	2.165	2.066	25/32	0.813	0.749	2.750	3.000
1 3/8	1.3750	1.3630	2 1/16	2.063	1.994	2.382	2.273	27/32	0.878	0.810	3.000	3.250
1 1/2	1.5000	1.4880	2 1/4	2.250	2.175	2.598	2.480	1 5/16	0.974	0.902	3.250	3.500

Specification Requirements:

- Dimensions: ASME B18.2.1.
- Material & Mechanical Properties: Grade 5 per SAE J429
- Thread requirements: ANSI B1.1 UNC & UNF Class 2A.
- Head marking: Manufacturer ID and 3 radial lines 120 degrees apart.
- Coating: Light protective oil
- Material Test Reports: The MTR must have documented lot traceability, including full chemical and mechanical figures, to the specification(s) above.

Fastenal Product Standard: FNL.HCS.GR5.Z

Hex Cap Screws, Grade 5, Zinc Plated

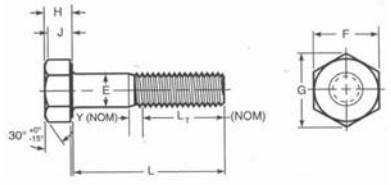

Nominal Size (inch)	E Full Size Body Dia. Max.	E Full Size Body Dia. Min.	F Width Across Flats Basic	F Width Across Flats Max.	F Width Across Flats Min.	G Width Across Corners Max.	G Width Across Corners Min.	H Head Height Basic	H Head Height Max.	H Head Height Min.	Thread Length For Screw Lengths 6 in & Shorter Nom.	Thread Length For Screw Lengths Over 6 in. Nom.
1/4	0.2500	0.2450	7/16	0.438	0.428	0.505	0.488	5/32	0.163	0.150	0.750	1.000
5/16	0.3125	0.3065	1/2	0.500	0.489	0.577	0.557	13/64	0.211	0.195	0.875	1.125
3/8	0.3750	0.3690	9/16	0.563	0.551	0.650	0.628	15/64	0.243	0.226	1.000	1.250
7/16	0.4375	0.4305	5/8	0.625	0.612	0.722	0.698	9/32	0.291	0.272	1.125	1.375
1/2	0.5000	0.4930	3/4	0.750	0.736	0.866	0.840	5/16	0.323	0.302	1.250	1.500
9/16	0.5625	0.5545	13/16	0.813	0.798	0.938	0.910	23/64	0.371	0.348	1.375	1.625
5/8	0.6250	0.6170	15/16	0.938	0.922	1.083	1.051	25/64	0.403	0.378	1.500	1.750
3/4	0.7500	0.7410	1 1/8	1.125	1.100	1.299	1.254	15/32	0.483	0.455	1.750	2.000
7/8	0.8750	0.8660	1 5/16	1.313	1.285	1.516	1.465	35/64	0.563	0.531	2.000	2.250
1	1.0000	0.9900	1 1/2	1.500	1.469	1.732	1.675	39/64	0.627	0.591	2.250	2.500
1 1/8	1.1250	1.1140	1 11/16	1.688	1.631	1.949	1.859	11/16	0.718	0.658	2.500	2.750
1 1/4	1.2500	1.2390	1 7/8	1.875	1.812	2.165	2.066	25/32	0.813	0.749	2.750	3.000
1 3/8	1.3750	1.3630	2 1/16	2.063	1.994	2.382	2.273	27/32	0.878	0.810	3.000	3.250
1 1/2	1.5000	1.4880	2 1/4	2.250	2.175	2.598	2.480	1 5/16	0.974	0.902	3.250	3.500

Specification Requirements:

- Dimensions: ASME B18.2.1.
- Material & Mechanical Properties: Grade 5 per SAE J429
- Thread requirements: ANSI B1.1 UNC & UNF Class 2A BEFORE COATING. Ford Motor Specification WA-990 permissible AFTER COATING
- Head marking: Manufacturer ID and 3 radial lines 120 degrees apart.
- Coating: Fe/Zn 3A per ASTM F1941
- Material Test Reports: The MTR must have documented lot traceability, including full chemical and mechanical figures, to the specification(s) above.

Fastenal Product Standard: FNL.HCS.GR5.YZ

Hex Cap Screws, Grade 5, Yellow Zinc:

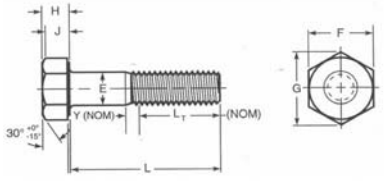

Nominal Size (inch)	E Full Size Body Dia. Max.	E Full Size Body Dia. Min.	F Width Across Flats Basic	F Width Across Flats Max.	F Width Across Flats Min.	G Width Across Corners Max.	G Width Across Corners Min.	H Head Height Basic	H Head Height Max.	H Head Height Min.	Thread Length For Screw Lengths 6 in & Shorter Nom.	Thread Length For Screw Lengths Over 6 in. Nom.
1/4	0.2500	0.2450	7/16	0.438	0.428	0.505	0.488	5/32	0.163	0.150	0.750	1.000
5/16	0.3125	0.3065	1/2	0.500	0.489	0.577	0.557	13/64	0.211	0.195	0.875	1.125
3/8	0.3750	0.3690	9/16	0.563	0.551	0.650	0.628	15/64	0.243	0.226	1.000	1.250
7/16	0.4375	0.4305	5/8	0.625	0.612	0.722	0.698	9/32	0.291	0.272	1.125	1.375
1/2	0.5000	0.4930	3/4	0.750	0.736	0.866	0.840	5/16	0.323	0.302	1.250	1.500
9/16	0.5625	0.5545	13/16	0.813	0.798	0.938	0.910	23/64	0.371	0.348	1.375	1.625
5/8	0.6250	0.6170	15/16	0.938	0.922	1.083	1.051	25/64	0.403	0.378	1.500	1.750
3/4	0.7500	0.7410	1 1/8	1.125	1.100	1.299	1.254	15/32	0.483	0.455	1.750	2.000
7/8	0.8750	0.8660	1 5/16	1.313	1.285	1.516	1.465	35/64	0.563	0.531	2.000	2.250
1	1.0000	0.9900	1 1/2	1.500	1.469	1.732	1.675	39/64	0.627	0.591	2.250	2.500
1 1/8	1.1250	1.1140	1 11/16	1.688	1.631	1.949	1.859	11/16	0.718	0.658	2.500	2.750
1 1/4	1.2500	1.2390	1 7/8	1.875	1.812	2.165	2.066	25/32	0.813	0.749	2.750	3.000
1 3/8	1.3750	1.3630	2 1/16	2.063	1.994	2.382	2.273	27/32	0.878	0.810	3.000	3.250
1 1/2	1.5000	1.4880	2 1/4	2.250	2.175	2.598	2.480	1 5/16	0.974	0.902	3.250	3.500

Specification Requirements:

- Dimensions: ASME B18.2.1.
- Material & Mechanical Properties: Grade 5 per SAE J429
- Thread requirements: ANSI B1.1 UNC & UNF Class 2A BEFORE COATING. Ford Motor Specification WA-990 permissible AFTER COATING
- Head marking: Manufacturer ID and 3 radial lines 120 degrees apart.
- Coating: Fe/Zn 5C per ASTM F1941
- Material Test Reports: The MTR must have documented lot traceability, including full chemical and mechanical figures, to the specification(s) above.

FASTENER STANDARDS

Hex Cap Screws, Hex Bolts

Fastenal Product Standard: FNL.HCS.GR8.P

Hex Cap Screws, Grade 8, Plain Finish:

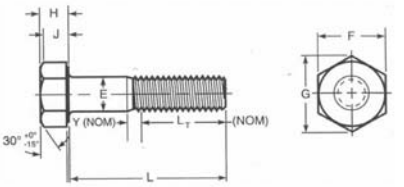

Nominal Size (inch)	E		F			G		H			Thread Length For Screw Lengths	
	Full Size Body Dia.		Width Across Flats			Width Across Corners		Head Height			6 in & Shorter	Over 6 in.
	Max.	Min.	Basic	Max.	Min.	Max.	Min.	Basic	Max.	Min.	Nom.	Nom.
1/4	0.2500	0.2450	7/16	0.438	0.428	0.505	0.488	5/32	0.163	0.150	0.750	1.000
5/16	0.3125	0.3065	1/2	0.500	0.489	0.577	0.557	13/64	0.211	0.195	0.875	1.125
3/8	0.3750	0.3690	9/16	0.563	0.551	0.650	0.628	15/64	0.243	0.226	1.000	1.250
7/16	0.4375	0.4305	5/8	0.625	0.612	0.722	0.698	9/32	0.291	0.272	1.125	1.375
1/2	0.5000	0.4930	3/4	0.750	0.736	0.866	0.840	5/16	0.323	0.302	1.250	1.500
9/16	0.5625	0.5545	13/16	0.813	0.798	0.938	0.910	23/64	0.371	0.348	1.375	1.625
5/8	0.6250	0.6170	15/16	0.938	0.922	1.083	1.051	25/64	0.403	0.378	1.500	1.750
3/4	0.7500	0.7410	1 1/8	1.125	1.100	1.299	1.254	15/32	0.483	0.455	1.750	2.000
7/8	0.8750	0.8660	1 5/16	1.313	1.285	1.516	1.465	35/64	0.563	0.531	2.000	2.250
1	1.0000	0.9900	1 1/2	1.500	1.469	1.732	1.675	39/64	0.627	0.591	2.250	2.500
1 1/8	1.1250	1.1140	1 11/16	1.688	1.631	1.949	1.859	11/16	0.718	0.658	2.500	2.750
1 1/4	1.2500	1.2390	1 7/8	1.875	1.812	2.165	2.066	25/32	0.813	0.749	2.750	3.000
1 3/8	1.3750	1.3630	2 1/16	2.063	1.994	2.382	2.273	27/32	0.878	0.810	3.000	3.250
1 1/2	1.5000	1.4880	2 1/4	2.250	2.175	2.598	2.480	1 5/16	0.974	0.902	3.250	3.500

Specification Requirements:

- Dimensions: ASME B18.2.1.
- Material & Mechanical Properties: Grade 8 per SAE J429
- Thread requirements: ANSI B1.1 UNC & UNF Class 2A
- Head marking: Manufacturer ID and 6 radial lines 60 degrees apart.
- Coating: Light protective oil
- Material Test Reports: The MTR must have documented lot traceability, including full chemical and mechanical figures, to the specification(s) above.

Fastenal Product Standard: FNL.HCS.GR8.YZ

Hex Cap Screws, Grade 8, Yellow Zinc:

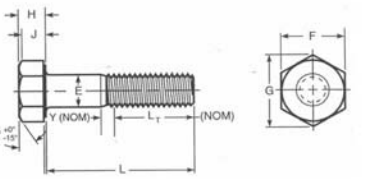

Nominal Size (inch)	E		F			G		H			Thread Length For Screw Lengths	
	Full Size Body Dia.		Width Across Flats			Width Across Corners		Head Height			6 in & Shorter	Over 6 in.
	Max.	Min.	Basic	Max.	Min.	Max.	Min.	Basic	Max.	Min.	Nom.	Nom.
1/4	0.2500	0.2450	7/16	0.438	0.428	0.505	0.488	5/32	0.163	0.150	0.750	1.000
5/16	0.3125	0.3065	1/2	0.500	0.489	0.577	0.557	13/64	0.211	0.195	0.875	1.125
3/8	0.3750	0.3690	9/16	0.563	0.551	0.650	0.628	15/64	0.243	0.226	1.000	1.250
7/16	0.4375	0.4305	5/8	0.625	0.612	0.722	0.698	9/32	0.291	0.272	1.125	1.375
1/2	0.5000	0.4930	3/4	0.750	0.736	0.866	0.840	5/16	0.323	0.302	1.250	1.500
9/16	0.5625	0.5545	13/16	0.813	0.798	0.938	0.910	23/64	0.371	0.348	1.375	1.625
5/8	0.6250	0.6170	15/16	0.938	0.922	1.083	1.051	25/64	0.403	0.378	1.500	1.750
3/4	0.7500	0.7410	1 1/8	1.125	1.100	1.299	1.254	15/32	0.483	0.455	1.750	2.000
7/8	0.8750	0.8660	1 5/16	1.313	1.285	1.516	1.465	35/64	0.563	0.531	2.000	2.250
1	1.0000	0.9900	1 1/2	1.500	1.469	1.732	1.675	39/64	0.627	0.591	2.250	2.500
1 1/8	1.1250	1.1140	1 11/16	1.688	1.631	1.949	1.859	11/16	0.718	0.658	2.500	2.750
1 1/4	1.2500	1.2390	1 7/8	1.875	1.812	2.165	2.066	25/32	0.813	0.749	2.750	3.000
1 3/8	1.3750	1.3630	2 1/16	2.063	1.994	2.382	2.273	27/32	0.878	0.810	3.000	3.250
1 1/2	1.5000	1.4880	2 1/4	2.250	2.175	2.598	2.480	1 5/16	0.974	0.902	3.250	3.500

Specification Requirements:

- Dimensions: ASME B18.2.1.
- Material & Mechanical Properties: Grade 8 per SAE J429
- Thread requirements: ANSI B1.1 UNC & UNF Class 2A BEFORE COATING. Ford Motor Specification WA-990 permissible AFTER COATING
- Head marking: Manufacturer ID and 6 radial lines 60 degrees apart.
- Coating: Fe/Zn 5C per ASTM F1941
- Material Test Reports: The MTR must have documented lot traceability, including full chemical and mechanical figures, to the specification(s) above.

Fastenal Product Standard: FNL.HB.A449.P

Hex Bolts, ASTM A449, Type 1, Plain

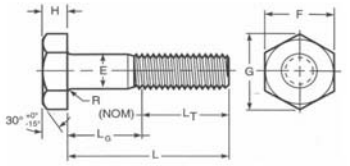

Nominal Size or Basic Product Diameter		E		F			G		H			R		L_T	
		Full-Size Body Diameter		Width Across Flats			Width Across Corners		Head Height			Radius of Fillet		Thread Length for Bolt Lengths	
														6 in. and Shorter	Over 6 in.
		Max	Min	Basic	Max	Min	Max	Min	Basic	Max	Min	Max	Min	Nom	Nom
1/4	0.2500	0.260	0.237	7/16	0.438	0.425	0.505	0.484	11/64	0.188	0.150	0.03	0.01	0.750	1.000
5/16	0.3125	0.324	0.298	1/2	0.500	0.484	0.577	0.552	7/32	0.235	0.195	0.03	0.01	0.875	1.125
3/8	0.3750	0.388	0.360	9/16	0.562	0.544	0.650	0.620	1/4	0.268	0.226	0.03	0.01	1.000	1.250
7/16	0.4375	0.452	0.421	5/8	0.625	0.603	0.722	0.687	19/64	0.316	0.272	0.03	0.01	1.125	1.375
1/2	0.5000	0.515	0.482	3/4	0.750	0.725	0.866	0.826	11/32	0.364	0.302	0.03	0.01	1.250	1.500
5/8	0.6250	0.642	0.605	15/16	0.938	0.906	1.083	1.033	27/64	0.444	0.378	0.06	0.02	1.500	1.750
3/4	0.7500	0.768	0.729	1-1/8	1.125	1.088	1.299	1.240	1/2	0.524	0.455	0.06	0.02	1.750	2.000
7/8	0.8750	0.895	0.852	1-5/16	1.312	1.269	1.516	1.447	37/64	0.604	0.531	0.06	0.02	2.000	2.250
1	1.0000	1.022	0.976	1-1/2	1.500	1.450	1.732	1.653	43/64	0.700	0.591	0.09	0.03	2.250	2.500
1-1/8	1.1250	1.149	1.098	1-11/16	1.688	1.631	1.949	1.859	3/4	0.780	0.658	0.09	0.03	2.500	2.750
1-1/4	1.2500	1.277	1.223	1-7/8	1.875	1.812	2.165	2.066	27/32	0.876	0.749	0.09	0.03	2.750	3.000
1-3/8	1.3750	1.404	1.345	2-1/16	2.062	1.994	2.382	2.273	29/32	0.940	0.810	0.09	0.03	3.000	3.250
1-1/2	1.5000	1.531	1.470	2-1/4	2.250	2.175	2.598	2.480	1	1.036	0.902	0.09	0.03	3.250	3.500
1-3/4	1.7500	1.785	1.716	2-5/8	2.625	2.538	3.031	2.893	1-5/32	1.196	1.054	0.12	0.04	3.750	4.000
2	2.0000	2.039	1.964	3	3.000	2.900	3.464	3.306	1-11/32	1.388	1.175	0.12	0.04	4.250	4.500
2-1/4	2.2500	2.305	2.214	3-3/8	3.375	3.262	3.897	3.719	1-1/2	1.548	1.327	0.19	0.06	4.750	5.000
2-1/2	2.5000	2.559	2.461	3-3/4	3.750	3.625	4.330	4.133	1-21/32	1.708	1.479	0.19	0.06	5.250	5.500
2-3/4	2.7500	2.827	2.711	4-1/8	4.125	3.988	4.763	4.546	1-13/16	1.869	1.632	0.19	0.06	5.750	6.000
3	3.0000	3.081	2.961	4-1/2	4.500	4.350	5.196	4.959	2	2.060	1.815	0.19	0.06	6.250	6.500
3-1/4	3.2500	3.335	3.210	4-7/8	4.875	4.712	5.629	5.372	2-3/16	2.251	1.936	0.19	0.06	6.750	7.000
3-1/2	3.5000	3.589	3.461	5-1/4	5.250	5.075	6.062	5.786	2-5/16	2.380	2.057	0.19	0.06	7.250	7.500
3-3/4	3.7500	3.858	3.726	5-5/8	5.625	5.437	6.495	6.198	2-1/2	2.572	2.241	0.19	0.06	7.750	8.000
4	4.0000	4.111	3.975	6	6.000	5.800	6.928	6.612	2-11/16	2.764	2.424	0.19	0.06	8.250	8.500

Specification Requirements:

- Dimensions: ASME B18.2.1.
- Material & Mechanical Properties: ASTM A449 Type 1.
- Thread Requirements: ANSI B1.1 UNC & UNF Class 2A
- Head Marking: Per ASTM A449 (Type 1)
- Coating: Light protective oil.
- Material Test Reports: The MTR must have documented lot traceability, including full chemical and mechanical figures, to the specification(s) above.

Fastenal Product Standard: FNL.HB.A354BD.P

Hex Bolts, ASTM A354BD, Plain

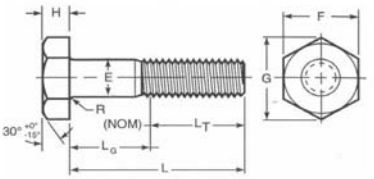

Nominal Size or Basic Product Diameter		E		F			G		H			R		L_T	
		Full-Size Body Diameter		Width Across Flats			Width Across Corners		Head Height			Radius of Fillet		Thread Length for Bolt Lengths	
														6 in. and Shorter	Over 6 in.
		Max	Min	Basic	Max	Min	Max	Min	Basic	Max	Min	Max	Min	Nom	Nom
1/4	0.2500	0.260	0.237	7/16	0.438	0.425	0.505	0.484	11/64	0.188	0.150	0.03	0.01	0.750	1.000
5/16	0.3125	0.324	0.298	1/2	0.500	0.484	0.577	0.552	7/32	0.235	0.195	0.03	0.01	0.875	1.125
3/8	0.3750	0.388	0.360	9/16	0.562	0.544	0.650	0.620	1/4	0.268	0.226	0.03	0.01	1.000	1.250
7/16	0.4375	0.452	0.421	5/8	0.625	0.603	0.722	0.687	19/64	0.316	0.272	0.03	0.01	1.125	1.375
1/2	0.5000	0.515	0.482	3/4	0.750	0.725	0.866	0.826	11/32	0.364	0.302	0.03	0.01	1.250	1.500
5/8	0.6250	0.642	0.605	15/16	0.938	0.906	1.083	1.033	27/64	0.444	0.378	0.06	0.02	1.500	1.750
3/4	0.7500	0.768	0.729	1-1/8	1.125	1.088	1.299	1.240	1/2	0.524	0.455	0.06	0.02	1.750	2.000
7/8	0.8750	0.895	0.852	1-5/16	1.312	1.269	1.516	1.447	37/64	0.604	0.531	0.06	0.02	2.000	2.250
1	1.0000	1.022	0.976	1-1/2	1.500	1.450	1.732	1.653	43/64	0.700	0.591	0.09	0.03	2.250	2.500
1-1/8	1.1250	1.149	1.098	1-11/16	1.688	1.631	1.949	1.859	3/4	0.780	0.658	0.09	0.03	2.500	2.750
1-1/4	1.2500	1.277	1.223	1-7/8	1.875	1.812	2.165	2.066	27/32	0.876	0.749	0.09	0.03	2.750	3.000
1-3/8	1.3750	1.404	1.345	2-1/16	2.062	1.994	2.382	2.273	29/32	0.940	0.810	0.09	0.03	3.000	3.250
1-1/2	1.5000	1.531	1.470	2-1/4	2.250	2.175	2.598	2.480	1	1.036	0.902	0.09	0.03	3.250	3.500
1-3/4	1.7500	1.785	1.716	2-5/8	2.625	2.538	3.031	2.893	1-5/32	1.196	1.054	0.12	0.04	3.750	4.000
2	2.0000	2.039	1.964	3	3.000	2.900	3.464	3.306	1-11/32	1.388	1.175	0.12	0.04	4.250	4.500
2-1/4	2.2500	2.305	2.214	3-3/8	3.375	3.262	3.897	3.719	1-1/2	1.548	1.327	0.19	0.06	4.750	5.000
2-1/2	2.5000	2.559	2.461	3-3/4	3.750	3.625	4.330	4.133	1-21/32	1.708	1.479	0.19	0.06	5.250	5.500
2-3/4	2.7500	2.827	2.711	4-1/8	4.125	3.988	4.763	4.546	1-13/16	1.869	1.632	0.19	0.06	5.750	6.000
3	3.0000	3.081	2.961	4-1/2	4.500	4.350	5.196	4.959	2	2.060	1.815	0.19	0.06	6.250	6.500
3-1/4	3.2500	3.335	3.210	4-7/8	4.875	4.712	5.629	5.372	2-3/16	2.251	1.936	0.19	0.06	6.750	7.000
3-1/2	3.5000	3.589	3.461	5-1/4	5.250	5.075	6.062	5.786	2-5/16	2.380	2.057	0.19	0.06	7.250	7.500
3-3/4	3.7500	3.858	3.726	5-5/8	5.625	5.437	6.495	6.198	2-1/2	2.572	2.241	0.19	0.06	7.750	8.000
4	4.0000	4.111	3.975	6	6.000	5.800	6.928	6.612	2-11/16	2.764	2.424	0.19	0.06	8.250	8.500

Specification Requirements:

- Dimensions: ASME B18.2.1.
- Material & Mechanical Properties: ASTM A354 Grade BD.
- Thread Requirements: ANSI B1.1 UNC & UNF Class 2A.
- Head Marking: Manufacturer ID and "BD"
- Coating: Light protective oil.
- Material Test Reports: The MTR must have documented lot traceability, including full chemical and mechanical figures, to the specification(s) above.

Hex Cap Screws, Hex Bolts, Tap Bolts

Fastenal Product Standard: FNL.HCS.GR9.YZ

Proprietary Standard, Hex Cap Screw, Grade 9, Yellow Zinc

Diameter	L Max. Thread to Head	F	H
1/4"	1 1/8"	7/16"	.181"/.194"
5/16"	1 1/4"	1/2"	.227"/.242"
3/8"	1 3/8"	9/16"	.273"/.289"
7/16"	1 5/8"	5/8"	.318"/.338"
1/2"	1 3/4"	3/4"	.364"/.386"
9/16"	2"	13/16"	.410"/.433"
5/8"	2 1/8"	15/16"	.456"/.481"
3/4"	2 1/2"	1 1/8"	.548"/.577"
7/8"	2 3/4"	1 5/16"	.640"/.672"
1"	3"	1 1/2"	.732"/.768"
1 1/8"	3 1/2"	1.688"	.824"/.864"
1 1/4"	3 3/4"	1.875"	.916"/.959"

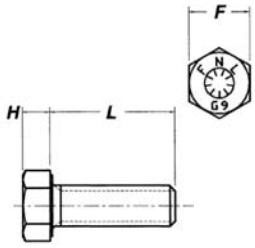

Specification Requirements:

- Dimensions: ASME B18.2.1 with the exception of a higher than standard head Height (approximately 25% higher)
- Material: Grades 8637/8640, Medium Carbon Alloy Steel
- Thread requirements: ANSI B1.1 UNRC & UNRF Class 2A BEFORE COATING.
- Mechanical properties: Appropriate to ASTM F-606 except wedge tensile.
  Full Size Parts:
  - Wedge Tensile: 180,000 PSI Min.
  - 6 degree wedge on bolts ¼" through ¾" diameter.
  - 4 degree wedge on bolts 7/8" through 1 1/2" diameter.
  - Proof Load: 140,650 PSI Min.
  - Hardness: HRC 38 to 42

  or

  Test Specimens:
  - Tensile: 180,000 PSI Min.
  - Yield: 159,500 PSI Min.
  - Elongation: 8% Minimum
  - Reduction of Area: 35% Minimum
  - Hardness HRC 38 to 42
- Head marking: FNL G9 raised on crown plane and nine radial lines raised in the circular indent.
- Coating: Fe/Zn 5C per ASTM F1941
- Decarburization: SAE J121
- Discontinuities: SAE J1061
- Material Test Reports: The MTR must have documented lot traceability, including full chemical and mechanical figures, to the specification(s) above.

Fastenal Product Standard: FNL.HB.GRA.HDG

Hex Bolts, Grade A, Hot Dipped Galvanized:

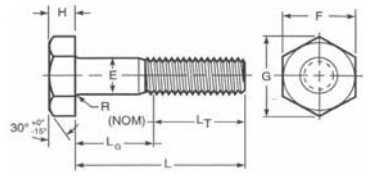

Nominal Size (inch)	E Full Size Body Dia. Max.	E Full Size Body Dia. Min.	F Width Across Flats Basic	F Width Across Flats Max.	F Width Across Flats Min.	G Width Across Corners Max.	G Width Across Corners Min.	H Head Height Basic	H Head Height Max.	H Head Height Min.	Thread Length For Bolt Lengths 6 in & Shorter Nom.	Thread Length For Bolt Lengths Over 6 in Nom.
1/4	0.260	0.237	7/16	0.438	0.425	0.505	0.484	11/64	0.188	0.150	0.750	1.000
5/16	0.324	0.298	1/2	0.500	0.484	0.577	0.552	7/32	0.235	0.195	0.875	1.125
3/8	0.388	0.36	9/16	0.563	0.544	0.65	0.62	1/4	0.268	0.226	1.000	1.250
7/16	0.452	0.421	5/8	0.625	0.603	0.722	0.687	19/64	0.316	0.272	1.125	1.375
1/2	0.515	0.482	3/4	0.750	0.725	0.866	0.826	11/32	0.364	0.302	1.250	1.500
5/8	0.642	0.605	15/16	0.938	0.906	1.083	1.033	27/64	0.444	0.378	1.500	1.750
3/4	0.768	0.729	1 1/8	1.125	1.088	1.299	1.24	1/2	0.524	0.455	1.750	2.000
7/8	0.895	0.852	1 5/16	1.313	1.269	1.516	1.447	37/64	0.604	0.531	2.000	2.250
1	1.022	0.976	1 1/2	1.500	1.450	1.732	1.653	43/64	0.700	0.591	2.250	2.500
1 1/8	1.149	1.098	1 11/16	1.688	1.631	1.949	1.859	3/4	0.780	0.658	2.500	2.750
1 1/4	1.277	1.223	1 7/8	1.875	1.812	2.165	2.066	27/32	0.876	0.749	2.750	3.000
1 3/8	1.404	1.345	2 1/16	2.063	1.994	2.382	2.273	29/32	0.940	0.810	3.000	3.250
1 1/2	1.531	1.47	2 1/4	2.250	2.175	2.598	2.48	1	1.036	0.902	3.250	3.500
1 3/4	1.785	1.716	2 5/8	2.625	2.538	3.031	2.893	1 5/32	1.196	1.054	3.750	4.000
2	2.039	1.964	3	3.000	2.900	3.464	3.306	1 11/32	1.388	1.175	4.250	4.500
2 1/4	2.305	2.214	3 3/8	3.375	3.262	3.897	3.719	1 1/2	1.548	1.327	4.750	5.000
2 1/2	2.559	2.461	3 3/4	3.750	3.625	4.33	4.133	1 21/32	1.708	1.479	5.250	5.500
2 3/4	2.827	2.711	4 1/8	4.125	3.988	4.763	4.546	1 13/16	1.869	1.632	5.750	6.000
3	3.081	2.961	4 1/2	4.500	4.350	5.196	4.959	2	2.060	1.815	6.250	6.500

Specification Requirements:

- Dimensions: ASME B18.2.1.
- Material & Mechanical Properties: ASTM A307, Grade A
- Thread requirements: ANSI B1.1 UNC & UNF Class 2A.
- Head marking: Manufacturer ID and "307A"
- Coating: Hot Dip Zinc per ASTM F2329 or in accordance with Class C of ASTM A153.
- Material Test Reports: The MTR must have documented lot traceability, including full chemical and mechanical figures, to the specification(s) above.

Fastenal Product Standard: FNL.TAP.A307A.Z

Hex Tap Bolts, ASTM A307A, Zinc Plated

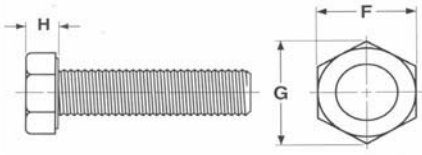

Size	F Width Across Flats Max.	F Width Across Flats Min.	G Width Across Corners Max.	G Width Across Corners Min.	H Head Height Max.	H Head Height Min.
1/4	.438	.425	.505	.484	.188	.150
5/16	.500	.484	.577	.552	.235	.195
3/8	.562	.544	.650	.620	.268	.226
7/16	.625	.603	.722	.687	.316	.272
1/2	.750	.725	.866	.826	.364	.302
5/8	.938	.906	1.083	1.033	.444	.378
3/4	1.125	1.088	1.299	1.240	.524	.455
7/8	1.312	1.269	1.516	1.447	.604	.531
1	1.500	1.450	1.732	1.653	.700	.591
1 1/8	1.688	1.631	1.949	1.859	.780	.658
1 1/4	1.875	1.812	2.165	2.066	.876	.749
1 3/8	2.062	1.994	2.382	2.273	.940	.810
1 1/2	2.250	2.175	2.598	2.480	1.036	.902
1 3/4	2.625	2.538	3.031	2.893	1.196	1.054
2	3.000	2.900	3.464	3.306	1.388	1.175
2 1/4	3.375	3.262	3.897	3.719	1.548	1.327
2 1/2	3.750	3.625	4.330	4.133	1.708	1.479
2 3/4	4.125	3.988	4.763	4.546	1.869	1.632
3	4.500	4.350	5.196	4.959	2.060	1.815
3 1/4	4.875	4.712	5.629	5.372	2.251	1.936
3 1/2	5.250	5.075	6.062	5.786	2.380	2.057
3 3/4	5.625	5.437	6.495	6.198	2.572	2.241
4	6.000	5.800	6.928	6.612	2.764	2.424

Specification Requirements:

- Dimensions: ASME B18.2.1.
- Material & Mechanical Properties: ASTM A307 Grade A
- Thread requirements: ANSI B1.1 UNC & UNF Class 2A.
- Head marking: Manufacturer's I.D. and Grade Mark "307A"
- Coating: Fe/Zn 3A per ASTM F1941.
- Material Test Reports: The MTR must have documented lot traceability, including full chemical and mechanical figures, to the specification(s) above.

Fastenal Product Standard: FNL.TB.GR5.Z

Hex Tap Bolts, Grade 5, Zinc Plated

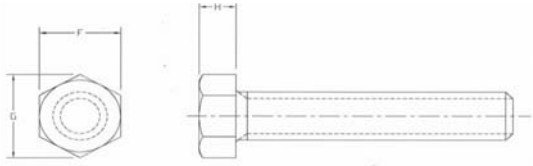

Size	F Width Across Flats Max.	F Width Across Flats Min.	G Width Across Corners Max.	G Width Across Corners Min.	H Head Height Max.	H Head Height Min.
1/4	.438	.425	.505	.484	.188	.150
5/16	.500	.484	.577	.552	.235	.195
3/8	.562	.544	.650	.620	.268	.226
7/16	.625	.603	.722	.687	.316	.272
1/2	.750	.725	.866	.826	.364	.302
5/8	.938	.906	1.083	1.033	.444	.378
3/4	1.125	1.088	1.299	1.240	.524	.455
7/8	1.312	1.269	1.516	1.447	.604	.531
1	1.500	1.450	1.732	1.653	.700	.591
1 1/8	1.688	1.631	1.949	1.859	.780	.658
1 1/4	1.875	1.812	2.165	2.066	.876	.749
1 3/8	2.062	1.994	2.382	2.273	.940	.810
1 1/2	2.250	2.175	2.598	2.480	1.036	.902
1 3/4	2.625	2.538	3.031	2.893	1.196	1.054
2	3.000	2.900	3.464	3.306	1.388	1.175
2 1/4	3.375	3.262	3.897	3.719	1.548	1.327
2 1/2	3.750	3.625	4.330	4.133	1.708	1.479
2 3/4	4.125	3.988	4.763	4.546	1.869	1.632
3	4.500	4.350	5.196	4.959	2.060	1.815
3 1/4	4.875	4.712	5.629	5.372	2.251	1.936
3 1/2	5.250	5.075	6.062	5.786	2.380	2.057
3 3/4	5.625	5.437	6.495	6.198	2.572	2.241
4	6.000	5.800	6.928	6.612	2.764	2.424

Specification Requirements:

- Dimensions: ASME B18.2.1, Hex Bolt, (except thread length)
- Material & Mechanical Properties: Grade 5 per SAE J-429.
- Thread requirements: ANSI B1.1 UNC & UNF Class 2A, Full Thread
- Head marking: 3 radial lines 120 degrees apart. Manufacturer's I.D.
- Coating: Fe/Zn 3A per ASTM F1941.
- Material Test Reports: The MTR must have documented lot traceability, including full chemical and mechanical figures, to the specification(s) above.

FASTENER STANDARDS

Tap Bolts, Heavy Hex Screws, Heavy Hex Bolts

Fastenal Product Standard: FNL.TB.GR8.P

Hex Tap Bolts, Grade 8, Plain

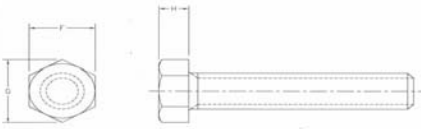

Size	F		G		H	
	Width Across Flats		Width Across Corners		Head Height	
	Max.	Min.	Max.	Min.	Max.	Min.
1/4	.438	.425	.505	.484	.188	.150
5/16	.500	.484	.577	.552	.235	.195
3/8	.562	.544	.650	.620	.268	.226
7/16	.625	.603	.722	.687	.316	.272
1/2	.750	.725	.866	.826	.364	.302
5/8	.938	.906	1.083	1.033	.444	.378
3/4	1.125	1.088	1.299	1.240	.524	.455
7/8	1.312	1.269	1.516	1.447	.604	.531
1	1.500	1.450	1.732	1.653	.700	.591
1 1/8	1.688	1.631	1.949	1.859	.780	.658
1 1/4	1.875	1.812	2.165	2.066	.876	.749
1 3/8	2.062	1.994	2.382	2.273	.940	.810
1 1/2	2.250	2.175	2.598	2.480	1.036	.902
1 3/4	2.625	2.538	3.031	2.893	1.196	1.054
2	3.000	2.900	3.464	3.306	1.388	1.175
2 1/4	3.375	3.262	3.897	3.719	1.548	1.327
2 1/2	3.750	3.625	4.330	4.133	1.708	1.479
2 3/4	4.125	3.988	4.763	4.546	1.869	1.632
3	4.500	4.350	5.196	4.959	2.060	1.815
3 1/4	4.875	4.712	5.629	5.372	2.251	1.936
3 1/2	5.250	5.075	6.062	5.786	2.380	2.057
3 3/4	5.625	5.437	6.495	6.198	2.572	2.241
4	6.000	5.800	6.928	6.612	2.764	2.424

Specification Requirements:

- Dimensions: ASME B18.2.1 (except thread length)
- Material & Mechanical Properties: Grade 8 per SAE J-429.
- Thread requirements: ANSI B1.1 UNC & UNF Class 2A, Full Thread
- Head marking: 6 radial lines 60 degrees apart. Manufacturer's I.D.
- Coating: Light protective oil.
- Material Test Reports: The MTR must have documented lot traceability, including full chemical and mechanical figures, to the specification(s) above.

Fastenal Product Standard: FNL.TB.GR8.YZ

Hex Tap Bolts, Grade 8, Yellow Zinc Plated

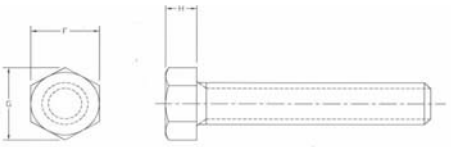

Size	F		G		H	
	Width Across Flats		Width Across Corners		Head Height	
	Max.	Min.	Max.	Min.	Max.	Min.
1/4	.438	.425	.505	.484	.188	.150
5/16	.500	.484	.577	.552	.235	.195
3/8	.562	.544	.650	.620	.268	.226
7/16	.625	.603	.722	.687	.316	.272
1/2	.750	.725	.866	.826	.364	.302
5/8	.938	.906	1.083	1.033	.444	.378
3/4	1.125	1.088	1.299	1.240	.524	.455
7/8	1.312	1.269	1.516	1.447	.604	.531
1	1.500	1.450	1.732	1.653	.700	.591
1 1/8	1.688	1.631	1.949	1.859	.780	.658
1 1/4	1.875	1.812	2.165	2.066	.876	.749
1 3/8	2.062	1.994	2.382	2.273	.940	.810
1 1/2	2.250	2.175	2.598	2.480	1.036	.902
1 3/4	2.625	2.538	3.031	2.893	1.196	1.054
2	3.000	2.900	3.464	3.306	1.388	1.175
2 1/4	3.375	3.262	3.897	3.719	1.548	1.327
2 1/2	3.750	3.625	4.330	4.133	1.708	1.479
2 3/4	4.125	3.988	4.763	4.546	1.869	1.632
3	4.500	4.350	5.196	4.959	2.060	1.815
3 1/4	4.875	4.712	5.629	5.372	2.251	1.936
3 1/2	5.250	5.075	6.062	5.786	2.380	2.057
3 3/4	5.625	5.437	6.495	6.198	2.572	2.241
4	6.000	5.800	6.928	6.612	2.764	2.424

Specification Requirements:

- Dimensions: ASME B18.2.1, Hex Bolt (except thread length)
- Material & Mechanical Properties: Grade 8 per SAE J-429.
- Thread requirements: ANSI B1.1 UNC & UNF Class 2A, Full Thread Fastenal Thread Acceptance Procedure QA 7-74 acceptable AFTER COATING.
- Head marking: 6 radial lines 60 degrees apart. Manufacturer's I.D.
- Coating (if applicable): Fe/Zn 5C per ASTM F1941
- Material Test Reports: The MTR must have documented lot traceability, including full chemical and mechanical figures, to the specification(s) above.

Fastenal Product Standard: FNL.HHS.B7.P

Heavy Hex Screws, ASTM A193 B7, Plain

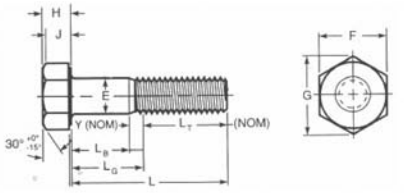

Size	E		F		G		H		J	Lt		Y	Circular Runout of Bearing Surface FIM
	Body Diameter		Width Across Flats		Width Across Corners		Head Height		Wrecking Height	Thread Length 6" and shorter	Thread Length Over 6"	Trans. Thread Length	
	Max.	Min.	Min.	Max.	Max.	Min.	Max.	Min.	Min.	Nom.	Nom.	Max.	
1/2	.515	.482	.875	.850	1.010	.969	.323	.302	.215	1.250	1.500	.385	.016
5/8	.642	.605	1.062	1.031	1.227	1.175	.403	.378	.269	1.500	1.750	.455	.019
3/4	.768	.729	1.250	1.212	1.443	1.383	.483	.455	.324	1.75	2.000	.500	.022
7/8	.895	.852	1.438	1.394	1.660	1.589	.563	.531	.378	2.000	2.250	.556	.025
1	1.022	.976	1.625	1.575	1.876	1.796	.627	.591	.416	2.250	2.500	.625	.028
1 1/8	1.149	1.098	1.812	1.756	2.093	2.002	.718	.658	.461	2.500	2.750	.714	.032
1 1/4	1.277	1.223	2.000	1.938	2.309	2.209	.813	.749	.530	2.750	3.000	.714	.035
1 3/8	1.404	1.345	2.188	2.119	2.526	2.416	.878	.810	.569	3.000	3.250	.833	.038
1 1/2	1.531	1.470	2.375	2.300	2.742	2.622	.974	.902	.640	3.250	3.500	.833	.041
1 3/4	1.785	1.716	2.750	2.662	3.175	3.035	1.134	.1054	.748	3.750	4.000	1.000	.048
2	2.039	1.964	3.125	3.025	3.608	3.449	1.263	1.175	.825	4.250	4.500	1.111	.055
2 1/4	2.305	2.214	3.500	3.388	4.041	3.862	1.423	1.327	.933	-	5.000	1.111	.061
2 1/2	2.559	2.461	3.875	3.750	4.474	4.275	1.583	1.479	1.042	-	5.500	1.250	.068
2 3/4	2.827	2.711	4.250	4.112	4.907	4.688	1.744	1.632	1.151	-	6.000	1.250	.074
3	3.081	2.961	4.625	4.475	5.340	5.102	1.935	1.815	1.290	-	6.500	1.250	.081

Specification Requirements:

- Dimensions: ASME B18.2.1. **ASTM A193 states heavy hex screw dimensions should be used except the maximum body diameter and radius of fillet may be the same as for the heavy hex bolt series.
- Material & Mechanical Properties: ASTM A193 Grade B7.
- Thread Requirements: ANSI B1.1 UNC Class 2A-sizes 1" and smaller. ANSI B1.1 UN8 Class 2A-sizes 1-1/8 and larger.
- Head Marking: Manufacturer ID and "B7".
- Coating: Light protective oil.
- Material Test Reports: The MTR must have documented lot traceability, including full chemical and mechanical figures, to the specification(s) above

Fastenal Product Standard: FNL.HHB.A307B.P

Heavy Hex Bolts, ASTM A307B, Plain

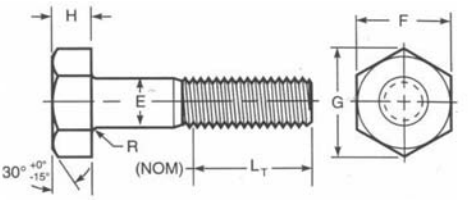

Nominal Size or Basic Product Diameter		E		F			G		H			R		L_t	
		Full-Size Body Diameter		Width Across Flats			Width Across Corners		Head Height			Radius of Fillet		Thread Length for Bolt Lengths	
														6 in. and Shorter	Over 6 in.
		Max	Min	Basic	Max	Min	Max	Min	Basic	Max	Min	Max	Min	Nom	Nom
1/2	0.5000	0.515	0.482	7/8	0.875	0.850	1.010	0.969	11/32	0.364	0.302	0.03	0.01	1.250	1.500
5/8	0.6250	0.642	0.605	11/16	1.062	1.031	1.227	1.175	27/64	0.444	0.378	0.06	0.02	1.500	1.750
3/4	0.7500	0.768	0.729	1-1/4	1.250	1.212	1.443	1.383	1/2	0.524	0.455	0.06	0.02	1.750	2.000
7/8	0.8750	0.895	0.852	1-7/16	1.438	1.394	1.660	1.589	37/64	0.604	0.531	0.06	0.02	2.000	2.250
1	1.0000	1.022	0.976	1-5/8	1.625	1.575	1.876	1.796	43/64	0.700	0.591	0.09	0.03	2.250	2.500
1-1/8	1.1250	1.149	1.098	1-13/16	1.812	1.756	2.093	2.002	3/4	0.780	0.658	0.09	0.03	2.500	2.750
1-1/4	1.2500	1.277	1.223	2	2.000	1.938	2.309	2.209	27/32	0.876	0.749	0.09	0.03	2.750	3.000
1-3/8	1.3750	1.404	1.345	2-3/16	2.188	2.119	2.526	2.416	29/32	0.940	0.810	0.09	0.03	3.000	3.250
1-1/2	1.5000	1.531	1.470	2-3/8	2.375	2.300	2.742	2.622	1	1.036	0.902	0.09	0.03	3.250	3.500
1-3/4	1.7500	1.785	1.716	2-3/4	2.750	2.662	3.175	3.035	1-5/32	1.196	1.054	0.12	0.04	3.750	4.000
2	2.0000	2.039	1.964	3-1/8	3.125	3.025	3.608	3.449	1-11/32	1.388	1.175	0.12	0.04	4.250	4.500
2-1/4	2.2500	2.305	2.214	3-1/2	3.500	3.388	4.041	3.862	1-1/2	1.548	1.327	0.19	0.06	4.750	5.000
2-1/2	2.5000	2.559	2.461	3-7/8	3.875	3.750	4.474	4.275	1-21/32	1.708	1.479	0.19	0.06	5.250	5.500
2-3/4	2.7500	2.827	2.711	4-1/4	4.250	4.112	4.907	4.688	1-13/16	1.869	1.632	0.19	0.06	5.750	6.000
3	3.0000	3.081	2.961	4-5/8	4.625	4.475	5.340	5.102	2	2.060	1.815	0.19	0.06	6.250	6.500

Specification Requirements:

- Dimensions: ASME B18.2.1.
- Material & Mechanical Properties: ASTM A307 Grade B.
- Thread Requirements: ANSI B1.1 UNC Class 2A.
- Head Marking: Manufacturer ID and "307B"
- Coating: Light protective oil.
- Material Test Reports: The MTR must have documented lot traceability, including full chemical and mechanical figures, to the specification(s) above.

Heavy Hex Bolts, Hex Coil Bolts

Fastenal Product Standard: FNL.HHB.A307B.HDG

Heavy Hex Bolts, ASTM A307B, Hot Dip Galvanized

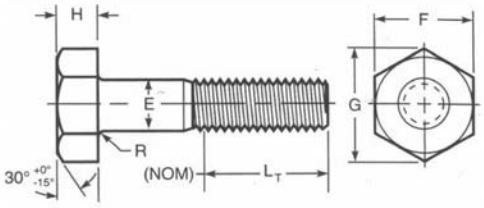

Nominal Size or Basic Product Diameter		E Full-Size Body Diameter Max	E Full-Size Body Diameter Min	F Width Across Flats Basic	F Width Across Flats Max	F Width Across Flats Min	G Width Across Corners Max	G Width Across Corners Min	H Head Height Basic	H Head Height Max	H Head Height Min	R Radius of Fillet Max	R Radius of Fillet Min	L_T Thread Length for Bolt Lengths 6 in. and Shorter Nom	L_T Thread Length for Bolt Lengths Over 6 in. Nom
1/2	0.5000	0.515	0.482	7/8	0.875	0.850	1.010	0.969	11/32	0.364	0.302	0.03	0.01	1.250	1.500
5/8	0.6250	0.642	0.605	11/16	1.062	1.031	1.227	1.175	27/64	0.444	0.378	0.06	0.02	1.500	1.750
3/4	0.7500	0.768	0.729	1-1/4	1.250	1.212	1.443	1.383	1/2	0.524	0.455	0.06	0.02	1.750	2.000
7/8	0.8750	0.895	0.852	1-7/16	1.438	1.394	1.660	1.589	37/64	0.604	0.531	0.06	0.02	2.000	2.250
1	1.0000	1.022	0.976	1-5/8	1.625	1.575	1.876	1.796	43/64	0.700	0.591	0.09	0.03	2.250	2.500
1-1/8	1.1250	1.149	1.098	1-13/16	1.812	1.756	2.093	2.002	3/4	0.760	0.658	0.09	0.03	2.500	2.750
1-1/4	1.2500	1.277	1.223	2	2.000	1.938	2.309	2.209	27/32	0.876	0.749	0.09	0.03	2.750	3.000
1-3/8	1.3750	1.404	1.345	2-3/16	2.188	2.119	2.526	2.416	29/32	0.940	0.810	0.09	0.03	3.000	3.250
1-1/2	1.5000	1.531	1.470	2-3/8	2.375	2.300	2.742	2.622	1	1.036	0.902	0.09	0.03	3.250	3.500
1-3/4	1.7500	1.785	1.716	2-3/4	2.750	2.662	3.175	3.035	1-5/32	1.196	1.054	0.12	0.04	3.750	4.000
2	2.0000	2.039	1.964	3-1/8	3.125	3.025	3.608	3.449	1-11/32	1.388	1.175	0.12	0.04	4.250	4.500
2-1/4	2.2500	2.305	2.214	3-1/2	3.500	3.388	4.041	3.862	1-1/2	1.548	1.327	0.19	0.06	4.750	5.000
2-1/2	2.5000	2.559	2.461	3-7/8	3.875	3.750	4.474	4.275	1-21/32	1.708	1.479	0.19	0.06	5.250	5.500
2-3/4	2.7500	2.827	2.711	4-1/4	4.250	4.112	4.907	4.688	1-13/16	1.869	1.632	0.19	0.06	5.750	6.000
3	3.0000	3.081	2.961	4-5/8	4.625	4.475	5.340	5.102	2	2.060	1.815	0.19	0.06	6.250	6.500

Specification Requirements:

- Dimensions: ASME B18.2.1.
- Material &
- Mechanical Properties: ASTM A307 Grade B.
- Thread Requirements: ANSI B1.1 UNC Class 2A.
- Head Marking: Manufacturer ID and "307B"
- Coating: Hot dip galvanize per ASTM A153 or F2329.
- Material Test Reports: The MTR must have documented lot traceability, including full chemical and mechanical figures, to the specification(s) above.

Fastenal Product Standard: FNL.HCB.P

Hex Coil Bolts, Plain Finish

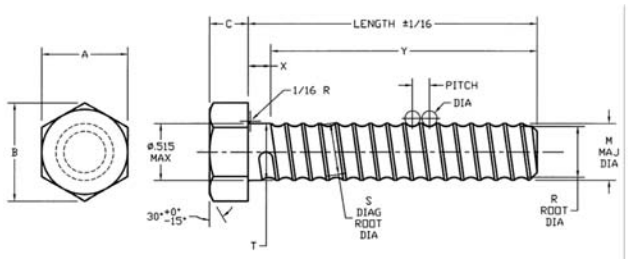

Size	A Min.	A Max.	B Min.	B Max.	C Min.	C Max.	M Min.	M Max.	R Min.	R Max.	S Min.	S Max.	T Min.	T Max.	Pitch Dia
1/2-6	.725	.750	.826	.866	.302	.364	.486	.500	.420	.425	.425	.435	.490	.505	.1667
5/8-4.5	.906	.938	1.033	1.083	.378	.444	.613	.625	.515	.525	.527	.537	.615	.630	.2222
3/4-4.5	1.088	1.125	1.240	1.299	.455	.524	.740	.750	.625	.635	.631	.641	.740	.755	.2222

Specification Requirements:

- Dimensions: See Above.
- Material: Carbon Steel.
- Thread requirements: Coil threads per dimensions above.
- Coating: Light protective oil.
- Material Test Reports: (If applicable) The MTR must have documented lot traceability, including full chemical and mechanical figures, to the specification(s) above.

Fastenal Product Standard: FNL.HHSB.A325.WN.P

Heavy Hex Structural Bolts, ASTM A325, Type 1, ASTM A563 Grade C Heavy Hex Nut, Plain Finish

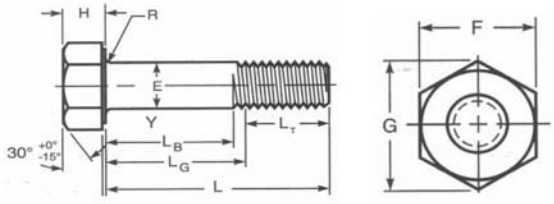

Nominal Size (inch)	E Full Size Body Dia. Max.	E Full Size Body Dia. Min.	F Width Across Flats Basic	F Width Across Flats Max.	F Width Across Flats Min.	G Width Across Corners Max.	G Width Across Corners Min.	H Head Height Basic	H Head Height Max.	H Head Height Min.	Thread Length Basic
1/2	0.515	0.482	7/8	0.875	0.850	1.010	0.969	5/16	0.323	0.302	1.00
5/8	0.642	0.605	1 1/16	1.063	1.031	1.227	1.175	25/64	0.403	0.378	1.25
3/4	0.768	0.729	1 1/4	1.250	1.212	1.443	1.383	15/32	0.483	0.455	1.38
7/8	0.895	0.852	1 7/16	1.438	1.394	1.660	1.589	35/64	0.563	0.531	1.50
1	1.022	0.976	1 5/8	1.625	1.575	1.876	1.796	39/64	0.627	0.591	1.75
1 1/8	1.149	1.098	1 13/16	1.813	1.756	2.093	2.002	11/16	0.718	0.658	2.00
1 1/4	1.277	1.223	2	2.000	1.938	2.309	2.209	25/32	0.813	0.749	2.00
1 3/8	1.404	1.345	2 3/16	2.188	2.119	2.526	2.416	27/32	0.878	0.810	2.25
1 1/2	1.531	1.470	2 3/8	2.375	2.300	2.742	2.622	15/16	0.974	0.902	2.25

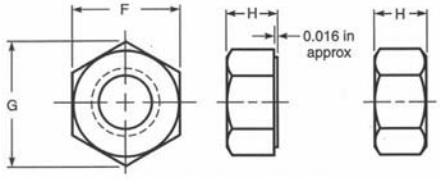

Nominal Size	F Width Across Flats Max.	F Width Across Flats Min.	G Width Across Corners Max.	G Width Across Corners Min.	H Thickness Max.	H Thickness Min.
1/2	.875	.850	1.010	.969	.504	.464
5/8	1.062	1.031	1.227	1.175	.631	.587
3/4	1.250	1.212	1.443	1.382	.758	.710
7/8	1.438	1.394	1.660	1.589	.885	.833
1	1.625	1.575	1.876	1.796	1.012	.956
1 1/8	1.812	1.756	2.093	2.002	1.139	1.079
1 1/4	2.000	1.938	2.309	2.209	1.251	1.187
1 3/8	2.188	2.119	2.526	2.416	1.378	1.310
1 1/2	2.375	2.300	2.742	2.622	1.505	1.433

Specification Requirements:

- Dimensions: Bolts and Nuts ASME B18.2.6.
- Material & Mechanical Properties: Heavy Hex Structural Bolt: ASTM A325, Type 1. Heavy Hex Nut: ASTM A563 Grade C.
- Thread requirements: ANSI B1.1 UNC Bolts Class 2A. Nuts Class 2B
- Head marking: Manufacturer ID on both nut and bolt, Bolt must have A325, Nut must have three circumferential lines 120° apart.
- Coating: Light protective oil.
- Material Test Reports: The MTR must have documented lot traceability, including full chemical and mechanical figures, to the specification(s) above.

Hex Coil Bolts, Heavy Hex Structural Bolts

Fastenal Product Standard: FNL.HHSB.A325.WN.HDG

Heavy Hex Structural Bolts, ASTM A325, Type 1, ASTM A563 Grade DH Heavy Hex Nut, Hot Dip Galvanized

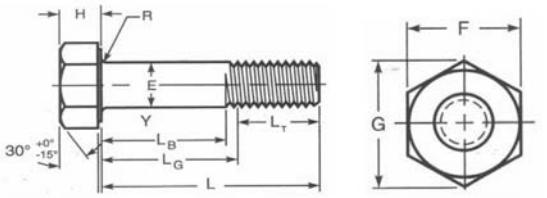

Nominal Size (inch)	E Full Size Body Dia. Max.	E Full Size Body Dia. Min.	F Width Across Flats Basic	F Width Across Flats Max.	F Width Across Flats Min.	G Width Across Corners Max.	G Width Across Corners Min.	H Head Height Basic	H Head Height Max.	H Head Height Min.	Thread Length Basic
1/2	0.515	0.482	7/8	0.875	0.850	1.010	0.969	5/16	0.323	0.302	1.00
5/8	0.642	0.605	1 1/16	1.063	1.031	1.227	1.175	25/64	0.403	0.378	1.25
3/4	0.768	0.729	1 1/4	1.250	1.212	1.443	1.383	15/32	0.483	0.455	1.38
7/8	0.895	0.852	1 7/16	1.438	1.394	1.660	1.589	35/64	0.563	0.531	1.50
1	1.022	0.976	1 5/8	1.625	1.575	1.876	1.796	39/64	0.627	0.591	1.75
1 1/8	1.149	1.098	1 13/16	1.813	1.756	2.093	2.002	11/16	0.718	0.658	2.00
1 1/4	1.277	1.223	2	2.000	1.938	2.309	2.209	25/32	0.813	0.749	2.00
1 3/8	1.404	1.345	2 3/16	2.188	2.119	2.526	2.416	27/32	0.878	0.810	2.25
1 1/2	1.531	1.470	2 3/8	2.375	2.300	2.742	2.622	15/16	0.974	0.902	2.25

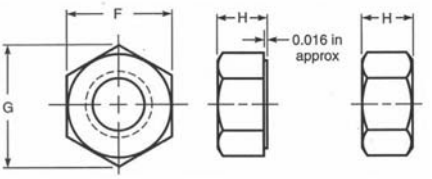

Nominal Size	F Width Across Flats Max.	F Width Across Flats Min.	G Width Across Corners Max.	G Width Across Corners Min.	H Thickness Max.	H Thickness Min.
1/2	.875	.850	1.010	.969	.504	.464
5/8	1.062	1.031	1.227	1.175	.631	.587
3/4	1.250	1.212	1.443	1.382	.758	.710
7/8	1.438	1.394	1.660	1.589	.885	.833
1	1.625	1.575	1.876	1.796	1.012	.956
1 1/8	1.812	1.756	2.093	2.002	1.139	1.079
1 1/4	2.000	1.938	2.309	2.209	1.251	1.187
1 3/8	2.188	2.119	2.526	2.416	1.378	1.310
1 1/2	2.375	2.300	2.742	2.622	1.505	1.433

Specification Requirements:

- Dimensions: Bolts and Nuts: ASME B18.2.6.
- Material & Mechanical Properties: Heavy Hex Structural Bolt: ASTM A325, Type 1.
  Heavy Hex Nut: ASTM A563 Grade DH.
- Thread requirements: ANSI B1.1 UNC
  Bolts Class 2A BEFORE COATING.
  Nuts Class 2B BEFORE COATING
- Head marking: Manufacturer ID on both nut and bolt,
  Bolt must have A325,
  Nut must have DH.
- Coating: Hot Dip Galvanize per ASTM A153 or ASTM F2329.
- Material Test Reports: The MTR must have documented lot traceability, including full chemical and mechanical figures, to the specification(s) above.

Fastenal Product Standard: FNL.HHSB.A325.WN.YZ

Heavy Hex Structural Bolts, ASTM A325, Type 1, ASTM A563 Grade DH Heavy Hex Nut, Yellow Zinc Plate

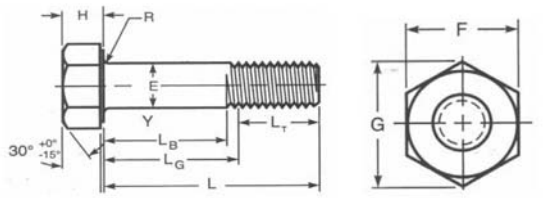

Nominal Size (inch)	E Full Size Body Dia. Max.	E Full Size Body Dia. Min.	F Width Across Flats Basic	F Width Across Flats Max.	F Width Across Flats Min.	G Width Across Corners Max.	G Width Across Corners Min.	H Head Height Basic	H Head Height Max.	H Head Height Min.	Thread Length Basic
1/2	0.515	0.482	7/8	0.875	0.850	1.010	0.969	5/16	0.323	0.302	1.00
5/8	0.642	0.605	1 1/16	1.063	1.031	1.227	1.175	25/64	0.403	0.378	1.25
3/4	0.768	0.729	1 1/4	1.250	1.212	1.443	1.383	15/32	0.483	0.455	1.38
7/8	0.895	0.852	1 7/16	1.438	1.394	1.660	1.589	35/64	0.563	0.531	1.50
1	1.022	0.976	1 5/8	1.625	1.575	1.876	1.796	39/64	0.627	0.591	1.75
1 1/8	1.149	1.098	1 13/16	1.813	1.756	2.093	2.002	11/16	0.718	0.658	2.00
1 1/4	1.277	1.223	2	2.000	1.938	2.309	2.209	25/32	0.813	0.749	2.00
1 3/8	1.404	1.345	2 3/16	2.188	2.119	2.526	2.416	27/32	0.878	0.810	2.25
1 1/2	1.531	1.470	2 3/8	2.375	2.300	2.742	2.622	15/16	0.974	0.902	2.25

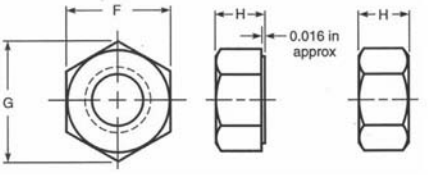

Nominal Size	F Width Across Flats Max.	F Width Across Flats Min.	G Width Across Corners Max.	G Width Across Corners Min.	H Thickness Max.	H Thickness Min.
1/2	.875	.850	1.010	.969	.504	.464
5/8	1.062	1.031	1.227	1.175	.631	.587
3/4	1.250	1.212	1.443	1.382	.758	.710
7/8	1.438	1.394	1.660	1.589	.885	.833
1	1.625	1.575	1.876	1.796	1.012	.956
1 1/8	1.812	1.756	2.093	2.002	1.139	1.079
1 1/4	2.000	1.938	2.309	2.209	1.251	1.187
1 3/8	2.188	2.119	2.526	2.416	1.378	1.310
1 1/2	2.375	2.300	2.742	2.622	1.505	1.433

Specification Requirements:

- Dimensions: Bolts and Nuts: ASME B18.2.6.
- Material & Mechanical Properties: Heavy Hex Structural Bolt: ASTM A325, Type 1.
  Heavy Hex Nut: ASTM A563 Grade DH.
- Thread requirements: ANSI B1.1 UNC
  Bolts Class 2A BEFORE COATING.
  Nuts Class 2B BEFORE COATING
- Head marking: Manufacturer ID on both nut and bolt,
  Bolt must have A325,
  Nut must have DH.
- Finish: Fe/Zn 5C per ASTM F1941.
- Material Test Reports: The MTR must have documented lot traceability, including full chemical and mechanical figures, to the specification(s) above.

Heavy Hex Structural Bolts, Flange Screws

Fastenal Product Standard: FNL.HHSB.A490.P

Heavy Hex Structural Bolts, ASTM A490, Type 1, Plain

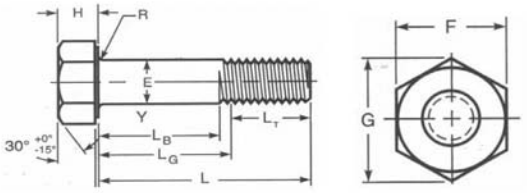

Nominal Size (inch)	E Full Size Body Dia. Max.	E Full Size Body Dia. Min.	F Width Across Flats Basic	F Width Across Flats Max.	F Width Across Flats Min.	G Width Across Corners Max.	G Width Across Corners Min.	H Head Height Basic	H Head Height Max.	H Head Height Min.	Thread Length Basic
1/2	0.515	0.482	7/8	0.875	0.850	1.010	0.969	5/16	0.323	0.302	1.00
5/8	0.642	0.605	1 1/16	1.063	1.031	1.227	1.175	25/64	0.403	0.378	1.25
3/4	0.768	0.729	1 1/4	1.250	1.212	1.443	1.383	15/32	0.483	0.455	1.38
7/8	0.895	0.852	1 7/16	1.438	1.394	1.660	1.589	35/64	0.563	0.531	1.50
1	1.022	0.976	1 5/8	1.625	1.575	1.876	1.796	39/64	0.627	0.591	1.75
1 1/8	1.149	1.098	1 13/16	1.813	1.756	2.093	2.002	11/16	0.718	0.658	2.00
1 1/4	1.277	1.223	2	2.000	1.938	2.309	2.209	25/32	0.813	0.749	2.00
1 3/8	1.404	1.345	2 3/16	2.188	2.119	2.526	2.416	27/32	0.878	0.810	2.25
1 1/2	1.531	1.470	2 3/8	2.375	2.300	2.742	2.622	15/16	0.974	0.902	2.25

Specification Requirements:

- Dimensions: ASME B18.2.6
- Material & Mechanical Properties: ASTM A490, Type 1.
- Thread requirements: ANSI B1.1 UNC Class 2A.
- Head marking: Manufacturer ID and "A490".
- Coating (if applicable): Light protective oil.
- Material Test Reports: The MTR must have documented lot traceability, including full chemical and mechanical figures, to the specification(s) above.

Fastenal Product Standard: FNL.TCB.A325.P

Round Head Tension Control Structural Bolt, ASTM A325, Type 1, Plain

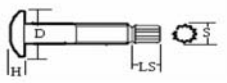

Nominal Size (inch)	Full Size Body Dia. Max.	Full Size Body Dia. Min.	D Head Dia. Max.	H Head Height Basic	H Head Height Max.	H Head Height Min.	Thread Length Basic	LS Length of Spline Ref.
1/2"	0.515	0.482	1.126	5/16	0.323	0.302	1.00	0.50
5/8"	0.642	0.605	1.313	25/64	0.403	0.378	1.25	0.60
3/4"	0.768	0.729	1.580	15/32	0.483	0.455	1.38	0.65
7/8"	0.895	0.852	1.880	35/64	0.563	0.531	1.50	0.72
1"	1.022	0.976	2.158	39/64	0.627	0.591	1.75	0.80
1 1/8"	1.149	1.098	2.375	11/16	0.718	0.658	2.00	0.80

Specification Requirements:

- Dimensions: ASME B18.2.6.
- Material & Mechanical Properties: ASTM F1852, Type 1.
- Coating: Light protective oil.
- Thread requirements: ANSI B1.1, UNC Class 2A.
- Head Marking: Manufacturer's ID and "A325TC" with 3 radial lines.
- Material Test Reports: (If applicable) The MTR must have documented lot traceability, including full chemical and mechanical figures, to the specification(s) above.

Fastenal Product Standard: FNL.FCS.ALLOY.P

12 Point Flange Screws, Alloy, Plain:

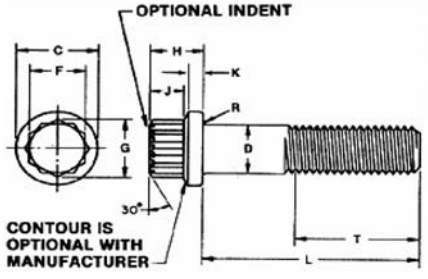

NOMINAL DIAMETER	D BODY DIAMETER Max	D BODY DIAMETER Min	C FLANGE DIAMETER Max	C FLANGE DIAMETER Min	F WIDTH ACROSS FLATS Max	F WIDTH ACROSS FLATS Min	G WIDTH ACROSS CORNERS Min	SOCKET WRENCH SIZE Nom.	H HEAD HEIGHT Max	K FLANGE THICKNESS Min	J WRENCHING HEIGHT Min	T THREAD LENGTH Basic
1/4	0.2500	0.2435	0.375	0.365	0.252	0.244	0.278	1/4	0.250	0.058	0.15	1.000
5/16	0.3125	0.3053	0.469	0.457	0.315	0.306	0.348	5/16	0.312	0.074	0.18	1.125
3/8	0.3750	0.3678	0.562	0.550	0.377	0.368	0.42	3/8	0.375	0.095	0.21	1.250
7/16	0.4375	0.4294	0.656	0.642	0.438	0.429	0.489	7/16	0.438	0.109	0.26	1.375
1/2	0.5000	0.4919	0.750	0.736	0.502	0.493	0.562	1/2	0.500	0.129	0.29	1.500
5/8	0.6250	0.6163	0.938	0.921	0.627	0.618	0.705	5/8	0.625	0.166	0.36	1.750
3/4	0.7500	0.7406	1.125	1.107	0.752	0.743	0.847	3/4	0.750	0.200	0.44	2.000
7/8	0.8750	0.8647	1.312	1.293	0.870	0.866	0.987	7/8	0.875	0.234	0.51	2.250
1	1.0000	0.9886	1.500	1.470	1.003	0.991	1.13	1	1.000	0.268	0.6	2.500
1 1/8	1.1250	1.1086	1.688	1.665	1.128	1.115	1.271	1 1/8	1.125	0.310	0.66	2.750
1 1/4	1.2500	1.2336	1.875	1.852	1.253	1.240	1.414	1 1/4	1.250	0.350	0.73	3.000
1 1/2	1.5000	1.4818	2.250	2.224	1.503	1.489	1.697	1 1/2	1.500	0.433	0.87	3.500

Specification Requirements:

- Dimensions: IFI-115, 2002 (Note required mechanical properties below.)
- Material: Medium Carbon Alloy Steel.
- Mechanical Properties: Wedge Tensile: 170,000 PSI Minimum. *Wedge degree angles per SAE J429.* Proof Load: 140,000 PSI Minimum. Hardness: HRC 37 to 43.
- Thread requirements: ANSI B1.1, UNRC or UNRF Class 3A (#0 through 1"). ANSI B1.1, UNRC or UNRF Class 2A (Over 1" through 1 ½").
- Coating: Light protective oil
- Material Test Reports: (If applicable) The MTR must have documented lot traceability, including full chemical and mechanical figures, to the specification(s) above.

Fastenal Product Standard: FNL.FLS.CH.Z

Hex Flange Screw, Serrated, Case Hardened

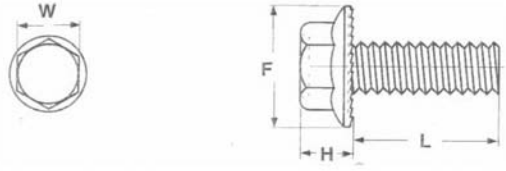

Nominal Size		W Width Across Flats Max.	W Width Across Flats Min.	H Thickness Max.	H Thickness Min.	F Flange Diameter Max.	F Flange Diameter Min.
4	0.112	0.188	0.181	0.079	0.060	0.243	0.225
6	0.138	0.187	0.181	0.157	0.132	0.266	0.254
8	0.164	0.250	0.244	0.186	0.161	0.355	0.341
10	0.190	0.312	0.305	0.210	0.185	0.441	0.425
1/4	0.250	0.375	0.367	0.240	0.201	0.531	0.513
5/16	0.313	0.500	0.491	0.298	0.274	0.706	0.686
3/8	0.375	0.562	0.552	0.331	0.307	0.793	0.771
7/16	0.438	0.625	0.612	0.460	0.365	0.930	0.856
1/2	0.500	0.750	0.736	0.510	0.470	1.070	1.020
5/8	0.625	0.9375	0.922	0.620	0.580	1.330	1.260
3/4	0.750	1.1250	1.100	0.730	0.680	1.590	1.490

Specification Requirements:

- Dimensions: See dimensions above. Refer to ASME B18.2.1 for length tolerances.
- Material: Low Carbon Steel.
- Mechanical Properties: **Case-Hardened Carbon Steel:** Tensile: 120,000 PSI Minimum. Case Hardness (Typical): HRC 40 min.; case depth .002 to .007" for sizes 4 to 10, over ¼" case depth .005 to .011. Core Hardness (Typical): HRC 25 to 34.
- Finish: Fe/Zn 3A per ASTM F1941
- Thread requirements: ANSI B1.1, UNC or UNF Class 2A.
- Head Marking: Manufacturer's identification.
- Material Test Reports: (If applicable) The MTR must have documented lot traceability, including full chemical and mechanical figures, to the specification(s) above.

FASTENER STANDARDS

Flange Screws, Carriage Bolts

Fastenal Product Standard: FNL.FS.GR8.PO

Hex Flange Screw, Grade 8, Phosphate & Oil

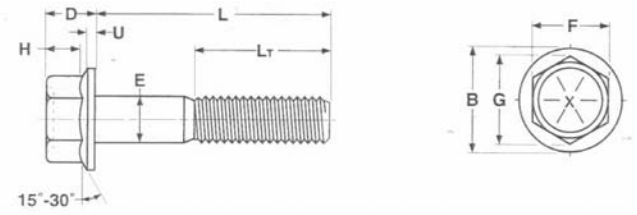

Nominal Size	E Body Diameter Max	E Body Diameter Min	F Width Across Flats Basic	F Width Across Flats Max	F Width Across Flats Min	G Width Across Corners Max	G Width Across Corners Min	B Flange Dia. Max	U Flange Thickness Min	D Head Height Max	H Hex Height Min	Thread Length 6 in & Shorter Nom.	Thread Length Over 6 in. Nom.
1/4	0.2500	0.2450	3/8	0.3750	0.3670	0.433	0.409	0.56	0.04	0.28	0.17	0.750	1.000
5/16	0.3125	0.3065	1/2	0.5000	0.4890	0.577	0.548	0.68	0.05	0.32	0.21	0.875	1.125
3/8	0.3750	0.3690	9/16	0.5625	0.5510	0.650	0.618	0.81	0.06	0.425	0.25	1.000	1.250
7/16	0.4375	0.4305	5/8	0.6250	0.6120	0.722	0.685	0.93	0.07	0.46	0.30	1.125	1.375
1/2	0.5000	0.4930	3/4	0.7500	0.7360	0.866	0.825	1.07	0.08	0.555	0.34	1.250	1.500
5/8	0.6250	0.6170	15/16	0.9375	0.9220	1.083	1.034	1.33	0.10	0.69	0.42	1.500	1.750
3/4	0.7500	0.7410	1 1/8	1.1250	1.1000	1.299	1.234	1.59	0.11	0.825	0.51	1.750	2.000

Specification Requirements:

- Dimensions: IFI 111
- Material & Mechanical Properties: Grade 8 per SAE J429
- Thread requirements: ANSI B1.1, UNC or UNF Class 2A.
- Finish: Grade 0D of ASTM F1137
- Head Marking: Manufacturer ID and 6 radial lines 60 degrees apart
- Material Test Reports (If applicable): The MTR must have documented lot traceability, including full Chemical and mechanical figures, to the specification(s) above.

Fastenal Product Standard: FNL.FS.SR.GR8.2.Z

Hex Flange Screw, Serrated, Grade 8.2, Zinc Plated

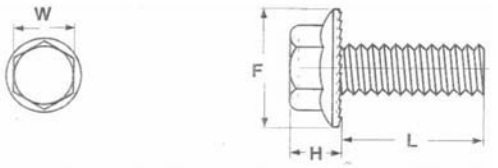

Nominal Size		W Width Across Flats Max.	W Width Across Flats Min.	H Thickness Max.	H Thickness Min.	F Flange Diameter Max.	F Flange Diameter Min.
4	0.112	0.188	0.181	0.079	0.060	0.243	0.225
6	0.138	0.187	0.181	0.157	0.132	0.266	0.254
8	0.164	0.250	0.244	0.186	0.161	0.355	0.341
10	0.190	0.312	0.305	0.210	0.185	0.441	0.425
1/4	0.250	0.375	0.367	0.240	0.201	0.531	0.513
5/16	0.313	0.500	0.491	0.298	0.274	0.706	0.686
3/8	0.375	0.562	0.552	0.331	0.307	0.793	0.771
7/16	0.438	0.625	0.612	0.460	0.365	0.930	0.856
1/2	0.500	0.750	0.736	0.510	0.470	1.070	1.020
5/8	0.625	0.9375	0.922	0.620	0.580	1.330	1.260
3/4	0.750	1.1250	1.100	0.730	0.680	1.590	1.490

Specification Requirements:

- Dimensions: See dimensions above. Refer to ASME B18.2.1 for length tolerances.
- Material& Mechanical Properties: SAE J429 Grade 8.2.
- Finish: Fe/Zn 3A per ASTM F1941
- Thread requirements: ANSI B1.1, UNC or UNF Class 2A.
- Head Marking: Manufacturer ID and 8.2 grade marking specified in SAE J429
- Material Test Reports (If applicable): The MTR must have documented lot traceability, including full chemical and mechanical figures, to the specification(s) above.

Fastenal Product Standard: FNL.CB.GRA.P

Carriage Bolts, Grade A, Plain:

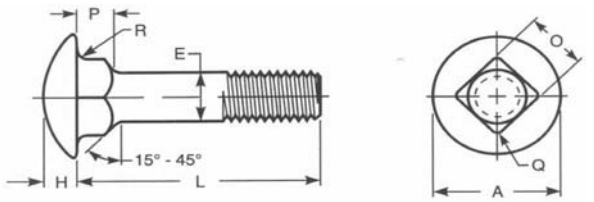

Nominal Size or Basic Bolt Diameter		E Body Diameter Max	E Body Diameter Min	A Head Diameter Max	A Head Diameter Min	H Head Height Max	H Head Height Min	O Square Width Max	O Square Width Min	P Square Depth Max	P Square Depth Min	Q Corner Radius on Square Max	R Fillet Radius Max
No. 10	0.1900	0.199	0.182	0.469	0.436	0.114	0.094	0.199	0.185	0.125	0.094	0.031	0.031
1/4	0.2500	0.260	0.237	0.594	0.563	0.145	0.125	0.260	0.245	0.156	0.125	0.031	0.031
5/16	0.3125	0.324	0.298	0.719	0.688	0.176	0.156	0.324	0.307	0.187	0.156	0.031	0.031
3/8	0.3750	0.388	0.360	0.844	0.782	0.208	0.188	0.388	0.368	0.219	0.188	0.047	0.031
7/16	0.4375	0.452	0.421	0.969	0.907	0.239	0.219	0.452	0.431	0.250	0.219	0.047	0.031
1/2	0.5000	0.515	0.483	1.094	1.032	0.270	0.250	0.515	0.492	0.281	0.250	0.047	0.031
5/8	0.6250	0.642	0.605	1.344	1.219	0.344	0.313	0.642	0.616	0.344	0.313	0.078	0.062
3/4	0.7500	0.768	0.729	1.594	1.469	0.406	0.375	0.768	0.741	0.406	0.375	0.078	0.062
7/8	0.8750	0.895	0.852	1.844	1.719	0.459	0.438	0.895	0.865	0.469	0.438	0.094	0.062
1	1.0000	1.022	0.976	2.094	1.969	0.531	0.500	1.022	0.990	0.531	0.500	0.094	0.062

Specification Requirements:

- Dimensions: ASME B18.5.
- Material & Mechanical Properties: Grade A per ASTM A307
- Thread requirements: ANSI B1.1, UNC Class 2A.
- Head Marking: Manufacturer ID and "307A"
- Coating: Light protective oil
- Material Test Reports (If applicable): The MTR must have documented lot traceability, including full chemical and mechanical figures, to the specification(s) above.

Fastenal Product Standard: FNL.CB.GRA.Z

Carriage Bolts, Grade A, Zinc Plated

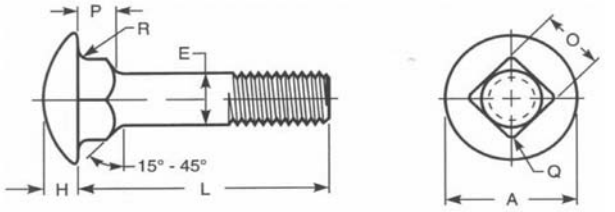

Nominal Size or Basic Bolt Diameter		E Body Diameter Max	E Body Diameter Min	A Head Diameter Max	A Head Diameter Min	H Head Height Max	H Head Height Min	O Square Width Max	O Square Width Min	P Square Depth Max	P Square Depth Min	Q Corner Radius on Square Max	R Fillet Radius Max
No. 10	0.1900	0.199	0.182	0.469	0.436	0.114	0.094	0.199	0.185	0.125	0.094	0.031	0.031
1/4	0.2500	0.260	0.237	0.594	0.563	0.145	0.125	0.260	0.245	0.156	0.125	0.031	0.031
5/16	0.3125	0.324	0.298	0.719	0.688	0.176	0.156	0.324	0.307	0.187	0.156	0.031	0.031
3/8	0.3750	0.388	0.360	0.844	0.782	0.208	0.188	0.388	0.368	0.219	0.188	0.047	0.031
7/16	0.4375	0.452	0.421	0.969	0.907	0.239	0.219	0.452	0.431	0.250	0.219	0.047	0.031
1/2	0.5000	0.515	0.483	1.094	1.032	0.270	0.250	0.515	0.492	0.281	0.250	0.047	0.031
5/8	0.6250	0.642	0.605	1.344	1.219	0.344	0.313	0.642	0.616	0.344	0.313	0.078	0.062
3/4	0.7500	0.768	0.729	1.594	1.469	0.406	0.375	0.768	0.741	0.406	0.375	0.078	0.062
7/8	0.8750	0.895	0.852	1.844	1.719	0.459	0.438	0.895	0.865	0.469	0.438	0.094	0.062
1	1.0000	1.022	0.976	2.094	1.969	0.531	0.500	1.022	0.990	0.531	0.500	0.094	0.062

Specification Requirements:

- Dimensions: ASME B18.5.
- Material & Mechanical Properties: Grade A per ASTM A307
- Thread requirements: ANSI B1.1, UNC Class 2A. Ford Motor Specification WA-990 permissible AFTER COATING
- Head Marking: Manufacturer ID and "307A"
- Coating: Fe/Zn 3A per ASTM F1941
- Material Test Reports (If applicable): The MTR must have documented lot traceability, including full chemical and mechanical figures, to the specification(s) above.

Carriage Bolts, Step Bolts

Fastenal Product Standard: FNL.CB.GRA.HDG

Carriage Bolts, Grade A, Hot Dip Galvanized

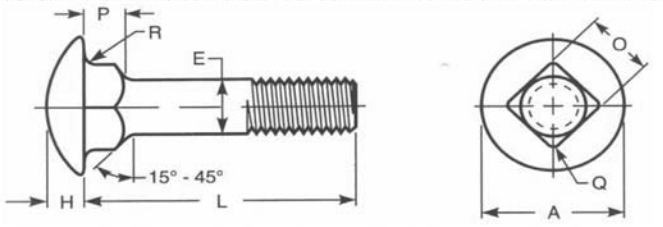

Nominal Size or Basic Bolt Diameter		E Body Diameter		A Head Diameter		H Head Height		O Square Width		P Square Depth		Q Corner Radius on Square	R Fillet Radius
		Max	Min	Max	Min	Max	Min	Max	Min	Max	Min	Max	Max
No. 10	0.1900	0.199	0.182	0.469	0.436	0.114	0.094	0.199	0.185	0.125	0.094	0.031	0.031
1/4	0.2500	0.260	0.237	0.594	0.563	0.145	0.125	0.260	0.245	0.156	0.125	0.031	0.031
5/16	0.3125	0.324	0.298	0.719	0.688	0.176	0.156	0.324	0.307	0.187	0.156	0.031	0.031
3/8	0.3750	0.388	0.360	0.844	0.782	0.208	0.188	0.388	0.368	0.219	0.188	0.047	0.031
7/16	0.4375	0.452	0.421	0.969	0.907	0.239	0.219	0.452	0.431	0.250	0.219	0.047	0.031
1/2	0.5000	0.515	0.483	1.094	1.032	0.270	0.250	0.515	0.492	0.281	0.250	0.047	0.031
5/8	0.6250	0.642	0.605	1.344	1.219	0.344	0.313	0.642	0.616	0.344	0.313	0.078	0.062
3/4	0.7500	0.768	0.729	1.594	1.469	0.406	0.375	0.768	0.741	0.406	0.375	0.078	0.062
7/8	0.8750	0.895	0.852	1.844	1.719	0.459	0.438	0.895	0.865	0.469	0.438	0.094	0.062
1	1.0000	1.022	0.976	2.094	1.969	0.531	0.500	1.022	0.990	0.531	0.500	0.094	0.062

Specification Requirements:

- Dimensions: ASME B18.5.
- Material & Mechanical Properties: Grade A per ASTM A307
- Thread requirements: ANSI B1.1, UNC Class 2A prior to coating
- Head Marking: Manufacturer ID and "307A"
- Coating: Galvanize per ASTM F2329 or ASTM A153
- Material Test Reports (If applicable): The MTR must have documented lot traceability, including full chemical and mechanical figures, to the specification(s) above.

Fastenal Product Standard: FNL.CB.GR5.P

Carriage Bolts, Grade 5, Plain:

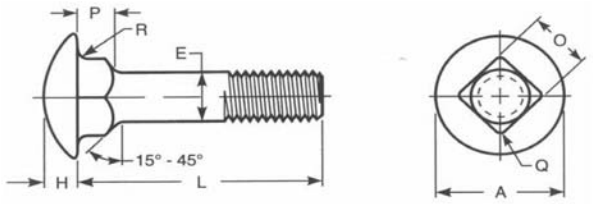

Nominal Size or Basic Bolt Diameter		E Body Diameter		A Head Diameter		H Head Height		O Square Width		P Square Depth		Q Corner Radius on Square	R Fillet Radius
		Max	Min	Max	Min	Max	Min	Max	Min	Max	Min	Max	Max
No. 10	0.1900	0.199	0.182	0.469	0.436	0.114	0.094	0.199	0.185	0.125	0.094	0.031	0.031
1/4	0.2500	0.260	0.237	0.594	0.563	0.145	0.125	0.260	0.245	0.156	0.125	0.031	0.031
5/16	0.3125	0.324	0.298	0.719	0.688	0.176	0.156	0.324	0.307	0.187	0.156	0.031	0.031
3/8	0.3750	0.388	0.360	0.844	0.782	0.208	0.188	0.388	0.368	0.219	0.188	0.047	0.031
7/16	0.4375	0.452	0.421	0.969	0.907	0.239	0.219	0.452	0.431	0.250	0.219	0.047	0.031
1/2	0.5000	0.515	0.483	1.094	1.032	0.270	0.250	0.515	0.492	0.281	0.250	0.047	0.031
5/8	0.6250	0.642	0.605	1.344	1.219	0.344	0.313	0.642	0.616	0.344	0.313	0.078	0.062
3/4	0.7500	0.768	0.729	1.594	1.469	0.406	0.375	0.768	0.741	0.406	0.375	0.078	0.062
7/8	0.8750	0.895	0.852	1.844	1.719	0.459	0.438	0.895	0.865	0.469	0.438	0.094	0.062
1	1.0000	1.022	0.976	2.094	1.969	0.531	0.500	1.022	0.990	0.531	0.500	0.094	0.062

Specification Requirements:

- Dimensions: ASME B18.5.
- Material & Mechanical Properties: Grade 5 per SAE J429
- Thread requirements: ANSI B1.1, UNC Class 2A.
- Head Marking: Manufacturer ID and 3 radial lines 120 degrees apart
- Coating: Light protective oil.
- Material Test Reports (If applicable): The MTR must have documented lot traceability, including full chemical and mechanical figures, to the specification(s) above.

Fastenal Product Standard: FNL.CB.GR5.Z

Carriage Bolts, Grade 5, Zinc Plated

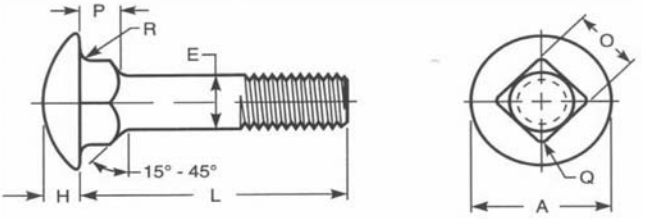

Nominal Size or Basic Bolt Diameter		E Body Diameter		A Head Diameter		H Head Height		O Square Width		P Square Depth		Q Corner Radius on Square	R Fillet Radius
		Max	Min	Max	Min	Max	Min	Max	Min	Max	Min	Max	Max
No. 10	0.1900	0.199	0.182	0.469	0.436	0.114	0.094	0.199	0.185	0.125	0.094	0.031	0.031
1/4	0.2500	0.260	0.237	0.594	0.563	0.145	0.125	0.260	0.245	0.156	0.125	0.031	0.031
5/16	0.3125	0.324	0.298	0.719	0.688	0.176	0.156	0.324	0.307	0.187	0.156	0.031	0.031
3/8	0.3750	0.388	0.360	0.844	0.782	0.208	0.188	0.388	0.368	0.219	0.188	0.047	0.031
7/16	0.4375	0.452	0.421	0.969	0.907	0.239	0.219	0.452	0.431	0.250	0.219	0.047	0.031
1/2	0.5000	0.515	0.483	1.094	1.032	0.270	0.250	0.515	0.492	0.281	0.250	0.047	0.031
5/8	0.6250	0.642	0.605	1.344	1.219	0.344	0.313	0.642	0.616	0.344	0.313	0.078	0.062
3/4	0.7500	0.768	0.729	1.594	1.469	0.406	0.375	0.768	0.741	0.406	0.375	0.078	0.062
7/8	0.8750	0.895	0.852	1.844	1.719	0.459	0.438	0.895	0.865	0.469	0.438	0.094	0.062
1	1.0000	1.022	0.976	2.094	1.969	0.531	0.500	1.022	0.990	0.531	0.500	0.094	0.062

Specification Requirements:

- Dimensions: ASME B18.5.
- Material & Mechanical Properties: Grade 5 per SAE J429
- Thread requirements: ANSI B1.1, UNC Class 2A. Ford Motor Specification WA-990 permissible AFTER COATING
- Head Marking: Manufacturer ID and 3 radial lines 120 degrees apart
- Coating: Fe/Zn 3A per ASTM F1941
- Material Test Reports (If applicable): The MTR must have documented lot traceability, including full chemical and mechanical figures, to the specification(s) above.

Fastenal Product Standard: FNL.STPB.P

Step Bolts, Plain

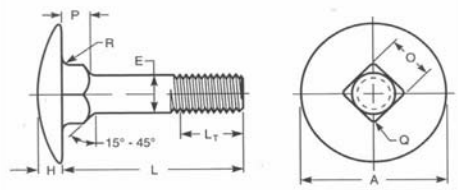

Nominal Size or Basic Bolt Diameter		E Body Diameter		A Head Diameter		H Head Height		O Square Width		P Square Depth		Q Corner Radius on Square	R Fillet Radius
		Max	Min	Max	Min	Max	Min	Max	Min	Max	Min	Max	Max
No. 10	0.1900	0.199	0.182	0.656	0.625	0.114	0.094	0.199	0.185	0.125	0.094	0.031	0.031
1/4	0.2500	0.260	0.237	0.844	0.813	0.145	0.125	0.260	0.245	0.156	0.125	0.031	0.031
5/16	0.3125	0.324	0.298	1.031	1.000	0.176	0.156	0.324	0.307	0.187	0.156	0.031	0.031
3/8	0.3750	0.388	0.360	1.219	1.188	0.208	0.188	0.388	0.368	0.219	0.188	0.047	0.031
7/16	0.4375	0.452	0.421	1.406	1.375	0.239	0.219	0.452	0.431	0.250	0.219	0.047	0.031
1/2	0.5000	0.515	0.483	1.594	1.563	0.270	0.250	0.515	0.492	0.281	0.250	0.047	0.031

Specification Requirements:

- Dimensions: ASME B18.5.
- Material: Carbon Steel per ASTM A307 Grade A
- Mechanical Properties: 90% of ASTM A307 Grade A as stated in ASME B18.5.
- Thread requirements: ANSI B1.1, UNC Class 2A.
- Coating: Light protective oil.
- Head Marking: Manufacturer ID
- Material Test Reports (If applicable): The MTR must have documented lot traceability, including full Chemical and mechanical figures, to the specification(s) above.

FASTENER STANDARDS

Shaker Bolts, Plow Bolts

Fastenal Product Standard: FNL.SHAKERS.GR5.P

Shaker Screen Bolts, Grade 5, Plain

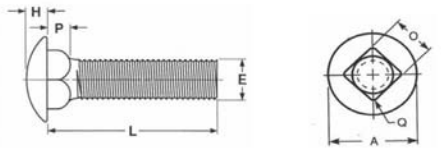

Nominal Size or Basic Bolt Diameter		E Body Diameter Max	E Body Diameter Min	A Head Diameter Max	A Head Diameter Min	H Head Height Max	H Head Height Min	O Square Width Max	O Square Width Min	P Square Depth Max	P Square Depth Min	Q Corner Radius on Square Max	R Fillet Radius Max
No. 10	0.1900	0.199	0.182	0.469	0.436	0.114	0.094	0.199	0.185	0.125	0.094	0.031	0.031
1/4	0.2500	0.260	0.237	0.594	0.563	0.145	0.125	0.260	0.245	0.156	0.125	0.031	0.031
5/16	0.3125	0.324	0.298	0.719	0.688	0.176	0.156	0.324	0.307	0.187	0.156	0.031	0.031
3/8	0.3750	0.388	0.360	0.844	0.782	0.208	0.188	0.388	0.368	0.219	0.188	0.047	0.031
7/16	0.4375	0.452	0.421	0.969	0.907	0.239	0.219	0.452	0.431	0.250	0.219	0.047	0.031
1/2	0.5000	0.515	0.483	1.094	1.032	0.270	0.250	0.515	0.492	0.281	0.250	0.047	0.031
5/8	0.6250	0.642	0.605	1.344	1.219	0.344	0.313	0.642	0.616	0.344	0.313	0.078	0.062
3/4	0.7500	0.768	0.729	1.594	1.469	0.406	0.375	0.768	0.741	0.406	0.375	0.078	0.062
7/8	0.8750	0.895	0.852	1.844	1.719	0.459	0.438	0.895	0.865	0.469	0.438	0.094	0.062
1	1.0000	1.022	0.976	2.094	1.969	0.531	0.500	1.022	0.990	0.531	0.500	0.094	0.062

Specification Requirements:

- Dimensions: ASME B18.5.
- Material & Mechanical Properties: Grade 5 per SAE J429
- Thread requirements: ANSI B1.1, UNC Class 2A.
- Head Marking: Must have 3 radial lines 120 degrees apart
- Coating: Light protective oil.
- Material Test Reports: (If applicable) The MTR must have documented lot traceability, including full chemical and mechanical figures, to the specification(s) above.

Fastenal Product Standard: FNL.SHAKERS.GR5.Z

Shaker Screen Bolts, Grade 5, Zinc Plated

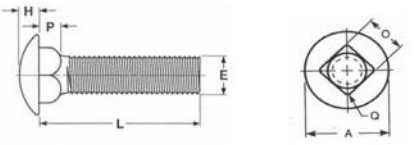

Nominal Size or Basic Bolt Diameter		E Body Diameter Max	E Body Diameter Min	A Head Diameter Max	A Head Diameter Min	H Head Height Max	H Head Height Min	O Square Width Max	O Square Width Min	P Square Depth Max	P Square Depth Min	Q Corner Radius on Square Max	R Fillet Radius Max
No. 10	0.1900	0.199	0.182	0.469	0.436	0.114	0.094	0.199	0.185	0.125	0.094	0.031	0.031
1/4	0.2500	0.260	0.237	0.594	0.563	0.145	0.125	0.260	0.245	0.156	0.125	0.031	0.031
5/16	0.3125	0.324	0.298	0.719	0.688	0.176	0.156	0.324	0.307	0.187	0.156	0.031	0.031
3/8	0.3750	0.388	0.360	0.844	0.782	0.208	0.188	0.388	0.368	0.219	0.188	0.047	0.031
7/16	0.4375	0.452	0.421	0.969	0.907	0.239	0.219	0.452	0.431	0.250	0.219	0.047	0.031
1/2	0.5000	0.515	0.483	1.094	1.032	0.270	0.250	0.515	0.492	0.281	0.250	0.047	0.031
5/8	0.6250	0.642	0.605	1.344	1.219	0.344	0.313	0.642	0.616	0.344	0.313	0.078	0.062
3/4	0.7500	0.768	0.729	1.594	1.469	0.406	0.375	0.768	0.741	0.406	0.375	0.078	0.062
7/8	0.8750	0.895	0.852	1.844	1.719	0.459	0.438	0.895	0.865	0.469	0.438	0.094	0.062
1	1.0000	1.022	0.976	2.094	1.969	0.531	0.500	1.022	0.990	0.531	0.500	0.094	0.062

Specification Requirements:

- Dimensions: ASME B18.5.
- Material & Mechanical Properties: Grade 5 per SAE J429
- Thread requirements: ANSI B1.1, UNC Class 2A.
- Head Marking: Must have 3 radial lines 120 degrees apart
- Coating: Fe/Zn 3A per ASTM F1941.
- Material Test Reports: (If applicable) The MTR must have documented lot traceability, including full chemical and mechanical figures, to the specification(s) above.

Fastenal Product Standard: FNL.PB.7FH.GR8.P

Plow Bolts, #7 Flat Head, Grade 8, Plain

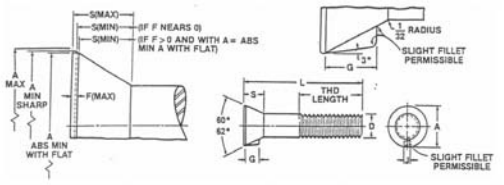

Nominal Diameter of Bolt	A Diameter of Head Max.	A Diameter of Head Min. Sharp	A Diameter of Head Abs. Min with Flat	F Feed Thickness Max.	S Head Height Max.	S Head Height Min.	J Width of Key Max.	J Width of Key Min.	G Key Length Min.	G Key Length Max.
Regular										
5/16	.592	.578	.563	.025	.233	.208	.156	.151	.185	.200
3/8	.661	.640	.625	.031	.239	.208	.156	.151	.187	.202
7/16	.776	.749	.734	.036	.282	.246	.156	.151	.227	.242
1/2	.892	.859	.844	.042	.328	.286	.156	.151	.267	.282
9/16	1.021	.984	.969	.045	.383	.338	.156	.151	.321	.336
5/8	1.121	1.078	1.063	.050	.414	.364	.156	.151	.348	.363
3/4	1.277	1.234	1.219	.050	.440	.390	.156	.151	.375	.390
Repair										
5/16	.554	.546	.531	.020	.201	.181	.156	.151	.158	.173
3/8	.623	.609	.594	.025	.207	.182	.156	.151	.158	.173
7/16	.738	.718	.703	.030	.250	.220	.156	.151	.199	.214
1/2	.853	.828	.813	.035	.295	.260	.156	.151	.239	.254
9/16	.984	.953	.938	.040	.352	.312	.156	.151	.293	.308
5/8	1.077	1.046	1.031	.040	.378	.338	.156	.151	.321	.336
3/4	1.234	1.203	1.188	.040	.404	.364	.156	.151	.347	.362

Specification Requirements:

- Dimensions: ASME B18.9.
- Material& Mechanical Properties: SAE J-429 Grade 8.
- Coating: Light protective oil.
- Thread requirements: ANSI B1.1, UNC or UNRC Class 2A.
- Head Marking: Manufacturer ID and 6 radial lines 60° apart.
- Material Test Reports: (If applicable) The MTR must have documented lot traceability, including full Chemical and mechanical figures, to the specification(s) above.

Fastenal Product Standard: FNL.PB.3FH.GR5.Z

Plow Bolt, #3 Flat Head, Grade 5, Zinc Plated

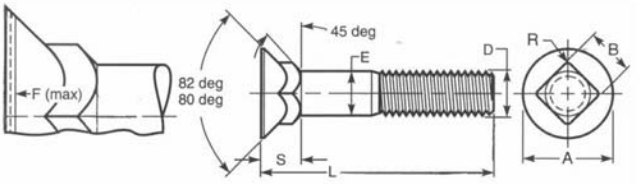

Nominal or Basic Bolt Diameter		D Diameter of Full-Size Body Max	D Diameter of Full-Size Body Min	A Diameter of Head Max	A Diameter of Head Min Sharp	A Diameter of Head Abs Min With Flat	F Feed Thickness Max	S Depth of Square and Head Max	S Depth of Square and Head Min	B Width of Square Max	B Width of Square Min Basic	R Radius on Corners of Square Max
REGULAR HEAD												
5/16	0.3125	0.312	0.299	0.606	0.578	0.563	0.025	0.269	0.243	0.325	0.313	0.031
3/8	0.3750	0.375	0.360	0.708	0.671	0.656	0.031	0.312	0.281	0.387	0.375	0.047
7/16	0.4375	0.438	0.421	0.826	0.781	0.766	0.036	0.364	0.328	0.450	0.438	0.047
1/2	0.5000	0.500	0.483	0.945	0.890	0.875	0.042	0.417	0.375	0.515	0.500	0.047
9/16	0.5625	0.592	0.544	1.045	1.000	0.969	0.045	0.461	0.416	0.578	0.563	0.078
5/8	0.6250	0.657	0.606	1.147	1.094	1.063	0.050	0.506	0.456	0.640	0.625	0.078
3/4	0.7500	0.782	0.729	1.303	1.250	1.219	0.050	0.541	0.491	0.765	0.750	0.078
7/8	0.8750	0.938	0.853	1.512	1.469	1.406	0.063	0.626	0.563	0.906	0.875	0.094
1	1.0000	1.062	0.976	1.700	1.656	1.594	0.063	0.690	0.627	1.031	1.000	0.094

Specification Requirements:

- Dimensions: ASME B18.9.
- Material&
- Mechanical Properties: SAE J-429 Grade 5.
- Coating: Fe/Zn 3A per ASTM F1941.
- Thread requirements: ANSI B1.1, UNC or UNRC Class 2A.
- Head Marking: Manufacturer ID and three radial lines 120° apart.
- Material Test Reports: (If applicable) The MTR must have documented lot traceability, including full Chemical and mechanical figures, to the specification(s) above.

Plow Bolts, Elevator Bolts, Square Head Bolts

Fastenal Product Standard: FNL.PB.3DH.GR8.P

Plow Bolts, #3 Dome Head, Grade 8, Plain

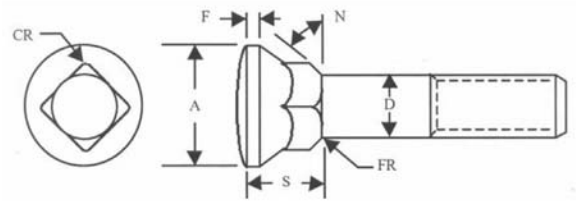

Size	A		D		F		S		FR		CR		N
	Head Diameter		Body Diameter		Feed Thickness		Depth of Square		Fillet Radius		Corner Radius		Trans. Angle
	Max.	Min.	Max.	Min.	Max.	Min.	Max.	Min.	Max.	Min.	Max.	Min.	Nom.
5/8-11	1.044	1.013	.625	.611	.120	.050	.516	.466	.062	.015	.094	.030	30 degrees
3/4-10	1.200	1.169	.750	.735	.160	.090	.581	.541	.125	.031	.109	.030	30 degreee
7/8-9	1.409	1.369	.875	.859	.170	.100	.663	.613	.125	.031	.125	.050	30 degrees
1-8	1.597	1.557	1.00	.983	.170	.100	.737	.677	.125	.031	.141	.050	30 degrees
1 1/8-7	1.910	1.790	1.125	1.098	.160	.120	.810	.765	.125	.031	.156	.062	30 degrees
1 1/4-7	2.087	1.969	1.250	1.223	.180	.140	.945	.892	.177	.062	.172	.062	30 degrees

Specification Requirements:

- Dimensions: See Dimensions above.
- Material& Mechanical Properties: SAE J-429 Grade 8.
- Coating: Light protective oil.
- Thread requirements: ANSI B1.1, UNC or UNRC Class 2A.
- Head Marking: Manufacturer ID and three radial lines 60° apart.
- Material Test Reports: (If applicable) The MTR must have documented lot traceability, including full Chemical and mechanical figures, to the specification(s) above.

Fastenal Product Standard: FNL.EB.P

Flat Countersunk Head Elevator Bolts, Plain

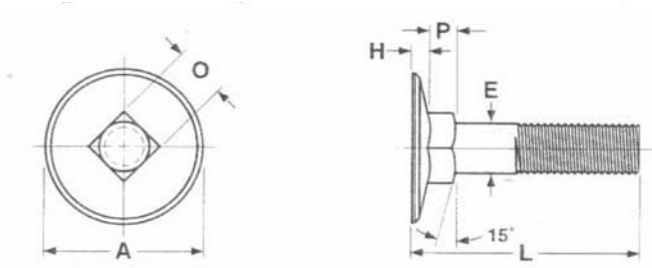

Nominal Size		E		A			H		O		P	
		Body Dia.		Head Dia.			Head Height		Square Width		Square Depth	
		Max	Min	Max Edge Sharp	Min Edge Sharp	Min Edge Flat	Max	Min	Max	Min	Max	Min
No. 10	0.1900	0.199	0.182	0.790	0.750	0.740	0.082	0.062	0.210	0.185	0.125	0.094
1/4	0.2500	0.260	0.237	1.008	0.969	0.938	0.098	0.078	0.280	0.245	0.219	0.188
5/16	0.3125	0.324	0.298	1.227	1.188	1.157	0.114	0.094	0.342	0.307	0.250	0.219
3/8	0.3750	0.388	0.360	1.352	1.312	1.272	0.145	0.125	0.405	0.368	0.250	0.219
7/16	0.4375	0.452	0.421	1.477	1.438	1.397	0.176	0.156	0.468	0.431	0.281	0.250
1/2	0.5000	0.515	0.483	1.602	1.562	1.522	0.176	0.156	0.530	0.492	0.281	0.250

Specification Requirements:

- Dimensions: ASME B18.5.
- Material & Mechanical Properties: Low Carbon Steel.
- Thread requirements: ANSI B1.1, UNC Class 2A.
- Finish: Light protective oil.
- Material Test Reports: (If applicable) The MTR must have documented lot traceability, including full chemical and mechanical figures, to the specification(s) above.

Fastenal Product Standard: FNL.EB.Z

Flat Countersunk Head Elevator Bolts, Zinc Plated

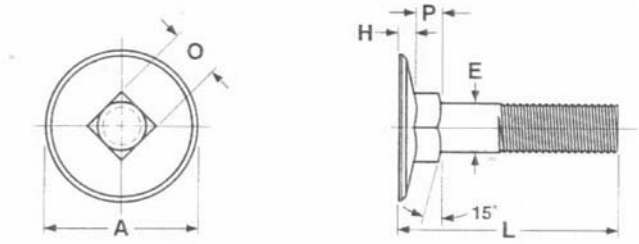

Nominal Size		E		A			H		O		P	
		Body Dia.		Head Dia.			Head Height		Square Width		Square Depth	
		Max	Min	Max Edge Sharp	Min Edge Sharp	Min Edge Flat	Max	Min	Max	Min	Max	Min
No. 10	0.1900	0.199	0.182	0.790	0.750	0.740	0.082	0.062	0.210	0.185	0.125	0.094
1/4	0.2500	0.260	0.237	1.008	0.969	0.938	0.098	0.078	0.280	0.245	0.219	0.188
5/16	0.3125	0.324	0.298	1.227	1.188	1.157	0.114	0.094	0.342	0.307	0.250	0.219
3/8	0.3750	0.388	0.360	1.352	1.312	1.272	0.145	0.125	0.405	0.368	0.250	0.219
7/16	0.4375	0.452	0.421	1.477	1.438	1.397	0.176	0.156	0.468	0.431	0.281	0.250
1/2	0.5000	0.515	0.483	1.602	1.562	1.522	0.176	0.156	0.530	0.492	0.281	0.250

Specification Requirements:

- Dimensions: ASME B18.5.
- Material & Mechanical Properties: Low Carbon Steel.
- Thread requirements: ANSI B1.1, UNC Class 2A.
- Coating: Fe/Zn 3A per ASTM F1941.
- Material Test Reports: (If applicable) The MTR must have documented lot traceability, including full chemical and mechanical figures, to the specification(s) above.

Fastenal Product Standard: FNL.SQHD.P

Square Head Bolts, Plain Finish

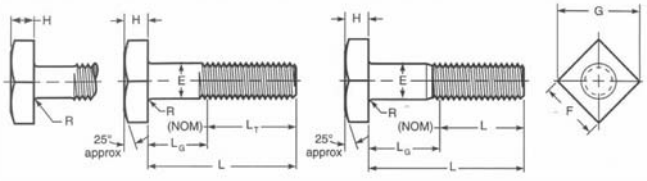

Nominal Size or Basic Product Diameter		E		F			G		H			R		L_T	
		Full-Size Body Diameter		Width Across Flats			Width Across Corners		Head Height			Radius of Fillet		Thread Length for Bolt Lengths	
														6 in. and Shorter	Over 6 in.
		Max	Min	Basic	Max	Min	Max	Min	Basic	Max	Min	Max	Min	Nom	Nom
1/4	0.2500	0.260	0.237	3/8	0.375	0.362	0.530	0.498	11/64	0.188	0.156	0.03	0.01	0.750	1.000
5/16	0.3125	0.324	0.298	1/2	0.500	0.484	0.707	0.665	13/64	0.220	0.186	0.03	0.01	0.875	1.125
3/8	0.3750	0.388	0.360	9/16	0.562	0.544	0.795	0.747	1/4	0.268	0.232	0.03	0.01	1.000	1.250
7/16	0.4375	0.452	0.421	5/8	0.625	0.603	0.884	0.828	19/64	0.316	0.278	0.03	0.01	1.125	1.375
1/2	0.5000	0.515	0.482	3/4	0.750	0.725	1.061	0.995	21/64	0.348	0.308	0.03	0.01	1.250	1.500
5/8	0.6250	0.642	0.605	15/16	0.938	0.906	1.326	1.244	27/64	0.444	0.400	0.06	0.02	1.500	1.750
3/4	0.7500	0.768	0.729	1-1/8	1.125	1.088	1.591	1.494	1/2	0.524	0.476	0.06	0.02	1.750	2.000
7/8	0.8750	0.895	0.852	1-5/16	1.312	1.269	1.856	1.742	19/32	0.620	0.568	0.06	0.02	2.000	2.250
1	1.0000	1.022	0.976	1-1/2	1.500	1.450	2.121	1.991	21/32	0.684	0.628	0.09	0.03	2.250	2.500
1-1/8	1.1250	1.149	1.098	1-11/16	1.688	1.631	2.386	2.239	3/4	0.780	0.720	0.09	0.03	2.500	2.750
1-1/4	1.2500	1.277	1.223	1-7/8	1.875	1.812	2.652	2.489	27/32	0.876	0.812	0.09	0.03	2.750	3.000
1-3/8	1.3750	1.404	1.345	2-1/16	2.062	1.994	2.917	2.738	29/32	0.940	0.872	0.09	0.03	3.000	3.250
1-1/2	1.5000	1.531	1.470	2-1/4	2.250	2.175	3.182	2.986	1	1.036	0.964	0.09	0.03	3.250	3.500

Specification Requirements:

- Dimensions: ASME B18.2.1.
- Material & Mechanical Properties: ASTM A307, Grade A
- Thread requirements: ANSI B1.1, UNR or UNRF Class 2A.
- Coating: Light protective oil.
- Head marking: Manufacturer ID and "307A" Grade Mark.
- Material Test Reports: (If applicable) The MTR must have documented lot traceability, including full chemical and mechanical figures, to the specification(s) above.

FASTENER STANDARDS

U-Bolts

Fastenal Product Standard: FNL.UBOLT.Z

U-Bolts, Low Carbon, Zinc Plated

Diameter and Thread	C Inside Width	L Inside Length	T Thread Length	Tolerance
1/4-20	9/16	1 1/4	3/4	+/-.039
1/4-20	3/4	1 1/4	5/8	+/-.039
1/4-20	3/4	2 1/4	1 1/2	+/-.039
1/4-20	1	1 3/4	1	+/-.039
1/4-20	1 1/8	2	1	+/-.039
1/4-20	1	2 3/4	1 1/4	+/-.039
1/4-20	1 1/8	3 1/8	1 1/2	+/-.039
1/4-20	1 1/4	2 1/4	1 1/4	+/-.039
1/4-20	1 1/2	2 3/4	1 3/8	+/-.039
1/4-20	1 3/4	3	1 3/8	+/-.039
1/4-20	2	3 1/4	1 3/8	+/-.039
5/16-18	1	2 3/16	1 3/8	+/-.039
5/16-18	1 1/8	2 3/16	1	+/-.039
5/16-18	1 3/8	2 3/16	1	+/-.039
5/16-18	1 3/8	3 5/8	2	+/-.039
5/16-18	1 1/2	2 3/16	1	+/-.039
5/16-18	1 3/4	2 11/16	1 1/8	+/-.039
5/16-18	1 3/4	4 1/2	2	+/-.039
5/16-18	2	2 11/16	1	+/-.059
5/16-18	2	4 3/4	3	+/-.059
5/16-18	2 1/2	3 3/16	1	+/-.059
5/16-18	2 1/2	5 5/8	3	+/-.059
5/16-18	3	3 11/16	1	+/-.059
3/8-16	1	2 1/4	1 1/4	+/-.059
3/8-16	1 1/4	2 1/4	1 1/4	+/-.059
3/8-16	1 1/2	2 1/2	1 1/4	+/-.059
3/8-16	1 3/4	2 3/4	1 1/8	+/-.059
3/8-16	2	2 5/8	1 1/4	+/-.059
3/8-16	2 1/2	3 1/8	1 1/4	+/-.059
3/8-16	3	3 5/8	1 1/4	+/-.059
3/8-16	3	6 5/8	3	+/-.059
3/8-16	3 1/2	4 1/8	1 1/4	+/-.059
1/2-13	3	4 1/2	1 5/8	+/-.059
1/2-13	3 1/2	5	1 1/2	+/-.059
1/2-13	3 1/2	8 1/2	3	+/-.059
1/2-13	4	5 1/2	1 1/2	+/-.078
1/2-13	4 1/2	6	1 1/2	+/-.078
1/2-13	5 5/8	7 1/4	2	+/-.098
1/2-13	6 3/4	8 3/8	2	+/-.118
1/2-13	8 3/4	10 3/8	2	+/-.157
3/4-10	10 7/8	13 13/16	4	+/-.196
7/8-9	12 7/8	16 1/16	4 1/4	+/-.196
7/8-9	14 1/8	17 5/16	4 1/4	+/-.236
7/8-9	16 1/8	19 5/16	4 1/4	+/-.275
1-8	18 1/8	21 11/16	4 3/4	+/-.314

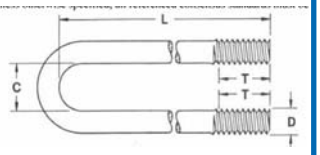

Specification Requirements:

- Standard: See Dimensions Above.
- Material: Low carbon Steel.
- Thread requirements: ANSI B1.1 UNC & UNF Class 1A.
- Coating: Fe/Zn 3A per ASTM F1941.
- Material Test Reports: (If applicable) The MTR must have documented lot traceability, including full chemical and mechanical figures, to the specification(s) above.

Fastenal Product Standard: FNL.UBOLT.HDG

U-Bolts, Low Carbon, Hot Dip Galvanized

Diameter and Thread	C Inside Width	L Inside Length	T Thread Length	Tolerance
1/4-20	9/16	1 1/4	3/4	+/-.039
1/4-20	3/4	1 1/4	5/8	+/-.039
1/4-20	3/4	2 1/4	1 1/2	+/-.039
1/4-20	1	1 3/4	1	+/-.039
1/4-20	1	2 3/4	1 1/4	+/-.039
1/4-20	1 1/8	2	1	+/-.039
1/4-20	1 1/8	3 1/8	1 1/2	+/-.039
1/4-20	1 1/4	2 1/4	1 1/4	+/-.039
1/4-20	1 1/2	2 3/4	1 3/8	+/-.039
1/4-20	1 3/4	3	1 3/8	+/-.039
1/4-20	2	3 1/4	1 3/8	+/-.039
5/16-18	1	2 3/16	1 3/8	+/-.039
5/16-18	1	2 3/16	1	+/-.039
5/16-18	1 1/8	2 3/16	1	+/-.039
5/16-18	1 3/8	2 3/16	1	+/-.039
5/16-18	1 3/8	3 5/8	2	+/-.039
5/16-18	1 1/2	2 3/16	1	+/-.039
5/16-18	1 3/4	2 11/16	1 1/8	+/-.039
5/16-18	1 3/4	4 1/2	2	+/-.039
5/16-18	2	2 11/16	1	+/-.059
5/16-18	2	4 3/4	3	+/-.059
5/16-18	2 1/2	3 3/16	1	+/-.059
5/16-18	2 1/2	5 5/8	3	+/-.059
5/16-18	3	3 11/16	1	+/-.059
3/8-16	1	2 1/4	1 1/4	+/-.059
3/8-16	1 1/4	2 1/4	1 1/4	+/-.059
3/8-16	1 1/2	2 1/2	1 1/4	+/-.059
3/8-16	1 3/4	2 3/4	1 1/8	+/-.059
3/8-16	2	2 5/8	1 1/4	+/-.059
3/8-16	2 1/2	3 1/8	1 1/4	+/-.059
3/8-16	3	3 5/8	1 1/4	+/-.059
3/8-16	3	6 5/8	3	+/-.059
3/8-16	3 1/2	4 1/8	1 1/4	+/-.059
1/2-13	3	4 1/2	1 5/8	+/-.059
1/2-13	3 1/2	5	1 1/2	+/-.059
1/2-13	3 1/2	8 1/2	3	+/-.059
1/2-13	4	5 1/2	1 1/2	+/-.078
1/2-13	4 1/2	6	1 1/2	+/-.078
1/2-13	5 5/8	7 1/4	2	+/-.098
1/2-13	6 3/4	8 3/8	2	+/-.118
1/2-13	8 3/4	10 3/8	2	+/-.157
3/4-10	10 7/8	13 13/16	4	+/-.196
7/8-9	12 7/8	16 1/16	4 1/4	+/-.196
7/8-9	14 1/8	17 5/16	4 1/4	+/-.236
7/8-9	16 1/8	19 5/16	4 1/4	+/-.275
1-8	18 1/8	21 11/16	4 3/4	+/-.314

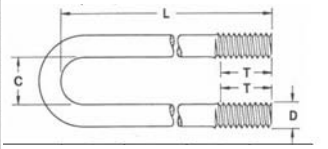

Specification Requirements:

- Standard: See Dimensions Above.
- Material: Carbon Steel.
- Thread requirements: ANSI B1.1 UNC & UNF Class 1A (before galvanizing)
- Coating: Hot dip galvanize per ASTM A153 or F2329.
- Material Test Reports: (If applicable) The MTR must have documented lot traceability, including full chemical and mechanical figures, to the specification(s) above.

Fastenal Product Standard: FNL.UBOLT.304

U-Bolts, 304 Stainless Steel

Diameter and Thread	C Inside Width	L Inside Length	T Thread Length	Tolerance
1/4-20	9/16	1 1/4	3/4	+/-.039
1/4-20	3/4	1 1/4	5/8	+/-.039
1/4-20	3/4	2 1/4	1 1/2	+/-.039
1/4-20	1	1 3/4	1	+/-.039
1/4-20	1	2 3/4	1 1/4	+/-.039
1/4-20	1 1/8	2	1	+/-.039
1/4-20	1 1/8	3 1/8	1 1/2	+/-.039
1/4-20	1 1/4	2 1/4	1 1/4	+/-.039
1/4-20	1 1/2	2 3/4	1 3/8	+/-.039
1/4-20	1 3/4	3	1 3/8	+/-.039
1/4-20	2	3 1/4	1 3/8	+/-.039
5/16-18	1	2 3/16	1 3/8	+/-.039
5/16-18	1 1/8	2 3/16	1	+/-.039
5/16-18	1 3/8	2 3/16	1	+/-.039
5/16-18	1 3/8	3 5/8	2	+/-.039
5/16-18	1 1/2	2 3/16	1	+/-.039
5/16-18	1 3/4	2 11/16	1 1/8	+/-.039
5/16-18	1 3/4	4 1/2	2	+/-.039
5/16-18	2	2 11/16	1	+/-.059
5/16-18	2	4 3/4	3	+/-.059
5/16-18	2 1/2	3 3/16	1	+/-.059
5/16-18	2 1/2	5 5/8	3	+/-.059
5/16-18	3	3 11/16	1	+/-.059
3/8-16	1	2 1/4	1 1/4	+/-.059
3/8-16	1 1/4	2 1/4	1 1/4	+/-.059
3/8-16	1 1/2	2 1/2	1 1/4	+/-.059
3/8-16	1 3/4	2 3/4	1 1/8	+/-.059
3/8-16	2	2 5/8	1 1/4	+/-.059
3/8-16	2 1/2	3 1/8	1 1/4	+/-.059
3/8-16	3	3 5/8	1 1/4	+/-.059
3/8-16	3	6 5/8	3	+/-.059
3/8-16	3 1/2	4 1/8	1 1/4	+/-.059
1/2-13	3	4 1/2	1 5/8	+/-.059
1/2-13	3 1/2	5	1 1/2	+/-.059
1/2-13	3 1/2	8 1/2	3	+/-.059
1/2-13	4	5 1/2	1 1/2	+/-.078
1/2-13	4 1/2	6	1 1/2	+/-.078
1/2-13	5 5/8	7 1/4	2	+/-.098
1/2-13	6 3/4	8 3/8	2	+/-.118
1/2-13	8 3/4	10 3/8	2	+/-.157
3/4-10	10 7/8	13 13/16	4	+/-.196
7/8-9	12 7/8	16 1/16	4 1/4	+/-.196
7/8-9	14 1/8	17 5/16	4 1/4	+/-.236
7/8-9	16 1/8	19 5/16	4 1/4	+/-.275
1-8	18 1/8	21 11/16	4 3/4	+/-.314

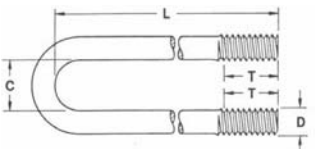

Specification Requirements:

- Standard: See Dimensions Above.
- Material: 304 stainless steel.
- Thread requirements: ANSI B1.1 UNC & UNF Class 1A.
- Coating: Cleaned or descaled in accordance with ASTM A380.
- Material Test Reports: (If applicable) The MTR must have documented lot traceability, including full chemical and mechanical figures, to the specification(s) above.

Fastenal Product Standard: FNL.UBOLT.316

U-Bolts, 316 Stainless Steel

Diameter and Thread	C Inside Width	L Inside Length	T Thread Length	Tolerance
1/4-20	9/16	1 1/4	3/4	+/-.039
1/4-20	3/4	1 1/4	5/8	+/-.039
1/4-20	3/4	2 1/4	1 1/2	+/-.039
1/4-20	1	1 3/4	1	+/-.039
1/4-20	1	2 3/4	1 1/4	+/-.039
1/4-20	1 1/8	2	1	+/-.039
1/4-20	1 1/8	3 1/8	1 1/2	+/-.039
1/4-20	1 1/4	2 1/4	1 1/4	+/-.039
1/4-20	1 1/2	2 3/4	1 3/8	+/-.039
1/4-20	1 3/4	3	1 3/8	+/-.039
1/4-20	2	3 1/4	1 3/8	+/-.039
5/16-18	1	2 3/16	1 3/8	+/-.039
5/16-18	1 1/8	2 3/16	1	+/-.039
5/16-18	1 3/8	2 3/16	1	+/-.039
5/16-18	1 3/8	3 5/8	2	+/-.039
5/16-18	1 1/2	2 3/16	1	+/-.039
5/16-18	1 3/4	2 11/16	1 1/8	+/-.039
5/16-18	1 3/4	4 1/2	2	+/-.039
5/16-18	2	2 11/16	1	+/-.059
5/16-18	2	3 1/2	1 1/2	+/-.059
5/16-18	2	4 3/4	3	+/-.059
5/16-18	2 1/2	3 3/16	1	+/-.059
5/16-18	2 1/2	5 5/8	3	+/-.059
5/16-18	3	3 11/16	1	+/-.059
3/8-16	1	2 1/4	1 1/4	+/-.059
3/8-16	1 1/4	2 1/4	1 1/4	+/-.059
3/8-16	1 1/2	2 1/2	1 1/4	+/-.059
3/8-16	1 3/4	2 3/4	1 1/8	+/-.059
3/8-16	2	2 5/8	1 1/4	+/-.059
3/8-16	2 1/2	3 1/8	1 1/4	+/-.059
3/8-16	3	3 5/8	1 1/4	+/-.059
3/8-16	3 1/4	5 1/4	1 1/2	+/-.059
3/8-16	3	6 5/8	3	+/-.059
3/8-16	3 1/2	4 1/8	1 1/4	+/-.059
3/8-16	3 5/8	5 3/8	1 3/4	+/-.059
1/2-13	3	4 1/2	1 5/8	+/-.059
1/2-13	3 1/2	5	1 1/2	+/-.059
1/2-13	3 1/2	8 1/2	3	+/-.059
1/2-13	4	5 1/2	1 1/2	+/-.078
1/2-13	4 1/2	6	1 1/2	+/-.078
1/2-13	5 5/8	7 1/4	2	+/-.098
1/2-13	5 3/4	7 5/8	3	+/-.118
1/2-13	6 3/4	8 3/8	2	+/-.118
1/2-13	8 3/4	10 3/8	2	+/-.157
3/4-10	10 7/8	13 13/16	4	+/-.196
7/8-9	12 7/8	16 1/16	4 1/4	+/-.196
7/8-9	14 1/8	17 5/16	4 1/4	+/-.236
7/8-9	16 1/8	19 5/16	4 1/4	+/-.275
1-8	18 1/8	21 11/16	4 3/4	+/-.314

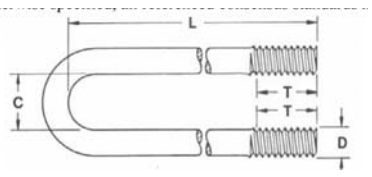

Specification Requirements:

- Standard: See Dimensions Above.
- Material: 316 stainless steel.
- Thread requirements: ANSI B1.1 UNC & UNF Class 1A.
- Coating: Cleaned or descaled in accordance with ASTM A380.
- Material Test Reports: (If applicable) The MTR must have documented lot traceability, including full chemical and mechanical figures, to the specification(s) above.

Eye Bolts, J-Bolts, Hex Lag Screws

Fastenal Product Standard: FNL.TEB.Z

Turned Eye Bolt, Zinc Plated

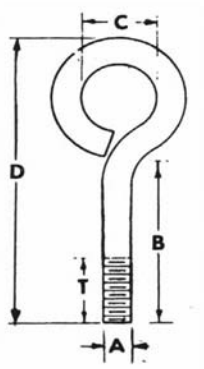

A Diameter	B Shank Length	C Inside Diameter	T Thread Length	D Overall Length +1/8"-0
	Ref.	Ref.	Ref.	
1/8-32	3/4	1/4	5/8	1 1/4
5/32-32	1 1/8	1/4	1	1 11/16
3/16-24	1	3/8	7/8	1 11/16
3/16-24	1 3/8	5/16	1 1/4	1 15/16
3/16-24	2	3/8	1	2 11/16
3/16-24	3	3/8	1 1/2	3 11/16
3/16-24	1 5/16	5/16	1 1/4	2
7/32-24	1 1/2	3/8	1 3/8	-
1/4-20	1	9/16	7/8	2
1/4-20	1 1/8	1/2	1	2 1/8
1/4-20	1 1/2	1/2	1 1/4	2 1/2
1/4-20	1 7/8	7/16	1 5/8	2 7/8
1/4-20	2	1/2	1 1/4	3
1/4-20	2 1/2	1/2	1 1/4	3 1/2
1/4-20	3	1/2	1 1/2	4
1/4-20	3 1/2	1/2	2	4 1/2
1/4-20	4	1/2	2 1/2	5
1/4-20	5	1/2	3	6
1/4-20	6	1/2	4	7
3/16-24	1 5/8	1/2	1 3/8	2 5/16
3/16-24	2 1/4	3/8	1 1/4	2 15/16
5/16-18	1	5/8	7/8	2 1/8
5/16-18	1 1/2	3/4	1 1/4	2 5/8
5/16-18	2	5/8	1 1/4	3 1/8
5/16-18	2 1/4	9/16	2	3 3/8
5/16-18	2 1/2	5/8	1 1/4	3 5/8
5/16-18	3	5/8	1 1/2	4 1/8
5/16-18	3 1/2	5/8	2	4 5/8
5/16-18	4	5/8	2 1/2	5 1/8
5/16-18	5	5/8	3	6 1/8
5/16-18	6	5/8	4	7 1/8
5/16-18	6 1/2	7/8	4	7 5/8
5/16-18	6 11/16	3/4	4	7 7/8
3/8-16	1	3/4	7/8	2 1/2
3/8-16	1 1/2	3/4	1 1/4	3
3/8-16	2	3/4	1 1/4	3 1/2
3/8-16	2 1/4	3/4	1 1/2	3 3/4
3/8-16	2 1/2	3/4	1 1/2	4
3/8-16	3	3/4	1 1/2	4 1/2
3/8-16	3 1/2	3/4	2	5
3/8-16	4 1/4	1	2 1/2	5 3/4
3/8-16	6 1/4	1	4	7 3/4
3/8-16	6 15/16	9/16	4	8 7/16
3/8-16	4	3/4	2 1/2	5 1/2
3/8-16	5	3/4	3	6 1/2
3/8-16	6	3/4	4	7 1/2
3/8-16	8	3/4	4	9 1/2
3/8-16	10	3/4	10	11 1/2
3/8-16	12	3/4	12	13 1/2
3/8-16	2 5/8	5/8	1 1/2	3 9/16
3/8-16	3 1/4	1	1 3/4	4 3/4
7/16-14	6	7/8	4	7 3/4
7/16-14	8	7/8	4	9 3/4
1/2-13	2	1	1 1/2	4
1/2-13	3	1	2	5
1/2-13	4	1	2 1/2	6
1/2-13	5	1	3	7
1/2-13	6	1	4	8
1/2-13	8	1	4	10

Specification Requirements:

- Dimensions: See Figures Above.
- Material: Low Carbon Steel.
- Thread requirements: ANSI B1.1 UNC & UNF Class 1A.
- Coating: Fe/Zn 3A per ASTM F1941.
- Material Test Reports: (If applicable) The MTR must have documented lot traceability, including full chemical and mechanical figures, to the specification(s) above.

Fastenal Product Standard: FNL.JB.Z

J- Bolts, Zinc Plated

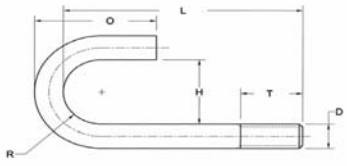

D Thread Diameter	T Thread Length	L Overall Length	O Outside Hook Length	H Inside Hook Diameter	R Radius
	+/-0.25"	+/-0.25"	+/-0.010"		+/-0.010"
3/16-24	1 1/4	1 7/8	.453	.3025/.3225	.156
7/32-32	1 5/16	2 1/8	.535	.3650/.3850	.187
1/4-20	1 1/2	2 5/16	.651	.4510/.4570	.218
5/16-18	2	3	.772	.5110/.5160	.250
3/8-16	2 1/4	3 3/4	.956	.6150/.6350	.312
3/8-16	2 1/4	5	.956	.6150/.6350	.312
3/8-16	2 1/4	7	.956	.6150/.6350	.312
1/2-13	3	5 1/2	1.445	.9900/1.010	.500

Specification Requirements:

- Dimensions: See Figures Above.
- Material: Carbon Steel
- Thread requirements: ANSI B1.1 UNC & UNF Class 1A.
- Coating: Fe/Zn 3A per ASTM F1941
- Material Test Reports: (If applicable) The MTR must have documented lot traceability, including full chemical and mechanical figures, to the specification(s) above.

Fastenal Product Standard: FNL.EBS.Z

Screw, Eye Bolt, Zinc Plated

A Diameter	C Eye Size	D Overall Length	T Thread Length
	+/-0.025"	+/-0.125	+/-0.125
1/16	1/4	7/8	5/16
1/8	1/4	1 3/16	9/16
1/8	3/8	1 5/16	9/16
1/8	3/8	1 7/16	1/2
1/8	1/2	1 3/8	1/2
3/16	1/4	1 3/8	5/8
3/16	3/8	1 9/16	5/8
3/16	1/2	1 3/16	3/4
3/16	1/2	1 5/8	5/8
3/16	9/16	1 7/8	3/4
1/4	1/2	2 1/16	7/8
1/4	1/2	3 11/16	2
1/4	1/2	4 7/8	2
1/4	9/16	5	2
5/16	5/8	3 7/8	2
5/16	5/8	5 13/16	2
5/16	3/4	2 5/8	1 1/8
5/16	13/16	2 3/4	1 1/4
3/8	1	4 1/2	2
3/8	3/4	4 3/8	2 1/2
3/8	3/4	7 5/16	2 1/2
3/8	1 1/8	3 3/4	1 1/2
1/2	1	5 1/4	2 3/4

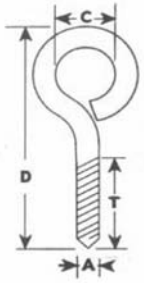

Specification Requirements:

- Dimensions: See Above
- Material: Low Carbon Steel
- Thread Requirements: Lag Screw Threads
- Coating: Fe/Zn 3A per ASTM F1941
- Material Test Reports: (If applicable) The MTR must have documented lot traceability, including full chemical and mechanical figures, to the specification(s) above.

Fastenal Product Standard: FNL.LAG.P

Hex Lag Screws, Plain:

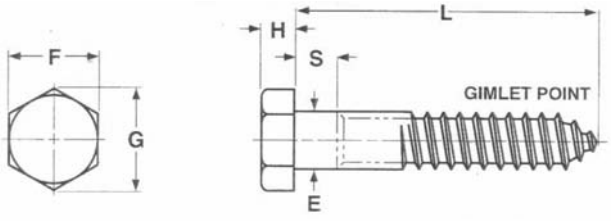

Diameter	E Body Diameter Max.	E Body Diameter Min.	F Width Across Flats Max.	F Width Across Flats Min.	G Width Across Corners Max.	G Width Across Corners Min.	H Height Max.	H Height Min.	S Shoulder Length Minimum
10	.199	.178	.281	.271	.323	.309	.140	.110	.094
1/4	.260	.237	.438	.425	.505	.484	.188	.150	.094
5/16	.324	.298	.500	.484	.577	.552	.235	.195	.125
3/8	.388	.360	.562	.544	.650	.620	.268	.226	.125
7/16	.452	.421	.625	.603	.722	.687	.316	.272	.156
1/2	.515	.482	.750	.725	.866	.862	.364	.302	.156
5/8	.642	.605	.938	.906	1.083	1.033	.444	.378	.312
3/4	.768	.729	1.125	1.088	1.299	1.240	.524	.455	.375
7/8	.895	.852	1.312	1.269	1.516	1.447	.604	.531	.375
1	1.022	.976	1.500	1.450	1.732	1.653	.700	.591	.625
1 1/8	1.149	1.098	1.688	1.631	1.949	1.859	.780	.658	.625
1 1/4	1.277	1.223	1.875	1.812	2.165	2.066	.876	.749	.625

Specification Requirements:

- Dimensions: ASME B18.2.1.
- Material: Low Carbon Steel.
- Coating: Light protective oil
- Thread requirements: The minimum thread length must be equal to one half the nominal Screw length plus ½", or 6 inch, whichever is shorter. Screws too short to conform to this formula must be threaded as close to the head as possible.
- Material Test Reports: (If applicable) Must be available and have documented lot traceability, including full chemical and mechanical figures, to the specification(s) above.

FASTENER STANDARDS

Hex Lag Screws, Socket Head Cap Screws

Fastenal Product Standard: FNL.LAG.Z

Hex Lag Screws, Zinc:

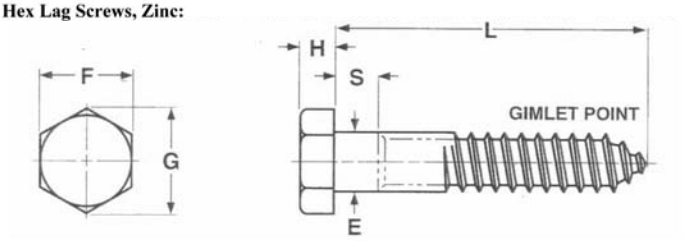

Diameter	E		F		G		H		S
	Body Diameter		Width Across Flats		Width Across Corners		Height		Shoulder Length
	Max.	Min.	Max.	Min.	Max.	Min.	Max.	Min.	Minimum
10	.199	.178	.281	.271	.323	.309	.140	.110	.094
1/4	.260	.237	.438	.425	.505	.484	.188	.150	.094
5/16	.324	.298	.500	.484	.577	.552	.235	.195	.125
3/8	.388	.360	.562	.544	.650	.620	.268	.226	.125
7/16	.452	.421	.625	.603	.722	.687	.316	.272	.156
1/2	.515	.482	.750	.725	.866	.862	.364	.302	.156
5/8	.642	.605	.938	.906	1.083	1.033	.444	.378	.312
3/4	.768	.729	1.125	1.088	1.299	1.240	.524	.455	.375
7/8	.895	.852	1.312	1.269	1.516	1.447	.604	.531	.375
1	1.022	.976	1.500	1.450	1.732	1.653	.700	.591	.625
1 1/8	1.149	1.098	1.688	1.631	1.949	1.859	.780	.658	.625
1 1/4	1.277	1.223	1.875	1.812	2.165	2.066	.876	.749	.625

Specification Requirements:

- Dimensions: ASME B18.2.1.
- Material: Low Carbon Steel.
- Coating: Fe/Zn 3A per ASTM F1941
- Thread requirements: The minimum thread length must be equal to one half the nominal Screw length plus ½", or 6 inch, whichever is shorter. Screws too short to conform to this formula must be threaded as close to the head as possible.
- Material Test Reports (If applicable): Must be available and have documented lot traceability, including full chemical and mechanical figures, to the specification(s) above.

Fastenal Product Standard: FNL.LAG.HDG

Hex Lag Screws, Hot Dipped Galvanized

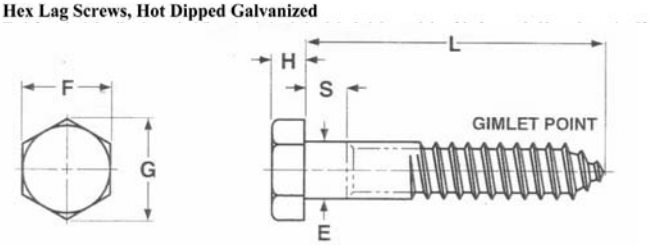

Diameter	E		F		G		H		S
	Body Diameter		Width Across Flats		Width Across Corners		Height		Shoulder Length
	Max.	Min.	Max.	Min.	Max.	Min.	Max.	Min.	Minimum
10	.199	.178	.281	.271	.323	.309	.140	.110	.094
1/4	.260	.237	.438	.425	.505	.484	.188	.150	.094
5/16	.324	.298	.500	.484	.577	.552	.235	.195	.125
3/8	.388	.360	.562	.544	.650	.620	.268	.226	.125
7/16	.452	.421	.625	.603	.722	.687	.316	.272	.156
1/2	.515	.482	.750	.725	.866	.862	.364	.302	.156
5/8	.642	.605	.938	.906	1.083	1.033	.444	.378	.312
3/4	.768	.729	1.125	1.088	1.299	1.240	.524	.455	.375
7/8	.895	.852	1.312	1.269	1.516	1.447	.604	.531	.375
1	1.022	.976	1.500	1.450	1.732	1.653	.700	.591	.625
1 1/8	1.149	1.098	1.688	1.631	1.949	1.859	.780	.658	.625
1 1/4	1.277	1.223	1.875	1.812	2.165	2.066	.876	.749	.625

Specification Requirements:

- Dimensions: ASME B18.2.1.
- Material: Low Carbon Steel.
- Coating: Hot Dip Zinc per ASTM F2329 or in accordance with Class C of ASTM A153.
- Thread requirements: The minimum thread length must be equal to one half the nominal Screw length plus ½", or 6 inch, whichever is shorter. Screws too short to conform to this formula must be threaded as close to the head as possible.
- Material Test Reports (If applicable): Must be available and have documented lot traceability, including full chemical and mechanical figures, to the specification(s) above.

Fastenal Product Standard: FNL.SHCS.ALLOY.BO

Socket Head Cap Screws, Alloy, Black Oxide:

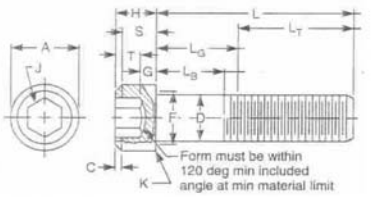

Size	D		A		H		J	T
	Body Diameter		Head Diameter		Head Height		Hex Socket	Key Engag.
	Max.	Min.	Max.	Min.	Max.	Min.	Nom.	Min.
0	.0600	.0568	.096	.091	.060	.057	.050	.025
1	.0730	.0695	.188	.112	.073	.070	.063	.031
2	.0860	.0822	.140	.134	.086	.083	.078	.038
3	.0990	.0949	.161	.154	.099	.095	.078	.044
4	.1120	.1075	.183	.176	.112	.108	.094	.051
5	.1250	.1202	.205	.198	.125	.121	.094	.057
6	.1380	.1329	.226	.218	.138	.134	.109	.064
8	.1640	.1585	.270	.262	.164	.159	.141	.077
10	.1900	.1840	.312	.303	.190	.185	.156	.090
12	.2160	.2127	.343	.337	.216	.211	.158	.103
1/4	.2500	.2435	.375	.365	.250	.244	.188	.120
5/16	.3125	.3053	.469	.457	.312	.306	.250	.151
3/8	.3750	.3678	.562	.550	.375	.368	.313	.182
7/16	.4375	.4294	.656	.642	.438	.430	.375	.213
1/2	.5000	.4919	.750	.735	.500	.492	.375	.245
5/8	.6250	.6163	.938	.921	.625	.616	.500	.307
3/4	.7500	.7406	1.125	1.107	.750	.740	.625	.370
7/8	.8750	.8647	1.312	1.293	.875	.864	.750	.432
1	1.000	.9886	1.500	1.479	1.000	.988	.750	.495
1 1/8	1.125	1.1086	1.688	1.665	1.125	1.111	.875	.557
1 1/4	1.250	1.2336	1.875	1.852	1.250	1.236	.875	.620
1 3/8	1.375	1.3568	2.062	2.038	1.375	1.360	1.000	.682
1 1/2	1.500	1.4818	2.250	2.224	1.500	1.485	1.000	.745
1 3/4	1.750	1.7295	2.625	2.597	1.750	1.734	1.250	.870
2	2.000	1.9870	3.000	2.970	2.000	1.983	1.500	.955

Specification Requirements:

- Dimensions: ASME B18.3
- Material & Mechanical Properties: ASTM A574
- Thread requirements: ANSI B1.1, Class 3A UNRC and UNRF (0.060" to 1" inclusive) Class 2A UNRC and UNRF (Over 1").
- Finish: Thermal or Chemical Black Oxide
- Material Test Reports: The MTR must have documented lot traceability, including full chemical and mechanical figures, to the specification(s) above.

Fastenal Product Standard: FNL.SHCS.ALLOY.Z

Socket Head Cap Screws, Alloy, Zinc Plated

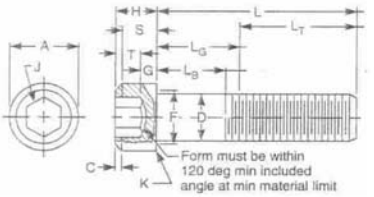

Size	D		A		H		J	T
	Body Diameter		Head Diameter		Head Height		Hex Socket	Key Engag.
	Max.	Min.	Max.	Min.	Max.	Min.	Nom.	Min.
0	.0600	.0568	.096	.091	.060	.057	.050	.025
1	.0730	.0695	.188	.112	.073	.070	.063	.031
2	.0860	.0822	.140	.134	.086	.083	.078	.038
3	.0990	.0949	.161	.154	.099	.095	.078	.044
4	.1120	.1075	.183	.176	.112	.108	.094	.051
5	.1250	.1202	.205	.198	.125	.121	.094	.057
6	.1380	.1329	.226	.218	.138	.134	.109	.064
8	.1640	.1585	.270	.262	.164	.159	.141	.077
10	.1900	.1840	.312	.303	.190	.185	.156	.090
12	.2160	.2127	.343	.337	.216	.211	.158	.103
1/4	.2500	.2435	.375	.365	.250	.244	.188	.120
5/16	.3125	.3053	.469	.457	.312	.306	.250	.151
3/8	.3750	.3678	.562	.550	.375	.368	.313	.182
7/16	.4375	.4294	.656	.642	.438	.430	.375	.213
1/2	.5000	.4919	.750	.735	.500	.492	.375	.245
5/8	.6250	.6163	.938	.921	.625	.616	.500	.307
3/4	.7500	.7406	1.125	1.107	.750	.740	.625	.370
7/8	.8750	.8647	1.312	1.293	.875	.864	.750	.432
1	1.000	.9886	1.500	1.479	1.000	.988	.750	.495
1 1/8	1.125	1.1086	1.688	1.665	1.125	1.111	.875	.557
1 1/4	1.250	1.2336	1.875	1.852	1.250	1.236	.875	.620
1 3/8	1.375	1.3568	2.062	2.038	1.375	1.360	1.000	.682
1 1/2	1.500	1.4818	2.250	2.224	1.500	1.485	1.000	.745
1 3/4	1.750	1.7295	2.625	2.597	1.750	1.734	1.250	.870
2	2.000	1.9870	3.000	2.970	2.000	1.983	1.500	.955

Specification Requirements:

- Dimensions: ASME B18.3
- Material & Mechanical Properties: ASTM A574
- Thread requirements: ANSI B1.1, Class 3A UNRC and UNRF (0.060" to 1" inclusive) Class 2A UNRC and UNRF (Over 1").
- Finish: Fe/Zn 3A per ASTM F1941
- Material Test Reports: The MTR must have documented lot traceability, including full Chemical and mechanical figures, to the specification(s) above.

Button Head Cap Screws

Fastenal Product Standard: FNL.BHSCS.ALLOY.BO

Socket Button Head Cap Screws, Alloy, Black Oxide

Nominal Size or Basic Screw Diameter		A Head Diameter Max	A Head Diameter Min	H Head Height Max	H Head Height Min	S Head Side Height Ref
0	0.0600	0.114	0.104	0.032	0.026	0.010
1	0.0730	0.139	0.129	0.039	0.033	0.010
2	0.0860	0.164	0.154	0.046	0.038	0.010
3	0.0990	0.188	0.176	0.052	0.044	0.010
4	0.1120	0.213	0.201	0.059	0.051	0.015
5	0.1250	0.238	0.226	0.066	0.058	0.015
6	0.1380	0.262	0.250	0.073	0.063	0.015
8	0.1640	0.312	0.298	0.087	0.077	0.015
10	0.1900	0.361	0.347	0.101	0.091	0.020
1/4	0.2500	0.437	0.419	0.132	0.122	0.031
5/16	0.3125	0.547	0.527	0.166	0.152	0.031
3/8	0.3750	0.656	0.636	0.199	0.185	0.031
1/2	0.5000	0.875	0.851	0.265	0.245	0.046
5/8	0.6250	1.000	0.970	0.331	0.311	0.062

J Hexagon Socket Size Nom		T Key Engagement Min	F Fillet Transition Diameter Max	F Fillet Transition Diameter Min	L Maximum Standard Length Nom
...	0.035	0.020	0.080	0.070	0.50
...	0.050	0.028	0.093	0.083	0.50
...	0.050	0.028	0.106	0.096	0.50
1/16	0.062	0.035	0.119	0.109	0.50
1/16	0.062	0.035	0.132	0.122	0.50
5/64	0.078	0.044	0.145	0.135	0.50
5/64	0.078	0.044	0.158	0.148	0.63
3/32	0.094	0.052	0.194	0.184	0.75
1/8	0.125	0.070	0.220	0.210	1.00
5/32	0.156	0.087	0.290	0.280	1.00
3/16	0.188	0.105	0.353	0.343	1.00
7/32	0.219	0.122	0.415	0.405	1.25
5/16	0.312	0.175	0.560	0.540	2.00
3/8	0.375	0.210	0.685	0.665	2.00

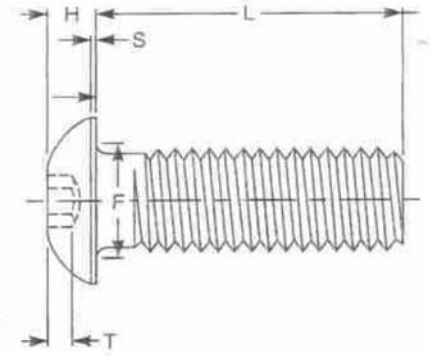

Specification Requirements:

- Dimensions: ASME B18.3
- Material & Mechanical: ASTM F835
- Hardness: ≤ ½" diameter is HRC 39 to 44.
  > ½" diameter is HRC 37 to 44.
- Thread requirements: ANSI B1.1, Class 3A UNRC and UNRF.
- Finish: Thermal or Chemical Black Oxide
- Material Test Reports: The MTR must have documented lot traceability, including full chemical and mechanical figures, to the specification(s) above.

Fastenal Product Standard: FNL.BHSCS.ALLOY.Z

Socket Button Head Cap Screws, Alloy, Zinc

Nominal Size or Basic Screw Diameter		A Head Diameter Max	A Head Diameter Min	H Head Height Max	H Head Height Min	S Head Side Height Ref
0	0.0600	0.114	0.104	0.032	0.026	0.010
1	0.0730	0.139	0.129	0.039	0.033	0.010
2	0.0860	0.164	0.154	0.046	0.038	0.010
3	0.0990	0.188	0.176	0.052	0.044	0.010
4	0.1120	0.213	0.201	0.059	0.051	0.015
5	0.1250	0.238	0.226	0.066	0.058	0.015
6	0.1380	0.262	0.250	0.073	0.063	0.015
8	0.1640	0.312	0.298	0.087	0.077	0.015
10	0.1900	0.361	0.347	0.101	0.091	0.020
1/4	0.2500	0.437	0.419	0.132	0.122	0.031
5/16	0.3125	0.547	0.527	0.166	0.152	0.031
3/8	0.3750	0.656	0.636	0.199	0.185	0.031
1/2	0.5000	0.875	0.851	0.265	0.245	0.046
5/8	0.6250	1.000	0.970	0.331	0.311	0.062

J Hexagon Socket Size Nom		T Key Engagement Min	F Fillet Transition Diameter Max	F Fillet Transition Diameter Min	L Maximum Standard Length Nom
...	0.035	0.020	0.080	0.070	0.50
...	0.050	0.028	0.093	0.083	0.50
...	0.050	0.028	0.106	0.096	0.50
1/16	0.062	0.035	0.119	0.109	0.50
1/16	0.062	0.035	0.132	0.122	0.50
5/64	0.078	0.044	0.145	0.135	0.50
5/64	0.078	0.044	0.158	0.148	0.63
3/32	0.094	0.052	0.194	0.184	0.75
1/8	0.125	0.070	0.220	0.210	1.00
5/32	0.156	0.087	0.290	0.280	1.00
3/16	0.188	0.105	0.353	0.343	1.00
7/32	0.219	0.122	0.415	0.405	1.25
5/16	0.312	0.175	0.560	0.540	2.00
3/8	0.375	0.210	0.685	0.665	2.00

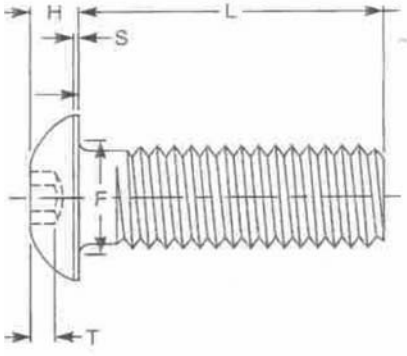

Specification Requirements:

- Dimensions: ASME B18.3
- Material & Mechanical Properties: ASTM F835
- Hardness: ≤ ½" diameter is HRC 39 to 44.
  > ½" diameter is HRC 37 to 44.
- Thread requirements: ANSI B1.1, Class 3A UNRC and UNRF.
- Finish: Fe/Zn 3A per ASTM F1941
- Material Test Reports: The MTR must have documented lot traceability, including full chemical and mechanical figures, to the specification(s) above.

FASTENER STANDARDS

Cap Screws, Socket Set Screws

Fastenal Product Standard: FNL.FHSCS.ALLOY.BO

Socket, Flat Head Cap Screws, Alloy, Black Oxide

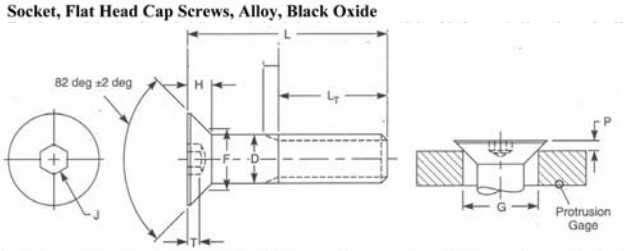

Nominal Size or Basic Screw Dia		D Body Dia Max	D Body Dia Min	A Head Dia Theo. Sharp Max	A Head Dia Abs. Min	H Head Height Ref	G Protrusion Gage Dia Max	G Protrusion Gage Dia Min	P Protrusion Max	P Protrusion Min	M Spline Socket Size	J Hexagon Socket Size Nominal		T Key Engagement Min	F Fillet Transition Dia Max
0	0.0600	0.0600	0.0568	0.138	0.117	0.044	0.078	0.077	0.036	0.026	0.048	...	0.035	0.025	0.072
1	0.0730	0.0730	0.0695	0.168	0.143	0.054	0.101	0.100	0.040	0.028	0.060	...	0.050	0.031	0.089
2	0.0860	0.0860	0.0822	0.197	0.168	0.064	0.124	0.123	0.043	0.031	0.060	...	0.050	0.038	0.106
3	0.0990	0.0990	0.0949	0.226	0.193	0.073	0.148	0.147	0.046	0.033	0.072	1/16	0.062	0.044	0.119
4	0.1120	0.1120	0.1075	0.255	0.218	0.083	0.172	0.171	0.049	0.036	0.072	1/16	0.062	0.055	0.136
5	0.1250	0.1250	0.1202	0.281	0.240	0.090	0.196	0.195	0.051	0.037	0.096	5/64	0.078	0.061	0.153
6	0.1380	0.1380	0.1329	0.307	0.263	0.097	0.220	0.219	0.052	0.037	0.096	5/64	0.078	0.066	0.168
8	0.1640	0.1640	0.1585	0.359	0.311	0.112	0.267	0.266	0.055	0.039	0.111	3/32	0.094	0.076	0.194
10	0.1900	0.1900	0.1840	0.411	0.359	0.127	0.313	0.312	0.058	0.041	0.145	1/8	0.125	0.087	0.220
1/4	0.2500	0.2500	0.2435	0.531	0.480	0.161	0.424	0.423	0.064	0.043	0.183	5/32	0.156	0.111	0.280
5/16	0.3125	0.3125	0.3053	0.656	0.600	0.198	0.539	0.538	0.070	0.047	0.216	3/16	0.188	0.135	0.343
3/8	0.3750	0.3750	0.3678	0.781	0.720	0.234	0.653	0.652	0.076	0.050	0.251	7/32	0.219	0.159	0.405
7/16	0.4375	0.4375	0.4294	0.844	0.781	0.234	0.690	0.689	0.092	0.063	0.291	1/4	0.250	0.159	0.468
1/2	0.5000	0.5000	0.4919	0.938	0.872	0.251	0.739	0.738	0.119	0.087	0.372	5/16	0.312	0.172	0.530
5/8	0.6250	0.6250	0.6163	1.188	1.112	0.324	0.962	0.961	0.135	0.096	0.454	3/8	0.375	0.220	0.655
3/4	0.7500	0.7500	0.7406	1.438	1.355	0.396	1.186	1.185	0.150	0.105	0.454	1/2	0.500	0.220	0.780
7/8	0.8750	0.8750	0.8647	1.688	1.604	0.468	1.411	1.410	0.165	0.118	...	9/16	0.562	0.248	0.905
1	1.0000	1.0000	0.9886	1.938	1.841	0.540	1.635	1.634	0.181	0.130	...	5/8	0.625	0.297	1.030
1-1/8	1.1250	1.1250	1.1086	2.188	2.079	0.611	1.859	1.858	0.196	0.140	...	3/4	0.750	0.325	1.187
1-1/4	1.2500	1.2500	1.2336	2.438	2.316	0.683	2.083	2.082	0.212	0.150	...	7/8	0.875	0.358	1.312
1-3/8	1.3750	1.3750	1.3568	2.688	2.553	0.755	2.306	2.305	0.228	0.162	...	7/8	0.875	0.402	1.437
1-1/2	1.5000	1.5000	1.4818	2.938	2.791	0.827	2.530	2.529	0.243	0.173	...	1	1.000	0.435	1.562

Specification Requirements:

- Dimensions: ASME B18.3
- Material & Mechanical Properties: ASTM F-835
- Hardness: ≤ ½" diameter is HRC 39 to 44. > ½" diameter is HRC 37 to 44.
- Thread requirements: ANSI B1.1, Class 3A UNRC and UNRF (0.060" to 1" inclusive) Class 2A UNRC and UNRF (Over 1").
- Finish: Thermal or Chemical Black Oxide
- Material Test Reports: The MTR must have documented lot traceability, including full chemical and mechanical figures, to the specification(s) above.

Fastenal Product Standard: FNL.LHSCS.BO

Low Head Socket Cap Screws, Alloy, Black Oxide

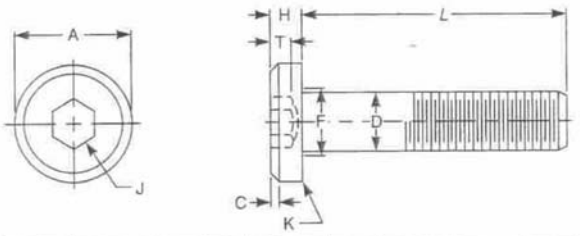

Nominal Size or Basic Screw Diameter		D Body Diameter Max	D Body Diameter Min	A Head Diameter Max	A Head Diameter Min	H Head Height Max	H Head Height Min	C Chamfer or Radius Max	J Hexagon Socket Size Nom		T Key Engagement Min	K Chamfer or Radius Max
4	0.1120	0.1120	0.1075	0.183	0.178	0.059	0.053	0.009		0.050	0.038	0.008
5	0.1250	0.1250	0.1202	0.205	0.200	0.065	0.059	0.012	1/16	0.062	0.044	0.008
6	0.1380	0.1380	0.1329	0.226	0.221	0.072	0.066	0.013	1/16	0.062	0.050	0.008
8	0.1640	0.1640	0.1585	0.270	0.265	0.085	0.079	0.014	5/64	0.078	0.060	0.008
10	0.1900	0.1900	0.1840	0.312	0.307	0.098	0.092	0.018	3/32	0.094	0.072	0.008
1/4	0.2500	0.2500	0.2435	0.375	0.369	0.127	0.121	0.025	1/8	0.125	0.094	0.010
5/16	0.3125	0.3125	0.3053	0.437	0.431	0.158	0.152	0.033	5/32	0.156	0.110	0.010
3/8	0.3750	0.3750	0.3678	0.562	0.556	0.192	0.182	0.040	3/16	0.188	0.115	0.010
7/16	0.4375	0.4375	0.4294	0.625	0.618	0.223	0.213	0.047	7/32	0.219	0.135	0.015
1/2	0.5000	0.5000	0.4919	0.750	0.743	0.254	0.244	0.055	1/4	0.250	0.151	0.015
5/8	0.6250	0.6250	0.6163	0.875	0.867	0.316	0.306	0.070	5/16	0.312	0.250	0.015

Specification Requirements:

- Standard: ASME B18.3
- Thread requirements: ANSI B1.1, Class 3A UNRC and UNRF (0.060" to 1" inclusive) Class 2A UNRC and UNRF (Over 1").
- Material: ASTM A574
- Mechanical Properties: ASTM F835
- Finish: Black Oxide (Thermal or Chemical).
- Material Test Reports: The MTR must have documented lot traceability, including full chemical and mechanical figures, to the specification(s) above.

Fastenal Product Standard: FNL.SSS.CP.BO

Socket Set Screws, Cup Point, Black Oxide

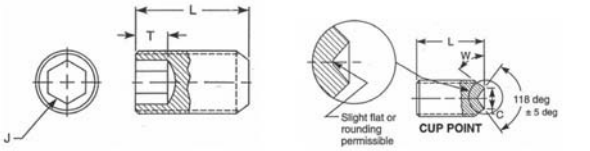

Size	J Hexagon Socket Size Max	J Hexagon Socket Size Min	T Key Engagement Min	C Point Diameter Max	C Point Diameter Min	B Shortest Optimum Nominal Length
0	.0285	.0280	.050	.033	.027	.13
1	.0285	.0280	.060	.040	.033	.13
2	.0355	.0350	.060	.047	.039	.13
3	.0510	.0500	.070	.054	.045	.19
4	.0510	.0500	.070	.061	.051	.19
5	.0635	.0625	.080	.067	.057	.19
6	.0635	.0625	.080	.074	.064	.19
8	.0791	.0781	.090	.087	.076	.19
10	.0952	.0937	.100	.102	.088	.19
1/4	.1270	.1250	.125	.132	.118	.25
5/16	.1587	.1562	.156	.172	.156	.31
3/8	.1900	.1875	.188	.212	.194	.38
7/16	.2217	.2187	.219	.252	.232	.44
1/2	.2530	.2500	.250	.291	.270	.50
5/8	.3160	.3125	.312	.371	.347	.63
3/4	.3790	.3750	.375	.450	.425	.75
7/8	.5050	.5000	.500	.530	.502	.88
1	.5680	.5625	.562	.609	.579	1.00
1 1/8	.5680	.5625	.562	.689	.655	1.25
1 1/4	.6310	.6250	.625	.767	.733	1.25
1 3/8	.6310	.6250	.625	.848	.808	1.50
1 1/2	.7570	.7500	.750	.926	.886	1.50
1 3/4	1.020	1.000	1.000	1.086	1.039	1.75
2	1.020	1.000	1.000	1.244	1.193	2.00

*W shall be 45° +5° -0° for screw lengths equal to or longer than the lengths listed in column B and 30° minimum for shorter screws.

Specification Requirements:

- Dimensions: ASME B18.3, Cup Point
- Material & Mechanical Properties: ASTM F912.
- Thread requirements: ANSI B1.1, Class 3A, UNC and UNF.
- Finish: Black Oxide (Thermal or Chemical)
- Material Test Reports: The MTR must have documented lot traceability, including full chemical and mechanical figures, to the specification(s) above.

Fastenal Product Standard: FNL.SSS.CP.Z

Socket Set Screws, Cup Point, Zinc Plated

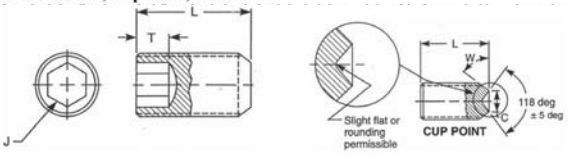

Size	J Hexagon Socket Size Max	J Hexagon Socket Size Min	T Key Engagement Min	C Point Diameter Max	C Point Diameter Min	B Shortest Optimum Nominal Length
0	.0285	.0280	.050	.033	.027	.13
1	.0285	.0280	.060	.040	.033	.13
2	.0355	.0350	.060	.047	.039	.13
3	.0510	.0500	.070	.054	.045	.19
4	.0510	.0500	.070	.061	.051	.19
5	.0635	.0625	.080	.067	.057	.19
6	.0635	.0625	.080	.074	.064	.19
8	.0791	.0781	.090	.087	.076	.19
10	.0952	.0937	.100	.102	.088	.19
1/4	.1270	.1250	.125	.132	.118	.25
5/16	.1587	.1562	.156	.172	.156	.31
3/8	.1900	.1875	.188	.212	.194	.38
7/16	.2217	.2187	.219	.252	.232	.44
1/2	.2530	.2500	.250	.291	.270	.50
5/8	.3160	.3125	.312	.371	.347	.63
3/4	.3790	.3750	.375	.450	.425	.75
7/8	.5050	.5000	.500	.530	.502	.88
1	.5680	.5625	.562	.609	.579	1.00
1 1/8	.5680	.5625	.562	.689	.655	1.25
1 1/4	.6310	.6250	.625	.767	.733	1.25
1 3/8	.6310	.6250	.625	.848	.808	1.50
1 1/2	.7570	.7500	.750	.926	.886	1.50
1 3/4	1.020	1.000	1.000	1.086	1.039	1.75
2	1.020	1.000	1.000	1.244	1.193	2.00

*W shall be 45° +5° -0° for screw lengths equal to or longer than the lengths listed in column B and 30° minimum for shorter screws.

Specification Requirements:

- Dimensions: ASME B18.3, Cup Point
- Material & Mechanical Properties: ASTM F912.
- Thread requirements: ANSI B1.1, Class 3A, UNC and UNF.
- Finish: Fe/Zn 3A per ASTM F1941
- Material Test Reports: The MTR must have documented lot traceability, including full chemical and mechanical figures, to the specification(s) above.

Socket Set Screws

Fastenal Product Standard: FNL.SSS.CP.KNL.BO

Socket Set Screws, Cup Point, Knurled, Black Oxide

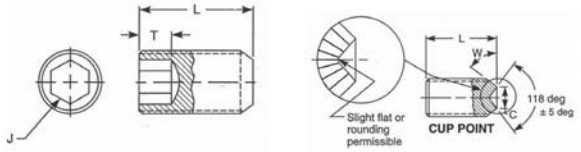

Size	J Hexagon Socket Size Max/Min		T Key Engagement Min.	C Point Diameter Max.	C Point Diameter Min.	B Shortest Optimum Nominal Length
0	.0285	.0280	.050	.033	.027	.13
1	.0285	.0280	.060	.040	.033	.13
2	.0355	.0350	.060	.047	.039	.13
3	.0510	.0500	.070	.054	.045	.19
4	.0510	.0500	.070	.061	.051	.19
5	.0635	.0625	.080	.067	.057	.19
6	.0635	.0625	.080	.074	.064	.19
8	.0791	.0781	.090	.087	.076	.19
10	.0952	.0937	.100	.102	.088	.19
1/4	.1270	.1250	.125	.132	.118	.25
5/16	.1587	.1562	.156	.172	.156	.31
3/8	.1900	.1875	.188	.212	.194	.38
7/16	.2217	.2187	.219	.252	.232	.44
1/2	.2530	.2500	.250	.291	.270	.50
5/8	.3160	.3125	.312	.371	.347	.63
3/4	.3790	.3750	.375	.450	.425	.75
7/8	.5050	.5000	.500	.530	.502	.88
1	.5680	.5625	.562	.609	.579	1.00
1 1/8	.5680	.5625	.562	.689	.655	1.25
1 1/4	.6310	.6250	.625	.767	.733	1.25
1 3/8	.6310	.6250	.625	.848	.808	1.50
1 1/2	.7570	.7500	.750	.926	.886	1.50
1 3/4	1.020	1.000	1.000	1.086	1.039	1.75
2	1.020	1.000	1.000	1.244	1.193	2.00

*W shall be 45° +5° -0° for screw lengths equal to or longer than the lengths listed in column B and 30° minimum for shorter screws.

Specification Requirements:

- Dimensions: ASME B18.3, Cup Point, Knurled.
- Material & Mechanical Properties: ASTM F912.
- Thread requirements: ANSI B1.1, Class 3A, UNC and UNF.
- Finish: Black Oxide (Thermal or Chemical)
- Material Test Reports: The MTR must have documented lot traceability, including full chemical and mechanical figures, to the specification(s) above.

Fastenal Product Standard: FNL.SSS.CNP.BO

Socket Set Screws, Cone Point, Black Oxide

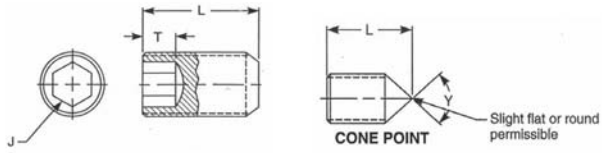

Size	J Hexagon Socket Size Max/Min		T Key Engagement Min.	B Shortest Optimum Nominal Length	Y Cone Point Angle 90° +/- 2° for these nominal lengths or longer; 118° +/- 2° for shorter nominal lengths
0	.0285	.0280	.050	.13	.09
1	.0285	.0280	.060	.19	.09
2	.0355	.0350	.060	.19	.13
3	.0510	.0500	.070	.19	.13
4	.0510	.0500	.070	.19	.19
5	.0635	.0625	.080	.19	.19
6	.0635	.0625	.080	.25	.19
8	.0791	.0781	.090	.25	.25
10	.0952	.0937	.100	.25	.25
1/4	.1270	.1250	.125	.31	.31
5/16	.1587	.1562	.156	.44	.38
3/8	.1900	.1875	.188	.44	.44
7/16	.2217	.2187	.219	.63	.50
1/2	.2530	.2500	.250	.63	.57
5/8	.3160	.3125	.312	.88	.75
3/4	.3790	.3750	.375	1.00	.88
7/8	.5050	.5000	.500	1.00	1.00
1	.5680	.5625	.562	1.25	1.13
1 1/8	.5680	.5625	.562	1.50	1.25
1 1/4	.6310	.6250	.625	1.50	1.50
1 3/8	.6310	.6250	.625	1.75	1.63
1 1/2	.7570	.7500	.750	2.00	1.75
1 3/4	1.020	1.000	1.000	2.25	2.00
2	1.020	1.000	1.000	2.50	2.25

Specification Requirements:

- Dimensions: ASME B18.3, Cone Point
- Material & Mechanical Properties: ASTM F912.
- Thread requirements: ANSI B1.1, Class 3A, UNC and UNF.
- Finish: Black Oxide (Thermal or Chemical)
- Material Test Reports: The MTR must have documented lot traceability, including full chemical and mechanical figures, to the specification(s) above.

Fastenal Product Standard: FNL.SSS.FD.BO

Socket Set Screws, Full Dog Point, Black Oxide

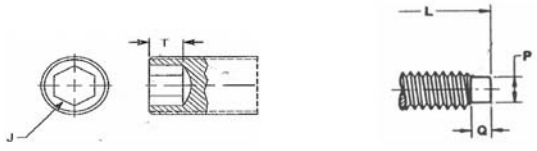

Nominal Size or Basic Screw Dia.		J Hex Socket Size Max/Min		T Key Eng. Min.	P Dog Point Diameter Max.	P Dog Point Diameter Min.	Q Dog Point Length Max.	Q Dog Point Length Min.
4	.112	.0510	.0500	.070	.075	.070	.060	.052
6	.138	.0635	.0625	.080	.092	.087	.076	.064
8	.164	.0791	.0781	.090	.109	.103	.086	.074
10	.190	.0952	.0937	.100	.127	.120	.095	.085
1/4	.250	.1270	.1250	.125	.156	.149	.130	.120
5/16	.313	.1587	.1562	.156	.203	.195	.161	.151
3/8	.375	.1900	.1875	.188	.250	.241	.193	.183
7/16	.438	.2217	.2187	.219	.297	.287	.224	.214
1/2	.500	.2530	.2500	.250	.344	.334	.255	.245
5/8	.625	.3160	.3125	.312	.469	.456	.321	.305
3/4	.750	.3790	.3750	.375	.562	.549	.383	.367
7/8	.875	.5050	.5000	.500	.656	.642	.446	.430
1	1.000	.5680	.5625	.562	.750	.734	.510	.490
1 1/8	1.125	.5680	.5625	.562	.844	.826	.572	.552
1 1/4	1.250	.6310	.6250	.625	.938	0.92	0.635	0.615

Specification Requirements:

- Dimensions: ASME B18.3, Full Dog Point.
- Material & Mechanical Properties: ASTM F912.
- Thread requirements: ANSI B1.1, Class 3A, UNC and UNF.
- Finish: Black Oxide (Thermal or Chemical)
- Material Test Reports: The MTR must have documented lot traceability, including full Chemical and mechanical figures, to the specification(s) above.

Fastenal Product Standard: FNL.SSS.HD.BO

Socket Set Screws, Half Dog Point, Black Oxide

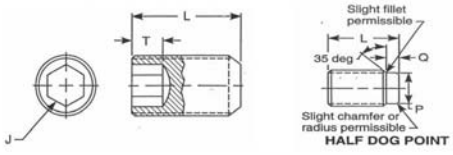

Size	J Hexagon Socket Size Max/Min		T Key Engagement Min.	P Half Dog Point Diameter Max.	P Half Dog Point Diameter Min.	Q Half Dog Point Length Max.	Q Half Dog Point Length Min.	B Shortest Optimum Nominal Length
0	.0285	.0280	.050	.040	.037	.017	.013	.13
1	.0285	.0280	.060	.049	.045	.021	.017	.13
2	.0355	.0350	.060	.057	.053	.024	.020	.19
3	.0510	.0500	.070	.066	.062	.027	.023	.19
4	.0510	.0500	.070	.075	.070	.030	.026	.19
5	.0635	.0625	.080	.083	.078	.033	.027	.19
6	.0635	.0625	.080	.092	.087	.038	.032	.19
8	.0791	.0781	.090	.109	.103	.043	.037	.25
10	.0952	.0937	.100	.127	.120	.049	.041	.25
1/4	.1270	.1250	.125	.156	.149	.067	.059	.31
5/16	.1587	.1562	.156	.203	.195	.082	.074	.38
3/8	.1900	.1875	.188	.250	.241	.099	.089	.44
7/16	.2217	.2187	.219	.297	.287	.114	.104	.50
1/2	.2530	.2500	.250	.344	.334	.130	.120	.63
5/8	.3160	.3125	.312	.469	.456	.164	.148	.88
3/4	.3790	.3750	.375	.562	.549	.196	.180	1.00
7/8	.5050	.5000	.500	.656	.642	.227	.211	1.00
1	.5680	.5625	.562	.750	.734	.260	.240	1.25
1 1/8	.5680	.5625	.562	.844	.826	.291	.271	1.25
1 1/4	.6310	.6250	.625	.938	.920	.323	.303	1.50
1 3/8	.6310	.6250	.625	.1031	1.011	.354	.334	1.50
1 1/2	.7570	.7500	.750	1.125	1.105	.385	.365	1.75
1 3/4	1.020	1.000	1.000	1.312	1.289	.448	.428	2.00
2	1.020	1.000	1.000	1.500	1.474	.510	.490	2.50

Specification Requirements:

- Dimensions: ASME B18.3, Half Dog Point.
- Material & Mechanical Properties: ASTM F912.
- Thread requirements: ANSI B1.1, Class 3A, UNC and UNF.
- Finish: Black Oxide (Thermal or Chemical)
- Material Test Reports: The MTR must have documented lot traceability, including full chemical and mechanical figures, to the specification(s) above.

Socket Set Screws, Square Head Set Screws

Fastenal Product Standard: FNL.SSS.FP.BO

Socket Set Screws, Flat Point, Black Oxide

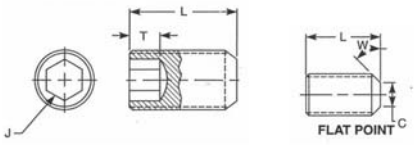

Size	J Hexagon Socket Size Max/Min		T Key Engagement Min.	C Point Diameter Max.	C Point Diameter Min.	B Shortest Optimum Nominal Length
0	.0285	.0280	.050	.033	.027	.13
1	.0285	.0280	.060	.040	.033	.13
2	.0355	.0350	.060	.047	.039	.13
3	.0510	.0500	.070	.054	.045	.19
4	.0510	.0500	.070	.061	.051	.19
5	.0635	.0625	.080	.067	.057	.19
6	.0635	.0625	.080	.074	.064	.19
8	.0791	.0781	.090	.087	.076	.19
10	.0952	.0937	.100	.102	.088	.19
1/4	.1270	.1250	.125	.132	.118	.25
5/16	.1587	.1562	.156	.172	.156	.31
3/8	.1900	.1875	.188	.212	.194	.38
7/16	.2217	.2187	.219	.252	.232	.44
1/2	.2530	.2500	.250	.291	.270	.50
5/8	.3160	.3125	.312	.371	.347	.63
3/4	.3790	.3750	.375	.450	.425	.75
7/8	.5050	.5000	.500	.530	.502	.88
1	.5680	.5625	.562	.609	.579	1.00
1 1/8	.5680	.5625	.562	.689	.655	1.25
1 1/4	.6310	.6250	.625	.767	.733	1.25
1 3/8	.6310	.6250	.625	.848	.808	1.50
1 1/2	.7570	.7500	.750	.926	.886	1.50
1 3/4	1.020	1.000	1.000	1.086	1.039	1.75
2	1.020	1.000	1.000	1.244	1.193	2.00

*W shall be 45° +5° -0° for screw lengths equal to or longer than the lengths listed in column B and 30° minimum for shorter screws.

Specification Requirements:

- Dimensions: ASME B18.3, Flat Point.
- Material & Mechanical Properties: ASTM F912.
- Thread requirements: ANSI B1.1, Class 3A, UNC and UNF.
- Finish: Black oxide (Thermal or Chemical)
- Material Test Reports: The MTR must have documented lot traceability, including full chemical and mechanical figures, to the specification(s) above.

Fastenal Product Standard: FNL.SQHSS.CP.P

Square Head Set Screws, Cup Point, Plain Finish

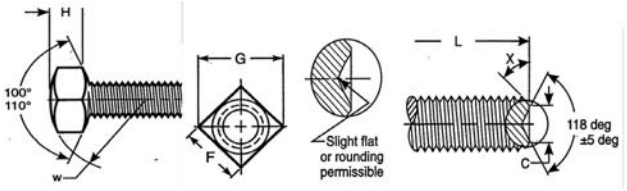

Size	F Width Across Flats Max.	F Width Across Flats Min.	G Width Across Corners Max.	G Width Across Corners Min.	H Head Height Max.	H Head Height Min.	C Cup Point Diameter Max.	C Cup Point Diameter Min.
10	.188	.180	.265	.247	.148	.134	.102	.088
1/4	.250	.241	.354	.331	.196	.178	.132	.118
5/16	.312	.302	.442	.415	.245	.224	.172	.156
3/8	.375	.362	.530	.497	.293	.270	.212	.194
7/16	.438	.423	.619	.581	.341	.315	.252	.232
1/2	.500	.484	.707	.665	.389	.361	.291	.270
5/8	.625	.606	.884	.833	.485	.452	.371	.347
3/4	.750	.729	1.060	1.001	.582	.544	.450	.425
7/8	.875	.852	1.237	1.170	.678	.635	.530	.502
1	1.000	.974	1.414	1.337	.774	.726	.609	.579
1 1/8	1.125	1.096	1.591	1.505	.870	.817	.689	.655
1 1/4	1.250	1.219	1.768	1.674	.966	.908	.767	.733
1 3/8	1.375	1.342	1.945	1.843	1.063	1.000	.848	.808
1 1/2	1.500	1.464	2.121	2.010	1.159	1.091	.926	.886

Specification Requirements:

- Dimensions: ASME B18.6.2.
- Point Style: Cup.
- Material & Mechanical Properties: Case Hardened Steel per ASME B18.6.2.
- Thread requirements: ANSI B1.1, UNC and UNF, Class 2A.
- Finish: Light protective oil
- Material Test Reports: (If applicable) The MTR must have documented lot traceability, including full Chemical and mechanical figures, to the specification(s) above.

Fastenal Product Standard: FNL.SQHSS.HD.P

Square Head Set Screws, Half Dog Point, Plain Finish

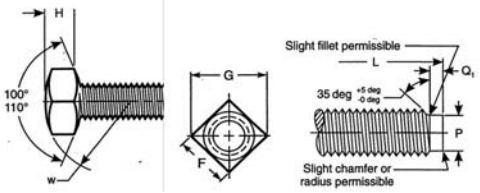

Size	F Width Across Flats Max.	F Width Across Flats Min.	G Width Across Corners Max.	G Width Across Corners Min.	H Head Height Max.	H Head Height Min.	P Half Dog Point Diameter Max.	P Half Dog Point Diameter Min.	Q1 Point Length Max.	Q1 Point Length Min.
10	.188	.180	.265	.247	.148	.134	.127	.120	.050	.040
1/4	.250	.241	.354	.331	.196	.178	.156	.149	.068	.058
5/16	.312	.302	.442	.415	.245	.224	.203	.195	.083	.073
3/8	.375	.362	.530	.497	.293	.270	.250	.241	.099	.089
7/16	.438	.423	.619	.581	.341	.315	.297	.287	.114	.104
1/2	.500	.484	.707	.665	.389	.361	.344	.334	.130	.120
5/8	.625	.606	.884	.833	.485	.452	.469	.456	.164	.148
3/4	.750	.729	1.060	1.001	.582	.544	.562	.549	.196	.180
7/8	.875	.852	1.237	1.170	.678	.635	.656	.642	.227	.211
1	1.000	.974	1.414	1.337	.774	.726	.750	.734	.260	.240
1 1/8	1.125	1.096	1.591	1.505	.870	.817	.844	.862	.291	.271
1 1/4	1.250	1.219	1.768	1.674	.966	.908	.938	.920	.323	.303
1 3/8	1.375	1.342	1.945	1.843	1.063	1.000	1.031	1.011	.354	.334
1 1/2	1.500	1.464	2.121	2.010	1.159	1.091	1.125	1.105	.385	.365

Specification Requirements:

- Standard: ASME B18.6.2.
- Point Style: Half –dog.
- Material & Mechanical Properties: Case Hardened Steel per B18.6.2.
- Thread requirements: ANSI B1.1, UNC and UNF, Class 2A.
- Finish: Light Protective Oil
- Material Test Reports: (If applicable) The MTR must have documented lot traceability, including full Chemical and mechanical figures, to the specification(s) above.

Fastenal Product Standard: FNL.SSS.BRST.BO

Socket Set Screws, Black Oxide, Brass Tip

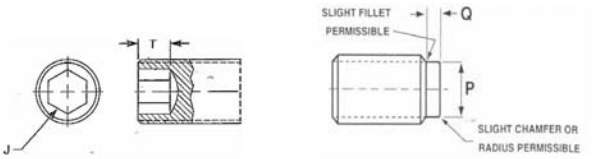

Nominal Size or Basic Screw Dia.		J Hex Socket Size Max/Min		T Key Eng. Min.	P Tip Diameter Nom.	Q Tip Protrusion Nom.
4-40	.112	.0510	.0500	.070	1/16	1/32
6-32	.138	.0635	.0625	.080	1/16	1/32
8-32	.164	.0791	.0781	.090	3/32	3/64
10-24	.190	0952	.0937	.100	3/32	3/64
10-32	.190	.0952	.0937	.100	3/32	3/64
1/4-20	.250	.1270	.1250	.125	1/8	1/16
1/4-28	.250	.1270	.1250	.125	1/8	1/16
5/16-18	.313	.1587	.1562	.156	3/16	3/32
5/16-24	.313	.1587	.1562	.156	3/16	3/32
3/8-16	.375	.1900	.1875	.188	3/16	3/32
3/8-16	.375	.1900	.1875	.188	3/16	3/32
7/16-14	.438	.2217	.2187	.219	5/32	1/8
7/16-20	.438	.2217	.2187	.219	5/32	1/8
1/2-13	.500	.2530	.2500	.250	1/4	1/8
1/2-20	.500	.2530	.2500	.250	1/4	1/8
Length Tolerance (Does not include tip)		Nominal Screw Length: Up to 0.063" Incl.		Over 0.63 to 2.00" Incl.	Over 2.00" to 6.00" Incl.	
		+/- 0.01		+/-0.02	+/-0.03	

Specification Requirements:

- Dimensions: See dimensions above.
- Material & Mechanical Properties: Alloy steel to HRC 28 to 33. Commercial brass insert tip.
- Thread requirements: ANSI B1.1, Class 3A, UNC and UNF.
- Finish: Black Oxide (Thermal or Chemical)
- Material Test Reports: The MTR must have documented lot traceability, including full Chemical and mechanical figures, to the specification(s) above.

Socket Set Screws, Dowel Pins, Socket Head Shoulder Screws

Fastenal Product Standard: FNL.SSS.NYLT.BO

Socket Set Screws, Nylon Tip, Black Oxide

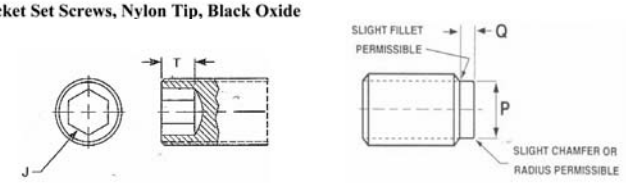

Nominal Size or Basic Screw Dia.		J Hex Socket Size Max/Min		T Key Eng. Min.	P Tip Diameter Nom.	Q Tip Protrusion Nom.
4-40	.112	.0510	.0500	.070	1/16	1/32
6-32	.138	.0635	.0625	.080	1/16	1/32
8-32	.164	.0791	.0781	.090	3/32	3/64
10-24	.190	.0952	.0937	.100	3/32	3/64
10-32	.190	.0952	.0937	.100	3/32	3/64
1/4-20	.250	.1270	.1250	.125	1/8	1/16
1/4-28	.250	.1270	.1250	.125	1/8	1/16
5/16-18	.313	.1587	.1562	.156	3/16	3/32
5/16-24	.313	.1587	.1562	.156	3/16	3/32
3/8-16	.375	.1900	.1875	.188	3/16	3/32
3/8-16	.375	.1900	.1875	.188	3/16	3/32
7/16-14	.438	.2217	.2187	.219	5/32	1/8
7/16-20	.438	.2217	.2187	.219	5/32	1/8
1/2-13	.500	.2530	.2500	.250	1/4	1/8
1/2-20	.500	.2530	.2500	.250	1/4	1/8
Length Tolerance (Does not include tip)		Nominal Screw Length				
		Up to 0.063" Incl.	Over 0.63 to 2.00" Incl.		Over 2.00" to 6.00" Incl.	
		+/- 0.01	+/-0.02		+/-0.03	

Specification Requirements:

- Dimensions: See dimensions above.
- Material & Mechanical Properties: Alloy steel to HRC 28 to 33. Nylon 6/6 insert tip.
- Thread requirements: ANSI B1.1, Class 3A, UNC and UNF.
- Finish: Black Oxide (Thermal or Chemical)
- Material Test Reports: The MTR must have documented lot traceability, including full Chemical and mechanical figures, to the specification(s) above.

Fastenal Product Standard: FNL.DP.P

Pins, Dowel, Plain



Nominal Size or Nominal Pin Diameter		A Pin Diameter Standard Series Pins Basic	Max	Min	Oversize Series Pins Basic	Max	Min	B Point Diameter Max	Min	C Crown Height Max
1/16	0.0625	0.0627	0.0628	0.0626	0.0635	0.0636	0.0634	0.058	0.048	0.020
*5/64	0.0781	0.0783	0.0784	0.0782	0.0791	0.0792	0.0790	0.074	0.064	0.026
3/32	0.0938	0.0940	0.0941	0.0939	0.0948	0.0949	0.0947	0.089	0.079	0.031
1/8	0.1250	0.1252	0.1253	0.1251	0.1260	0.1261	0.1259	0.120	0.110	0.041
*5/32	0.1562	0.1564	0.1565	0.1563	0.1572	0.1573	0.1571	0.150	0.140	0.052
3/16	0.1875	0.1877	0.1878	0.1876	0.1885	0.1886	0.1884	0.180	0.170	0.062
1/4	0.2500	0.2502	0.2503	0.2501	0.2510	0.2511	0.2509	0.240	0.230	0.083
5/16	0.3125	0.3127	0.3128	0.3126	0.3135	0.3136	0.3134	0.302	0.290	0.104
3/8	0.3750	0.3752	0.3753	0.3751	0.3760	0.3761	0.3759	0.365	0.350	0.125
7/16	0.4375	0.4377	0.4378	0.4376	0.4385	0.4386	0.4384	0.424	0.409	0.146
1/2	0.5000	0.5002	0.5003	0.5001	0.5010	0.5011	0.5009	0.486	0.471	0.167
5/8	0.6250	0.6252	0.6253	0.6251	0.6260	0.6261	0.6259	0.611	0.595	0.208
3/4	0.7500	0.7502	0.7503	0.7501	0.7510	0.7511	0.7509	0.735	0.715	0.250
7/8	0.8750	0.8752	0.8753	0.8751	0.8760	0.8761	0.8759	0.860	0.840	0.293
1	1.0000	1.0002	1.0003	1.0001	1.0010	1.0011	1.0009	0.980	0.960	0.333

Specification Requirements:

- Dimensions: ASME B18.8.2, Standard Series.
- Material & Mechanical Properties: Hardenened ground machined carbon or alloy steel. Sulfur and and Phosphorus content must not be in excess of 0.05 and 0.04 percent, respectfully. Thru-hardened to HRC 58 to 62.
- Finish: Light protective oil.
- Material Test Reports: (If applicable) The MTR must have documented lot traceability, including full chemical and mechanical figures, to the specification(s) above.

Fastenal Product Standard: FNL.STRIP.P

Socket Head Shoulder Screws, Plain Finish

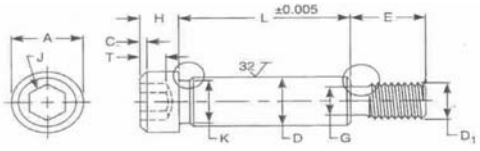

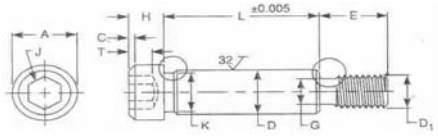

Nominal Size of Basic Shoulder Diameter		D Shoulder Diameter Max.	Min.	A Head Diameter Max.	Min.	H Head Height Max.	Min.	C Chamfer or Radius Max.	J Hexagon or Socket Size Nom.		T Key Engagement Min.
1/4	.250	.2480	.2460	.375	.357	.188	.177	.020	1/8	.125	.094
5/16	.312	.3105	.3085	.438	.419	.219	.209	.026	5/32	.156	.117
3/8	.375	.3730	.3710	.562	.543	.250	.240	.031	3/16	.188	.141
1/2	.500	.4980	.4960	.750	.729	.312	.302	.040	1/4	.250	.188
5/8	.625	.6230	.6210	.875	.853	.375	.365	.050	5/16	.312	.234
3/4	.750	.7480	.7450	1.000	.977	.500	.490	.069	3/8	.375	.281
1	1.000	.9980	.9960	1.312	1.287	.625	.610	.083	1/2	.500	.375
1 1/4	1.250	1.2480	1.2460	1.750	1.723	.750	.735	.102	5/8	.625	.469
1 1/2	1.50	1.4980	1.4960	2.125	2.095	1.000	.980	.138	7/8	.875	.656
1 3/4	1.75	1.7480	1.7460	2.375	2.345	1.125	1.105	.157	1	1.000	.750
2	2.00	1.9980	1.9960	2.750	2.720	1.250	1.230	.176	1 1/4	1.250	.937

Nominal Size or Basic Shoulder Diameter		K Shoulder Neck Diameter Min.	Shoulder Neck Width Max.	D1 Nominal Thread Size or Basic Thread Diameter		Threads per in.	G Thread Neck Diameter Max.	Min.	I Thread Neck Width Max.	Thread Neck Fillet Max.	Min.	E Thread Length Basic
1/4	.250	.227	.093	10	.1900	24	.142	.133	.083	.023	.017	.375
5/16	.312	.289	.093	1/4	.2500	20	.193	.182	.100	.028	.022	.438
3/8	.375	.352	.093	5/16	.3125	18	.249	.237	.111	.031	.025	.500
1/2	.500	.477	.093	3/8	.3750	16	.304	.291	.125	.035	.029	.625
5/8	.625	.602	.093	1/2	.5000	13	.414	.397	.154	.042	.036	.750
3/4	.750	.727	.093	5/8	.6250	11	.521	.502	.182	.051	.045	.875
1	1.000	.977	.125	3/4	.7500	10	.638	.616	.200	.055	.049	1.000
1 1/4	1.250	1.227	.125	7/8	.8750	9	.750	.726	.222	.062	.056	1.125
1 1/2	1.500	1.478	.125	1 1/8	1.1250	7	.964	.934	.286	.072	.066	1.500
1 3/4	1.750	1.728	.125	1 1/4	1.2500	7	1.089	1.059	.286	.072	.066	1.750
2	2.000	1.978	.125	1 1/2	1.5000	6	1.307	1.277	.333	.102	.096	2.000

Specification Requirements:

- Dimensions: ASME B18.3.
- Material: Alloy Steel per ASME B18.3.
- Mechanical Properties: HRC 32 to 43.
- Thread requirements: ANSI B1.1, Class 3A UNC.
- Finish: Black Oxide (Thermal or Chemical) on un-ground surfaces.
- Material Test Reports: The MTR must have documented lot traceability, including full chemical and mechanical figures, to the specification(s) above.

FASTENER STANDARDS

Spring Pins, Taper Pins, Cotter Pins

Fastenal Product Standard: FNL.SP.P

Pins, Spring, Plain

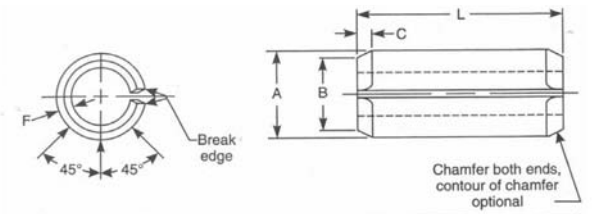

Nominal Size or Basic Pin Diameter		A Pin Diameter		B Chamfer Diameter	C Chamfer Length		F Stock Thickness	Recommended Hole Size	
		Max	Min	Max	Max	Min	Basic	Max	Min
1/16	0.062	0.069	0.066	0.059	0.028	0.007	0.012	0.065	0.062
5/64	0.078	0.086	0.083	0.075	0.032	0.008	0.018	0.081	0.078
3/32	0.094	0.103	0.099	0.091	0.038	0.008	0.022	0.097	0.094
1/8	0.125	0.135	0.131	0.122	0.044	0.008	0.028	0.129	0.125
9/64	0.141	0.149	0.145	0.137	0.044	0.008	0.028	0.144	0.140
5/32	0.156	0.167	0.162	0.151	0.048	0.010	0.032	0.160	0.156
3/16	0.188	0.199	0.194	0.182	0.055	0.011	0.040	0.192	0.187
7/32	0.219	0.232	0.226	0.214	0.065	0.011	0.048	0.224	0.219
1/4	0.250	0.264	0.258	0.245	0.065	0.012	0.048	0.256	0.250
5/16	0.312	0.330	0.321	0.306	0.080	0.014	0.062	0.318	0.312
3/8	0.375	0.395	0.385	0.368	0.095	0.016	0.077	0.382	0.375
7/16	0.438	0.459	0.448	0.430	0.095	0.017	0.077	0.445	0.437
1/2	0.500	0.524	0.513	0.485	0.110	0.025	0.094	0.510	0.500
5/8	0.625	0.653	0.640	0.608	0.125	0.030	0.125	0.636	0.625
3/4	0.750	0.784	0.769	0.730	0.150	0.030	0.150	0.764	0.750

Specification Requirements:

- Dimensions: ASME B18.8.2
- Material & Mechanical Properties: Carbon Spring Steel and hardness per ASME B18.8.2
- Coating: Light protective oil.
- Material Test Reports: (If applicable) The MTR must have documented lot traceability, including full chemical and mechanical figures, to the specification(s) above.

Fastenal Product Standard: FNL.TP.P

Taper Pins, Plain

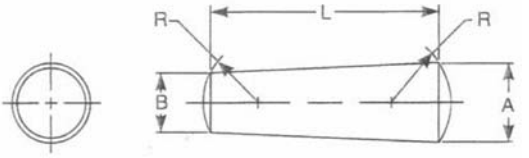

Size	A Major Dia (Large End) Commercial Class		R End Crown Radius	
	Max	Min	Max	Min
7/0	.0638	.0618	.072	.052
6/0	.0793	.0773	.088	.068
5/0	.0953	.0933	.104	.084
4/0	.1103	.1083	.119	.099
3/0	.1263	.1243	.135	.115
2/0	.1423	.1403	.151	.131
0	.1573	.1553	.166	.146
1	.1733	.1713	.182	.162
2	.1943	.1923	.203	.183
3	.2203	.2183	.229	.209
4	.2513	.2493	.260	.240
5	.2903	.2883	.299	.279
6	.3423	.3403	.351	.331
7	.4103	.4083	.419	.399
8	.4933	.4913	.502	.482
9	.5923	.5903	.601	.581
10	.7073	.7053	.716	.696
11	.8613	.8593	.870	.850
12	1.0333	1.0313	1.042	1.022
13	1.2423	1.2403	1.251	1.231
14	1.5243	1.5223	1.533	1.513

Specification Requirements:

- Dimensions: ASME B18.8.2.
- Material & Mechanical Properties: ASTM B18.8.2.
- Coating: Light protective oil.
- Material Test Reports: (If applicable) The MTR must have documented lot traceability, including full chemical and mechanical figures, to the specification(s) above.

Fastenal Product Standard: FNL.CP.Z

Pin, Cotter, Zinc Plated

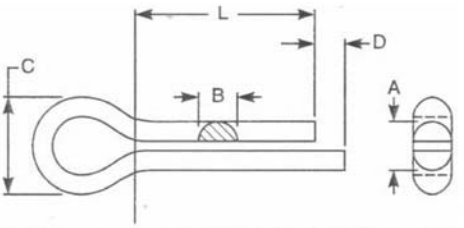

Nominal Size or Basic Pin Diameter		A Total Shank Diameter		B Wire Width		C Head Diameter	D Extended Prong Length	Gage Hole Diameter ± 0.001
		Max	Min	Max	Min	Min	Min	
1/32	0.031	0.032	0.028	0.032	0.022	0.06	0.01	0.047
3/64	0.047	0.048	0.044	0.048	0.035	0.09	0.02	0.062
1/16	0.062	0.060	0.056	0.060	0.044	0.12	0.03	0.078
5/64	0.078	0.076	0.072	0.076	0.057	0.16	0.04	0.094
3/32	0.094	0.090	0.086	0.090	0.069	0.19	0.04	0.109
7/64	0.109	0.104	0.100	0.104	0.080	0.22	0.05	0.125
1/8	0.125	0.120	0.116	0.120	0.093	0.25	0.06	0.141
9/64	0.141	0.134	0.130	0.134	0.104	0.28	0.06	0.156
5/32	0.156	0.150	0.146	0.150	0.116	0.31	0.07	0.172
3/16	0.188	0.176	0.172	0.176	0.137	0.38	0.09	0.203
7/32	0.219	0.207	0.202	0.207	0.161	0.44	0.10	0.234
1/4	0.250	0.225	0.220	0.225	0.176	0.50	0.11	0.266
5/16	0.312	0.280	0.275	0.280	0.220	0.62	0.14	0.312
3/8	0.375	0.335	0.329	0.335	0.263	0.75	0.16	0.375
7/16	0.438	0.406	0.400	0.406	0.320	0.88	0.20	0.438
1/2	0.500	0.473	0.467	0.473	0.373	1.00	0.23	0.500
5/8	0.625	0.598	0.590	0.598	0.472	1.25	0.30	0.625
3/4	0.750	0.723	0.715	0.723	0.572	1.50	0.36	0.750

Specification Requirements:

- Dimensions: ASME B18.8.1
- Material: Low Carbon Steel
- Coating: (If applicable) ASTM B633, SC1, Type III
- Material Test Reports: (If applicable) The MTR must have documented lot traceability, including full chemical and mechanical figures, to the specification(s) above.

Fastenal Product Standard: FNL.CP.P

Pin, Cotter, Plain

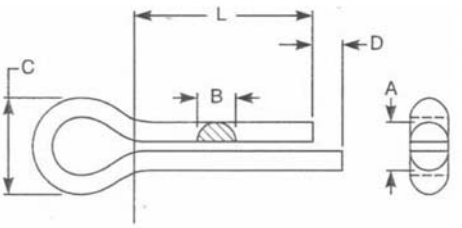

Nominal Size or Basic Pin Diameter		A Total Shank Diameter		B Wire Width		C Head Diameter	D Extended Prong Length	Gage Hole Diameter ± 0.001
		Max	Min	Max	Min	Min	Min	
1/32	0.031	0.032	0.028	0.032	0.022	0.06	0.01	0.047
3/64	0.047	0.048	0.044	0.048	0.035	0.09	0.02	0.062
1/16	0.062	0.060	0.056	0.060	0.044	0.12	0.03	0.078
5/64	0.078	0.076	0.072	0.076	0.057	0.16	0.04	0.094
3/32	0.094	0.090	0.086	0.090	0.069	0.19	0.04	0.109
7/64	0.109	0.104	0.100	0.104	0.080	0.22	0.05	0.125
1/8	0.125	0.120	0.116	0.120	0.093	0.25	0.06	0.141
9/64	0.141	0.134	0.130	0.134	0.104	0.28	0.06	0.156
5/32	0.156	0.150	0.146	0.150	0.116	0.31	0.07	0.172
3/16	0.188	0.176	0.172	0.176	0.137	0.38	0.09	0.203
7/32	0.219	0.207	0.202	0.207	0.161	0.44	0.10	0.234
1/4	0.250	0.225	0.220	0.225	0.176	0.50	0.11	0.266
5/16	0.312	0.280	0.275	0.280	0.220	0.62	0.14	0.312
3/8	0.375	0.335	0.329	0.335	0.263	0.75	0.16	0.375
7/16	0.438	0.406	0.400	0.406	0.320	0.88	0.20	0.438
1/2	0.500	0.473	0.467	0.473	0.373	1.00	0.23	0.500
5/8	0.625	0.598	0.590	0.598	0.472	1.25	0.30	0.625
3/4	0.750	0.723	0.715	0.723	0.572	1.50	0.36	0.750

Specification Requirements:

- Dimensions: ASME B18.8.1
- Material: Low Carbon Steel
- Coating: (If applicable) Light protective oil.
- Material Test Reports: (If applicable) The MTR must have documented lot traceability, including full chemical and mechanical figures, to the specification(s) above.

Clevis Pins, Machine Screws

Fastenal Product Standard: FNL.CLP.P

Pin Clevis, Plain

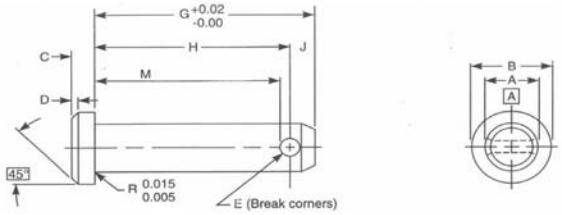

Pin Dia.	A Shank Diameter		B Head Diameter		C Head Height		D Head Chamf.	E Hole Size	G Pin Length	H Head to Center of Hole		J End to Center	M Head to Edge of Hole
	Max.	Min.	Max.	Min.	Max.	Min.	+/-.01	Nom.	Nom.	Max.	Min.	Ref.	Min.
3/16	.186	.181	.32	.30	.07	.05	0.02	3/32	.58	.504	.484	0.09	0.440
1/4	.248	.243	.38	.36	.10	.08	0.03	3/32	.77	.692	.672	0.09	0.628
5/16	.311	.306	.44	.42	.10	.08	0.03	9/64	.94	.832	.812	0.12	0.752
3/8	.373	.368	.51	.49	.13	.11	0.03	5/32	1.06	.958	.938	0.12	0.878
7/16	.436	.431	.57	.55	.16	.14	0.04	5/32	1.19	1.082	1.062	0.12	1.002
1/2	.496	.491	.63	.61	.16	.14	0.04	5/32	1.36	1.223	1.203	0.15	1.127
5/8	.621	.616	.82	.80	.21	.19	0.06	5/32	1.61	1.473	1.453	0.15	1.337
3/4	.746	.741	.94	.92	.26	.24	0.07	5/32	1.91	1.739	1.719	0.18	1.628
7/8	.871	.866	1.04	1.02	.32	.30	0.09	13/64	2.16	1.989	1.969	0.18	1.878
1	.996	.991	1.19	1.17	.35	.33	0.10	13/64	2.41	2.239	2.219	0.18	2.128

Specification Requirements:

- Dimensions: ASME B18.8.1, except the hole size. Hole size must conform to nominal dimensions listed. Point diameter is optional. Holes must be chamfered and burr free.
- Material: Low Carbon Steel through 1" diameter.
- Coating: Light protective oil.
- Material Test Reports: (If applicable) The MTR must have documented lot traceability, including full chemical and mechanical figures, to the specification(s) above.

Fastenal Product Standard: FNL.CLP.Z

Pin Clevis, Zinc

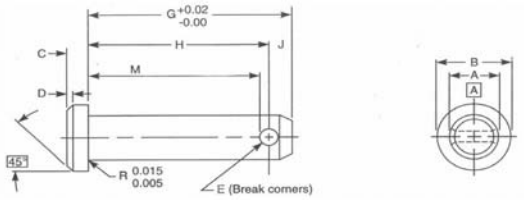

Pin Dia.	A Shank Diameter		B Head Diameter		C Head Height		D Head Chamf.	E Hole Size	G Pin Length	H Head to Center of Hole		J End to Center	M Head to Edge of Hole
	Max.	Min.	Max.	Min.	Max.	Min.	+/-.01	Nom.	Nom.	Max.	Min.	Ref.	Min.
3/16	.186	.181	.32	.30	.07	.05	0.02	3/32	.58	.504	.484	0.09	0.440
1/4	.248	.243	.38	.36	.10	.08	0.03	3/32	.77	.692	.672	0.09	0.628
5/16	.311	.306	.44	.42	.10	.08	0.03	9/64	.94	.832	.812	0.12	0.752
3/8	.373	.368	.51	.49	.13	.11	0.03	5/32	1.06	.958	.938	0.12	0.878
7/16	.436	.431	.57	.55	.16	.14	0.04	5/32	1.19	1.082	1.062	0.12	1.002
1/2	.496	.491	.63	.61	.16	.14	0.04	5/32	1.36	1.223	1.203	0.15	1.127
5/8	.621	.616	.82	.80	.21	.19	0.06	5/32	1.61	1.473	1.453	0.15	1.337
3/4	.746	.741	.94	.92	.26	.24	0.07	5/32	1.91	1.739	1.719	0.18	1.628
7/8	.871	.866	1.04	1.02	.32	.30	0.09	13/64	2.16	1.989	1.969	0.18	1.878
1	.996	.991	1.19	1.17	.35	.33	0.10	13/64	2.41	2.239	2.219	0.18	2.128

Specification Requirements:

- Dimensions: ASME B18.8.1, except the hole size. Hole size must conform to nominal dimensions listed. Point diameter is optional. Holes must be chamfered and burr free.
- Material: Low Carbon Steel through 1" diameter.
- Coating: Fe/Zn 3A per ASTM F1941
- Material Test Reports: (If applicable) The MTR must have documented lot traceability, including full chemical and mechanical figures, to the specification(s) above.

Fastenal Product Standard: FNL.CLP.SS

Pin Clevis, Stainless Steel

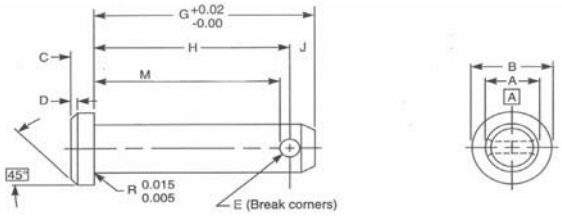

Pin Dia.	A Shank Diameter		B Head Diameter		C Head Height		D Head Chamf.	E Hole Size	G Pin Length	H Head to Center of Hole		J End to Center	M Head to Edge of Hole
	Max.	Min.	Max.	Min.	Max.	Min.	+/-.01	Nom.	Nom.	Max.	Min.	Ref.	Min.
3/16	.186	.181	.32	.30	.07	.05	0.02	3/32	.58	.504	.484	0.09	0.440
1/4	.248	.243	.38	.36	.10	.08	0.03	3/32	.77	.692	.672	0.09	0.628
5/16	.311	.306	.44	.42	.10	.08	0.03	9/64	.94	.832	.812	0.12	0.752
3/8	.373	.368	.51	.49	.13	.11	0.03	5/32	1.06	.958	.938	0.12	0.878
7/16	.436	.431	.57	.55	.16	.14	0.04	5/32	1.19	1.082	1.062	0.12	1.002
1/2	.496	.491	.63	.61	.16	.14	0.04	5/32	1.36	1.223	1.203	0.15	1.127
5/8	.621	.616	.82	.80	.21	.19	0.06	5/32	1.61	1.473	1.453	0.15	1.337
3/4	.746	.741	.94	.92	.26	.24	0.07	5/32	1.91	1.739	1.719	0.18	1.628
7/8	.871	.866	1.04	1.02	.32	.30	0.09	13/64	2.16	1.989	1.969	0.18	1.878
1	.996	.991	1.19	1.17	.35	.33	0.10	13/64	2.41	2.239	2.219	0.18	2.128

Specification Requirements:

- Dimensions: ASME B18.8.1, except the hole size. Hole size must conform to nominal dimensions listed. Point diameter is optional. Holes must be chamfered and burr free.
- Material: 18-8 Stainless Steel
- Coating: Cleaned or descaled per ASTM A380.
- Material Test Reports: (If applicable) The MTR must have documented lot traceability, including full chemical and mechanical figures, to the specification(s) above.

Fastenal Product Standard: FNL.MS.PSL.Z

Machine Screw, Pan Slotted, Zinc:

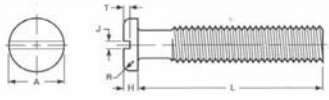

Size	A Head Diameter		H Head Height		R Radius	J Slot Width		T Slot Depth	
	Max.	Min.	Max.	Min.	Max.	Max.	Min.	Max.	Min.
0000	.042	.036	.016	.010	.007	.008	.004	.008	.004
000	.066	.060	.023	.017	.010	.012	.008	.012	.008
00	.090	.082	.025	.032	.015	.017	.010	.016	.010
0	.116	.104	.039	.031	.020	.023	.016	.022	.014
1	.142	.130	.046	.038	.025	.026	.019	.027	.018
2	.167	.155	.053	.045	.035	.031	.023	.031	.022
3	.193	.180	.060	.051	.037	.035	.027	.036	.026
4	.219	.205	.068	.058	.042	.039	.031	.040	.030
5	.245	.231	.075	.065	.044	.043	.035	.045	.034
6	.270	.256	.082	.072	.046	.048	.039	.050	.037
8	.322	.306	.096	.085	.052	.054	.045	.058	.045
10	.373	.357	.110	.099	.061	.060	.050	.068	.053
12	.425	.407	.125	.112	.078	.067	.056	.077	.061
1/4	.492	.473	.144	.130	.087	.075	.064	.087	.070
5/16	.615	.594	.178	.162	.099	.084	.072	.106	.085
3/8	.740	.716	.212	.195	.143	.094	.081	.124	.100
7/16	.863	.837	.247	.228	.153	.094	.081	.142	.116
1/2	.987	.958	.281	.260	.175	.106	.091	.161	.131
9/16	1.041	1.000	.315	.293	.197	.118	.102	.179	.146
5/8	1.172	1.125	.350	.325	.219	.133	.116	.197	.162
3/4	1.435	1.375	.419	.390	.263	.149	.131	.234	.192

Specification Requirements:

- Standard: ASME B18.6.3.
- Drive Style: Slotted
- Material: Carbon Steel, 60,000 PSI Min. Tensile
- Thread requirements: ANSI B1.1 UNC & UNF Class 2A. (Fastenal will inspect and accept parts with a 1A no-go gauge)
- Coating: Fe/Zn 3A per ASTM F1941.
- Material Test Reports: (If applicable) The MTR must have documented lot traceability, including full chemical and mechanical figures, to the specification(s) above.

Machine Screws

Fastenal Product Standard: FNL.MS.PPH.Z

Machine Screw, Pan Cross Recessed, Zinc Plated

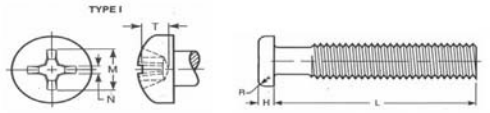

Size	A		H		M	T	N
	Head Diameter		Recessed Head Height		Recess Dia.	Recess Depth	Recess Width
	Max.	Min.	Max.	Min.	Ref.	Ref.	Ref.
0000	.042	.036	-	-	-	-	-
000	.066	.060	-	-	-	-	-
00	.090	.082	-	-	-	-	-
0	.116	.104	.044	.036	.060	.030	.013
1	.142	.130	.053	.044	.067	.035	.014
2	.167	.155	.062	.053	.097	.050	.017
3	.193	.180	.071	.062	.105	.059	.019
4	.219	.205	.080	.070	.115	.069	.019
5	.245	.231	.089	.079	.152	.070	.028
6	.270	.256	.097	.087	.159	.078	.028
8	.322	.306	.115	.105	.175	.095	.030
10	.373	.357	.133	.122	.192	.112	.031
12	.425	.407	.151	.139	.252	.128	.034
1/4	.492	.473	.175	.162	.274	.148	.036
5/16	.615	.594	.218	.203	.343	.181	.059
3/8	.740	.716	.261	.244	.382	.221	.065
7/16	.863	.837	.305	.284	.406	.246	.068
1/2	.987	.958	.348	.325	.428	.267	.071
9/16	1.041	1.000	.391	.366	.458	.300	.076
5/8	1.172	1.125	.434	.406	.575	.328	.081
3/4	1.435	1.375	.521	.488	.621	.368	.086

Specification Requirements:

- Standard: ASME B18.6.3.
- Drive Style: Cross Recessed, Type I
- Material: Carbon Steel, 60,000 PSI Min Tensile
- Thread requirements: ANSI B1.1 UNC & UNF Class 2A. (Fastenal will inspect and accept parts with a 1A no-go gauge)
- Coating: Fe/Zn 3A per ASTM F1941.
- Material Test Reports: (If applicable) The MTR must have documented lot traceability, including full chemical and mechanical figures, to the specification(s) above.

Fastenal Product Standard: FNL.MS.RSL.Z

Machine Screw, Round Slotted, Zinc:

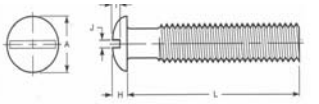

Nominal Size or Basic Screw Diameter		A		H		J		T	
		Head Diameter		Head Height		Slot Width		Slot Depth	
		Max	Min	Max	Min	Max	Min	Max	Min
0000	0.0210	0.041	0.035	0.022	0.016	0.008	0.004	0.017	0.013
000	0.0340	0.062	0.056	0.031	0.025	0.012	0.008	0.018	0.012
00	0.0470	0.089	0.080	0.045	0.036	0.017	0.010	0.026	0.018
0	0.0600	0.113	0.099	0.053	0.043	0.023	0.016	0.039	0.029
1	0.0730	0.138	0.122	0.061	0.051	0.026	0.019	0.044	0.033
2	0.0860	0.162	0.146	0.069	0.059	0.031	0.023	0.048	0.037
3	0.0990	0.187	0.169	0.078	0.067	0.035	0.027	0.053	0.040
4	0.1120	0.211	0.193	0.086	0.075	0.039	0.031	0.058	0.044
5	0.1250	0.236	0.217	0.095	0.083	0.043	0.035	0.063	0.047
6	0.1380	0.260	0.240	0.103	0.091	0.048	0.039	0.068	0.051
8	0.1640	0.309	0.287	0.120	0.107	0.054	0.045	0.077	0.058
10	0.1900	0.359	0.334	0.137	0.123	0.060	0.050	0.087	0.065
12	0.2160	0.408	0.382	0.153	0.139	0.067	0.056	0.096	0.073
1/4	0.2500	0.472	0.443	0.175	0.160	0.075	0.064	0.109	0.082
5/16	0.3125	0.590	0.557	0.216	0.198	0.084	0.072	0.132	0.099
3/8	0.3750	0.708	0.670	0.256	0.237	0.094	0.081	0.155	0.117
7/16	0.4375	0.750	0.707	0.328	0.307	0.094	0.081	0.196	0.148
1/2	0.5000	0.813	0.766	0.355	0.332	0.106	0.091	0.211	0.159
9/16	0.5625	0.938	0.887	0.410	0.385	0.118	0.102	0.242	0.183
5/8	0.6250	1.000	0.944	0.438	0.411	0.133	0.116	0.258	0.195
3/4	0.7500	1.250	1.185	0.547	0.516	0.149	0.131	0.320	0.242

Specification Requirements:

- Standard: ASME B18.6.3
- Drive Style: Slotted
- Material & Mechanical Properties: Carbon Steel, 60,000 PSI Min. Tensile
- Thread requirements: ANSI B1.1 UNC & UNF Class 2A. [Fastenal will inspect and accept parts with a 1A no-go gauge]
- Coating: Fe/Zn 3A per ASTM F1941.
- Material Test Reports: (If applicable) Must be available and have documented lot traceability, including full chemical and mechanical figures, to the specification(s) above.

Fastenal Product Standard: FNL.MS.RPH.Z

Machine Screw, Round Head, Cross Recessed, Zinc Plated

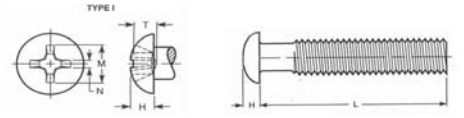

Size		A		H		M	T	N	Phillips Driver	Recess	
		Head Diameter		Height of Head		Dimensions of Recess				Penetration Gaging Depth	
						Diameter	Depth	Width	Size		
		Max.	Min.	Max.	Min.	Ref.	Ref.	Ref.	Ref.	Max	Min
0	0.0600	0.113	0.099	0.053	0.043	0.066	0.032	0.014	0	0.035	0.015
1	0.0730	0.138	0.122	0.061	0.051	0.075	0.042	0.015	0	0.045	0.026
2	0.0860	0.162	0.146	0.069	0.059	0.086	0.043	0.017	1	0.046	0.027
4	0.0990	0.211	0.193	0.086	0.075	0.111	0.062	0.019	1	0.065	0.046
5	0.1120	0.236	0.217	0.095	0.083	0.147	0.060	0.027	2	0.063	0.035
6	0.1380	0.260	0.240	0.103	0.091	0.155	0.070	0.027	2	0.073	0.045
8	0.1640	0.309	0.287	0.120	0.107	0.171	0.088	0.030	2	0.090	0.064
10	0.1900	0.359	0.334	0.137	0.123	0.188	0.106	0.031	2	0.108	0.082
12	0.2160	0.408	0.382	0.153	0.139	0.242	0.112	0.034	3	0.108	0.082
1/4	0.2500	0.472	0.443	0.175	0.160	0.261	0.134	0.036	3	0.130	0.104
5/16	0.3125	0.590	0.557	0.216	0.198	0.301	0.174	0.040	3	0.170	0.144
3/8	0.3750	0.708	0.670	0.256	0.237	0.380	0.215	0.064	4	0.208	0.182
7/16	0.4375	0.750	0.707	0.328	0.307	0.395	0.228	0.066	4	0.221	0.196
1/2	0.5000	0.813	0.766	0.355	0.332	0.409	0.243	0.068	4	0.236	0.211
9/16	0.5625	0.938	0.887	0.410	0.385	0.447	0.278	0.075	4	0.272	0.245
5/8	0.6250	1.000	0.944	0.438	0.441	0.542	0.297	0.077	5	0.285	0.244
3/4	0.7500	1.250	1.185	0.547	0.516	0.642	0.398	0.088	5	0.385	0.346

Specification Requirements:

- Standard: ASME B18.6.3
- Drive Style: Cross Recessed, Type I
- Material: Carbon Steel, 60,000 PSI Min. Tensile
- Thread requirements: ANSI B1.1 UNC & UNF Class 2A. (Fastenal will inspect and accept parts with a 1A no-go gauge)
- Coating: Fe/Zn 3A per ASTM F1941.
- Material Test Reports: (If applicable) The MTR must have documented lot traceability, including full chemical and mechanical figures, to the specification(s) above.

Fastenal Product Standard: FNL.MS.TSL.Z

Machine Screw, Truss Slotted, Zinc:

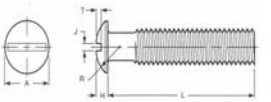

Nominal Size or Basic Screw Diameter		A		H		R	J		T	
		Head Diameter		Head Height		Head Radius	Slot Width		Slot Depth	
		Max	Min	Max	Min	Max	Max	Min	Max	Min
0000	0.0210	0.049	0.043	0.014	0.010	0.032	0.009	0.005	0.009	0.005
000	0.0340	0.077	0.071	0.022	0.018	0.051	0.013	0.009	0.013	0.009
00	0.0470	0.106	0.098	0.030	0.024	0.070	0.017	0.010	0.018	0.012
0	0.0600	0.131	0.119	0.037	0.029	0.087	0.023	0.016	0.022	0.014
1	0.0730	0.164	0.149	0.045	0.037	0.107	0.026	0.019	0.027	0.018
2	0.0860	0.194	0.180	0.053	0.044	0.129	0.031	0.023	0.031	0.022
3	0.0990	0.226	0.211	0.061	0.051	0.151	0.035	0.027	0.036	0.026
4	0.1120	0.257	0.241	0.069	0.059	0.169	0.039	0.031	0.040	0.030
5	0.1250	0.289	0.272	0.078	0.066	0.191	0.043	0.035	0.045	0.034
6	0.1380	0.321	0.303	0.086	0.074	0.211	0.048	0.039	0.050	0.037
8	0.1640	0.384	0.364	0.102	0.088	0.254	0.054	0.045	0.058	0.045
10	0.1900	0.448	0.425	0.128	0.113	0.283	0.060	0.050	0.068	0.053
12	0.2160	0.511	0.487	0.134	0.118	0.336	0.067	0.056	0.077	0.061
1/4	0.2500	0.573	0.546	0.150	0.133	0.375	0.075	0.064	0.087	0.070
5/16	0.3125	0.698	0.666	0.183	0.162	0.457	0.084	0.072	0.106	0.085
3/8	0.3750	0.823	0.787	0.215	0.191	0.538	0.094	0.081	0.124	0.100
7/16	0.4375	0.948	0.907	0.248	0.221	0.619	0.094	0.081	0.142	0.116
1/2	0.5000	1.073	1.028	0.280	0.250	0.701	0.106	0.091	0.161	0.131
9/16	0.5625	1.198	1.149	0.312	0.279	0.783	0.118	0.102	0.179	0.146
5/8	0.6250	1.323	1.269	0.345	0.309	0.863	0.133	0.116	0.196	0.162
3/4	0.7500	1.573	1.511	0.410	0.368	1.024	0.149	0.131	0.234	0.182

Specification Requirements:

- Standard: ASME B18.6.3
- Drive Style: Slotted
- Material & Mechanical Properties: Carbon Steel, 60,000 PSI Min. Tensile
- Thread requirements: ANSI B1.1 UNC & UNF Class 2A. [Fastenal will inspect and accept parts with a 1A no-go gauge]
- Coating: Fe/Zn 3A per ASTM F1941
- Material Test Reports: (If applicable) Must be available and have documented lot traceability, including full chemical and mechanical figures, to the specification(s) above.

Machine Screws

Fastenal Product Standard: FNL.MS.TPH.Z

Machine Screw, Truss Cross Recessed, Zinc

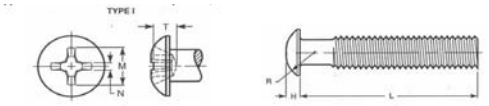

Size	A		H		M	G	N	Phillips Driver Size
	Head Diameter		Height of Head		Dimensions of Recess			
					Diameter	Depth	Width	
	Max.	Min.	Max.	Min.	Ref.	Ref.	Ref.	
2	0.194	0.180	0.053	0.044	0.097	0.050	0.018	1
4	0.257	0.241	0.069	0.059	0.105	0.060	0.018	1
6	0.321	0.303	0.086	0.074	0.151	0.071	0.027	2
8	0.384	0.364	0.102	0.088	0.166	0.086	0.029	2
10	0.448	0.425	0.128	0.103	0.181	0.102	0.030	2
12	0.511	0.487	0.134	0.118	0.241	0.115	0.032	3
1/4	0.573	0.546	0.150	0.133	0.256	0.130	0.033	3
5/16	0.698	0.666	0.183	0.162	0.345	0.180	0.059	4
3/8	0.823	0.787	0.215	0.191	0.376	0.214	0.063	4

Specification Requirements:

- Standard: ASME B18.6.3
- Drive Style: Cross Recessed, Type I
- Material: Carbon Steel, 60,000 PSI Min. Tensile
- Thread requirements: ANSI B1.1 UNC & UNF Class 2A. (Fastenal will inspect and accept parts with a 1A no-go gauge)
- Coating: Fe/Zn 3A per ASTM F1941.
- Material Test Reports: (If applicable) The MTR must have documented lot traceability, including full chemical and mechanical figures, to the specification(s) above.

Fastenal Product Standard: FNL.MS.FSL.Z

Machine Screws, Slotted Flat Head, Zinc Plated

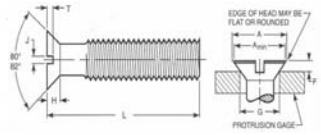

Nominal Size or Basic Screw Diameter		L	A		H	J		T		F		G
		Length	Head Dia		Head Height	Slot Width		Slot Depth		Protrusion Above Gaging Dia		Gaging Dia
			Max	Min	Ref	Max	Min	Max	Min	Max	Min	
0000	0.0210	—	0.040	0.035	0.011	0.008	0.004	0.007	0.003	—	—	—
000	0.0340	—	0.060	0.055	0.016	0.011	0.007	0.009	0.005	—	—	—
00	0.0470	—	0.087	0.080	0.028	0.017	0.010	0.014	0.009	—	—	—
0	0.0600	1/8	0.112	0.096	0.035	0.023	0.016	0.015	0.010	0.026	0.016	0.078
1	0.0730	1/8	0.137	0.120	0.043	0.026	0.019	0.019	0.012	0.028	0.016	0.101
2	0.0860	1/8	0.162	0.144	0.051	0.031	0.023	0.023	0.015	0.029	0.017	0.124
3	0.0990	1/8	0.187	0.167	0.059	0.035	0.027	0.027	0.017	0.031	0.018	0.148
4	0.1120	3/16	0.212	0.191	0.067	0.039	0.031	0.030	0.020	0.032	0.019	0.172
5	0.1250	3/16	0.237	0.215	0.075	0.043	0.035	0.034	0.022	0.034	0.020	0.196
6	0.1380	3/16	0.262	0.238	0.083	0.048	0.039	0.038	0.024	0.036	0.021	0.220
8	0.1640	1/4	0.312	0.285	0.100	0.054	0.045	0.045	0.029	0.039	0.023	0.267
10	0.1900	5/16	0.362	0.333	0.116	0.060	0.050	0.053	0.034	0.042	0.025	0.313
12	0.2160	3/8	0.412	0.380	0.132	0.067	0.056	0.060	0.039	0.045	0.027	0.362
1/4	0.2500	7/16	0.477	0.442	0.153	0.075	0.064	0.070	0.046	0.050	0.029	0.424
5/16	0.3125	1/2	0.597	0.556	0.191	0.084	0.072	0.088	0.058	0.057	0.034	0.539
3/8	0.3750	9/16	0.717	0.670	0.230	0.094	0.081	0.106	0.070	0.065	0.039	0.653
7/16	0.4375	5/8	0.760	0.715	0.223	0.094	0.081	0.103	0.066	0.073	0.044	0.690
1/2	0.5000	3/4	0.815	0.765	0.223	0.106	0.091	0.103	0.065	0.081	0.049	0.739
9/16	0.5625	—	0.932	0.878	0.260	0.118	0.102	0.120	0.077	0.089	0.053	0.851
5/8	0.6250	—	1.050	0.990	0.298	0.133	0.116	0.137	0.088	0.097	0.058	0.962
3/4	0.7500	—	1.285	1.215	0.372	0.149	0.131	0.171	0.111	0.112	0.067	1.186

Specification Requirements:

- Standard: ASME B18.6.3
- Drive Style: Slotted
- Material & Mechanical Properties: Carbon Steel, 60,000 PSI min. tensile
- Thread requirements: ANSI B1.1 UNC & UNF Class 2A. [Fastenal will inspect and accept parts with a 1A no-go gauge]
- Coating: Fe/Zn 3A per ASTM F1941.
- Material Test Reports: (If applicable) Must be available and have documented lot traceability, including full chemical and mechanical figures, to the specification(s) above.

Fastenal Product Standard: FNL.MS.FPH.Z

Machine Screw, Flat Head, Cross Recessed, Zinc Plated

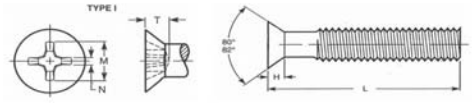

Size		A		H	M	T	N	Phillips Driver Size
		Head Diameter		Height of Head	Dimensions of Recess			
					Diameter	Depth	Width	
		Max.	Min.	Ref.	Ref.	Ref.	Ref.	Ref.
0	0.0600	0.112	0.096	0.035	0.062	0.035	0.014	0
1	0.0730	0.137	0.120	0.043	0.070	0.043	0.015	0
2	0.0860	0.162	0.144	0.051	0.096	0.055	0.017	1
4	0.0990	0.212	0.191	0.067	0.122	0.060	0.018	1
5	0.1120	0.237	0.191	0.075	0.148	0.081	0.027	2
6	0.1380	0.262	0.238	0.083	0.168	0.074	0.029	2
8	0.1640	0.312	0.285	0.100	0.182	0.110	0.031	2
10	0.1900	0.362	0.333	0.116	0.198	0.124	0.032	2
12	0.2160	0.412	0.380	0.132	0.262	0.144	0.036	3
1/4	0.2500	0.477	0.442	0.153	0.276	0.160	0.035	3
5/16	0.3125	0.597	0.556	0.191	0.358	0.205	0.061	4
3/8	0.3750	0.717	0.670	0.230	0.386	0.234	0.065	4
7/16	0.4375	0.760	0.715	0.223	0.402	0.250	0.068	4
1/2	0.5000	0.815	0.765	0.223	0.418	0.265	0.069	4
9/16	0.5625	0.932	0.878	0.260	0.443	0.289	0.073	4
5/8	0.6250	1.050	0.990	0.298	0.565	0.329	0.079	5
3/4	0.7500	1.285	1.215	0.372	0.628	0.393	0.087	5

Specification Requirements:

- Standard: ASME B18.6.3
- Drive Style: Cross Recessed, Type I
- Material: Carbon Steel, 60,000 PSI Min. Tensile
- Thread requirements: ANSI B1.1 UNC & UNF Class 2A. (Fastenal will inspect and accept with a 1A no-go gauge)
- Coating: Fe/Zn 3A per ASTM F1941.
- Material Test Reports: (If applicable) The MTR must have documented lot traceability, including full chemical and mechanical figures, to the specification(s) above.

Fastenal Product Standard: FNL.MS.OVSL.Z

Machine Screw. Oval Slotted. Zinc:

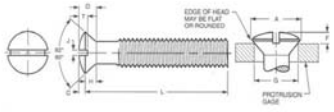

Nominal Size or Basic Screw Diameter		L	A		H	C	O	J		T		F		G
		Length	Head Diameter		Head Side Height	Head Crown Height	Total Head Height	Slot Width		Slot Depth		Protrusion Above Gaging Diameter		Gaging Diameter
			Max	Min	Ref	Ref	Ref	Max	Min	Max	Min	Max	Min	
00	0.0470	—	0.087	0.080	0.028	0.014	0.042	0.017	0.010	0.023	0.016	—	—	—
0	0.0600	1/8	0.112	0.096	0.035	0.021	0.056	0.023	0.016	0.030	0.025	0.047	0.031	0.078
1	0.0730	1/8	0.137	0.120	0.043	0.025	0.068	0.026	0.019	0.038	0.031	0.053	0.035	0.101
2	0.0860	1/8	0.162	0.144	0.051	0.029	0.080	0.031	0.023	0.045	0.037	0.058	0.039	0.124
3	0.0990	1/8	0.187	0.167	0.059	0.033	0.092	0.035	0.027	0.052	0.043	0.064	0.044	0.148
4	0.1120	3/16	0.212	0.191	0.067	0.037	0.104	0.039	0.031	0.059	0.049	0.069	0.048	0.172
5	0.1250	3/16	0.237	0.215	0.075	0.041	0.116	0.043	0.035	0.067	0.055	0.075	0.053	0.196
6	0.1380	3/16	0.262	0.238	0.083	0.045	0.128	0.048	0.039	0.074	0.060	0.080	0.057	0.220
8	0.1640	1/4	0.312	0.285	0.100	0.052	0.152	0.054	0.045	0.088	0.072	0.091	0.066	0.267
10	0.1900	5/16	0.362	0.333	0.116	0.060	0.176	0.060	0.050	0.103	0.084	0.102	0.075	0.313
12	0.2160	3/8	0.412	0.380	0.132	0.068	0.200	0.067	0.056	0.117	0.096	0.113	0.084	0.362
1/4	0.2500	7/16	0.477	0.442	0.153	0.079	0.232	0.075	0.064	0.136	0.112	0.129	0.095	0.424
5/16	0.3125	1/2	0.597	0.556	0.191	0.099	0.290	0.084	0.072	0.171	0.141	0.155	0.117	0.539
3/8	0.3750	9/16	0.717	0.670	0.230	0.117	0.347	0.094	0.081	0.206	0.170	0.182	0.139	0.653
7/16	0.4375	5/8	0.760	0.715	0.223	0.122	0.345	0.094	0.081	0.210	0.174	0.195	0.150	0.690
1/2	0.5000	3/4	0.815	0.765	0.223	0.131	0.354	0.106	0.091	0.216	0.176	0.212	0.163	0.739
9/16	0.5625	—	0.932	0.878	0.260	0.150	0.410	0.118	0.102	0.250	0.207	0.239	0.184	0.851
5/8	0.6250	—	1.050	0.990	0.298	0.169	0.467	0.133	0.116	0.285	0.235	0.266	0.206	0.962
3/4	0.7500	—	1.285	1.215	0.372	0.206	0.578	0.149	0.131	0.353	0.293	0.318	0.240	1.186

*Dimension L and lengths shorter than Dimension L shall have undercut heads.

Specification Requirements:

- Standard: ASME B18.6.3
- Drive Style: Slotted
- Material & Mechanical Properties: Carbon Steel, 60,000 PSI Min. Tensile
- Thread requirements: ANSI B1.1 UNC & UNF Class 2A. [Fastenal will inspect and Accept parts with a 1A no-go gauge]
- Coating: Fe/Zn 3A per ASTM F1941
- Material Test Reports: (If applicable) Must be available and have documented lot traceability, including full chemical and mechanical figures, to the specification(s) above.

FASTENER STANDARDS

Machine Screws

Fastenal Product Standard: FNL.MS.OPH.Z

Oval Head Machine Screws, Cross Recessed, Zinc Plated

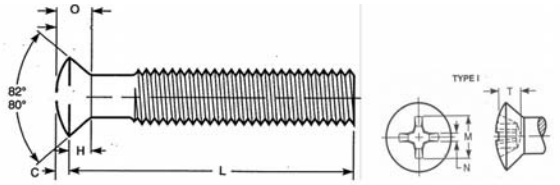

Size	A Head Diameter Max.	A Head Diameter Min.	H Head Side Hgt. Ref.	C Head Crown Hgt Ref.	O Total Head Height Ref.	M Recess Dia. Ref.	T Recess Depth Ref.	N Recess Width Ref.
0	.112	.096	.035	.021	.056	.068	.036	.014
1	.137	.120	.043	.025	.068	.070	.039	.015
2	.162	.144	.051	.029	.080	.106	.060	.018
3	.187	.167	.059	.033	.092	.118	.072	.019
4	.212	.191	.067	.037	.104	.130	.086	.019
5	.237	.215	.075	.041	.116	.152	.073	.028
6	.262	.238	.083	.045	.128	.172	.092	.030
8	.312	.285	.100	.052	.152	.186	.107	.031
10	.362	.333	.116	.060	.176	.202	.125	.033
12	.412	.380	.132	.068	.200	.264	.140	.038
1/4	.477	.442	.153	.079	.232	.284	.160	.040
5/16	.597	.556	.191	.099	.290	.384	.226	.065
3/8	.717	.670	.230	.117	.347	.404	.245	.068
7/16	.760	.715	.223	.122	.345	.416	.257	.070
1/2	.815	.765	.223	.131	.354	.430	.271	.071
9/16	.932	.878	.260	.150	.410	.462	.304	.075
5/8	1.050	.990	.298	.169	.467	.580	.340	.081
3/4	1.285	1.215	.372	.206	.578	.642	.406	.088

Specification Requirements:

- Standard: ASME B18.6.3
- Drive Style: Cross Recessed, Type 1
- Material: Carbon Steel.
- Thread requirements: ANSI B1.1 UNC & UNF Class 2A. (Fastenal will inspect and accept parts with a 1A no-go gauge)
- Coating: Fe/Zn 3A per ASTM F1941.
- Material Test Reports: (If applicable) The MTR must have documented lot traceability, including full chemical and mechanical figures, to the specification(s) above.

Fastenal Product Standard: FNL.MS.BSL.Z

Machine Screw, Binding Slotted, Zinc:

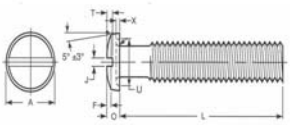

Size	A Head Dia. Max.	A Head Dia. Min.	F Height of Head Oval Height Max.	F Height of Head Oval Height Min.	O Total Height Max.	O Total Height Min.	J Width of Slot Max.	J Width of Slot Min.	T Depth of Slot Max.	T Depth of Slot Min.
2	0.181	0.171	0.018	0.013	0.050	0.043	0.031	0.023	0.030	0.020
3	0.208	0.197	0.022	0.016	0.059	0.052	0.035	0.027	0.036	0.025
4	0.235	0.223	0.025	0.018	0.068	0.061	0.039	0.031	0.042	0.030
5	0.263	0.249	0.029	0.021	0.078	0.069	0.043	0.035	0.048	0.035
6	0.290	0.275	0.032	0.024	0.087	0.078	0.048	0.039	0.053	0.040
8	0.344	0.326	0.039	0.029	0.105	0.095	0.054	0.045	0.065	0.050
10	0.399	0.378	0.045	0.034	0.123	0.112	0.060	0.050	0.077	0.060
12	0.454	0.430	0.052	0.039	0.141	0.130	0.067	0.056	0.089	0.070
1/4	0.513	0.498	0.061	0.046	0.165	0.152	0.075	0.064	0.105	0.084
5/16	0.656	0.622	0.077	0.059	0.209	0.194	0.084	0.072	0.134	0.108
3/8	0.788	0.746	0.094	0.071	0.253	0.235	0.094	0.081	0.163	0.132

Note: Unless otherwise specified, binding head machine screws supplied to Fastenal will not have an undercut.

Specification Requirements:

- Standard: ASME B18.6.3
- Drive Style: Slotted
- Material: Carbon Steel, 60,000 PSI Min. Tensile
- Thread requirements: ANSI B1.1 UNC & UNF Class 2A. (Fastenal will inspect and accept parts with a 1A no-go gauge)
- Coating: Fe/Zn 3A per ASTM F1941.
- Material Test Reports: (If applicable) The MTR must have documented lot traceability, including full chemical and mechanical figures, to the specification(s) above.

Fastenal Product Standard: FNL.MS.FISL.Z

Machine Screw, Fillister Slotted, Zinc Plated

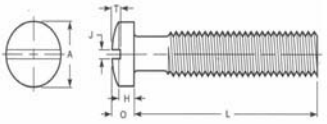

Nominal Size or Basic Screw Diameter		A Head Diameter Max	A Head Diameter Min	H Head Side Height Max	H Head Side Height Min	O Total Head Height Max	O Total Head Height Min	J Slot Width Max	J Slot Width Min	T Slot Depth Max	T Slot Depth Min
0000	0.0210	0.038	0.032	0.019	0.011	0.025	0.015	0.008	0.004	0.012	0.006
000	0.0340	0.059	0.053	0.029	0.021	0.035	0.027	0.012	0.006	0.017	0.011
00	0.0470	0.082	0.072	0.037	0.028	0.047	0.039	0.017	0.010	0.022	0.015
0	0.0600	0.096	0.083	0.043	0.038	0.055	0.047	0.023	0.016	0.025	0.015
1	0.0730	0.118	0.104	0.053	0.045	0.066	0.058	0.026	0.019	0.031	0.020
2	0.0860	0.140	0.124	0.062	0.053	0.083	0.066	0.031	0.023	0.037	0.025
3	0.0990	0.161	0.145	0.070	0.061	0.095	0.077	0.035	0.027	0.043	0.030
4	0.1120	0.183	0.166	0.079	0.069	0.107	0.088	0.039	0.031	0.048	0.035
5	0.1250	0.205	0.187	0.088	0.078	0.120	0.100	0.043	0.035	0.054	0.040
6	0.1380	0.226	0.208	0.096	0.086	0.132	0.111	0.048	0.039	0.060	0.045
8	0.1640	0.270	0.250	0.113	0.102	0.156	0.133	0.054	0.045	0.071	0.054
10	0.1900	0.313	0.292	0.130	0.118	0.180	0.156	0.060	0.050	0.083	0.064
12	0.2160	0.357	0.334	0.148	0.134	0.205	0.178	0.067	0.056	0.094	0.074
1/4	0.2500	0.414	0.389	0.170	0.155	0.237	0.207	0.075	0.064	0.109	0.087
5/16	0.3125	0.518	0.490	0.211	0.194	0.295	0.262	0.084	0.072	0.137	0.110
3/8	0.3750	0.622	0.590	0.253	0.233	0.355	0.315	0.094	0.081	0.164	0.133
7/16	0.4375	0.625	0.589	0.265	0.242	0.368	0.321	0.094	0.081	0.170	0.135
1/2	0.5000	0.750	0.710	0.297	0.273	0.412	0.362	0.106	0.091	0.190	0.151
9/16	0.5625	0.812	0.768	0.336	0.308	0.466	0.410	0.118	0.102	0.214	0.172
5/8	0.6250	0.875	0.827	0.375	0.345	0.521	0.461	0.133	0.116	0.240	0.193
3/4	0.7500	1.000	0.945	0.441	0.406	0.612	0.542	0.149	0.131	0.281	0.226

Specification Requirements:

- Standard: ASME B18.6.3
- Drive Style: Slotted
- Material: Carbon Steel, 60,000 PSI Min. Tensile
- Thread requirements: ANSI B1.1 UNC & UNF Class 2A. [Fastenal will inspect and Accept parts with a 1A no-go gauge]
- Coating: Fe/Zn 3A per ASTM F1941.
- Material Test Reports: (If applicable) Must be available and have documented lot traceability, including full chemical and mechanical figures, to the specification(s) above.

Fastenal Product Standard: FNL.MS.HWSL.Z

Hex Washer Head Machine Screws, Slotted, Zinc Plated

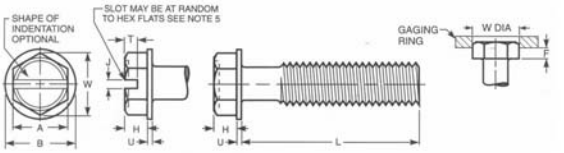

Nominal Size or Basic Screw Diameter		A Width Across Flats Max	A Width Across Flats Min	W Width Across Corners Min	H Head Height Max	H Head Height Min	B Washer Diameter Max	B Washer Diameter Min	U Washer Thickness Max	U Washer Thickness Min	J Slot Width Max	J Slot Width Min	T Slot Depth Max	T Slot Depth Min	F Protrusion Beyond Gaging Ring Min
2	0.0860	0.125	0.120	0.134	0.050	0.040	0.166	0.154	0.016	0.010	—	—	—	—	0.024
3	0.0990	0.125	0.120	0.134	0.055	0.044	0.177	0.163	0.016	0.010	—	—	—	—	0.026
4	0.1120	0.188	0.181	0.202	0.060	0.049	0.243	0.225	0.019	0.011	0.039	0.031	0.042	0.025	0.029
5	0.1250	0.188	0.181	0.202	0.070	0.058	0.260	0.240	0.025	0.015	0.043	0.035	0.049	0.030	0.035
6	0.1380	0.250	0.244	0.272	0.093	0.080	0.328	0.302	0.025	0.015	0.048	0.039	0.053	0.033	0.048
8	0.1640	0.250	0.244	0.272	0.110	0.096	0.348	0.322	0.031	0.019	0.054	0.045	0.074	0.052	0.058
10	0.1900	0.312	0.305	0.340	0.120	0.105	0.414	0.384	0.031	0.019	0.060	0.050	0.080	0.057	0.063
12	0.2160	0.312	0.305	0.340	0.155	0.139	0.432	0.398	0.039	0.022	0.067	0.056	0.103	0.077	0.083
1/4	0.2500	0.375	0.367	0.409	0.190	0.172	0.520	0.480	0.050	0.030	0.075	0.064	0.111	0.083	0.103
5/16	0.3125	0.500	0.489	0.545	0.230	0.208	0.676	0.624	0.055	0.035	0.084	0.072	0.134	0.100	0.125
3/8	0.3750	0.562	0.551	0.614	0.295	0.270	0.780	0.720	0.063	0.037	0.094	0.081	0.168	0.131	0.162

Specification Requirements:

- Standard: ASME B18.6.3
- Drive Style: Slotted hex washer
- Material: Carbon Steel.
- Thread requirements: ANSI B1.1 UNC & UNF Class 2A. (Fastenal will inspect and accept parts with a 1A no-go gauge)
- Coating: Fe/Zn 3A per ASTM F1941.
- Material Test Reports: (If applicable) The MTR must have documented lot traceability, including full chemical and mechanical figures, to the specification(s) above.

Machine Screws, Wood Screws

Fastenal Product Standard: FNL.MS.FSQ.Z

Machine Screw, Square Flat Head, Zinc Plated

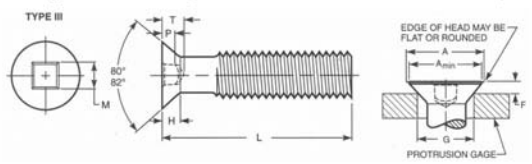

Nominal Size or Basic Screw Diameter		M	T	Recess Size	P		F		G
		Recess Across Flats	Recess Depth		Recess Penetration Gaging Depth		Protrusion Above Gaging Diameter		Gaging Diameter
		Ref	Ref		Max	Min	Max	Min	
2	0.0860	0.050	0.057	00	0.033	0.028	0.029	0.017	0.124
3	0.0990	0.070	0.066	0	0.038	0.028	0.031	0.018	0.148
4	0.1120	0.070	0.066	0	0.038	0.028	0.032	0.019	0.172
5	0.1250	0.091	0.096	1S	0.055	0.040	0.034	0.020	0.196
6	0.1380	0.091	0.096	1S	0.055	0.040	0.036	0.021	0.220
8	0.1640	0.112	0.115	2S	0.063	0.048	0.039	0.023	0.267
10	0.1900	0.112	0.127	2R	0.075	0.060	0.042	0.025	0.313
12	0.2160	0.133	0.158	3R	0.095	0.080	0.045	0.027	0.362
1/4	0.2500	0.133	0.158	3R	0.095	0.080	0.050	0.029	0.424
5/16	0.3125	0.191	0.194	4R	0.100	0.085	0.057	0.034	0.539
3/8	0.3750	0.191	0.194	4R	0.100	0.085	0.065	0.039	0.653

Specification Requirements:

- Standard: ASME B18.6.3
- Drive Style: Square Recessed, Type III
- Material & Mechanical Properties: Carbon Steel, 60,000 PSI Min. Tensile
- Thread requirements: ANSI B1.1 UNC & UNF Class 2A. [Fastenal will inspect and Accept parts with a 1A no-go gauge]
- Coating: Fe/Zn 3A per ASTM F1941.
- Material Test Reports: (If applicable) Must be available and have documented lot traceability, including full chemical and mechanical figures, to the specification(s) above.

Fastenal Product Standard: FNL.MS.FSL.P

Machine Screws, Slotted Flat Head, Plain

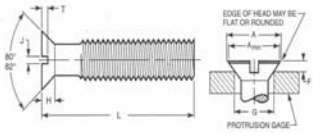

Nominal Size or Basic Screw Diameter		L	A		H	J		T		F		G
		Length	Head Dia		Head Height	Slot Width		Slot Depth		Protrusion Above Gaging Dia		Gaging Dia
			Max	Min	Ref	Max	Min	Max	Min	Max	Min	
0000	0.0210	—	0.040	0.035	0.011	0.008	0.004	0.007	0.003	—	—	—
000	0.0340	—	0.060	0.055	0.016	0.011	0.007	0.009	0.005	—	—	—
00	0.0470	—	0.087	0.080	0.028	0.017	0.010	0.014	0.009	—	—	—
0	0.0600	1/8	0.112	0.096	0.035	0.023	0.016	0.015	0.010	0.026	0.016	0.078
1	0.0730	1/8	0.137	0.120	0.043	0.026	0.019	0.019	0.012	0.028	0.016	0.101
2	0.0860	1/8	0.162	0.144	0.051	0.031	0.023	0.023	0.015	0.029	0.017	0.124
3	0.0990	1/8	0.187	0.167	0.059	0.035	0.027	0.027	0.017	0.031	0.018	0.148
4	0.1120	3/16	0.212	0.191	0.067	0.039	0.031	0.030	0.020	0.032	0.019	0.172
5	0.1250	3/16	0.237	0.215	0.075	0.043	0.035	0.034	0.022	0.034	0.020	0.196
6	0.1380	3/16	0.262	0.238	0.083	0.048	0.039	0.038	0.024	0.036	0.021	0.220
8	0.1640	1/4	0.312	0.285	0.100	0.054	0.045	0.045	0.029	0.039	0.023	0.267
10	0.1900	5/16	0.362	0.333	0.116	0.060	0.050	0.053	0.034	0.042	0.025	0.313
12	0.2160	3/8	0.412	0.380	0.132	0.067	0.056	0.060	0.039	0.045	0.027	0.362
1/4	0.2500	7/16	0.477	0.442	0.153	0.075	0.064	0.070	0.046	0.050	0.029	0.424
5/16	0.3125	1/2	0.597	0.556	0.191	0.084	0.072	0.088	0.058	0.057	0.034	0.539
3/8	0.3750	9/16	0.717	0.670	0.230	0.094	0.081	0.106	0.070	0.065	0.039	0.653
7/16	0.4375	5/8	0.760	0.715	0.223	0.094	0.081	0.103	0.066	0.073	0.044	0.690
1/2	0.5000	3/4	0.815	0.765	0.223	0.106	0.091	0.103	0.065	0.081	0.049	0.739
9/16	0.5625	—	0.932	0.878	0.260	0.118	0.102	0.120	0.077	0.089	0.053	0.851
5/8	0.6250	—	1.050	0.990	0.298	0.133	0.116	0.137	0.088	0.097	0.058	0.962
3/4	0.7500	—	1.285	1.215	0.372	0.149	0.131	0.171	0.111	0.112	0.067	1.186

Specification Requirements:

- Standard: ASME B18.6.3
- Drive Style: Slotted
- Material & Mechanical Properties: Carbon Steel, 60,000 PSI min. tensile
- Thread requirements: ANSI B1.1 UNC & UNF Class 2A. [Fastenal will inspect and accept parts with a 1A no-go gauge]
- Coating: Light protective oil
- Material Test Reports: (If applicable) Must be available and have documented lot traceability, including full chemical and mechanical figures, to the specification(s) above.

Fastenal Product Standard: FNL.WS.FSL.Z

Wood Screw, Flat Countersunk Head, Slotted, Zinc Plated

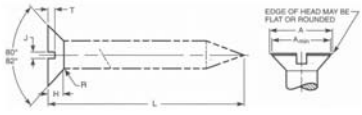

Nominal Size or Basic Screw Diameter		A		H	J		T		R
		Head Diameter		Head Height	Slot Width		Slot Depth		Fillet Radius
		Max, Edge Sharp	Min, Edge Rounded or Flat	Ref	Max	Min	Max	Min	Max
0	0.060	0.119	0.099	0.035	0.023	0.016	0.015	0.010	0.031
1	0.073	0.146	0.123	0.043	0.026	0.019	0.019	0.012	0.031
2	0.086	0.172	0.147	0.051	0.031	0.023	0.023	0.015	0.031
3	0.099	0.199	0.171	0.059	0.035	0.027	0.027	0.017	0.031
4	0.112	0.225	0.195	0.067	0.039	0.031	0.030	0.020	0.031
5	0.125	0.252	0.220	0.075	0.043	0.035	0.034	0.022	0.062
6	0.138	0.279	0.244	0.083	0.048	0.039	0.038	0.024	0.062
7	0.151	0.305	0.268	0.091	0.048	0.039	0.041	0.027	0.062
8	0.164	0.332	0.292	0.100	0.054	0.045	0.045	0.029	0.062
9	0.177	0.358	0.316	0.108	0.054	0.045	0.049	0.032	0.062
10	0.190	0.385	0.340	0.116	0.060	0.050	0.053	0.034	0.062
12	0.216	0.438	0.389	0.132	0.067	0.056	0.060	0.039	0.062
14	0.242	0.507	0.452	0.153	0.075	0.064	0.070	0.046	0.093
16	0.268	0.544	0.485	0.164	0.075	0.064	0.075	0.049	0.093
18	0.294	0.635	0.568	0.191	0.084	0.072	0.083	0.054	0.093
20	0.320	0.650	0.582	0.196	0.084	0.072	0.090	0.059	0.093
24	0.372	0.762	0.685	0.230	0.094	0.081	0.106	0.070	0.093

Specification Requirements:

- Standard: ASME B18.6.1.
- Drive Style: Slotted
- Material: Carbon Steel.
- Thread requirements: Rolled Thread Screws per ASME B18.6.1.
- Finish: Fe/Zn 3A per ASTM F1941.
- Material Test Reports: (If applicable) The MTR must have documented lot traceability, including full chemical and mechanical figures, to the specification(s) above.

Fastenal Product Standard: FNL.WS.FPH.Z

Wood Screw, Flat Countersunk Head, Cross Recessed, Zinc Plated

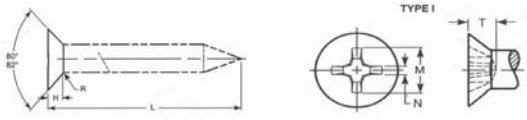

Size	A		H	R	M		T		N
	Head Diameter		Head Height	Fillet Radius	Phillips Recess Dia.		Recess Depth		Recess Width
	Max, Edge Sharp	Min, Edge Rounded or Flat	Ref.	Max.	Max.	Min.	Max.	Min.	Min.
0	.119	.099	.035	.031	.069	.056	.043	.027	.014
1	.146	.123	.043	.031	.077	.064	.051	.035	.015
2	.172	.147	.051	.031	.102	.089	.063	.047	.017
3	.199	.171	.059	.031	.107	.094	.068	.052	.018
4	.225	.195	.067	.031	.128	.115	.089	.073	.018
5	.252	.220	.075	.062	.154	.141	.086	.063	.027
6	.279	.244	.083	.062	.174	.161	.106	.083	.029
7	.305	.268	.091	.062	.189	.176	.121	.098	.030
8	.332	.292	.100	.062	.204	.191	.136	.113	.032
9	.358	.316	.108	.062	.214	.201	.146	.123	.033
10	.385	.340	.116	.062	.258	.245	.146	.123	.034
12	.438	.389	.132	.062	.283	.270	.171	.148	.036
14	.507	.452	.153	.093	.283	.270	.171	.148	.036
16	.544	.485	.164	.093	.303	.290	.191	.168	.039
18	.635	.568	.191	.093	.365	.352	.216	.194	.061
20	.650	.582	.196	.093	.378	.365	.230	.208	.062
24	.762	.685	.230	.093	.393	.380	.245	.223	.065

Specification Requirements:

- Standard: ASME B18.6.1.
- Drive Style: Cross Recessed, Type 1
- Material: Carbon Steel.
- Thread requirements: Rolled Thread Screws per ASME B18.6.1.
- Finish: Fe/Zn 3A per ASTM F1941.
- Material Test Reports: (If applicable) The MTR must have documented lot traceability, including full chemical and mechanical figures, to the specification(s) above.

FASTENER STANDARDS

Wood Screws, Sheet Metal Screws

Fastenal Product Standard: FNL.WS.FSQ.Z

Wood Screw, Flat Countersunk Head Square Drive, Zinc Plated

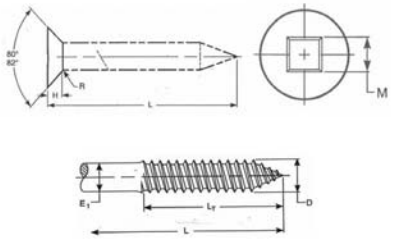

Size	A Head Diameter		H Head Height	R Fillet Radius	M Square Recess Diameter	T Recess Depth		D Thread Major Diameter		E1 Body Diameter	
	Max, Edge Sharp	Min, Edge Rounded or Flat	Ref.	Max.	Ref.	Max.	Min.	Max.	Min.	Max.	Min.
0	.119	.099	.035	.031	-	.043	.027	.064	.053	.055	.044
1	.146	.123	.043	.031	-	.051	.035	.077	.066	.066	.055
2	.172	.147	.051	.031	.050	.063	.047	.090	.079	.075	.064
3	.199	.171	.059	.031	.070	.068	.052	.103	.092	.086	.075
4	.225	.195	.067	.031	.070	.089	.073	.116	.105	.095	.084
5	.252	.220	.075	.062	.091	.086	.063	.129	.118	.107	.096
6	.279	.244	.083	.062	.091	.106	.083	.142	.131	.118	.107
7	.305	.268	.091	.062	-	.121	.098	.155	.144	.127	.116
8	.332	.292	.100	.062	.112	.136	.113	.168	.157	.136	.125
9	.358	.316	.108	.062	-	.146	.123	.181	.170	.147	.136
10	.385	.340	.116	.062	.112	.146	.123	.194	.183	.157	.146
12	.438	.389	.132	.062	.133	.171	.148	.220	.209	.176	.165
14	.507	.452	.153	.093	-	.171	.148	.246	.235	.201	.190
16	.544	.485	.164	.093	-	.191	.168	.272	.261	.214	.203
18	.635	.568	.191	.093	-	.216	.194	.298	.287	.237	.226
20	.650	.582	.196	.093	-	.230	.208	.324	.313	.260	.249
24	.762	.685	.230	.093	-	.245	.223	.376	.365	.303	.292

Specification Requirements:

- Standard: ASME B18.6.1.
- Drive Style: Square
- Material: Carbon Steel.
- Thread requirements: Rolled Thread Screws per ASME B18.6.1.
- Finish: Fe/Zn 3A per ASTM F1941.
- Material Test Reports: (If applicable) The MTR must have documented lot traceability, including full chemical and mechanical figures, to the specification(s) above.

Fastenal Product Standard: FNL.WS.RSL.Z

Wood Screw, Round Head, Slotted, Zinc Plated

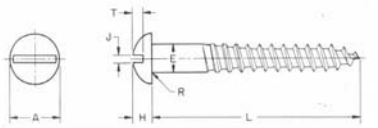

Size	E Body Diameter		A Head Diameter		H Head Height		J Slot Width		T Slot Depth		R Fillet Radius	Thread Major Diameter	
	Max.	Min.	Max.	Min.	Max.	Min.	Max.	Min.	Max.	Min.	Max.	Max.	Min.
0-32	.055	.044	.113	.099	.053	.043	.023	.016	.039	.029	.016	.064	.053
1-28	.066	.055	.138	.122	.061	.051	.026	.019	.044	.033	.016	.077	.066
2-26	.075	.064	.162	.146	.069	.059	.031	.023	.048	.037	.016	.090	.079
3-24	.086	.075	.187	.169	.078	.067	.035	.027	.053	.040	.016	.103	.092
4-22	.095	.084	.211	.193	.086	.075	.039	.031	.058	.044	.016	.116	.105
5-20	.107	.096	.236	.217	.095	.083	.043	.035	.063	.047	.031	.129	.118
6-18	.118	.107	.260	.240	.103	.091	.048	.039	.068	.051	.031	.142	.131
7-16	.127	.116	.285	.264	.111	.099	.048	.039	.072	.055	.031	.155	.144
8-15	.136	.125	.309	.287	.120	.107	.054	.045	.077	.058	.031	.168	.157
9-14	.147	.136	.334	.311	.128	.115	.054	.045	.082	.062	.031	.181	.170
10-13	.157	.146	.359	.334	.137	.123	.060	.050	.087	.065	.031	.194	.183
12-11	.176	.165	.408	.382	.153	.139	.067	.056	.096	.073	.031	.220	.209
14-10	.201	.190	.457	.429	.170	.155	.075	.064	.106	.080	.046	.246	.235
16-9	.214	.203	.506	.476	.187	.171	.075	.064	.115	.087	.046	.272	.261
18-8	.237	.226	.555	.523	.204	.187	.084	.072	.125	.094	.046	.298	.287
20-8	.260	.249	.604	.570	.220	.203	.084	.072	.134	.101	.046	.324	.313
24-7	.303	.292	.702	.664	.254	.235	.094	.081	.154	.116	.046	.376	.365

Specification Requirements:

- Dimensions: ASME B18.6.1.
- Drive Style: Slotted
- Material: Carbon Steel.
- Thread Requirements: Rolled thread screws per ASME B18.6.1.
- Finish: Fe/Zn 3A per ASTM F1941.
- Material Test Reports: (If applicable) The MTR must have documented lot traceability, including full chemical and mechanical figures, to the specification(s) above.

Fastenal Product Standard: FNL.WS.RPH.Z

Wood Screw, Round Head, Cross Recessed, Zinc Plated

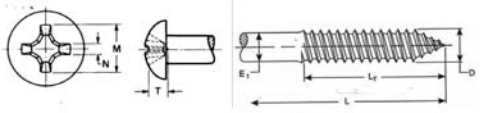

Size	E1 Body Diameter		A Head Diameter		H Head Height		M Recess Diameter		T Recess Depth		N Recess Width	D Thread Major Diameter	
	Max.	Min.	Max.	Min.	Max.	Min.	Max.	Min.	Max.	Min.	Min.	Max.	Min.
0-32	.055	.044	.113	.099	.053	.043	.073	.060	.042	.022	.014	.064	.053
1-28	.066	.055	.138	.122	.061	.051	.082	.069	.052	.033	.015	.077	.066
2-26	.075	.064	.162	.146	.069	.059	.114	.101	.064	.042	.018	.090	.079
3-24	.086	.075	.187	.169	.078	.067	.122	.109	.073	.052	.019	.103	.092
4-22	.095	.084	.211	.193	.086	.075	.130	.117	.083	.063	.019	.116	.105
5-20	.107	.096	.236	.217	.095	.083	.154	.141	.074	.046	.027	.129	.118
6-18	.118	.107	.260	.240	.103	.091	.162	.149	.084	.056	.027	.142	.131
7-16	.127	.116	.285	.264	.111	.099	.170	.157	.092	.066	.028	.155	.144
8-15	.136	.125	.309	.287	.120	.107	.178	.165	.101	.075	.030	.168	.157
9-14	.147	.136	.334	.311	.128	.115	.186	.173	.110	.084	.030	.181	.170
10-13	.157	.146	.359	.334	.137	.123	.195	.182	.119	.093	.031	.194	.183
12-11	.176	.165	.408	.382	.153	.139	.249	.236	.125	.099	.032	.220	.209
14-10	.201	.190	.457	.429	.170	.155	.265	.252	.142	.116	.034	.246	.235
16-9	.214	.203	.506	.476	.187	.171	.281	.268	.159	.136	.038	.272	.261
18-8	.237	.226	.555	.523	.204	.187	.339	.326	.176	.151	.057	.298	.287
20-8	.260	.249	.604	.570	.220	.203	.356	.343	.194	.168	.059	.324	.313
24-7	.303	.292	.702	.664	.254	.235	.387	.374	.228	.202	.064	.376	.365

Specification Requirements:

- Dimensions: ASME B18.6.1.
- Drive Style: Cross Recessed, Type 1
- Material: Carbon Steel.
- Thread Requirements: Rolled thread screws per ASME B18.6.1.
- Finish: Fe/Zn 3A per ASTM F1941.
- Material Test Reports: (If applicable) The MTR must have documented lot traceability, including full chemical and mechanical figures, to the specification(s) above.

Fastenal Product Standard: FNL.SMS.HWSL.Z

Sheet Metal Screw, Hex Washer Head, Cross Recessed Drive, Zinc Plated

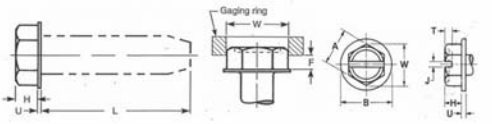

Size	A W.A.F.		W W.A.C.	H Head Height		B Washer Dia.		U Washer Thick.		F Protrusion	J Slot Width		T Slot Depth	
	Max.	Min.	Min.	Max.	Min.	Max.	Min.	Max.	Min.	Min.	Max.	Min.	Max.	Min.
2	.125	.120	.134	.050	.040	.166	.154	.016	.010	.024	-	-	-	-
3	.125	.120	.134	.055	.044	.177	.163	.016	.010	.026	-	-	-	-
4	.188	.181	.202	.060	.049	.243	.225	.019	.011	.029	.039	.031	.042	.025
5	.188	.181	.202	.070	.058	.260	.240	.025	.015	.035	.043	.035	.049	.030
6	.250	.244	.272	.093	.080	.328	.302	.025	.015	.048	.048	.039	.053	.033
7	.250	.244	.272	.093	.080	.328	.302	.029	.017	.048	.048	.039	.062	.040
8	.250	.244	.272	.110	.096	.348	.322	.031	.019	.058	.054	.045	.074	.052
10	.312	.305	.340	.120	.105	.414	.384	.031	.019	.063	.060	.050	.080	.057
12	.312	.305	.340	.155	.139	.432	.398	.039	.022	.083	.067	.056	.103	.077
14	.375	.367	.409	.190	.172	.520	.480	.050	.030	.103	-	-	-	-
1/4	.375	.367	.409	.190	.172	.520	.480	.050	.030	.103	.075	.064	.111	.083
5/16	.500	.489	.545	.230	.208	.676	.624	.055	.035	.125	.084	.072	.134	.100
20	.500	.489	.545	.230	.208	.676	.624	.055	.035	.125	-	-	-	-
24	.562	.551	.614	.295	.270	.780	.720	.063	.037	.162	-	-	-	-
3/8	.562	.551	.614	.295	.270	.780	.720	.063	.037	.162	.094	.081	.168	.131
7/16	.625	.610	.682	.348	.321	.870	.790	.073	.043	.193	-	-	-	-
1/2	.750	.735	.820	.400	.367	1.040	.960	.085	.050	.220	-	-	-	-

Specification Requirements:

- Dimensions: ASME B18.6.4.
- Drive Style: Slotted
- Material: Carbon Steel per SAE J933
- Mechanical Requirements: SAE J933.
- Thread requirements: Rolled Thread Screws per ASME B18.6.4, Type A.
- Coating: Fe/Zn 3A per ASTM F1941
- Material Test Reports: The MTR must have documented lot traceability, including full chemical and mechanical figures, to the specification(s) above.

Sheet Metal Screws

Fastenal Product Standard: FNL.SMS.SPDPT.Z

Sheet Metal Screws, Speed Point, Hex Washer Head, Zinc Plated

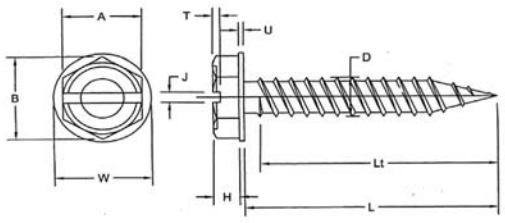

25° to 30° Single Lead Point.

Size	Head								Slot				Thread		Torsional In lbs.
	A		B	H		W		U	J		T		D		
	Min.	Max.	Min.	Min.	Max.	Min.	Max.	Min.	Max.	Min.	Max.	Min.	Max.	Min.	Max.	Min.
6-18	.244	.250	.272	.080	.092	.302	.328	.014	.025	.038	.048	.033	.053	.133	.141	25
7-16	.244	.250	.272	.080	.092	.302	.328	.016	.029	.038	.048	.040	.061	.147	.157	31
8-15	.244	.250	.272	.096	.109	.322	.348	.018	.031	.044	.053	.051	.074	.161	.169	40
10-12	.244	.250	.272	.105	.120	.383	.414	.018	.031	.050	.059	.057	.079	.185	.194	57

L	Lt
L≤2"	Full Thread
2"<L≤3"	Lt = 2" +.078"/ - 0.0
L>3"	Lt= 2 1/2" +.078"/-0.0

L	Tolerance on Length
L<1"	+/-0.03"
1"<L≤2"	+/-0.05"
2"<L≤3"	+/-0.06"
3"<L≤6"	+/-0.079"

Specification Requirements:

- Dimensions: See dimensions above.
- Drive Style: Slotted hex washer head.
- Material: Carbon steel.
- Mechanical Requirements: Case Hardened: HRC 52 to 61 to a minimum case depth of .003". Core Hardness: HRC 36 to 46.
- Coating: Fe/Zn 3A per ASTM F1941.
- Material Test Reports: (If applicable) The MTR must have documented lot traceability, including full chemical and mechanical figures, to the specification(s) above.

Fastenal Product Standard: FNL.SMS.PSL.Z

Sheet Metal Screw, Pan Head Slotted Drive, Zinc Plated

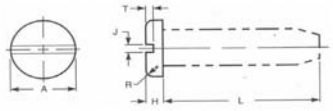

Size	A		H		R	J		T		M	P	
	Head Diameter		Head Height		Head Radius	Slot Width		Slot Depth		Recess Across Flats	Square Drive Penetration Gaging Depth	
	Max.	Min.	Max.	Min.	Max.	Max.	Min.	Max.	Min.	Ref.	Max.	Min.
0	.116	.104	.039	.031	.020	.023	.016	.022	.014	-	-	-
1	.142	.130	.046	.038	.0255	.026	.019	.027	.018	-	-	-
2	.167	.155	.053	.045	.035	.031	.023	.031	.022	-	-	-
3	.193	.180	.060	.051	.037	.035	.027	.036	.026	.070	.038	.028
4	.219	.205	.068	.058	.042	.039	.031	.040	.030	.070	.038	.028
5	.245	.231	.075	.065	.044	.043	.035	.045	.034	.091	.065	.050
6	.270	.256	.082	.072	.046	.048	.039	.050	.037	.091	.065	.050
7	.296	.281	.089	.079	.049	.048	.0369	.054	.041	-	-	-
8	.322	.306	.096	.085	.052	.054	.045	.058	.045	.112	.075	.060
10	.373	.357	.110	.099	.061	.060	.050	.068	.053	.112	.075	.060
12	.425	.407	.125	.112	.078	.067	.056	.077	.061	.133	.095	.080
14	.476	.457	.139	.126	.087	.075	.064	.085	.068	-	-	-
1/4	.492	.473	.144	.130	.087	.075	.064	.087	.070	.133	.095	.080
16	.528	.508	.153	.139	.094	.075	.064	.093	.074	-	-	-
18	.579	.558	.168	.153	.099	.084	.072	.100	.080	-	-	-
5/16	.615	.594	.178	.162	.099	.084	.072	.106	.085	.191	.100	.085
20	.631	.608	.182	.166	.121	.084	.072	.108	.087	-	-	-
24	.734	.709	.211	.193	.143	.094	.081	.123	.100	-	-	-
3/8	.740	.716	.212	.195	.143	.094	.081	.124	.100	.191	.100	.085
7/16	.863	.837	.247	.228	.153	.094	.081	.142	.116	-	-	-
1/2	.987	.958	.281	.260	.175	.106	.091	.161	.131	-	-	-

Specification Requirements:

- Dimensions: ASME B18.6.4.
- Drive Style: Slotted
- Material & Mechanical Properties: Carbon Steel per SAE J933
- Thread requirements: SAE J933
- Coating: Rolled Thread Screws per ASME B18.6.4, Type A.
- Material Test Reports: (If applicable) Fe/Zn 3A per ASTM F1941
- The MTR must have documented lot traceability, including full chemical and mechanical figures, to the specification(s) above.

Fastenal Product Standard: FNL.SMS.PPH.Z

Sheet Metal Screw, Pan Head, Cross Recessed Drive, Zinc Plated

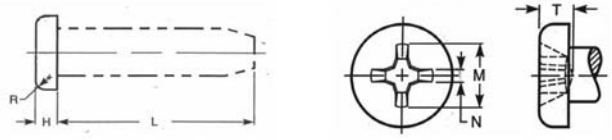

Size	A		H		R	M	T	N
	Head Diameter		Head Height		Head Radius	Recess Diameter	Recess Depth	Recess Width
	Max.	Min.	Max.	Min.	Max.	Ref.	Ref.	Ref.
0	.116	.104	.039	.031	.020	.060	.030	.013
1	.142	.130	.046	.038	.0255	.068	.035	.014
2	.167	.155	.053	.045	.035	.098	.050	.017
3	.193	.180	.060	.051	.037	.106	.059	.019
4	.219	.205	.068	.058	.042	.116	.069	.019
5	.245	.231	.075	.065	.044	.152	.070	.028
6	.270	.256	.082	.072	.046	.160	.078	.028
7	.296	.281	.089	.079	.049	.170	.088	.029
8	.322	.306	.096	.085	.052	.176	.095	.030
10	.373	.357	.110	.099	.061	.192	.112	.031
12	.425	.407	.125	.112	.078	.252	.128	.034
14	.476	.457	.139	.126	.087	.274	.148	.036
1/4	.492	.473	.144	.130	.087	.274	.148	.036
16	.528	.508	.153	.139	.094	.286	.162	.037
18	.579	.558	.168	.153	.099	.328	.166	.056
5/16	.615	.594	.178	.162	.099	.344	.181	.059
20	.631	.608	.182	.166	.121	.344	.181	.059
24	.734	.709	.211	.193	.143	.382	.222	.065
3/8	.740	.716	.212	.195	.143	.382	.222	.065
7/16	.863	.837	.247	.228	.153	.406	.246	.068
1/2	.987	.958	.281	.260	.175	.428	.268	.071

Specification Requirements:

- Dimensions: ASME B18.6.4.
- Drive Style: Cross Recessed Type 1.
- Material: Carbon Steel per SAE J933
- Mechanical & Quality Requirements: SAE J933.
- Thread requirements: Rolled Thread Screws per ASME B18.6.4, Type A.
- Coating: Fe/Zn 3A per ASTM F1941.
- Material Test Reports: (If applicable) The MTR must have documented lot traceability, including full Chemical and mechanical figures, to the specification(s) above.

Fastenal Product Standard: FNL.SMS.PSQ.Z

Sheet Metal Screw, Pan Head Square Drive, Zinc Plated

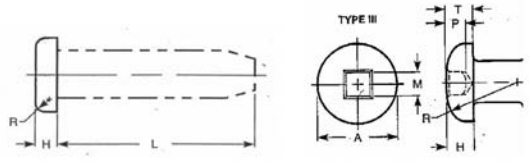

Size	A		H		R	M	T	Recess Size	P	
	Head Diameter		Head Height		Head Radius	Recess Across Flats	Recess Depth		Penetration Gaging Depth	
	Max.	Min.	Max.	Min.	Min.	Ref.	Ref.		Max.	Min.
3	.193	.180	.078	.069	0.010	0.070	0.066	0	0.038	0.028
4	.219	.205	.086	.076	0.010	0.070	0.066	0	0.038	0.028
5	.245	.231	.095	.085	0.015	0.091	0.106	1R	0.065	0.050
6	.270	.256	.103	.093	0.015	0.091	0.106	1R	0.065	0.050
8	.322	.306	.120	.110	0.015	0.112	0.127	2R	0.075	0.060
10	.373	.357	.137	.126	0.020	0.112	0.127	2R	0.075	0.060
12	.425	.407	.153	.141	0.025	0.133	0.158	3R	0.095	0.080
14	.492	.473	.175	.162	0.035	0.133	0.158	3R	0.095	0.080

Specification Requirements:

- Dimensions: ASME B18.6.4 for tapping screw dimensions. ASME B18.6.3 for square drive dimensions.
- Drive Style: Square Drive Recessed, Type III.
- Material: Carbon Steel per SAE J933
- Mechanical Requirements: SAE J933.
- Thread requirements: Rolled Thread Screws per ASME B18.6.4, Type A.
- Coating: Fe/Zn 3A per ASTM F1941.
- Material Test Reports: (If applicable) The MTR must have documented lot traceability, including full chemical and mechanical figures, to the specification(s) above.

FASTENER STANDARDS

Sheet Metal Screws

Fastenal Product Standard: FNL.SMS.OSL.Z

Sheet Metal Screw, Oval Head Slotted, Zinc Plated.

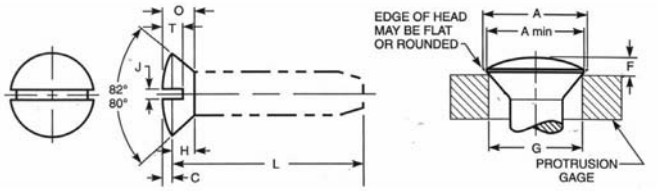

Size	L	A		H	C	O	J		T		F		G
	Length	Head Diameter		Head Side Height	Head Crown Height	Total Head Height	Slot Width		Slot Depth		Protrusion Above Gaging Diameter		Gaging Dia.
		Max.	Min.	Ref.	Ref.	Ref.	Max.	Min.	Max.	Min.	Max.	Min.	
0	3/16	.112	.096	.035	.021	.056	.023	.016	.030	.025	.047	.031	.078
1	3/16	.137	.120	.043	.025	.068	.026	.019	.038	.031	.053	.035	.101
2	3/16	.162	.144	.051	.029	.080	.031	.023	.045	.037	.058	.039	.124
3	7/32	.187	.167	.059	.033	.092	.035	.027	.052	.043	.064	.044	.148
4	1/4	.212	.191	.067	.037	.104	.039	.031	.059	.049	.069	.048	.172
5	1/4	.237	.215	.075	.041	.116	.043	.035	.067	.055	.075	.053	.196
6	5/16	.262	.238	.083	.045	.128	.048	.039	.074	.060	.080	.057	.220
7	3/8	.287	.262	.091	.049	.140	.048	.039	.081	.065	.085	.062	.243
8	7/16	.312	.285	.100	.052	.152	.054	.045	.088	.072	.091	.066	.267
10	1/2	.362	.333	.116	.060	.176	.060	.050	.103	.084	.102	.075	.313
12	9/16	.412	.380	.132	.068	.200	.067	.056+	.117	.096	.113	.084	.362
14	5/8	.462	.427	.148	.076	.224	.075	.064	.132	.108	.125	.093	.410
1/4	5/8	.477	.442	.153	.079	.232	.075	.064	.136	.112	.129	.095	.424
16	3/4	.512	.475	.164	.084	.248	.075	.064	.146	.120	.136	.102	.457
18	13/16	.561	.522	.180	.092	.272	.084	.072	.160	.132	.147	.111	.505
5/16	13/16	.597	.556	.191	.099	.290	.084	.072	.171	.141	.155	.117	.539
20	13/16	.611	.569	.196	.100	.296	.084	.072	.175	.144	.158	.120	.553
24	1	.711	.664	.228	.116	.344	.094	.081	.204	.168	.181	.138	.648
3/8	-	.717	.670	.230	.117	.347	.094	.081	.206	.170	.182	.139	.653
7/16	-	.760	.715	.223	.122	.345	.094	.081	.210	.174	.195	.150	.690
1/2	-	.815	.765	.223	.131	.354	.106	.091	.216	.176	.212	.163	.739

Specification Requirements:

- Dimensions: ASME B18.6.4.
- Drive Style: Slotted
- Material: Carbon Steel per SAE J933
- Mechanical Properties: SAE J933
- Thread requirements: Rolled Thread Screws per ASME B18.6.4, Type A.
- Coating: Fe/Zn 3A per ASTM F1941

Fastenal Product Standard: FNL.SMS.OPH.Z

Sheet Metal Screw, Oval Head, Cross Recessed Drive, Zinc Plated

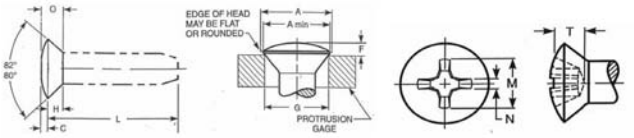

Size	L	A		H	C	O	F		G	M	T	N
	Length	Head Diameter		Head Side Height	Head Crown Height	Total Head Height	Protrusion Above Gaging Diameter		Gaging Dia.	Recess Dia.	Recess Depth	Recess Width
		Max.	Min.	Ref.	Ref.	Ref.	Max.	Min.		Ref.	Ref.	Ref.
0	3/16	.112	.096	.035	.021	.056	.047	.031	.078	.068	.036	.014
1	3/16	.137	.120	.043	.025	.068	.053	.035	.101	.070	.039	.015
2	3/16	.162	.144	.051	.029	.080	.058	.039	.124	.106	.060	.018
3	7/32	.187	.167	.059	.033	.092	.064	.044	.148	.118	.072	.019
4	1/4	.212	.191	.067	.037	.104	.069	.048	.172	.130	.086	.019
5	1/4	.237	.215	.075	.041	.116	.075	.053	.196	.152	.073	.028
6	5/16	.262	.238	.083	.045	.128	.080	.057	.220	.172	.092	.030
7	3/8	.287	.262	.091	.049	.140	.085	.062	.243	.176	.098	.030
8	7/16	.312	.285	.100	.052	.152	.091	.066	.267	.186	.107	.031
10	1/2	.362	.333	.116	.060	.176	.102	.075	.313	.202	.125	.033
12	9/16	.412	.380	.132	.068	.200	.113	.084	.362	.264	.140	.038
14	5/8	.462	.427	.148	.076	.224	.125	.093	.410	.282	.152	.039
1/4	5/8	.477	.442	.153	.079	.232	.129	.095	.424	.284	.160	.040
16	3/4	.512	.475	.164	.084	.248	.136	.102	.457	.326	.202	.046
18	13/16	.561	.522	.180	.092	.272	.147	.111	.505	.374	.214	.064
5/16	13/16	.597	.556	.191	.099	.290	.155	.117	.539	.384	.226	.065
20	13/16	.611	.569	.196	.100	.296	.158	.120	.553	.394	.233	.066
24	1	.711	.664	.228	.116	.344	.181	.138	.648	.430	.270	.072
3/8	-	.717	.670	.230	.117	.347	.182	.139	.653	.404	.245	.068
7/16	-	.760	.715	.223	.122	.345	.195	.150	.690	.416	.257	.070
1/2	-	.815	.765	.223	.131	.354	.212	.163	.739	.430	.271	.071

Specification Requirements:

- Dimensions: ASME B18.6.4.
- Drive Style: Cross Recessed, (Type 1)
- Material & Mechanical Properties: Carbon Steel per SAE J933
- Thread requirements: SAE J933
- Coating: Rolled Thread Screws per ASME B18.6.4, Type A.
- Material Test Reports: Fe/Zn 3A per ASTM F1941
- The MTR must have documented lot traceability, including full chemical and mechanical figures, to the specification(s) above.

Fastenal Product Standard: FNL.SMS.TPH.A.Z

Sheet Metal Screw, Truss Head Cross Recessed, Type A, Zinc Plated

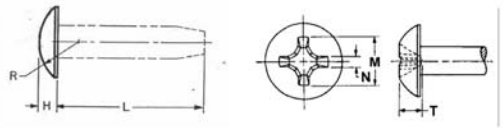

Size	A		H		R	M		T		N
	Head Diameter		Head Height		Head Radius	Recess Diameter		Recess Depth		Recess Width
	Max.	Min.	Max.	Min.	Max.	Max.	Min.	Max.	Min.	Min.
0	.131	.119	.037	.029	.087	.063	.050	.037	.019	.013
1	.164	.149	.045	.037	.107	.071	.058	.045	.027	.014
2	.194	.180	.053	.044	.129	.104	.091	.059	.041	.018
3	.226	.211	.061	.051	.151	.110	.097	.066	.049	.018
4	.257	.241	.069	.059	.169	.112	.099	.069	.051	.018
5	.289	.272	.078	.066	.191	.128	.115	.085	.067	.019
6	.321	.303	.086	.074	.211	.158	.145	.084	.059	.027
7	.352	.333	.094	.081	.231	.165	.152	.091	.066	.028
8	.384	.364	.102	.088	.254	.173	.160	.099	.074	.029
10	.448	.425	.118	.103	.283	.188	.175	.115	.090	.030
12	.511	.487	.134	.118	.336	.248	.235	.128	.103	.032
1/4	.573	.546	.150	.133	.375	.263	.250	.143	.118	.033
5/16	.698	.666	.183	.162	.457	.352	.339	.193	.168	.059
3/8	.823	.787	.215	.191	.538	.383	.370	.226	.202	.063
7/16	.948	.907	.248	.221	.619	.414	.401	.257	.232	.068
1/2	1.073	1.028	.280	.250	.701	.444	.431	.288	.263	.072

Specification Requirements:

- Dimensions: ASME B18.6.4.
- Drive Style: Cross Recessed (Type 1)
- Material: Carbon steel per SAE J933.
- Mechanical and Quality Requirements: SAE J933.
- Thread requirements: Rolled Thread Screws per ASME B18.6.4, Type A.
- Finish: Fe/Zn 3A per ASTM F1941.
- Material Test Reports: (If applicable) The MTR must have documented lot traceability, including full chemical and mechanical figures, to the specification(s) above.

Fastenal Product Standard: FNL.SMS.FSL.Z

Sheet Metal Screws, Flat Countersunk Head Slotted, Zinc Plated

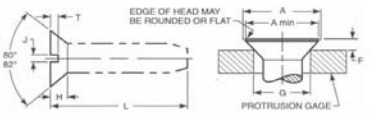

Nominal Size or Basic Screw Diameter		L		A		H	J		T		F		G
		These Lengths or Shorter are Undercut		Head Diameter		Head Height	Slot Width		Slot Depth		Protrusion Above Gaging Diameter		Gaging Diameter
		Types AB & A	Other Types	Max	Min	Ref	Max	Min	Max	Min	Max	Min	
0	0.0600	3/16	1/8	0.112	0.096	0.035	0.023	0.016	0.015	0.010	0.026	0.016	0.078
1	0.0730	3/16	5/32	0.137	0.120	0.043	0.026	0.019	0.019	0.012	0.028	0.016	0.101
2	0.0860	3/16	3/16	0.162	0.144	0.051	0.031	0.023	0.023	0.015	0.029	0.017	0.124
3	0.0990	7/32	7/32	0.187	0.167	0.059	0.035	0.027	0.027	0.017	0.031	0.018	0.148
4	0.1120	1/4	1/4	0.212	0.191	0.067	0.039	0.031	0.030	0.020	0.032	0.019	0.172
5	0.1250	1/4	1/4	0.237	0.215	0.075	0.043	0.035	0.034	0.022	0.034	0.020	0.196
6	0.1380	5/16	5/16	0.262	0.238	0.083	0.048	0.039	0.038	0.024	0.036	0.021	0.220
7	0.1510	3/8	3/8	0.287	0.262	0.091	0.048	0.039	0.041	0.027	0.037	0.022	0.243
8	0.1640	7/16	7/16	0.312	0.285	0.100	0.054	0.045	0.045	0.029	0.039	0.023	0.267
10	0.1900	1/2	1/2	0.362	0.333	0.116	0.060	0.050	0.053	0.034	0.042	0.025	0.313
12	0.2160	9/16	9/16	0.412	0.380	0.132	0.067	0.056	0.060	0.039	0.045	0.027	0.362
14	0.2420	5/8	...	0.462	0.427	0.148	0.075	0.064	0.068	0.044	0.049	0.029	0.410
1/4	0.2500	5/8	5/8	0.477	0.442	0.153	0.075	0.064	0.070	0.046	0.050	0.029	0.424
16	0.2680	3/4	...	0.512	0.475	0.164	0.075	0.064	0.075	0.049	0.052	0.031	0.457
18	0.2940	13/16	...	0.561	0.522	0.180	0.084	0.072	0.083	0.054	0.055	0.033	0.505
5/16	0.3125	13/16	5/8	0.597	0.556	0.191	0.084	0.072	0.088	0.058	0.057	0.034	0.539
20	0.3200	13/16	...	0.611	0.569	0.196	0.084	0.072	0.090	0.059	0.058	0.035	0.553
24	0.3720	1	...	0.711	0.664	0.228	0.094	0.081	0.105	0.069	0.065	0.039	0.648
3/8	0.3750	....	5/8	0.717	0.670	0.230	0.094	0.081	0.106	0.070	0.065	0.039	0.653
7/16	0.4375	....	3/4	0.760	0.715	0.223	0.094	0.081	0.103	0.066	0.073	0.044	0.690
1/2	0.5000	....	3/4	0.815	0.765	0.223	0.106	0.091	0.103	0.065	0.081	0.049	0.739

Specification Requirements:

- Dimensions: ASME B18.6.4.
- Drive Style: Slotted
- Material: Carbon Steel per SAE J933
- Mechanical properties: SAE J933
- Thread requirements: Rolled Thread Screws per ASME B18.6.4, Type A.
- Coating: Fe/Zn 3A per ASTM F1941
- Material Test Reports: (If applicable) The MTR must have documented lot traceability, including full Chemical and mechanical figures, to the specification(s) above.

Sheet Metal Screws, Self Drilling Screws

Fastenal Product Standard: FNL.SMS.FPH.Z

Sheet Metal Screw, Flat Countersunk Head, Cross Recessed Drive, Zinc Plated

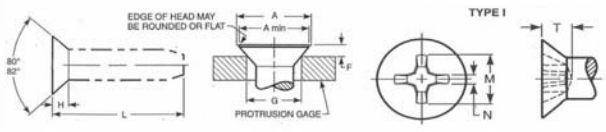

Size	A Head Diameter		H Head Height	F Protrusion Above Gaging Diameter		G Gaging Diameter	M Recess Diameter	T Recess Depth	N Recess Width
	Max.	Min.	Ref.	Max.	Min.		Ref.	Ref.	Ref.
0	.112	.096	.035	.026	.016	.078	.062	.035	.014
1	.137	.120	.043	.028	.016	.101	.070	.043	.015
2	.162	.144	.051	.029	.017	.124	.096	.055	.017
3	.187	.167	.059	.031	.018	.148	.100	.060	.018
4	.212	.191	.067	.032	.019	.172	.122	.081	.018
5	.237	.215	.075	.034	.020	.196	.148	.074	.027
6	.262	.238	.083	.036	.021	.220	.168	.094	.029
7	.287	.262	.091	.037	.022	.243	.176	.102	.030
8	.312	.285	.100	.039	.023	.267	.182	.110	.030
10	.362	.333	.116	.042	.025	.313	.198	.124	.032
12	.412	.380	.132	.045	.027	.362	.262	.144	.035
14	.462	.427	.148	.049	.029	.410	.276	.160	.036
1/4	.477	.442	.153	.050	.029	.424	.276	.160	.036
16	.512	.475	.164	.052	.031	.457	.296	.180	.039
18	.561	.522	.180	.055	.033	.505	.358	.205	.061
5/16	.597	.556	.191	.057	.034	.539	.358	.205	.061
20	.611	.569	.196	.058	.035	.553	.372	.219	.062
24	.711	.664	.228	.065	.039	.648	.386	.234	.065
3/8	.717	.670	.230	.065	.039	.653	.386	.234	.065
7/16	.760	.715	.223	.073	.044	.690	.402	.250	.068
1/2	.815	.765	.223	.081	.049	.739	.418	.265	.069

Specification Requirements:

- Dimensions: ASME B18.6.4.
- Drive Style: Cross Recessed, (Type I)
- Material & Mechanical Properties: Carbon Steel per SAE J933
- Thread requirements: Rolled Thread Screws per ASME B18.6.4, Type A.
- Coating: Fe/Zn 3A per ASTM F1941

Fastenal Product Standard: FNL.SMS.FSQ.Z

Sheet Metal Screw, Flat Countersunk Head Square Drive, Zinc Plated

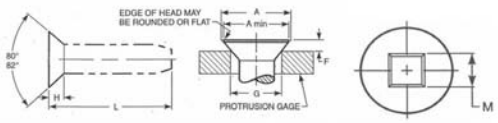

Size	A Head Diameter		H Head Height	F Protrusion Above Gaging Diameter		G Gaging Diameter	M Recess Diameter
	Max.	Min.	Ref.	Max.	Min.		Ref.
0	.112	.096	.035	.026	.016	.078	-
1	.137	.120	.043	.028	.016	.101	-
2	.162	.144	.051	.029	.017	.124	-
3	.187	.167	.059	.031	.018	.148	.070
4	.212	.191	.067	.032	.019	.172	.070
5	.237	.215	.075	.034	.020	.196	.091
6	.262	.238	.083	.036	.021	.220	.091
7	.287	.262	.091	.037	.022	.243	-
8	.312	.285	.100	.039	.023	.267	.112
10	.362	.333	.116	.042	.025	.313	.112
12	.412	.380	.132	.045	.027	.362	.133
14	.462	.427	.148	.049	.029	.410	-
1/4	.477	.442	.153	.050	.029	.424	.133
16	.512	.475	.164	.052	.031	.457	-
18	.561	.522	.180	.055	.033	.505	-
5/16	.597	.556	.191	.057	.034	.539	.191
20	.611	.569	.196	.058	.035	.553	-
24	.711	.664	.228	.065	.039	.648	-
3/8	.717	.670	.230	.065	.039	.653	.191
7/16	.760	.715	.223	.073	.044	.690	-
1/2	.815	.765	.223	.081	.049	.739	-

Specification Requirements:

- Dimensions: ASME B18.6.4 for tapping screw dimensions. ASME B18.6.3 for square drive dimensions.
- Drive Style: Square drive
- Material & Mechanical Properties: Carbon Steel per SAE J933 SAE J933
- Thread requirements: Rolled Thread Screws per ASME B18.6.4, Type A.
- Coating: Fe/Zn 3A per ASTM F1941
- Material Test Reports: The MTR must have documented lot traceability, including full chemical and mechanical figures, to the specification(s) above.

Fastenal Product Standard: FNL.SDS.HW.Z

Hex Washer Head Self-Drilling Screws, Zinc Plated

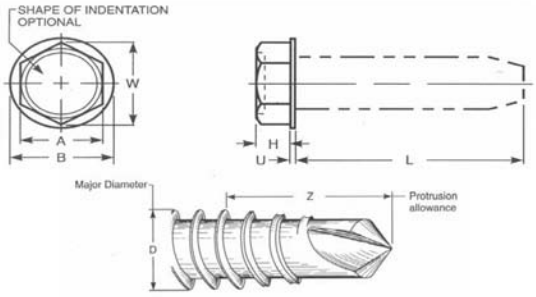

Nominal Size	A Width Across Flats		W Width Across Corners	H Head Height		B Washer Diameter		U Washer Thickness	
	Max.	Min.	Min.	Max.	Min.	Max.	Min.	Max.	Min.
4	0.188	0.181	0.202	0.06	0.049	0.243	0.225	0.019	0.011
6	0.25	0.244	0.272	0.093	0.08	0.328	0.302	0.025	0.015
8	0.25	0.244	0.272	0.11	0.096	0.348	0.322	0.031	0.019
10	0.312	0.305	0.34	0.12	0.105	0.414	0.384	0.031	0.019
12	0.312	0.305	0.34	0.155	0.139	0.432	0.398	0.039	0.022
1/4	0.375	0.367	0.409	0.190	0.172	0.520	0.480	0.050	0.030

Nominal Size	Threads per Inch	Type BSD D Major Dia.		d Minor Dia.		Z Protusion	L Formed		L Milled	
		Max.	Min.	Max.	Min.	Ref.	90° Head	Csk Head	90° Head	Csk Head
4	24	.114	.110	.086	.082	.163	5/16	3/8	3/8	7/16
6	20	.139	.135	.104	.099	.190	5/16	3/8	3/8	7/16
8	18	.166	.161	.122	.116	.211	3/8	7/16	7/16	1/2
10	16	.189	.183	.141	.135	.300	1/2	9/16	9/16	21/32
12	14	.215	.209	.164	.157	.353	1/2	5/8	21/32	25/32
1/4	14	.246	.240	.192	.185	.393	1/2	5/8	11/16	27/32

Specification Requirements:

- Dimensions: SAE J78.
- Drive Style: Hex washer head.
- Material: Carbon Steel.
- Mechanical & Performance SAE J78
- Thread requirements: SAE J78.
- Point Style: # 3
- Coating: Fe/Zn 3A per ASTM F1941.
- Material Test Reports: (If applicable) The MTR must have documented lot traceability, including full chemical and mechanical figures, to the specification(s) above.

FASTENER STANDARDS

Self Drilling Screws

Fastenal Product Standard: FNL.SDS.PPH.Z

Pan Head Self-Drilling Screws, Cross Recessed, Zinc Plated

Nominal Size	Threads per Inch	Type BSD								
		D		d		Z	L			
		Major Dia.		Minor Dia.		Protusion	Formed		Milled	
		Max.	Min.	Max.	Min.	Ref.	90° Head	Csk Head	90° Head	Csk Head
4	24	.114	.110	.086	.082	.163	5/16	3/8	3/8	7/16
6	20	.139	.135	.104	.099	.190	5/16	3/8	3/8	7/16
8	18	.166	.161	.122	.116	.211	3/8	7/16	7/16	1/2
10	16	.189	.183	.141	.135	.300	1/2	9/16	9/16	21/32
12	14	.215	.209	.164	.157	.353	1/2	5/8	21/32	25/32
1/4	14	.246	.240	.192	.185	.393	1/2	5/8	11/16	27/32

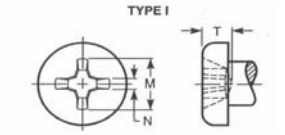

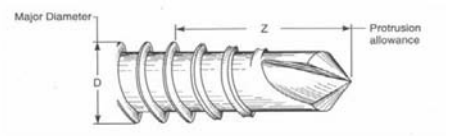

Nominal Size	A		H		R	M	T	N	Recess/Penetration Gaging Depth
	Head Diameter		Head Height		Head Radius	Cross Recessed Drive Ref.	Ref.	Ref.	
	Max.	Min.	Max.	Min.	Max.				
4	.219	.205	.080	.070	.010	.116	.069	.019	.071/.053
6	.270	.256	.097	.087	.015	.160	.078	.028	.080/.055
8	.322	.306	.115	.105	.015	.176	.095	.030	.097/.071
10	.373	.357	.133	.122	.020	.192	.112	.031	.113/.089
12	.425	.407	.151	.139	.025	.252	.128	.034	.124/.098
1/4	.492	.473	.175	.162	.035	.274	.148	.036	.144/.118

Specification Requirements:

- Dimensions: ASME B18.6.4—Head, SAE J78—Body and Screw Length
- Drive Style: Cross recessed, Type 1.
- Material: Carbon Steel.
- Mechanical & Performance: SAE J78.
- Thread requirements: SAE J78.
- Point Style: # 2 (sizes 6 and 8), #3 (sizes 10 and above).
- Coating: Fe/Zn 3A per ASTM F1941.
- Material Test Reports: (If applicable) The MTR must have documented lot traceability, including full chemical and mechanical figures, to the specification(s) above.

Fastenal Product Standard: FNL.SDS.PPH.410

Self-Drilling Screws, Pan Head, Cross Recessed, 410 Stainless Steel

Nominal Size	Threads per Inch	D		A		H		M	Recess/ Penetration Gaging Depth (T)
		Major Diameter		Head Diameter		Head Height		Cross Recessed Drive Ref.	
		Max.	Min.	Max.	Min.	Max.	Min.		
6	20	.139	.135	.270	.256	.097	.087	.160	.080/.055
8	18	.166	.161	.322	.306	.115	.105	.176	.097/.071
10	16	.189	.183	.373	.357	.133	.122	.192	.113/.089
12	14	.215	.209	.425	.407	.151	.139	.252	.124/.098
1/4	14	.246	.240	.492	.473	.175	.162	.274	.144/.118

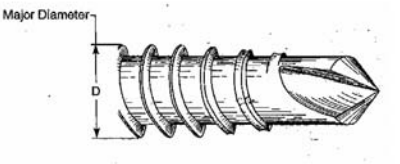

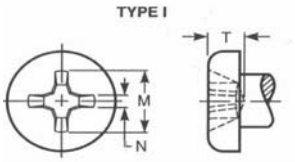

Nominal Size	*Test Plate Thickness		*Axial Loading (lb)	*Time to drill Seconds	*Speed	Point Width	Point Length
	Max.	Min.	Max.	Max.	RPM	Ref.	Ref.
6	.068	.062	30	3.5	2500	0.1102	0.1772
8	.068	.062	30	4.0	2500	0.1338	0.2165
10	.068	.062	35	4.5	2500	0.1535	0.2677
12	.068	.062	45	5.0	1800	0.1771	0.3150
1/4	.068	.062	45	6.0	1800	0.2165	0.3346

*Drill Drive Test Requirements

Specification Requirements:

- Dimensions: SAE J78.
  Total thread length dimension: Up to ¾" incl. +0/-0.03"
  Over ¾" to 1 ½" incl. +0/-0.05". Over 1 ½" +0/-0.06".
- Drive Style: Cross recessed, Type 1.
- Material: 410 or 410C Stainless steel.
- Mechanical & Performance: Case hardness: HRC 50 min. to a maximum depth of 0.004".
  Core hardness: HRC 40 to 47.
- Point Style: # 2 (sizes 6 to 8), #3 (sizes 10 and above)
- Finish: Passivation treatment or inorganic coating (1000 hours minimum salt spray to red rust).
- Material Test Reports: (If applicable) The MTR must have documented lot traceability, including full chemical and mechanical figures, to the specification(s) above.

Self Drilling Screws

Fastenal Product Standard: FNL.SDS.HW.410

Hex Washer Head Self-Drilling Screws, 410 Stainless Steel, Inorganic Coating

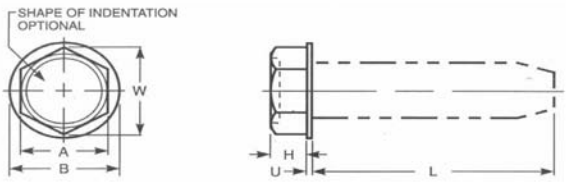

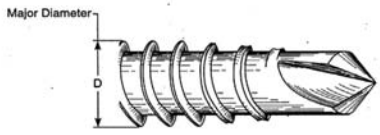

Nominal Size	A		W	H		B		U	
	Width Across Flats		Width Across Corners	Head Height		Washer Diameter		Washer Thickness	
	Max.	Min.	Min.	Max.	Min.	Max.	Min.	Max.	Min.
6	0.25	0.244	0.272	0.093	0.08	0.328	0.302	0.025	0.015
8	0.25	0.244	0.272	0.11	0.096	0.348	0.322	0.031	0.019
10	0.312	0.305	0.34	0.12	0.105	0.414	0.384	0.031	0.019
12	0.312	0.305	0.34	0.155	0.139	0.432	0.398	0.039	0.022
1/4	0.375	0.367	0.409	0.190	0.172	0.520	0.480	0.050	0.030

Nominal Size	Type BSD			Point Width		Point Length		Point No.
	Threads per Inch	D Major Dia.						
		Max.	Min.	Max.	Min.	Max.	Min.	
6	20	.139	.135	.1162	.1103	.1772	.1575	2
8	18	.166	.161	.1359	.1300	.2008	.1812	2
10	16	.189	.183	.1555	.1496	.2678	.2481	3
12	14	.215	.209	.1831	.1772	.3150	.2953	3
1/4	14	.246	.240	.2225	.2166	.3544	.3347	3

Specification Requirements:

- Dimensions: Refer to dimensions above. Total Length Tolerance: Up to ¾"(inclusive) +0/-0.03". Over ¾" to 1 ½" (Inclusive) +0/-0.05. Over 1 ½" +0/-0.06".
- Drive Style: Hex washer head.
- Material: 410 Stainless steel.
- Mechanical & Performance: Surface hardness: HRC 50 minimum to a maximum depth of .004" Core hardness: HRC 40 to 47.
- Thread requirements: See above.
- Point Style: # 2 (sizes 4 to 8), #3 (sizes 10 and above)
- Finish: Inorganic Coating, (1000 hours minimum salt spray to red rust).
- Head Marking: Number "4" stamped on head.
- Material Test Reports: (If applicable) The MTR must have documented lot traceability, including full chemical and mechanical figures, to the specification(s) above.

Nominal Size	Test Plate Thickness		Axial Loading (lb)	Time to drill Seconds	Speed
	Max.	Min.	Max.	Max.	RPM
6	.068	.062	30	3.5	2500
8	.068	.062	30	4.0	2500
10	.068	.062	35	4.5	2500
12	.068	.062	45	5.0	1800
1/4	.068	.062	45	6.0	1800

*Drill-drive Test Requirements

Fastenal Product Standard: FNL.SDS.PSQ.Z

Pan Head Self-Drilling Screws, Square Drive, Zinc Plated

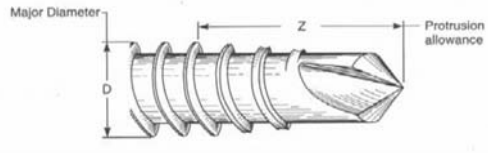

Nominal Size	A		H		R	M	Penetration Gauging Depth
	Head Diameter		Head Height		Head Radius	Square Drive Ref.	
	Max.	Min.	Max.	Min.	Max.		Square Dr.
4	.219	.205	.080	.070	.010	.070	.038/.028
6	.270	.256	.097	.087	.015	.091	.065/.050
8	.322	.306	.115	.105	.015	.112	.075/.060
10	.373	.357	.133	.122	.020	.112	.075/.060
12	.425	.407	.151	.139	.025	.133	.095/.080
1/4	.492	.473	.175	.162	.035	.133	.095/.080

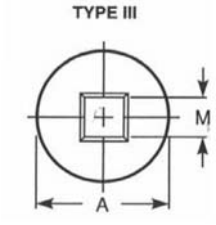

Nominal Size	Threads per Inch	Type BSD								
		D Major Dia.		d Minor Dia.		Z Protusion	L			
							Formed		Milled	
		Max.	Min.	Max.	Min.	Ref.	90° Head	Csk Head	90° Head	Csk Head
4	24	.114	.110	.086	.082	.163	5/16	3/8	3/8	7/16
6	20	.139	.135	.104	.099	.190	5/16	3/8	3/8	7/16
8	18	.166	.161	.122	.116	.211	3/8	7/16	7/16	1/2
10	16	.189	.183	.141	.135	.300	1/2	9/16	9/16	21/32
12	14	.215	.209	.164	.157	.353	1/2	5/8	21/32	25/32
1/4	14	.246	.240	.192	.185	.393	1/2	5/8	11/16	27/32

Specification Requirements:

- Dimensions: ASME B18.6.4—Head, SAE J78—Body and Screw Length
- Drive Style: Square Drive
- Material: Carbon Steel.
- Mechanical & Performance: SAE J78
- Thread requirements: SAE J78.
- Point Style: # 2 (sizes 6 and 8), #3 (sizes 10 and above)
- Coating: Fe/Zn 3A per ASTM F1941.
- Material Test Reports: (If applicable) The MTR must have documented lot traceability, including full chemical and mechanical figures, to the specification(s) above.

Self Drilling Screws

Fastenal Product Standard: FNL.SDS.HGT5.EPX

Heavy Gauge Tek 5 Self-Drilling Screws, Epoxy Coated

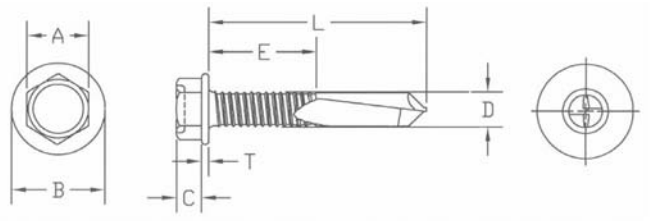

Size	A Width Across Flats		Width Across Corners	B Washer Diameter		C Head Height		T Washer Thick.		D Major Diameter	E Thread Length	L Length	
	Max.	Min.	Min.	Max.	Min.	Max.	Min.	Max.	Min.	Nom.	Nom.	Max.	Min.
12-24 X 1 1/4"	.312	.305	.340	.432	.398	.165	.149	.039	.022	.216	.620	1.25	1.19
12-24 X 1 1/2"	.312	.305	.340	.432	.398	.165	.149	.039	.022	.216	.850	1.50	1.44
12-24 X 2"	.312	.305	.340	.432	.398	.165	.149	.039	.022	.216	1.27	2.00	1.94
1/4"-28 X 3"	.315	.305	.340	.432	.398	.1733	.149	.0551	.030	.250	2.15	3.00	2.91
1/4"-28 X 4"	.315	.305	.340	.432	.398	.1733	.149	.0551	.030	.250	3.00	4.00	3.91
1/4"-28 X 6"	.375	.367	.409	.600	.580	.200	.182	.050	.030	.250	3.00	6.00	5.91
1/4"-28 X 8"	.375	.367	.409	.600	.580	.200	.182	.050	.030	.250	3.00	8.00	7.91

Specification Requirements:

- Dimensions: See above dimensions.
- Material &
- Mechanical Properties: SAE J78
- Point Style: # 5 mill point.
- Finish: Epoxy coating 1000hrs in silver gray color.
- Material Test Report: (If applicable) The MTR must have documented lot traceability, including full chemical and mechanical figures, to the specification(s) above.

Fastenal Product Standard: FNL.SDS.HW.SER.3.Z

Self-Drilling Screws, Hex Washer Head, Serrated, #3 Point, Zinc Plated

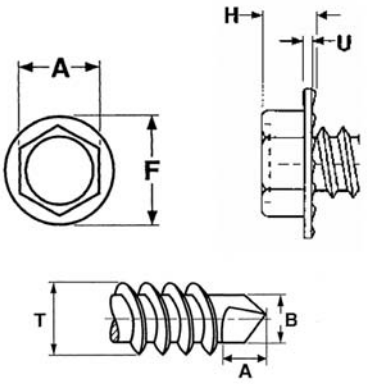

Size	A W.A.F.		H Head Thickness		F Washer OD		U Washer Thickness		B Point Width		A Point Length	T Major Diameter	
	Min.	Max.	Min.	Max.	Min.	Max.	Min.	Max.	Min.	Max.	Ref.	Min.	Max.
#14-14	.427	.437	.220	.235	.550	.599	.044	.055	.2145	.2205	.2756	.240	.245

*Length tolerance: Up to ¾" inclusive +0/-0.03", Over ¾" to 1 ½" inclusive +0/-0.05", Over 1 ½" +0/0.06".

Specification Requirements:

- Dimensions: See dimensions above.
- Drive Style: Hex washer head.
- Material: Carbon Steel.
- Mechanical & Performance: SAE J78, Type BSD.
- Thread requirements: SAE J78.
- Point Style: # 3
- Coating: Fe/Zn 3A per ASTM F1941.
- Material Test Reports: (If applicable) The MTR must have documented lot traceability, including full chemical and mechanical figures, to the specification(s) above.

Fastenal Product Standard: FNL.SDS.FPH.Z

Flat Head Self-Drilling Screws, Cross Recessed, Zinc Plated

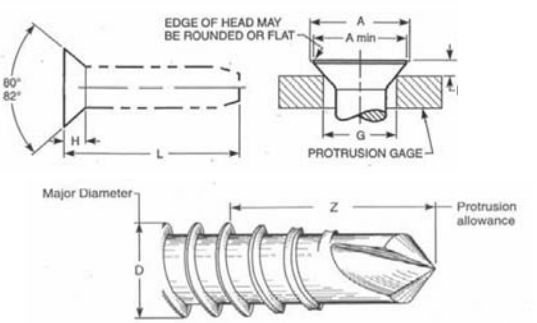

Size	A Head Diameter		H Head Height	F Protrusion Above Gaging Diameter		G Gaging Diameter	M Recess Diameter	T Recess Depth	N Recess Width
	Max.	Min.	Ref.	Max.	Min.		Ref.	Ref.	Ref.
4	.212	.191	.067	.032	.019	.172	.122	.081	.018
6	.262	.238	.083	.036	.021	.220	.168	.094	.029
8	.312	.285	.100	.039	.023	.267	.182	.110	.030
10	.362	.333	.116	.042	.025	.313	.198	.124	.032
12	.412	.380	.132	.045	.027	.362	.262	.144	.035
1/4	.477	.442	.153	.050	.029	.424	.276	.160	.036

Nominal Size	Threads per Inch	Type BSD D Major Dia. Max.	D Major Dia. Min.	d Minor Dia. Max.	d Minor Dia. Min.	Z Protusion Ref.	L Formed 90° Head	L Formed Csk Head	L Milled 90° Head	L Milled Csk Head
4	24	.114	.110	.086	.082	.163	5/16	3/8	3/8	7/16
6	20	.139	.135	.104	.099	.190	5/16	3/8	3/8	7/16
8	18	.166	.161	.122	.116	.211	3/8	7/16	7/16	1/2
10	16	.189	.183	.141	.135	.300	1/2	9/16	9/16	21/32
12	14	.215	.209	.164	.157	.353	1/2	5/8	21/32	25/32
1/4	14	.246	.240	.192	.185	.393	1/2	5/8	11/16	27/32

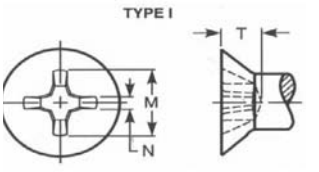

Nominal Size	Test Plate Thickness Max.	Test Plate Thickness Min.	Axial Loading (lb) Max.	Time to drill Seconds Max.	Speed RPM
4	.068	.062	25	3.0	2500
6	.068	.062	30	3.5	2500
8	.068	.062	30	4.0	2500
10	.068	.062	35	4.5	2500
12	.068	.062	45	5.0	1800
1/4	.068	.062	45	6.0	1800

*Drill-drive Test Requirements

Specification Requirements:

- Dimensions: ASME B18.6.4—Head, SAE J78—Body and Screw Length
- Drive Style: Cross recessed, Type 1.
- Material: Carbon Steel.
- Mechanical & Performance: SAE J78.
- Thread requirements: SAE J78.
- Point Style: # 2 (sizes 6 and 8), #3 (sizes 10 and above)
- Finish: Fe/Zn 3A per ASTM F1941.
- Material Test Reports: (If applicable) The MTR must have documented lot traceability, including full chemical and mechanical figures, to the specification(s) above.

Self Drilling Screws, Deck Screws

Fastenal Product Standard: FNL.SDS.HW.BSW.Z

: Washer Head Self-Drilling Screws, with Bonded Sealing Washer, Zinc Plated

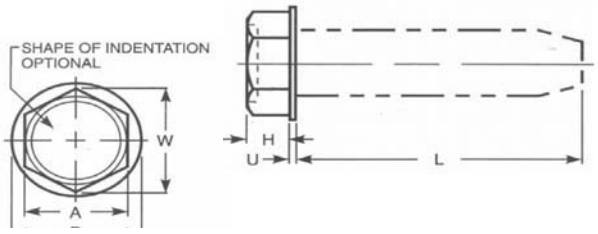

Nominal Size	A		W	H		B		U	
	Width Across Flats		Width Across Corners	Head Height		Washer Diameter		Washer Thickness	
	Max.	Min.	Min.	Max.	Min.	Max.	Min.	Max.	Min.
10	0.312	0.305	0.34	0.12	0.105	0.414	0.384	0.031	0.019
12	0.312	0.305	0.34	0.155	0.139	0.432	0.398	0.039	0.022
1/4	0.375	0.367	0.409	0.190	0.172	0.520	0.480	0.050	0.030

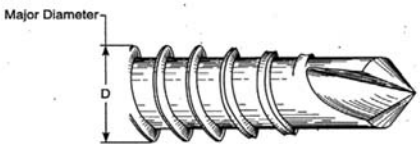

Nominal Size	Type BSD							
	Threads per Inch	D Major Dia.		Point Width		Point Length		Point No.
		Max.	Min.	Max.	Min.	Max.	Min.	
10	16	.189	.183	.1555	.1496	.2678	.2481	3
12	14	.215	.209	.1831	.1772	.3150	.2953	3
1/4	14	.246	.240	.2225	.2166	.3544	.3347	3

Specification Requirements:

- Dimensions: ASME B18.6.4—Head, SAE J78—Body and Screw Length
- Drive Style: Cross recessed, Type 1.
- Material: Carbon Steel.
- Mechanical & Performance: SAE J78.
- Thread requirements: SAE J78.
- Point Style: # 2 (sizes 6 and 8), #3 (sizes 10 and above)
- Finish: Fe/Zn 3A per ASTM F1941.
- Material Test Reports: (If applicable) The MTR must have documented lot traceability, including full chemical and mechanical figures, to the specification(s) above.

Nominal Size	Test Plate Thickness		Axial Loading (lb)	Time to drill Seconds	Speed
	Max.	Min.	Max.	Max.	RPM
10	.068	.062	35	4.5	2500
12	.068	.062	45	5.0	1800
1/4	.068	.062	45	6.0	1800

*Drill-drive Test Requirements

Fastenal Product Standard: FNL.DECK.FSQ.SS

Deck Screws, Square Drive, Flat Head, 18-8 Stainless Steel

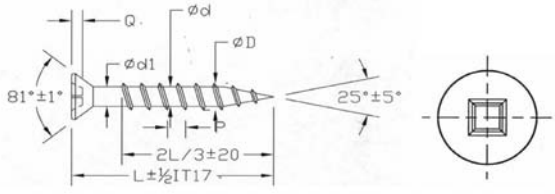

Size	A	D	d	P+/-10%	d1	Square Head	
						W.A.F.	Q
6	.255/.295	.141/.157	.086/.098	.118	.104/.112	.111/.112	.061/.070
7	.268/.305	.149/.165	.090/.102	.118	.110/.120	.111/.112	.063/.085
8	.307/.339	.157/.177	.102/.106	.118	.122/.127	.111/.112	.063/.085
10	.339/.346	.190/.210	.110/.127	.118	.141/.151	.111/.112	.077/.098

Specification Requirements:

- Dimensions: Refer to figures above.
- Drive Style: Square drive as specified on purchase order.
- Point Style: Type 17 with auger point.
- Material: 18-8 Stainless Steel
- Thread Requirements: See above
- Finish: Cleaned or de-scaled in accordance with ASTM A380.
- Material Test Reports: (If applicable) The MTR must have documented lot traceability, including full chemical and mechanical figures, to the specification(s) above.

Fastenal Product Standard: FNL.DECK.FPH.SS

Deck Screws, Cross Recessed Drive, Flat Head, 18-8 Stainless Steel

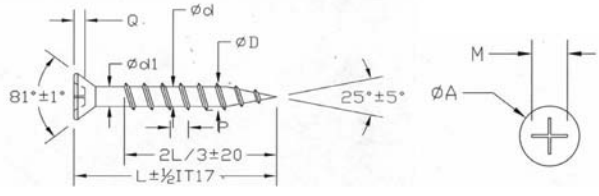

Size	A	D	d	P+/-10%	d1	Phillips Head	
						M	Q
6	.255/.295	.141/.157	.086/.098	.118	.104/.112	.176/.201	.106/.083
7	.268/.305	.149/.165	.090/.102	.118	.110/.120	.176/.201	.121/.098
8	.307/.339	.157/.177	.102/.110	.118	.122/.127	.176/.201	.136/.113
10	.339/.346	.190/.210	.110/.127	.118	.141/.151	.190/.206	.146/.123

Specification Requirements:

- Dimensions: Refer to figures above.
- Drive Style: Cross recessed drive
- Point Style: Type 17 with auger point.
- Material: 18-8 Stainless Steel
- Thread Requirements: See above
- Finish: Cleaned or de-scaled in accordance with ASTM A380.
- Material Test Reports: (If applicable) The MTR must have documented lot traceability, including full chemical and mechanical figures, to the specification(s) above.

Drywall Screws

Fastenal Product Standard: FNL.DWS.KLPH.ZP

Drywall Screw, K-Lathe, Cross Recessed, Zinc Plated

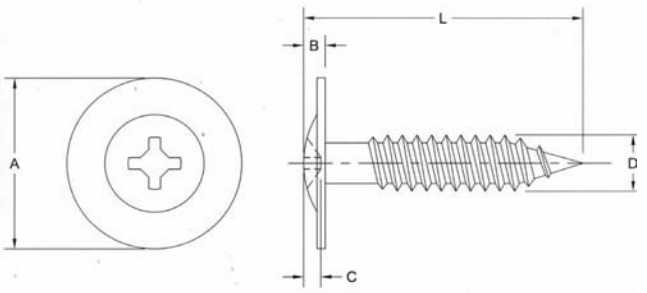

Size	A		B		C		D	
	Min.	Max	Min.	Max.	Min.	Max.	Min.	Max.
#8	.417	.448	.084	.100	.070	.094	.159	.169

*Length tolerance is +/-0.03"

Specification Requirements:

- Dimensions: Refer to figures above.
- Drive Style: #2 Cross Recessed drive head.
- Material: 1018 or 1022 low carbon steel as specified.
- Thread Requirements: Rolled thread per ASME B18.6.1.
- Hardness: Surface: HRC 52 minimum.
  Depth of hardness: .003 to .009"
  Core: HRC 21 to 45.
- Finish: Fe/Zn 3C per ASTM F1941.
- Material Test Reports: (If applicable) The MTR must have documented lot traceability, including full chemical and mechanical figures, to the specification(s) above.

Fastenal Product Standard: FNL.DRWL.THPH.COR.P

Drywall Screw, Trim Head, Cross Recessed, Coarse Thread, Plain

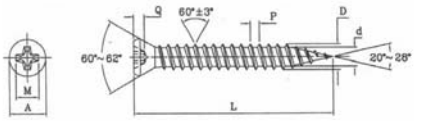

Size	A Head Diameter	D Major Diameter	d Minor Diameter	P Pitch	Q Recess Depth	M Cross Recess Width
#6	.194/.225	.129/.141	.078/.090	.066	.066/.082	.129

Length Tolerance: +/- .049

Specification Requirements:

- Dimensions: Refer to figures above.
- Drive Style: Cross Recessed, Type 1.
- Material: 1018 or 1022 low carbon steel as specified.
- Thread Requirements: Rolled thread screws per ASME B18.6.1.
- Hardness: Surface: HRC 50 minimum.
  Depth of hardness: .001" to .007".
  Core: HRC 21 to 45.
- Finish: Thermal or chemical black oxide.
- Material Test Report: (If applicable) The MTR must have documented lot traceability, including full chemical and mechanical figures, to the specification(s) above.

Fastenal Product Standard: FNL.DRWL.BHPH.COR.P

Drywall Screw, Bugle Head, Cross Recessed Drive, Coarse Thread, Plain

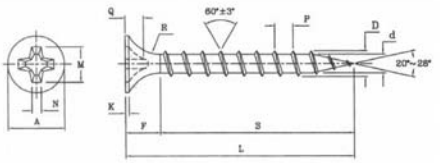

Size	A Head Diameter	F	D Major Diameter	d Minor Diameter	K	P Pitch	Q Recess Depth	R	M Phillips Recess Width	N
#6	.311/.334	.177/.275	.138/.153	.080/.092	.019/.031	.106/.011	.092/.115	.177/.196	.177/.200	.031
#7	.311/.334	.177/.275	.149/.165	.086/.098	.019/.031	.106/.011	.092/.115	.177/.196	.177/.200	.031
#8	.311/.334	.177/.275	.165/.181	.100/.112	.019/.031	.011/.114	.092/.115	.177/.196	.177/.200	.031
#9	.311/.334	.177/.275	.173/.188	.110/.122	.019/.031	.011/.114	.092/.125	.177/.196	.177/.200	.031
#10	.346/.370	.177/.275	.192/.210	.120/.131	.019/.039	.122/.125	.098/.125	.177/.196	.177/.200	.031

Length Tolerance: +/-.060"

Thread Length
L<2.165", S=Full Thread
L>2.20"<2.95", S=1.96"
L>2.99", S=2.36"

Specification Requirements:

- Dimensions: See dimensions above.
- Drive Style: Cross Recessed.
- Material: 1018 or 1022 low carbon steel as specified.
- Thread Requirements: Rolled thread screws per ASME B18.6.1.
- Hardness: Surface: HRC 50 minimum.
  Depth of hardness: #6: .001" to .007"
  #7, #8, #10: .003 to .009"
  Core: HRC 21 to 45.
- Coating: Light Protective Oil.
- Material Test Reports: (If applicable) The MTR must have documented lot traceability, including full chemical and mechanical figures, to the specification(s) above.

Fastenal Product Standard: FNL.DRWL.BHPH.COR.YZ

Drywall Screw, Bugle Head, Cross Recessed Drive, Coarse Thread, Yellow Zinc Plated

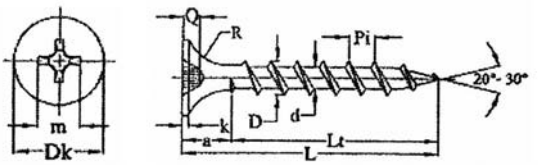

Size	Dk Head Diameter	a	D Major Diameter	d Minor Diameter	K	Pi Pitch	Q Recess Depth	R	M Phillips Recess Width	Torsional Strength (kg-cm) Min.
#6	.314/.331	.177/.275	.144/.157	.086/.095	.019/.031	.109/.111	.104/.115	.157/.197	.177/.200	28.00
#7	.314/.331	.177/.275	.153/.169	.094/.102	.019/.031	.109/.111	.104/.115	.157/.197	.177/.200	35.00
#8	.314/.331	.177/.275	.171/.187	.102/.110	.019/.031	.124/.126	.104/.115	.157/.197	.177/.200	45.00
#9	.334/.350	.177/.275	.169/.189	.114/.122	.019/.031	.124/.126	.104/.115	.157/.197	.177/.200	55.00
#10	.346/.362	.177/.275	.192/.210	.126/.134	.019/.039	.124/.126	.104/.125	.157/.197	.177/.200	56.00

Length of Screw	Length of thread (Lt)
1" ≤ L ≤ 2 1/4"	Full thread
2 1/4" < L < 3"	Lt=2" +0.08/-0.00"
L > 3"	Lt=2 1/2" +0.08/-0.00"

Length of Screw	Tolerance on Length
L=1"	+/-0.03"
1" < L ≤ 2"	+/-0.05"
2" < L ≤ 3"	+/-0.06"
3" < L ≤ 6"	+/-0.079"

Specification Requirements:

- Dimensions: See dimensions above.
- Drive Style: Cross Recessed.
- Material: 1018 or 1022 low carbon steel as specified.
- Thread Requirements: Rolled thread screws per ASME B18.6.1.
- Hardness: Surface: HRC 45 to 61.
  Depth of hardness: .004" minimum.
  Core: HRC 21 to 45.
- Coating: Fe/Zn 5C per ASTM F1941.
- Material Test Reports: (If applicable) The MTR must have documented lot traceability, including full chemical and mechanical figures, to the specification(s) above.

Drywall Screws

Fastenal Product Standard: FNL.DRWL.BHPH.COR.EG

Drywall Screw, Bugle Head, Cross Recessed Drive, Coarse Thread, Electro Galvanized

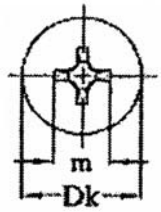

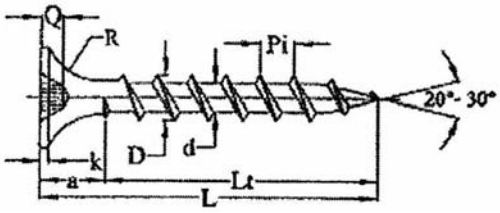

Size	Dk Head Diameter	a	D Major Diameter	d Minor Diameter	K	Pi Pitch	Q Recess Depth	R	M Phillips Recess Width	Torsional Strength (kg-cm) Min.
#6	.314/.331	.177/.275	.144/.157	.086/.095	.031	.109/.111	.104/.115	.157/.197	.177/.200	28.00
#7	.314/.331	.177/.275	.153/.169	.094/.102	.031	.109/.111	.104/.115	.157/.197	.177/.200	35.00
#8	.314/.331	.177/.275	.171/.187	.102/.110	.031	.124/.126	.104/.115	.157/.197	.177/.200	45.00
#9	.334/.350	.177/.275	.169/.189	.114/.122	.031	.124/.126	.104/.115	.157/.197	.177/.200	55.00
#10	.346/.362	.177/.275	.192/.210	.126/.134	.031	.124/.126	.104/.125	.157/.197	.177/.200	56.00

Specification Requirements:

- Dimensions: See dimensions above.
- Drive Style: Cross Recessed.
- Material: 1018 or 1022 low carbon steel as specified.
- Thread Requirements: Rolled thread screws per ASME B18.6.1.
- Hardness: Surface: HRC 45 to 61.
  Depth of hardness: .004" minimum.
  Core: HRC 21 to 45.
- Coating: Electro galvanize per ASTM A591, Class A.
- Material Test Reports: (If applicable) The MTR must have documented lot traceability, including full chemical and mechanical figures, to the specification(s) above.

Length of Screw	Length of thread (Lt)
1" ≤ L ≤ 2 1/4"	Full thread
2 1/4" < L < 3"	Lt=2" +0.08/-0.00"
L > 3"	Lt=2 1/2" +0.08/-0.00"

Length of Screw	Tolerance on Length
L=1"	+/-0.03"
1" < L ≤ 2"	+/-0.05"
2" < L ≤ 3"	+/-0.06"
3" < L ≤ 6"	+/-0.079"

Fastenal Product Standard: FNL.DRWL.BHSQ.COR.P

Drywall Screw, Bugle Head, Square Drive, Coarse Thread, Plain

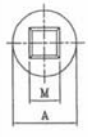

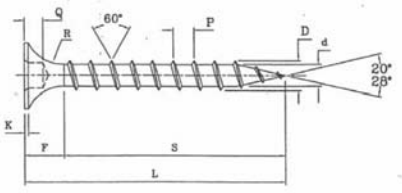

Size	A Head Diameter	F Head Height	D Major Diameter	d Minor Diameter	K Head Edge	P Pitch	Q Recess Penetration Depth	R Radius	M Square Drive Recess Width	Drive Style
#6	.311/.334	.177/.275	.138/.153	.080/.092	.019/.031	.106/.011	.055/.074	.177/.196	.089/.090	1
#7	.311/.334	.177/.275	.149/.165	.086/.098	.019/.031	.106/.011	.064/.086	.177/.196	.111/.112	2
#8	.311/.334	.177/.275	.165/.181	.100/.112	.019/.031	.011/.114	.064/.086	.177/.196	.111/.112	2
#9	.311/.334	.177/.275	.173/.188	.110/.122	.019/.031	.011/.114	.064/.086	.177/.196	.111/.112	2
#10	.346/.370	.177/.275	.192/.210	.120/.131	.019/.039	.122/.125	.064/.086	.177/.196	.111/.112	2

Specification Requirements:

- Dimensions: See dimensions above.
- Drive Style: Square drive
- Material: 1018 or 1022 low carbon steel
- Thread Requirements: Refer to figures above.
- Hardness: Surface: HRC 50 minimum.
  Depth of hardness: #6: .001" to .007"
  #7, #8, #10: .003 to .009"
  Core: HRC 21 to 45.
- Coating: Black Oxide (Thermal or Chemical)
- Material Test Reports: (If applicable) The MTR must have documented lot traceability, including full chemical and mechanical figures, to the specification(s) above.

Length Tolerance: +/-.060"
Thread Length
L<2.165", S=Full Thread
L>2.20"<2.95", S=1.96"

FASTENER STANDARDS

Drywall Screws

Fastenal Product Standard: FNL.DRWL.BHSQ.COR.P

Drywall Screw, Bugle Head, Square Drive, Coarse Thread, Plain

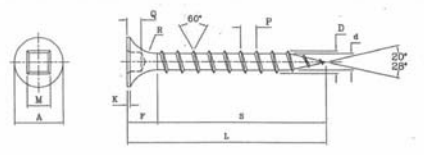

Size	A Head Diameter	F Head Height	D Major Diameter	d Minor Diameter	K Head Edge	P Pitch	Q Recess Penetration Depth	R Radius	M Square Drive Recess Width	Drive Style
#6	.311/.334	.177/.275	.138/.153	.080/.092	.019/.031	.106/.011	.055/.074	.177/.196	.089/.090	1
#7	.311/.334	.177/.275	.149/.165	.086/.098	.019/.031	.106/.011	.064/.086	.177/.196	.111/.112	2
#8	.311/.334	.177/.275	.165/.181	.100/.112	.019/.031	.011/.114	.064/.086	.177/.196	.111/.112	2
#9	.311/.334	.177/.275	.173/.188	.110/.122	.019/.031	.011/.114	.064/.086	.177/.196	.111/.112	2
#10	.346/.370	.177/.275	.192/.210	.120/.131	.019/.039	.122/.125	.064/.086	.177/.196	.111/.112	2

Length Tolerance: +/-.060"
Thread Length
L<2.165", S=Full Thread
L>2.20"<2.95", S=1.96"

Specification Requirements:

- Dimensions: See dimensions above.
- Drive Style: Square drive
- Material: 1018 or 1022 low carbon steel
- Thread Requirements: Refer to figures above.
- Hardness: Surface: HRC 50 minimum.
  Depth of hardness: #6: .001" to .007"
  #7, #8, #10: .003 to .009"
  Core: HRC 21 to 45.
- Coating: Black Oxide (Thermal or Chemical)
- Material Test Reports: (If applicable) The MTR must have documented lot traceability, including full chemical and mechanical figures, to the specification(s) above.

Fastenal Product Standard: FNL.DRWL.BHSQ.COR.EG

Drywall Screw, Bugle Head, Square Drive, Coarse Thread, Electro-Galvanized

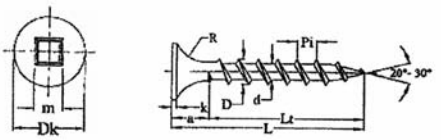

Size	Dk Min.	Dk Max.	k Max.	R Min.	R Max.	m Min.	m max.	Depth of Square Drive Min.	Depth of Square Drive Max.	Pi +/-10%	D Min.	D Max.	d Min.	d Max.	Lc Max.	Torsional Strength (kg cm) Min.
#6-9	.314	.331	.031	.157	.197	.111	.112	.064	.074	.110	.144	.157	.086	.095	.444	28
#7-9	.314	.331	.031	.157	.197	.111	.112	.064	.074	.110	.153	.169	.094	.102	.444	35
#8-8	.314	.331	.031	.157	.197	.111	.112	.064	.074	.125	.171	.187	.102	.110	.499	45
#9-8	.334	.350	.031	.157	.197	.111	.112	.064	.074	.125	.169	.189	.114	.122	.499	55
#10-8	.346	.362	.031	.157	.197	.111	.112	.064	.074	.125	.192	.210	.126	.134	.499	56

Length of Screw	Length of thread (Lt)
1" ≤ L ≤ 2 1/4"	Full thread
2 1/4" < L < 3"	Lt=2" +0.08/-0.00"
L > 3"	L > 3"

Length of Screw	Tolerance on Length
L=1"	+/-0.03"
1" < L ≤ 2"	+/-0.05"
2" < L ≤ 3"	+/-0.06"
3" < L ≤ 6"	+/-0.079"

Specification Requirements:

- Dimensions: See dimensions above.
- Drive Style: Square drive.
- Material: 1018 or 1022 low carbon steel.
- Thread Requirements: Rolled thread screws per ASME B18.6.1.
- Hardness: Surface: HRC 45 to 61.
  Depth of hardness: .004" min.
  Core: HRC 21 to 45.
- Finish: Electro galvanize per ASTM A591, Class A.
- Material Test Reports: (If applicable) The MTR must have documented lot traceability, including full chemical and mechanical figures, to the specification(s) above.

Fastenal Product Standard: FNL.DRWL.BHPH.FINE.BO

Drywall Screws, Bugle Head, Cross Recessed, Fine Thread, Black Oxide

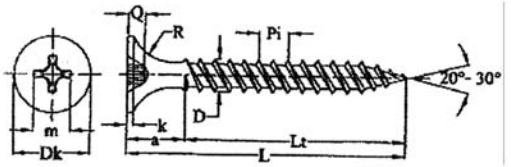

Size	Dk Head Diameter	a	D Major Diameter	K	Pi Pitch	Q Recess Depth	R	M Phillips Recess Width	Torsional Strength (kg-cm) Min.
#6	.314/.331	.177/.275	.144/.157	.019/.031	.109/.111	.104/.115	.157/.197	.177/.200	28.00
#7	.314/.331	.177/.275	.153/.169	.019/.031	.109/.111	.104/.115	.157/.197	.177/.200	35.00
#8	.314/.331	.177/.275	.171/.187	.019/.031	.124/.126	.104/.115	.157/.197	.177/.200	45.00
#9	.334/.350	.177/.275	.169/.189	.019/.031	.124/.126	.104/.115	.157/.197	.177/.200	55.00
#10	.346/.362	.177/.275	.192/.210	.019/.039	.124/.126	.104/.125	.157/.197	.177/.200	56.00

Length of Screw	Length of thread (s)	Length of Screw	Tolerance on Length
1" ≤ L ≤ 2 1/4"	Full thread	L=1"	+/-0.03"
2 1/4" < L < 3"	Lt=2" +0.08/-0.00"	1" < L ≤ 2"	+/-0.05"
L > 3"	Lt=2 1/2" +0.08/-0.00"	2" < L ≤ 3"	+/-0.06"
		3" < L ≤ 6"	+/-0.079"

Specification Requirements:

- Dimensions: See dimensions above.
- Drive Style: Cross Recessed.
- Material: 1018 or 1022 low carbon steel as specified.
- Thread Requirements: Rolled thread screws per ASME B18.6.1.
- Hardness: Surface: HRC 45 to 61.
  Depth of hardness: .004" minimum.
  Core: HRC 21 to 45.
- Coating: Black Oxide (Thermal or Chemical).
- Material Test Reports: (If applicable) The MTR must have documented lot traceability, including full chemical and mechanical figures, to the specification(s) above.

Fastenal Product Standard: FNL.DRWL.BHPH.FINE.BO

Drywall Screws, Bugle Head, Cross Recessed, Fine Thread, Black Oxide

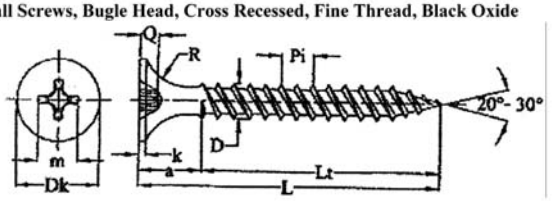

Size	Dk Head Diameter	a	D Major Diameter	K	Pi Pitch	Q Recess Depth	R	M Phillips Recess Width	Torsional Strength (kg-cm) Min.
#6	.314/.331	.177/.275	.144/.157	.019/.031	.109/.111	.104/.115	.157/.197	.177/.200	28.00
#7	.314/.331	.177/.275	.153/.169	.019/.031	.109/.111	.104/.115	.157/.197	.177/.200	35.00
#8	.314/.331	.177/.275	.171/.187	.019/.031	.124/.126	.104/.115	.157/.197	.177/.200	45.00
#9	.334/.350	.177/.275	.169/.189	.019/.031	.124/.126	.104/.115	.157/.197	.177/.200	55.00
#10	.346/.362	.177/.275	.192/.210	.019/.039	.124/.126	.104/.125	.157/.197	.177/.200	56.00

Length of Screw	Length of thread (s)	Length of Screw	Tolerance on Length
1" ≤ L ≤ 2 1/4"	Full thread	L=1"	+/-0.03"
2 1/4" < L < 3"	Lt=2" +0.08/-0.00"	1" < L ≤ 2"	+/-0.05"
L > 3"	Lt=2 1/2" +0.08/-0.00"	2" < L ≤ 3"	+/-0.06"
		3" < L ≤ 6"	+/-0.079"

Specification Requirements:

- Dimensions: See dimensions above.
- Drive Style: Cross Recessed.
- Material: 1018 or 1022 low carbon steel as specified.
- Thread Requirements: Rolled thread screws per ASME B18.6.1.
- Hardness: Surface: HRC 45 to 61.
  Depth of hardness: .004" minimum.
  Core: HRC 21 to 45.
- Coating: Black Oxide (Thermal or Chemical).
- Material Test Reports: (If applicable) The MTR must have documented lot traceability, including full chemical and mechanical figures, to the specification(s) above.

Self Drilling Screws, Drive Screws, Drywall Screws

Fastenal Product Standard: FNL.SDS.PNCKEPH.Z

Pancake Head Self-Drilling Screws. Cross Recessed. Zinc Plated

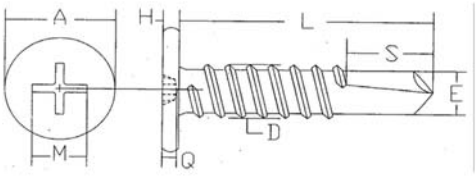

Size	A	H	M	Q	S	E	D
10-16	.405/.445	.086/.100	.190/.200	.072/.094	.249/.295	.151/.157	.182/.188
12-14	.425/.448	.078/.090	.190/.200	.072/.094	.295/.354	.179/.185	.209/.214

*Length Tolerances: L≤3/4" +0, -.029"; ¾"<L≤1 ½" +0, -.050"; L<1 ½" +0, -060".

Specification Requirements:

- Dimensions: See dimensions above.
- Drive Style: Cross recessed.
- Material: C1022 Carbon Steel.
- Mechanical & Performance: SAE J78.
- Thread requirements: SAE J78.
- Point Style: #3.
- Coating: Fe/Zn 3A per ASTM F1941.
- Material Test Reports: (If applicable) The MTR must have documented lot traceability, including full chemical and mechanical figures, to the specification(s) above.

Fastenal Product Standard: FNL.UDR.RH.Z

Metallic Drive Screws, Round Head, Type "U", Zinc Plated

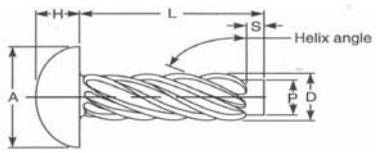

Nominal Size or Basic Screw Diameter		Number of Thread Starts	D Outside Diameter Max	D Outside Diameter Min	A Head Diameter Max	A Head Diameter Min	H Head Height Max	H Head Height Min	P Pilot Diameter Max	P Pilot Diameter Min	Recommended Hole Size Drill Size No.	Recommended Hole Size Hole Dia
00	0.0600	6	0.060	0.057	0.099	0.090	0.034	0.026	0.049	0.046	55	0.052
0	0.0750	6	0.075	0.072	0.127	0.118	0.049	0.041	0.063	0.060	51	0.067
2	0.1000	8	0.100	0.097	0.162	0.146	0.069	0.059	0.083	0.080	44	0.086
4	0.1160	7	0.116	0.112	0.211	0.193	0.086	0.075	0.096	0.092	37	0.104
6	0.1400	7	0.140	0.136	0.260	0.240	0.103	0.091	0.116	0.112	31	0.120
7	0.1540	8	0.154	0.150	0.285	0.264	0.111	0.099	0.126	0.122	29	0.136
8	0.1670	8	0.167	0.162	0.309	0.287	0.120	0.107	0.136	0.132	27	0.144
10	0.1820	8	0.182	0.177	0.359	0.334	0.137	0.123	0.150	0.146	20	0.161
12	0.2120	8	0.212	0.206	0.408	0.382	0.153	0.139	0.177	0.173	11	0.191
14	0.2420	9	0.242	0.236	0.457	0.429	0.170	0.155	0.202	0.198	2	0.221
5/16	0.3150	11	0.315	0.309	0.590	0.557	0.216	0.198	0.272	0.267	M	0.295
3/8	0.3780	12	0.378	0.371	0.708	0.670	0.256	0.237	0.334	0.329	T	0.358

Nominal Screw Length, L	1/8	3/16	1/4	5/16	3/8	1/2	5/8	3/4	1 in. and over
Pilot Length S	0.047	0.047	0.047	0.047	0.062	0.062	0.078	0.078	0.125

Specification Requirements:

- Standard: ASME B18.6.4, Type U.
- Material: Per ASME B18.6.4
- Performance Requirement: Must meet ASME B18.6.4 Drive Test
- Thread requirements: Per ASME B18.6.4.
- Coating: Fe/Zn 3A per ASTM F1941
- Material Test Reports: (If applicable) The MTR must have documented lot traceability, including full chemical and mechanical figures, to the specification(s) above.

Fastenal Product Standard: FNL.DRWL.BHPH.HL.BO

Drywall Screw, Bugle Head, Cross Recessed, High-Low Thread, Black Oxide

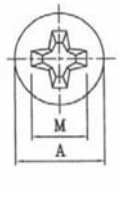

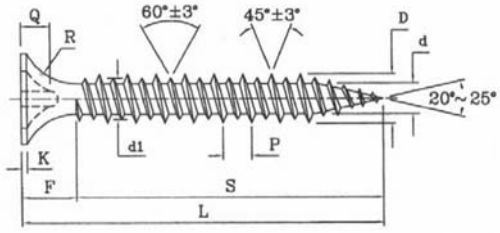

Length of Screw	Length of thread (s)
1" ≤ L ≤ 2 1/4"	Full thread
2 1/4" < L < 3"	Lt=2" +0.08/-0.00"
L > 3"	Lt=2 1/2" +0.08/-0.00"

Size	A Head Diameter Min.	A Head Diameter Max.	F Head Height Min.	F Head Height Max.	R Radius Min.	R Radius Max.	m Recess Diameter Min.	m Recess Diameter Max.	Q Penetration Gaging Depth Min.	Q Penetration Gaging Depth Max.	K Head Edge Max.	P Pitch +/- 10%	d1 Low Diameter Min.	d1 Low Diameter Max.	D High Diameter Min.	D High Diameter Max.	Torsional Strength (Kg-cm) Min.
#6-9	.315	.330	.236	.256	.157	.196	.177	.201	.104	.115	.031	.110	.110	.126	.143	.157	28
#7-9	.315	.330	.236	.256	.157	.196	.177	.201	.104	.115	.031	.110	.118	.133	.153	.169	35
#8-8	.315	.330	.236	.256	.157	.196	.177	.201	.104	.115	.031	.126	.129	.146	.171	.187	45
#10-8	.346	.362	.236	.256	.157	.196	.177	.201	.104	.125	.031	.126	.157	.173	.192	.210	56

Specification Requirements:

- Dimensions: Refer to figures above.
- Drive Style: Cross recessed drive.
- Material: 1018 or 1022 low carbon steel.
- Thread Requirements: Rolled thread screws per ASME B18.6.1.
- Hardness: Surface: HRC 45 to 51. Depth of hardness: .004" min. Core: HRC 21 to 45.
- Finish: Thermal or chemical black oxide.
- Material Test Report: (If applicable) The MTR must have documented lot traceability, including full chemical and mechanical figures, to the specification(s) above.

Length of Screw		Tolerance on Length
L=1"		+/-0.03"
1" < L ≤ 2"		+/-0.05"
2" < L ≤ 3"		+/-0.06"
3" < L ≤ 6"		+/-0.079"

Thread Cutting Screws

Fastenal Product Standard: FNL.TCS.FPH.F.Z

Thread Cutting Screw, Flat Head, Cross Recessed, Type F, Zinc Plated

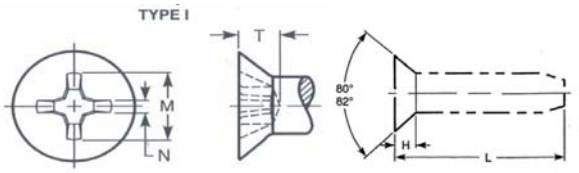

Size	Head Diameter		H	M	T	N	Driver Size
	Max.	Min.	Head Height	Recess Diameter	Recess Depth	Recess Width	
			Ref.	Ref.	Ref.	Ref.	
2	.162	.144	.096	.096	.055	.017	1
3	.187	.167	.100	.100	.060	.018	1
4	.212	.191	.122	.122	.081	.018	1
5	.237	.215	.148	.148	.074	.027	2
6	.262	.238	.168	.168	.094	.029	2
8	.312	.285	.182	.182	.110	.030	2
10	.362	.333	.198	.198	.124	.032	2
12	.412	.380	.262	.262	.144	.035	3
1/4	.477	.442	.276	.276	.160	.036	3
5/16	.597	.556	.358	.358	.205	.061	4
3/8	.717	.670	.386	.386	.234	.065	4
1/2	.815	.765	.418	.418	.265	.069	4

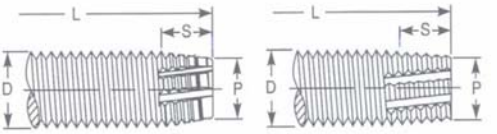

Size	Threads per Inch	D		P	S			
		Major Diameter		Point Diameter	Point Taper Length			
					For Short Screws		For Long Screws	
		Max.	Min.	Ref.	Max.	Min.	Max.	Min.
2	56	.0860	.0813	.068	.062	.045	.080	.062
2	64	.0860	.0816	.070	.055	.039	.070	.055
3	48	.0990	.0938	.078	.073	.052	.094	.073
3	56	.0990	.0942	.081	.062	.045	.080	.062
4	40	.1120	.1061	.087	.088	.062	.112	.088
4	48	.1120	.1068	.091	.073	.052	.094	.073
5	40	.1250	.1191	.100	.088	.062	.112	.088
5	44	.1250	.1195	.102	.080	.057	.102	.080
6	32	.1380	.1312	.107	.109	.078	.141	.109
6	40	.1380	.1321	.113	.088	.062	.112	.088
8	32	.1640	.1571	.132	.109	.078	.141	.109
8	36	.1640	.1577	.136	.097	.069	.125	.097
10	24	.1900	.1818	.148	.146	.104	.188	.146
10	32	.1900	.1831	.158	.109	.078	.141	.109
12	24	.2160	.2078	.174	.146	.104	.188	.146
12	28	.2160	.2085	.180	.125	.089	.161	.125
1/4	20	.2500	.2408	.200	.175	.125	.225	.175
1/4	28	.2500	.2425	.214	.125	.089	.161	.125
5/16	18	.3125	.3026	.257	.194	.139	.250	.194
5/16	24	.3125	.3042	.271	.146	.104	.188	.146
3/8	16	.3750	.3643	.312	.219	.156	.281	.219
3/8	24	.3750	.3667	.333	.146	.104	.188	.146
7/16	14	.4375	.4258	.366	.250	.179	.321	.250
7/16	20	.4375	.4281	.387	.175	.125	.225	.175
1/2	13	.5000	.4876	.423	.269	.192	.346	.269
1/2	20	.5000	.4906	.450	.175	.125	.225	.175

Specification Requirements:

- Standard: ASME B18.6.4.
- Drive Style: Cross recessed
- Material & Mechanical Requirements: SAE J933.
- Thread requirements: Rolled screw threads per ASME B18.6.4, Type F.
- Coating: Fe/Zn 3A per ASTM F1941.
- Material Test Reports: (If applicable) The MTR must have documented lot traceability, including full chemical and mechanical figures, to the specification(s) above.

Fastenal Product Standard: FNL.TCS.HWSL.F.Z

Thread Cutting Screw, Hex Washer Head, Slotted, Type F, Zinc Plated

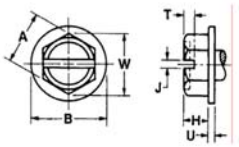

Size	A		W	H		B		U		J		T	
	WAF		WAC	Head Height		Washer Dia.		Thickness		Slot Width		Slot Depth	
	Max.	Min.	Min.	Max.	Min.	Max.	Min.	Max.	Min.	Max.	Min.	Max.	Min.
2	.125	.120	.134	.050	.040	.166	.154	.016	.010	-	-	-	-
4	.188	.181	.202	.060	.049	.243	.225	.019	.011	.039	.031	.042	.025
5	.188	.181	.202	.070	.058	.260	.240	.025	.015	.043	.035	.049	.030
6	.250	.244	.272	.093	.080	.328	.302	.025	.015	.048	.039	.053	.033
8	.250	.244	.272	.110	.096	.348	.322	.031	.019	.054	.045	.074	.052
10	.312	.305	.340	.120	.105	.414	.384	.031	.019	.060	.050	.080	.057
12	.312	.305	.340	.155	.139	.432	.398	.039	.022	.067	.056	.103	.077
1/4	.375	.367	.409	.190	.172	.520	.480	.050	.030	.075	.064	.111	.083
5/16	.500	.489	.545	.230	.208	.676	.624	.055	.035	.084	.072	.134	.100
3/8	.562	.551	.614	.295	.270	.780	.720	.063	.037	.094	.081	.168	.131

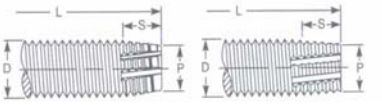

Size	Threads per Inch	D		P	S			
		Major Diameter		Point Diameter	Point Taper Length			
					For Short Screws		For Long Screws	
		Max.	Min.	Ref.	Max.	Min.	Max.	Min.
2	56	.0860	.0813	.068	.062	.045	.080	.062
2	64	.0860	.0816	.070	.055	.039	.070	.055
3	48	.0990	.0938	.078	.073	.052	.094	.073
3	56	.0990	.0942	.081	.062	.045	.080	.062
4	40	.1120	.1061	.087	.088	.062	.112	.088
4	48	.1120	.1068	.091	.073	.052	.094	.073
5	40	.1250	.1191	.100	.088	.062	.112	.088
5	44	.1250	.1195	.102	.080	.057	.102	.080
6	32	.1380	.1312	.107	.109	.078	.141	.109
6	40	.1380	.1321	.113	.088	.062	.112	.088
8	32	.1640	.1571	.132	.109	.078	.141	.109
8	36	.1640	.1577	.136	.097	.069	.125	.097
10	24	.1900	.1818	.148	.146	.104	.188	.146
10	32	.1900	.1831	.158	.109	.078	.141	.109
12	24	.2160	.2078	.174	.146	.104	.188	.146
12	28	.2160	.2085	.180	.125	.089	.161	.125
1/4	20	.2500	.2408	.200	.175	.125	.225	.175
1/4	28	.2500	.2425	.214	.125	.089	.161	.125
5/16	18	.3125	.3026	.257	.194	.139	.250	.194
5/16	24	.3125	.3042	.271	.146	.104	.188	.146
3/8	16	.3750	.3643	.312	.219	.156	.281	.219
3/8	24	.3750	.3667	.333	.146	.104	.188	.146
7/16	14	.4375	.4258	.366	.250	.179	.321	.250
7/16	20	.4375	.4281	.387	.175	.125	.225	.175
1/2	13	.5000	.4876	.423	.269	.192	.346	.269
1/2	20	.5000	.4906	.450	.175	.125	.225	.175

Specification Requirements:

- Standard: ASME B18.6.4.
- Drive Style: Cross recessed.
- Material & Mechanical Properties: SAE J933.
- Thread requirements: Rolled screw threads per ASME B18.6.4, Type F.
- Coating: Fe/Zn 3A per ASTM F1941.
- Material Test Reports: (If applicable) The MTR must have documented lot traceability, including full chemical and mechanical figures, to the specification(s) above.

Thread Cutting Screws

Fastenal Product Standard: FNL.TCS.HWSL.T23.Z

Thread Cutting Screw, Hex Washer Head, Slotted, Type T "23", Zinc Plated

Size	A WAF Max.	A WAF Min.	W WAC Min.	H Head Height Max.	H Head Height Min.	B Washer Dia. Max.	B Washer Dia. Min.	U Thickness Max.	U Thickness Min.	J Slot Width Max.	J Slot Width Min.	T Slot Depth Max.	T Slot Depth Min.
2	.125	.120	.134	.050	.040	.166	.154	.016	.010	-	-	-	-
4	.188	.181	.202	.060	.049	.243	.225	.019	.011	.039	.031	.042	.025
5	.188	.181	.202	.070	.058	.260	.240	.025	.015	.043	.035	.049	.030
6	.250	.244	.272	.093	.080	.328	.302	.025	.015	.048	.039	.053	.033
8	.250	.244	.272	.110	.096	.348	.322	.031	.019	.054	.045	.074	.052
10	.312	.305	.340	.120	.105	.414	.384	.031	.019	.060	.050	.080	.057
12	.312	.305	.340	.155	.139	.432	.398	.039	.022	.067	.056	.103	.077
1/4	.375	.367	.409	.190	.172	.520	.480	.050	.030	.075	.064	.111	.083
5/16	.500	.489	.545	.230	.208	.676	.624	.055	.035	.084	.072	.134	.100
3/8	.562	.551	.614	.295	.270	.780	.720	.063	.037	.094	.081	.168	.131

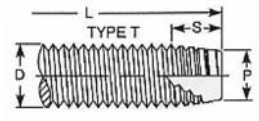

Size	D Major Diameter Max.	D Major Diameter Min.	P Point Diameter Ref.	S Point Taper Length Short Screws Max.	S Point Taper Length Short Screws Min.	S Point Taper Length Long Screws Max.	S Point Taper Length Long Screws Min.	L Deter. Length for Point Taper 90° Heads	L Deter. Length for Point Taper Csk Heads	L Min. Practical Nominal Screw Length 90° Heads	L Min. Practical Nominal Screw Length Csk Heads
2-56	.0860	.0813	.068	.062	.045	.080	.062	5/32	3/16	5/32	3/16
4-40	.1120	.1061	.087	.088	.062	.112	.088	7/32	1/4	3/16	1/4
5-40	.1250	.1191	.100	.088	.062	.112	.088	7/32	9/32	3/16	1/4
6-32	.1380	.1312	.107	.109	.078	.141	.109	1/4	5/16	1/4	5/16
8-32	.1640	.1571	.132	.109	.078	.141	.109	1/4	11/32	1/4	5/16
10-24	.1900	.1818	.148	.146	.104	.188	.146	11/32	7/16	5/16	13/32
10-32	.1900	.1831	.158	.109	.078	.141	.109	1/4	11/32	1/4	58/16
12-24	.2160	.2078	.174	.146	.104	.188	.146	11/32	7/16	5/16	13/32
1/4-20	.2500	.2408	.200	.175	.125	.225	.175	13/32	17/32	3/8	1/2
5/16-18	.3125	.3026	.257	.194	.139	.250	.194	15/32	19/32	7/16	9/16
3/8-16	.3750	.3643	.312	.219	.156	.281	.219	1/2	11/16	15/32	5/8

Specification Requirements:

- Standard: ASME B18.6.4.
- Drive Style: Cross recessed.
- Material: Carbon Steel.
- Mechanical Requirements: ASME B18.6.4.
- Thread requirements: Rolled Thread Screws per ASME B18.6.4, Type BT "25."
- Coating: Fe/Zn 3A per ASTM F1941.
- Material Test Reports: (If applicable) The MTR must have documented lot traceability, including full chemical and mechanical figures to the specification(s) above.

Fastenal Product Standard: FNL.TCS.PPH.T25.Z

Thread Cutting Screw, Pan Head, Cross Recessed, Type BT "25", Zinc Plated

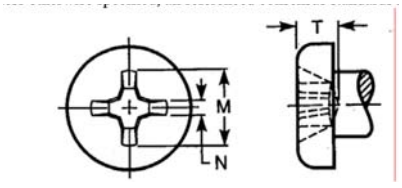

Size	D Major Diameter Max.	D Major Diameter Min.	d Minor Diameter Max.	d Minor Diameter Min.	P Point Diameter Ref.	S Point Taper Length Max.	S Point Taper Length Min.	L Minimum Practical Nominal Screw Lengths 90° Heads
2-32	.088	.082	.064	.060	.058	.062	.047	5/32
3-28	.101	.095	.075	.071	.068	.071	.054	3/16
4-24	.114	.108	.086	.082	.079	.083	.063	3/16
5-20	.130	.123	.094	.090	.087	.100	.075	7/32
6-20	.139	.132	.104	.099	.095	.100	.075	1/4
7-19	.154	.147	.115	.109	.105	.105	.079	1/4
8-18	.166	.159	.122	.116	.112	.111	.083	9/32
10-16	.189	.182	.141	.135	.130	.125	.094	5/16
12-14	.215	.208	.164	.157	.152	.143	.107	11/32
1/4-14	.246	.237	.192	.185	.179	.143	.107	3/8
5/16-12	.315	.306	.244	.236	.230	.167	.125	15/32
3/8-12	.380	.371	.309	.299	.293	.167	.125	17/32
7/16-10	.440	.429	.359	.349	.343	.200	.150	5/8
1/2-10	.504	.493	.423	.413	.407	.200	.150	11/16

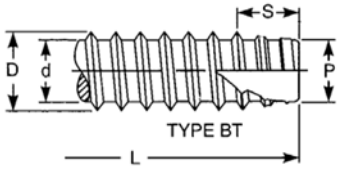

Size	Head Diameter Max.	Head Diameter Min.	H Head Height Max.	H Head Height Min.	M Recess Diameter Ref.	T Recess Depth Ref.	N Recess Width Ref.	Driver Size
2	.167	.155	.062	.053	.098	.050	.017	1
3	.193	.180	.071	.062	.106	.059	.019	1
4	.219	.205	.080	.070	.116	.069	.019	1
5	.245	.231	.089	.079	.152	.070	.028	2
6	.270	.256	.097	.087	.160	.078	.028	2
8	.322	.306	.115	.105	.176	.095	.030	2
10	.373	.357	.133	.122	.192	.112	.031	2
12	.425	.407	.151	.139	.252	.128	.034	3
1/4	.492	.473	.175	.162	.274	.148	.036	3
5/16	.615	.594	.218	.203	.344	.181	.059	4
3/8	.740	.716	.261	.244	.382	.222	.069	4
1/2	.987	.958	.348	.325	.428	.268	.071	4

Specification Requirements:

- Standard: ASME B18.6.4.
- Drive Style: Cross recessed.
- Material: Carbon Steel.
- Mechanical Requirements: ASME B18.6.4.
- Thread requirements: Rolled Thread Screws per ASME B18.6.4, Type BT "25."
- Coating: Fe/Zn 3A per ASTM F1941.
- Material Test Reports: (If applicable) The MTR must have documented lot traceability, including full chemical and mechanical figures to the specification(s) above.

Thread Rolling Screws

Fastenal Product Standard: FNL.TRS.HWSL.Z

Trilobular Thread Rolling Screw, Hex Slotted Washer Head, Zinc Plated

Size	A		W	H		B		U		J		T	
	Width Across Flats		Width Across Corners	Head Height		Washer Diameter		Washer Thickness		Slot Width		Slot Depth	
	Max.	Min.	Min.	Max.	Min.	Max.	Min.	Max.	Min.	Max.	Min.	Max.	Min.
2	.125	.120	.134	.050	.040	.166	.154	.016	.010	-	-	-	-
3	.125	.120	.134	.055	.044	.177	.163	.016	.010	-	-	-	-
4	.188	.181	.202	.060	.049	.243	.225	.019	.011	.039	.031	.042	.025
5	.188	.181	.202	.070	.058	.260	.240	.025	.015	.043	.035	.049	.030
6	.250	.244	.272	.093	.080	.328	.302	.025	.015	.048	.039	.053	.033
8	.250	.244	.272	.110	.096	.348	.322	.031	.019	.054	.045	.074	.052
10	.312	.305	.340	.120	.105	.414	.384	.031	.019	.064	.050	.080	.057
12	.312	.305	.340	.155	.139	.432	.398	.039	.022	.067	.056	.103	.077
1/4	.375	.367	.409	.190	.172	.520	.480	.050	.030	.075	.064	.111	.083
5/16	.500	.489	.545	.230	.208	.676	.624	.055	.035	.084	.072	.134	.100
3/8	.562	.551	.614	.295	.270	.780	.720	.063	.037	.094	.081	.168	.131
1/2	.750	.735	.820	.400	.367	1.040	.960	.085	.050	-	-	-	-

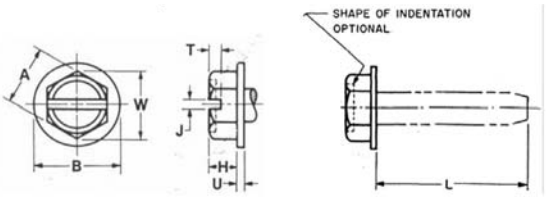

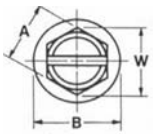

Nominal Screw Width	C		D		G	Point Length	
	Screw Body Dimensions				Point		
	Diameter of Circumscribing Circle		Measurement Across Center		Diameter of Circumscribing Circle		
	Max.	Min.	Max.	Min.	Max.	Max.	Min.
2-56	.0875	.0835	.0840	.0800	.070	.062	.036
3-48	.1010	.0970	.0970	.0930	.081	.073	.042
4-40	.1145	.1105	.1095	.1055	.090	.088	.050
5-40	.1275	.1235	.1225	.1185	.103	.088	.050
6-32	.1410	.1350	.1350	.1290	.111	.109	.062
8-32	.1670	.1610	.1610	.1550	.137	.109	.062
10-24	.1940	.1880	.1860	.1800	.153	.146	.083
10-32	.1930	.1870	.1870	.1810	.163	.146	.083
1/4-20	.2550	.2490	.2450	.2390	.206	.175	.100
5/16-18	.3180	.3120	.307	.301	.264	.194	.111
3/8-16	.3810	.3750	.3685	.3625	.320	.219	.125
1/2-13	.5075	.5015	.4920	.4860	.432	.269	.154

Specification Requirements:

- Dimensions: ASME B18.6.4 for head and length dimensions (length tolerance per Type C tapping screw). SAE J81 for point length.
- Drive Style: Hex Slotted
- Material & Mechanical Properties: Carbon Steel per SAE J81.
- Thread requirements: Trilobular per dimensions above.
- Coating: Fe/Zn 3A per ASTM F1941 and waxed.
- Material Test Reports: (If applicable) The MTR must have documented lot traceability, including full chemical and mechanical figures, to the specification(s) above.

Fastenal Product Standard: FNL.TRS.PPH.Z

Trilobular Thread Rolling Screw, Pan Head, Cross Recessed, Zinc Plated

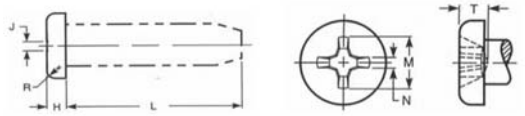

Size	A		H		R	M	N
	Head Diameter		Head Height		Head Radius	Recess Dia.	Rec. Width
	Max.	Min.	Max.	Min.	Max.	Ref.	Ref.
2	.167	.155	.062	.053	.035	.098	.017
3	.193	.180	.071	.062	.037	.106	.019
4	.219	.205	.080	.070	.042	.116	.019
5	.245	.231	.089	.079	.044	.152	.028
6	.270	.256	.097	.087	.046	.160	.028
8	.322	.306	.115	.105	.052	.176	.030
10	.373	.357	.133	.122	.061	.192	.031
12	.425	3.407	.151	.139	.078	.252	.034
1/4	.492	.473	.175	.162	.087	.274	.036
5/16	.615	.594	.218	.203	.099	.344	.059
3/8	.740	.716	.261	.244	.143	.382	.065
1/2	.987	.958	.348	.325	.175	.428	.071

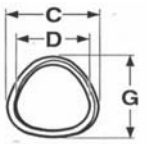

Nominal Screw Width	C		D		G	Point Length	
	Screw Body Dimensions				Point		
	Diameter of Circumscribing Circle		Measurement Across Center		Diameter of Circumscribing Circle		
	Max.	Min.	Max.	Min.	Max.	Max.	Min.
2-56	.0875	.0835	.0840	.0800	.070	.062	.036
3-48	.1010	.0970	.0970	.0930	.081	.073	.042
4-40	.1145	.1105	.1095	.1055	.090	.088	.050
5-40	.1275	.1235	.1225	.1185	.103	.088	.050
6-32	.1410	.1350	.1350	.1290	.111	.109	.062
8-32	.1670	.1610	.1610	.1550	.137	.109	.062
10-24	.1940	.1880	.1860	.1800	.153	.146	.083
10-32	.1930	.1870	.1870	.1810	.163	.146	.083
1/4-20	.2550	.2490	.2450	.2390	.206	.175	.100
5/16-18	.3180	.3120	.307	.301	.264	.194	.111
3/8-16	.3810	.3750	.3685	.3625	.320	.219	.125
1/2-13	.5075	.5015	.4920	.4860	.432	.269	.154

Fastenal Product Standard: FNL.TRS.PPH.Z

- Dimensions: ASME B18.6.4 for head and length dimensions (length tolerances per Type C tapping screws). SAE J81 for point length.
- Drive Style: Cross Recessed, Type 1.
- Material & Mechanical Properties: Carbon Steel per SAE J81.
- Thread requirements: Trilobular per dimensions above.
- Coating: Fe/Zn 3A per ASTM F1941 and waxed.
- Material Test Reports: (If applicable) The MTR must have documented lot traceability, including full chemical and mechanical figures, to the specification(s) above.

Thread Rolling Screws, Thumb Screws, Hanger Bolts

Fastenal Product Standard: FNL.TRS.PPH.PL.Z

Trilobular Plastic Thread Rolling Screw, Pan Head, Cross Recessed, Zinc Plated

Size	Head Diameter		H Head Height		R Head Radius	M Recess Dia	T Recess Depth	N Recess Width
	Max.	Min.	Max.	Min.	Min.	Ref.	Ref.	Ref.
2	.167	.155	.062	.053	.010	.098	.050	.017
4	.219	.205	.080	.070	.010	.116	.069	.019
6	.270	.256	.097	.087	.015	.160	.078	.028
8	.322	.306	.115	.105	.015	.176	.095	.030
10	.373	.357	.133	.122	.020	.192	.112	.031



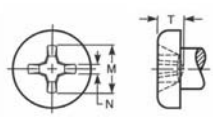

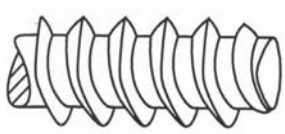

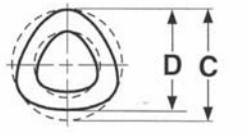

Size	C Dia. Of Circumscribing Circle		D Measurements Across Center		Min. Out-Of-Round
	Max.	Min.	Max.	Min.	
2	0.092	0.086	0.089	0.083	0.002
4	0.127	0.121	0.123	0.117	0.002
6	0.147	0.141	0.143	0.137	0.003
8	0.185	0.179	0.179	0.173	0.004
10	0.212	0.206	0.208	0.202	0.004

Specification Requirements:

- Standard: ASME B18.6.4 for head and length (length tolerance per Type C tapping screws). SAE J81 for point length.
- Drive Style: Cross Recessed, Type 1.
- Material: 1022 carbon steel.
- Mechanical Properties: Case Hardness: HRC 45 minimum
  Case Depth: No. 2 thru 6: .002" to .007"
  No. 8 thru 10: .004" to .009"
- Thread requirements: Trilobular per dimensions above.
- Coating: Fe/Zn 3A per ASTM F1941 and waxed.
- Material Test Reports: (If applicable) The MTR must have documented lot traceability, including full chemical and mechanical figures, to the specification(s) above.

Fastenal Product Standard: FNL.THMBS.Z

Thumb Screws, Carbon Steel, Zinc Plated

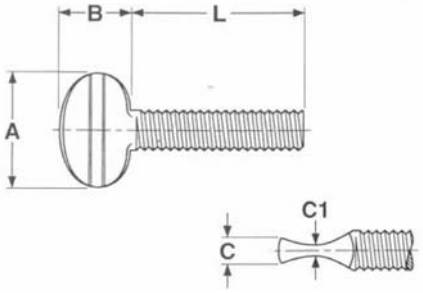

Size	A Head Width		B Head Height		C Head Thickness		C1 Head Thickness		L Practical Screw Lengths	
	Max.	Min.	Max.	Min.	Max.	Min.	Max.	Min.	Max.	Min.
6	.45	.43	.28	.26	.08	.06	.03	.02	1.00	.25
8	.51	.49	.32	.30	.09	.07	.04	.02	1.00	.38
10	.58	.54	.39	.36	.10	.08	.05	.03	2.00	.38
12	.71	.67	.45	.43	.11	.09	.05	.03	2.00	.38
1/4	.83	.80	.52	.48	.16	.14	.06	.03	2.50	.50
5/16	.96	.91	.64	.60	.17	.14	.09	.06	3.00	.50
3/8	1.09	1.03	.71	.67	.22	.18	.11	.08	3.00	.75
7/16	1.40	1.35	.96	.91	.27	.24	.14	.11	4.00	1.00
1/2	1.54	1.46	1.09	1.03	.33	.29	.15	.11	4.00	1.00

Specification Requirements:

- Dimensions: IFI-156, Type B Regular Thumb Screws.
- Material: Carbon Steel.
- Threads: ANSI B1.1 UNC & UNF Class 1A
- Tensile Strength: 48,000 psi minimum ultimate tensile.
- Coating: Fe/Zn 3A per ASTM F1941.
- Material Test Reports: (If applicable) The MTR must have documented lot traceability, including full chemical and mechanical figures, to the specification(s) above.

Fastenal Product Standard: FNL.HANGB.Z

Hanger Bolts, Zinc:

Diameter	C Standard Length	A Machine Thread Length	B Lag Thread Length	D Center Space
10-24	1	3/8	5/8	-
	1 1/4	5/8	5/8	-
	1 1/2	5/8	7/8	-
	1 3/4	3/4	1	-
	2	1	1	-
	2 1/2	1	1 1/2	-
	3	1 1/2	1 1/2	-
	3 1/2	1 1/2	2	-
1/4-20	1	3/8	5/8	-
	1 1/4	5/8	5/8	-
	1 1/2	5/8	7/8	-
	1 3/4	3/4	1	-
	2	1	1	-
	2 1/4	1	1 1/4	-
	2 1/2	1	1 1/2	-
	2 3/4	1 1/4	1 1/2	-
	3	1 1/2	1 1/2	-
	3 1/2	1 1/2	2	-
	4	2	2	-
	4 1/2	1 1/8	3	3/8
	5	1 3/8	3	5/8
	6	1 1/2	3	1 1/2
5/16-18	1 1/2	5/8	7/8	-
	1 3/4	3/4	1	-
	2	1	1	-
	2 1/4	1	1 1/4	-
	2 1/2	1	1 1/2	-
	2 3/4	1 1/4	1 1/2	-
	3	1 1/2	1 1/2	-
	3 1/2	1 1/2	2	-
	3 3/4	1 3/4	2	-
	4	2	2	-
	4 1/2	1 1/8	3	3/8
	5	1 3/8	3	5/8
	5 1/2	1 1/2	3	1
	6	1 1/2	3	1 1/2
3/8-16	2	1	1	-
	2 1/2	1	1 1/2	-
	3	1 1/2	1 1/2	-
	3 1/2	1 1/2	2	-
	4	2	2	-
	4 1/2	1 1/8	3	3/8
	5	1 3/8	3	5/8
	5 1/2	1 1/2	3	1
	6	1 1/4	3	1 3/4
	8	2 1/2	3	2 1/2
	10	2 1/2	3	4 1/2
	12	2 1/2	3	6 1/2

****Tolerance on length: Up to 6" +/- 1/16" Over 6": +/- 1/8"

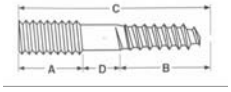

Specification Requirements:

- Dimensions: See dimensions above.
- Machine Screw Thread Requirements: ANSI B1.1 UNC & UNF Class 1A
- Material: Low Carbon Steel.
- Finish: Light Protective Oil
- Material Test Reports: (If applicable) The MTR must have documented lot traceability, including full chemical and mechanical figures, to the specification(s) above.

Coach Screws, Machine Screw Nuts

Fastenal Product Standard: FNL.CS.Z

Coach Screws, Zinc

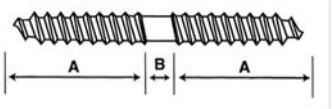

Diameter & Thread Pitch	Overall Length	A Thread Lengths	B Collar Lengths
#6-18	3/4	3/8	-
	1	3/8	1/4
#8-15	1	1/2	-
	1 1/4	5/8	-
	1 1/2	5/8	1/4
#10-11	1	1/2	-
	1 1/4	1/2	1/4
	1 1/2	3/4	-
	1 3/4	3/4	1/4
	2	7/8	1/4
	2 1/4	7/8	1/2
	2 1/2	1 1/8	1/4
	3	1 3/8	1/4
1/4"-10	1 1/2	3/4	-
	1 3/4	3/4	1/4
	2	7/8	1/4
	2 1/2	1 1/8	1/4
	3	1 3/8	1/4
	3 1/2	1 5/8	1/4
5/16"-9	1 1/2	3/4	-
	1 3/4	3/4	1/4
	2	7/8	1/4
	2 1/2	1 1/8	1/4
	3	1 3/8	1/4
	3 1/2	1 5/8	1/4
	4	1 5/8	3/4
	4 1/2	2 1/4	-
	5	2 1/4	1/2
	6	2 1/4	1 1/2
3/8-7	2	7/8	1/4
	2 1/2	1 1/8	1/4
	3	1 3/8	1/4
	3 1/2	1 5/8	1/4
	4	1 5/8	3/4
	4 1/2	2 1/4	-
	5	2 1/4	1/2
	6	2 1/4	1 1/2
	8	3	2
1/2-6	4	2	-
	5	2	1
	6	3	-
	8	3	2

olerances: +/-0.06". Length tolerance: Up to 6": +/-1/16", over 6":

Specification Requirements:

- Dimensions: See dimensions above.
- Thread Requirements: Lag Screw Threads.
- Material & Mechanical Properties: Low Carbon Steel. Core hardness: HRB 70 to 100. Tensile strength: 60,000 psi minimum.
- Finish: Fe/Zn 3A per ASTM F1941.
- Material Test Reports: (If applicable) The MTR must have documented lot traceability, including full chemical and mechanical figures, to the specification(s) above.

Fastenal Product Standard: FNL.HMSN.P

Hex Machine Screw Nuts, Plain Finish

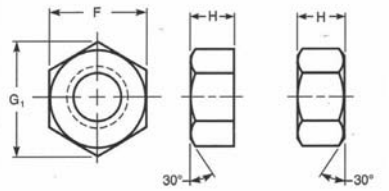

Size	F Width Across Flats Max.	F Width Across Flats Min.	G1 Width Across Corners Max.	G1 Width Across Corners Min.	H Thickness Max.	H Thickness Min.
0	.156	.150	.180	.171	.050	.043
1	.156	.150	.180	.171	.050	.043
2	.188	.180	.217	.205	.066	.057
3	.188	.180	.217	.205	.066	.057
4	.250	.241	.289	.275	.098	.087
5	.312	.302	.361	.344	.114	.102
6	.312	.302	.361	.344	.114	.102
8	.344	.332	.397	.378	.130	.117
10	.375	.362	.433	.413	.130	.117
12	.438	.423	.505	.482	.161	.148
1/4	.438	.423	.505	.482	.193	.178
5/16	.562	.545	.650	.621	.225	.208
3/8	.625	.607	.722	.692	.257	.239

Specification Requirements:

- Dimensions: ANSI/ASME B18.6.3.
- Material: Carbon Steel.
- Threads: ASME B1.1 UNC & UNF Class 2B.
- Finish: Light protective oil
- Material Test Reports: (If applicable) The MTR must have documented lot traceability, including full chemical and mechanical figures, to the specification(s) above.

Fastenal Product Standard: FNL.HMSN.Z

Hex Machine Screw Nuts, Zinc Plated

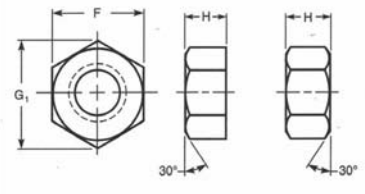

Size	F Width Across Flats Max.	F Width Across Flats Min.	G1 Width Across Corners Max.	G1 Width Across Corners Min.	H Thickness Max.	H Thickness Min.
0	.156	.150	.180	.171	.050	.043
1	.156	.150	.180	.171	.050	.043
2	.188	.180	.217	.205	.066	.057
3	.188	.180	.217	.205	.066	.057
4	.250	.241	.289	.275	.098	.087
5	.312	.302	.361	.344	.114	.102
6	.312	.302	.361	.344	.114	.102
8	.344	.332	.397	.378	.130	.117
10	.375	.362	.433	.413	.130	.117
12	.438	.423	.505	.482	.161	.148
1/4	.438	.423	.505	.482	.193	.178
5/16	.562	.545	.650	.621	.225	.208
3/8	.625	.607	.722	.692	.257	.239

Specification Requirements:

- Dimensions: ANSI/ASME B18.6.3.
- Material: Carbon Steel.
- Threads: ASME B1.1 UNC & UNF Class 2B.
- Finish: Fe/Zn 3A per ASTM F1941
- Material Test Reports: (If applicable) The MTR must have documented lot traceability, including full chemical and mechanical figures, to the specification(s) above.

Fastenal Product Standard: FNL.HMSN.YZ

Hex Machine Screw Nuts, Yellow Zinc Plated

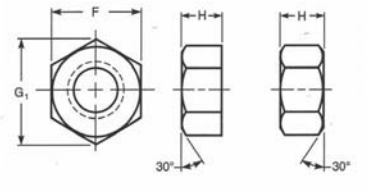

Size	F Width Across Flats Max.	F Width Across Flats Min.	G1 Width Across Corners Max.	G1 Width Across Corners Min.	H Thickness Max.	H Thickness Min.
0	.156	.150	.180	.171	.050	.043
1	.156	.150	.180	.171	.050	.043
2	.188	.180	.217	.205	.066	.057
3	.188	.180	.217	.205	.066	.057
4	.250	.241	.289	.275	.098	.087
5	.312	.302	.361	.344	.114	.102
6	.312	.302	.361	.344	.114	.102
8	.344	.332	.397	.378	.130	.117
10	.375	.362	.433	.413	.130	.117
12	.438	.423	.505	.482	.161	.148
1/4	.438	.423	.505	.482	.193	.178
5/16	.562	.545	.650	.621	.225	.208
3/8	.625	.607	.722	.692	.257	.239

Specification Requirements:

- Dimensions: ANSI/ASME B18.6.3.
- Material: Carbon Steel.
- Threads: ASME B1.1 UNC & UNF Class 2B.
- Finish: Fe/Zn 3C per ASTM F1941
- Material Test Reports: (If applicable) The MTR must have documented lot traceability, including full chemical and mechanical figures, to the specification(s) above.

Hex Nuts

Fastenal Product Standard: FNL.FHN.GRA.P

Finished Hex Nuts, Grade A, Plain

Nominal Size (inch)	F Width Across Flats Basic	F Width Across Flats Max.	F Width Across Flats Min.	G Width Across Corners Max.	G Width Across Corners Min.	H Thickness Hex Nut Basic	H Thickness Hex Nut Max.	H Thickness Hex Nut Min.
1/4	7/16	0.438	0.428	0.505	0.488	7/32	0.226	0.212
5/16	1/2	0.500	0.489	0.577	0.557	17/64	0.273	0.258
3/8	9/16	0.563	0.551	0.650	0.628	21/64	0.337	0.320
7/16	11/16	0.688	0.675	0.794	0.768	3/8	0.385	0.365
1/2	3/4	0.750	0.736	0.866	0.840	7/16	0.448	0.427
9/16	7/8	0.875	0.861	1.010	0.982	31/64	0.496	0.473
5/8	15/16	0.938	0.922	1.083	1.051	35/64	0.559	0.535
3/4	1 1/8	1.125	1.088	1.299	1.240	41/64	0.665	0.617
7/8	1 5/16	1.312	1.269	1.516	1.447	3/4	0.776	0.724
1	1 1/2	1.500	1.450	1.732	1.653	55/64	0.887	0.831
1 1/8	1 11/16	1.688	1.631	1.949	1.859	31/32	0.999	0.939
1 1/4	1 7/8	1.875	1.812	2.165	2.066	1 1/16	1.094	1.030
1 3/8	2 1/16	2.062	1.994	2.382	2.273	1 11/64	1.206	1.138
1 1/2	2 1/4	2.250	2.175	2.598	2.480	1 9/32	1.317	1.245
1 3/4	2 5/8	2.625	2.538	3.031	2.893	1 1/2	1.540	1.460
2	3	3.000	2.900	3.464	3.306	1 23/32	1.763	1.675
2 1/4	3 3/8	3.375	3.263	3.897	3.720	1 15/16	1.986	1.890
2 1/2	3 3/4	3.750	3.625	4.330	4.133	2 5/32	2.209	2.104
2 3/4	4 1/8	4.125	3.988	4.763	4.546	2 3/8	2.431	2.319
3	4 1/2	4.500	4.350	5.196	4.959	2 19/32	2.654	2.534

Specification Requirements:

- Dimensions: ASME B18.2.2
- Material & Mechanical Properties: Grade A per ASTM A563
- Thread requirements: ANSI B1.1 UNC & UNF Class 2B
- Finish: Light protective oil
- Product Marking: Manufacturer ID
- Material Test Reports: (If applicable) The MTR must have documented lot traceability, including full chemical and mechanical figures, to the specification(s) above.

Fastenal Product Standard: FNL.FHN.GRA.Z

Finished Hex Nuts, Grade A, Zinc Plated

Nominal Size	F Width Across Flats Max.	F Width Across Flats Min.	G Width Across Corners Max.	G Width Across Corners Min.	H Thickness Max.	H Thickness Min.
1/4	.438	.428	.505	.488	.226	.212
5/16	.500	.489	.577	.557	.273	.258
3/8	.563	.551	.650	.628	.337	.320
7/16	.688	.675	.794	.768	.385	.365
1/2	.750	.736	.866	.840	.448	.427
9/16	.875	.861	1.010	.982	.496	.473
5/8	.938	.922	1.083	1.051	.559	.535
3/4	1.125	1.088	1.299	1.240	.665	.617
7/8	1.312	1.269	1.516	1.447	.776	.724
1	1.500	1.450	1.732	1.653	.887	.831
1 1/8	1.688	1.631	1.949	1.859	.999	.939
1 1/4	1.875	1.812	2.165	2.066	1.094	1.030
1 3/8	2.062	1.994	2.382	2.273	1.206	1.138
1 1/2	2.250	2.175	2.598	2.480	1.317	1.245
1 5/8	2.43	2.35	2.805	2.679	1.416	1.364
1 3/4	2.625	2.538	3.031	2.893	1.540	1.460
1 7/8	2.813	2.722	3.247	3.103	1.651	1.567
2	3.000	2.900	3.464	3.306	1.763	1.675
2 1/4	3.375	3.263	3.897	3.719	1.986	1.890
2 1/2	3.750	3.625	4.330	4.133	2.209	2.105
2 3/4	4.125	3.988	4.763	4.546	2.431	2.319
3	4.5	4.350	5.196	4.959	2.654	2.534

Specification Requirements:

- Dimensions: ASME B18.2.2
- Material & Mechanical Properties: Grade A per ASTM A563
- Thread requirements: ANSI B1.1 UNC & UNF Class 2B
- Finish: Fe/Zn 3A per ASTM F1941
- Product Marking: Manufacturer ID
- Material Test Reports: (If applicable) The MTR must have documented lot traceability, including full chemical and mechanical figures, to the specification(s) above.

Fastenal Product Standard: FNL.FHN.GRA.HDG

Finished Hex Nuts, Grade A, Hot Dip Galvanized

Nominal Size	F Width Across Flats Max.	F Width Across Flats Min.	G Width Across Corners Max.	G Width Across Corners Min.	H Thickness Max.	H Thickness Min.
1/4	.438	.428	.505	.488	.226	.212
5/16	.500	.489	.577	.557	.273	.258
3/8	.563	.551	.650	.628	.337	.320
7/16	.688	.675	.794	.768	.385	.365
1/2	.750	.736	.866	.840	.448	.427
9/16	.875	.861	1.010	.982	.496	.473
5/8	.938	.922	1.083	1.051	.559	.535
3/4	1.125	1.088	1.299	1.240	.665	.617
7/8	1.312	1.269	1.516	1.447	.776	.724
1	1.500	1.450	1.732	1.653	.887	.831
1 1/8	1.688	1.631	1.949	1.859	.999	.939
1 1/4	1.875	1.812	2.165	2.066	1.094	1.030
1 3/8	2.062	1.994	2.382	2.273	1.206	1.138
1 1/2	2.250	2.175	2.598	2.480	1.317	1.245
1 5/8	2.43	2.35	2.805	2.679	1.416	1.364
1 3/4	2.625	2.538	3.031	2.893	1.540	1.460
1 7/8	2.813	2.722	3.247	3.103	1.651	1.567
2	3.000	2.900	3.464	3.306	1.763	1.675
2 1/4	3.375	3.263	3.897	3.719	1.986	1.890
2 1/2	3.750	3.625	4.330	4.133	2.209	2.105
2 3/4	4.125	3.988	4.763	4.546	2.431	2.319
3	4.5	4.350	5.196	4.959	2.654	2.534

Specification Requirements:

- Dimensions: ASME B18.2.2
- Material & Mechanical Properties: Grade A per ASTM A563
- Thread requirements: ANSI B1.1 UNC & UNF Class 2B
- Finish: Galvanize per ASTM A153 or F2329. Must meet supplemental requirement S1 and S2 per ASTM A563.
- Product Marking: Manufacturer ID
- Material Test Reports: (If applicable) The MTR must have documented lot traceability, including full chemical and mechanical figures, to the specification(s) above.

Fastenal Product Standard: FNL.FHN.GRA.YZ

Finished Hex Nuts, Grade A, Yellow Zinc

Nominal Size	F Width Across Flats Max.	F Width Across Flats Min.	G Width Across Corners Max.	G Width Across Corners Min.	H Thickness Max.	H Thickness Min.
1/4	.438	.428	.505	.488	.226	.212
5/16	.500	.489	.577	.557	.273	.258
3/8	.563	.551	.650	.628	.337	.320
7/16	.688	.675	.794	.768	.385	.365
1/2	.750	.736	.866	.840	.448	.427
9/16	.875	.861	1.010	.982	.496	.473
5/8	.938	.922	1.083	1.051	.559	.535
3/4	1.125	1.088	1.299	1.240	.665	.617
7/8	1.312	1.269	1.516	1.447	.776	.724
1	1.500	1.450	1.732	1.653	.887	.831
1 1/8	1.688	1.631	1.949	1.859	.999	.939
1 1/4	1.875	1.812	2.165	2.066	1.094	1.030
1 3/8	2.062	1.994	2.382	2.273	1.206	1.138
1 1/2	2.250	2.175	2.598	2.480	1.317	1.245
1 5/8	2.43	2.35	2.805	2.679	1.416	1.364
1 3/4	2.625	2.538	3.031	2.893	1.540	1.460
1 7/8	2.813	2.722	3.247	3.103	1.651	1.567
2	3.000	2.900	3.464	3.306	1.763	1.675
2 1/4	3.375	3.263	3.897	3.719	1.986	1.890
2 1/2	3.750	3.625	4.330	4.133	2.209	2.105
2 3/4	4.125	3.988	4.763	4.546	2.431	2.319
3	4.5	4.350	5.196	4.959	2.654	2.534

Specification Requirements:

- Dimensions: ASME B18.2.2
- Material & Mechanical Properties: Grade A per ASTM A563
- Thread requirements: ANSI B1.1 UNC & UNF Class 2B
- Finish: Fe/Zn 5C per ASTM F1941
- Product Marking: Manufacturer ID
- Material Test Reports: (If applicable) The MTR must have documented lot traceability, including full chemical and mechanical figures, to the specification(s) above.

FASTENER STANDARDS

Hex Nuts

Fastenal Product Standard: FNL.FHN.GR5.P

Finished Hex Nuts, Grade 5, Plain

Nominal Size	F Width Across Flats		G Width Across Corners		H Thickness	
	Max.	Min.	Max.	Min.	Max.	Min.
1/4	.438	.428	.505	.488	.226	.212
5/16	.500	.489	.577	.557	.273	.258
3/8	.563	.551	.650	.628	.337	.320
7/16	.688	.675	.794	.768	.385	.365
1/2	.750	.736	.866	.840	.448	.427
9/16	.875	.861	1.010	.982	.496	.473
5/8	.938	.922	1.083	1.051	.559	.535
3/4	1.125	1.088	1.299	1.240	.665	.617
7/8	1.312	1.269	1.516	1.447	.776	.724
1	1.500	1.450	1.732	1.653	.887	.831
1 1/8	1.688	1.631	1.949	1.859	.999	.939
1 1/4	1.875	1.812	2.165	2.066	1.094	1.030
1 3/8	2.062	1.994	2.382	2.273	1.206	1.138
1 1/2	2.250	2.175	2.598	2.480	1.317	1.245
1 5/8	2.43	2.35	2.805	2.679	1.416	1.364
1 3/4	2.625	2.538	3.031	2.893	1.540	1.460
1 7/8	2.813	2.722	3.247	3.103	1.651	1.567
2	3.000	2.900	3.464	3.306	1.763	1.675
2 1/4	3.375	3.263	3.897	3.719	1.986	1.890
2 1/2	3.750	3.625	4.330	4.133	2.209	2.105
2 3/4	4.125	3.988	4.763	4.546	2.431	2.319
3	4.5	4.350	5.196	4.959	2.654	2.534

Specification Requirements:

- Dimensions: ASME B18.2.2
- Material: Grade 5 per SAE J995
- Thread requirements: ANSI B1.1 UNC & UNF Class 2B
- Finish: Light protective oil
- Product Marking: Manufacturer ID and a dot and radial or circumferential line at 120 ° counter clockwise from the dot.
- Material Test Reports: (If applicable) The MTR must have documented lot traceability, including full chemical and mechanical figures, to the specification(s) above.

Fastenal Product Standard: FNL.FHN.GR5.Z

Finished Hex Nuts, Grade 5, Zinc Plated

Nominal Size	F Width Across Flats		G Width Across Corners		H Thickness	
	Max.	Min.	Max.	Min.	Max.	Min.
1/4	.438	.428	.505	.488	.226	.212
5/16	.500	.489	.577	.557	.273	.258
3/8	.563	.551	.650	.628	.337	.320
7/16	.688	.675	.794	.768	.385	.365
1/2	.750	.736	.866	.840	.448	.427
9/16	.875	.861	1.010	.982	.496	.473
5/8	.938	.922	1.083	1.051	.559	.535
3/4	1.125	1.088	1.299	1.240	.665	.617
7/8	1.312	1.269	1.516	1.447	.776	.724
1	1.500	1.450	1.732	1.653	.887	.831
1 1/8	1.688	1.631	1.949	1.859	.999	.939
1 1/4	1.875	1.812	2.165	2.066	1.094	1.030
1 3/8	2.062	1.994	2.382	2.273	1.206	1.138
1 1/2	2.250	2.175	2.598	2.480	1.317	1.245
1 5/8	2.43	2.35	2.805	2.679	1.416	1.364
1 3/4	2.625	2.538	3.031	2.893	1.540	1.460
1 7/8	2.813	2.722	3.247	3.103	1.651	1.567
2	3.000	2.900	3.464	3.306	1.763	1.675
2 1/4	3.375	3.263	3.897	3.719	1.986	1.890
2 1/2	3.750	3.625	4.330	4.133	2.209	2.105
2 3/4	4.125	3.988	4.763	4.546	2.431	2.319
3	4.5	4.350	5.196	4.959	2.654	2.534

Specification Requirements:

- Dimensions: ASME B18.2.2
- Material: Grade 5 per SAE J995
- Thread requirements: ANSI B1.1 UNC & UNF Class 2B
- Finish: Fe/Zn 3A per ASTM F1941
- Product Marking: Manufacturer ID and a dot and radial or circumferential line at 120 ° counter clockwise from the dot.
- Material Test Reports: (If applicable) The MTR must have documented lot traceability, including full chemical and mechanical figures, to the specification(s) above.

Fastenal Product Standard: FNL.FHN.GR5.YZ

Finished Hex Nuts, Grade 5, Yellow Zinc

Nominal Size	F Width Across Flats		G Width Across Corners		H Thickness	
	Max.	Min.	Max.	Min.	Max.	Min.
1/4	.438	.428	.505	.488	.226	.212
5/16	.500	.489	.577	.557	.273	.258
3/8	.563	.551	.650	.628	.337	.320
7/16	.688	.675	.794	.768	.385	.365
1/2	.750	.736	.866	.840	.448	.427
9/16	.875	.861	1.010	.982	.496	.473
5/8	.938	.922	1.083	1.051	.559	.535
3/4	1.125	1.088	1.299	1.240	.665	.617
7/8	1.312	1.269	1.516	1.447	.776	.724
1	1.500	1.450	1.732	1.653	.887	.831
1 1/8	1.688	1.631	1.949	1.859	.999	.939
1 1/4	1.875	1.812	2.165	2.066	1.094	1.030
1 3/8	2.062	1.994	2.382	2.273	1.206	1.138
1 1/2	2.250	2.175	2.598	2.480	1.317	1.245
1 5/8	2.43	2.35	2.805	2.679	1.416	1.364
1 3/4	2.625	2.538	3.031	2.893	1.540	1.460
1 7/8	2.813	2.722	3.247	3.103	1.651	1.567
2	3.000	2.900	3.464	3.306	1.763	1.675
2 1/4	3.375	3.263	3.897	3.719	1.986	1.890
2 1/2	3.750	3.625	4.330	4.133	2.209	2.105
2 3/4	4.125	3.988	4.763	4.546	2.431	2.319
3	4.5	4.350	5.196	4.959	2.654	2.534

Specification Requirements:

- Dimensions: ASME B18.2.2
- Material: Grade 5 per SAE J995
- Thread requirements: ANSI B1.1 UNC & UNF Class 2B
- Finish: Fe/Zn 5C per ASTM F1941
- Product Marking: Manufacturer ID and a dot and radial or circumferential line at 120 ° counter clockwise from the dot.
- Material Test Reports: (If applicable) The MTR must have documented lot traceability, including full chemical and mechanical figures, to the specification(s) above.

Fastenal Product Standard: FNL.FHN.GR8.P

Finished Hex Nuts, Grade 8, Plain

Nominal Size	F Width Across Flats		G Width Across Corners		H Thickness	
	Max.	Min.	Max.	Min.	Max.	Min.
1/4	.438	.428	.505	.488	.226	.212
5/16	.500	.489	.577	.557	.273	.258
3/8	.563	.551	.650	.628	.337	.320
7/16	.688	.675	.794	.768	.385	.365
1/2	.750	.736	.866	.840	.448	.427
9/16	.875	.861	1.010	.982	.496	.473
5/8	.938	.922	1.083	1.051	.559	.535
3/4	1.125	1.088	1.299	1.240	.665	.617
7/8	1.312	1.269	1.516	1.447	.776	.724
1	1.500	1.450	1.732	1.653	.887	.831
1 1/8	1.688	1.631	1.949	1.859	.999	.939
1 1/4	1.875	1.812	2.165	2.066	1.094	1.030
1 3/8	2.062	1.994	2.382	2.273	1.206	1.138
1 1/2	2.250	2.175	2.598	2.480	1.317	1.245
1 5/8	2.43	2.35	2.805	2.679	1.416	1.364
1 3/4	2.625	2.538	3.031	2.893	1.540	1.460
1 7/8	2.813	2.722	3.247	3.103	1.651	1.567
2	3.000	2.900	3.464	3.306	1.763	1.675
2 1/4	3.375	3.263	3.897	3.719	1.986	1.890
2 1/2	3.750	3.625	4.330	4.133	2.209	2.105
2 3/4	4.125	3.988	4.763	4.546	2.431	2.319
3	4.5	4.350	5.196	4.959	2.654	2.534

Specification Requirements:

- Dimensions: ASME B18.2.2
- Material: Grade 8 per SAE J995
- Thread requirements: ANSI B1.1 UNC & UNF Class 2B
- Product Marking: Manufacturer ID and a dot and radial or circumferential line at 60 ° counter clockwise from the dot.
- Finish: Light protective oil
- Material Test Reports: (If applicable) The MTR must have documented lot traceability, including full chemical and mechanical figures, to the specification(s) above.

Hex Nuts

Fastenal Product Standard: FNL.FHN.GR8.YZ

Finished Hex Nuts, Grade 8, Yellow Zinc

Nominal Size	F Width Across Flats		G Width Across Corners		H Thickness	
	Max.	Min.	Max.	Min.	Max.	Min.
1/4	.438	.428	.505	.488	.226	.212
5/16	.500	.489	.577	.557	.273	.258
3/8	.563	.551	.650	.628	.337	.320
7/16	.688	.675	.794	.768	.385	.365
1/2	.750	.736	.866	.840	.448	.427
9/16	.875	.861	1.010	.982	.496	.473
5/8	.938	.922	1.083	1.051	.559	.535
3/4	1.125	1.088	1.299	1.240	.665	.617
7/8	1.312	1.269	1.516	1.447	.776	.724
1	1.500	1.450	1.732	1.653	.887	.831
1 1/8	1.688	1.631	1.949	1.859	.999	.939
1 1/4	1.875	1.812	2.165	2.066	1.094	1.030
1 3/8	2.062	1.994	2.382	2.273	1.206	1.138
1 1/2	2.250	2.175	2.598	2.480	1.317	1.245
1 5/8	2.43	2.35	2.805	2.679	1.416	1.364
1 3/4	2.625	2.538	3.031	2.893	1.540	1.460
1 7/8	2.813	2.722	3.247	3.103	1.651	1.567
2	3.000	2.900	3.464	3.306	1.763	1.675
2 1/4	3.375	3.263	3.897	3.719	1.986	1.890
2 1/2	3.750	3.625	4.330	4.133	2.209	2.105
2 3/4	4.125	3.988	4.763	4.546	2.431	2.319
3	4.5	4.350	5.196	4.959	2.654	2.534

Specification Requirements:

- Dimensions: ASME B18.2.2
- Material: Grade 8 per SAE J995
- Thread requirements: ANSI B1.1 UNC & UNF Class 2B
- Product Marking: Manufacturer ID and a dot and radial or circumferential line at 60 ° counter clockwise from the dot.
- Finish: Fe/Zn 5C per ASTM F1941
- Material Test Reports: (If applicable) The MTR must have documented lot traceability, including full chemical and mechanical figures, to the specification(s) above.

Fastenal Product Standard: FNL.HTN.GR9.YZ

Proprietary Standard: Grade 9, Thick Hex Nut, Yellow Zinc

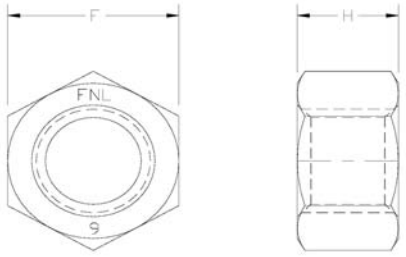

Diameter	(F)Width Across Flats		(H)Hex Nut Thickness	
	Max.	Min.	Max.	Min.
1/4"	.438"	.428"	.288"	.274"
5/16"	.500"	.489"	.336"	.320"
3/8"	.562"	.551"	.415"	.398"
7/16"	.688"	.675"	.463"	.444"
1/2"	.750"	.736"	.573"	.552"
9/16"	.875"	.861"	.621"	.598"
5/8"	.938"	.922"	.731"	.706"
3/4"	1.125"	1.088"	.827"	.798"
7/8"	1.312"	1.269"	.922"	.890"
1"	1.500"	1.450"	1.018"	.982"
1 1/8"	1.687"	1.631"	1.176"	1.136"
1 1/4"	1.875"	1.812"	1.272"	1.228"
1 1/2"	2.250"	2.175"	1.526"	1.474"

Specification Requirements:

- Dimensions: ASME B18.2.2
- Material: Medium Carbon Alloy Steel
- Mechanical Properties: Appropriate to ASTM F-606
  Proof load: 180,000psi minimum.
  Hardness:
  HRC 32 to 38 for ¼" to 5/8" diameter.
  HRC 35 to 40 for ⅝" to 1 ½" diameter.
- Threads: ANSI B1.1, UNC or UNF, Class 2B.
- Marking: Manufacturer ID "FNL" and grade mark "9" on the bearing surface.
- Coating (If applicable): Fe/Zn 5C per ASTM F1941
- Material Test Reports: The MTR must have documented lot traceability, including full chemical and mechanical figures, to the specification(s) above.

Fastenal Product Standard: FNL.FHN.GRA.LH.P

Finished Hex Nuts, Grade A, Left Hand Threads, Plain

Nominal Size (inch)	F Width Across Flats			G Width Across Corners		H Thickness Hex Nut		
	Basic	Max.	Min.	Max.	Min.	Basic	Max.	Min.
1/4	7/16	0.438	0.428	0.505	0.488	7/32	0.226	0.212
5/16	1/2	0.500	0.489	0.577	0.557	17/64	0.273	0.258
3/8	9/16	0.563	0.551	0.650	0.628	21/64	0.337	0.320
7/16	11/16	0.688	0.675	0.794	0.768	3/8	0.385	0.365
1/2	3/4	0.750	0.736	0.866	0.840	7/16	0.448	0.427
9/16	7/8	0.875	0.861	1.010	0.982	31/64	0.496	0.473
5/8	15/16	0.938	0.922	1.083	1.051	35/64	0.559	0.535
3/4	1 1/8	1.125	1.088	1.299	1.240	41/64	0.665	0.617
7/8	1 5/16	1.312	1.269	1.516	1.447	3/4	0.776	0.724
1	1 1/2	1.500	1.450	1.732	1.653	55/64	0.887	0.831
1 1/8	1 11/16	1.688	1.631	1.949	1.859	31/32	0.999	0.939
1 1/4	1 7/8	1.875	1.812	2.165	2.066	1 1/16	1.094	1.030
1 3/8	2 1/16	2.062	1.994	2.382	2.273	1 11/64	1.206	1.138
1 1/2	2 1/4	2.250	2.175	2.598	2.480	1 9/32	1.317	1.245
1 3/4	2 5/8	2.625	2.538	3.031	2.893	1 1/2	1.540	1.460
2	3	3.000	2.900	3.464	3.306	1 23/32	1.763	1.675
2 1/4	3 3/8	3.375	3.263	3.987	3.720	1 15/16	1.986	1.890
2 1/2	3 3/4	3.750	3.625	4.330	4.133	2 5/32	2.209	2.104
2 3/4	4 1/8	4.125	3.988	4.763	4.546	2 3/8	2.431	2.319
3	4 1/2	4.500	4.350	5.196	4.959	2 19/32	2.654	2.534

Specification Requirements:

- Dimensions: ASME B18.2.2.
- Material & Mechanical Properties: Grade A per ASTM A563.
- Thread requirements: ANSI B1.1 UNC & UNF Class 2B Left Hand.
- Finish: Light protective oil.
- Product Marking: Manufacturer ID.
- Material Test Reports: (If applicable) The MTR must have documented lot traceability, including full chemical and mechanical figures, to the specification(s) above.

Fastenal Product Standard: FNL.HHN.2H.P

Heavy Hex Nuts, ASTM A194 2H, Plain

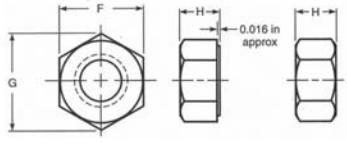

Nominal Size	F Width Across Flats		G Width Across Corners		H Thickness	
	Max.	Min.	Max.	Min.	Max.	Min.
1/4	.500	.488	.577	.556	.250	.218
5/16	.562	.546	.650	.622	.314	.280
3/8	.688	.669	.794	.763	.377	.341
7/16	.750	.728	.866	.830	.441	.403
1/2	.875	.850	1.010	.969	.504	.464
9/16	.938	.909	1.083	1.037	.568	.526
5/8	1.062	1.031	1.227	1.175	.631	.587
3/4	1.250	1.212	1.443	1.382	.758	.710
7/8	1.438	1.394	1.660	1.589	.885	.833
1	1.625	1.575	1.876	1.796	1.012	.956
1 1/8	1.812	1.756	2.093	2.002	1.139	1.079
1 1/4	2.000	1.938	2.309	2.209	1.251	1.187
1 3/8	2.188	2.119	2.526	2.416	1.378	1.310
1 1/2	2.375	2.300	2.742	2.622	1.505	1.433
1 5/8	2.562	2.481	2.959	2.828	1.632	1.556
1 3/4	2.750	2.662	3.175	3.035	1.759	1.679
1 7/8	2.938	2.844	3.392	3.242	1.886	1.802
2	3.125	3.025	3.608	3.449	2.013	1.925
2 1/4	3.500	3.388	4.041	3.862	2.251	2.155
2 1/2	3.875	3.750	4.474	4.275	2.505	2.401
2 3/4	4.250	4.112	4.907	4.688	2.759	2.647
3	4.625	4.475	5.340	5.102	3.013	2.893
3 1/4	5.000	4.838	5.774	5.515	3.252	3.124
3 1/2	5.375	5.200	6.207	5.928	3.506	3.370
3 3/4	5.750	5.562	6.640	6.341	3.760	3.616
4	6.125	5.925	7.073	6.755	4.014	3.862

Specification Requirements:

- Dimensions: ASME B18.2.2.
- Material & Mechanical Properties: Grade 2H of ASTM A194.
- Thread requirements: ANSI B1.1 UNC & UNF Class 2B.
- Coating: Light protective oil.
- Product Marking: Manufacturer ID and "2H" grade marking
- Material Test Reports: The MTR must have documented lot traceability, including full chemical and mechanical figures, to the specification(s) above.

FASTENER STANDARDS

Hex Nuts

Fastenal Product Standard: FNL. HHN.2H.FC

Heavy Hex Nuts, ASTM A194 2H, Fluoropolymer Coated

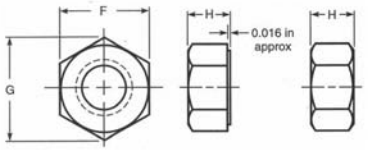

Nominal Size	F Width Across Flats		G Width Across Corners		H Thickness	
	Max.	Min.	Max.	Min.	Max.	Min.
1/4	.500	.488	.577	.556	.250	.218
5/16	.562	.546	.650	.622	.314	.280
3/8	.688	.669	.794	.763	.377	.341
7/16	.750	.728	.866	.830	.441	.403
1/2	.875	.850	1.010	.969	.504	.464
9/16	.938	.909	1.083	1.037	.568	.526
5/8	1.062	1.031	1.227	1.175	.631	.587
3/4	1.250	1.212	1.443	1.382	.758	.710
7/8	1.438	1.394	1.660	1.589	.885	.833
1	1.625	1.575	1.876	1.796	1.012	.956
1 1/8	1.812	1.756	2.093	2.002	1.139	1.079
1 1/4	2.000	1.938	2.309	2.209	1.251	1.187
1 3/8	2.188	2.119	2.526	2.416	1.378	1.310
1 1/2	2.375	2.300	2.742	2.622	1.505	1.433
1 5/8	2.562	2.481	2.959	2.828	1.632	1.556
1 3/4	2.750	2.662	3.175	3.035	1.759	1.679
1 7/8	2.938	2.844	3.392	3.242	1.886	1.802
2	3.125	3.025	3.608	3.449	2.013	1.925
2 1/4	3.500	3.388	4.041	3.862	2.251	2.155
2 1/2	3.875	3.750	4.474	4.275	2.505	2.401
2 3/4	4.250	4.112	4.907	4.688	2.759	2.647
3	4.625	4.475	5.340	5.102	3.013	2.893
3 1/4	5.000	4.838	5.774	5.515	3.252	3.124
3 1/2	5.375	5.200	6.207	5.928	3.506	3.370
3 3/4	5.750	5.562	6.640	6.341	3.760	3.616
4	6.125	5.925	7.073	6.755	4.014	3.862

Specification Requirements:

- Dimensions: ASME B18.2.2.
- Material & Mechanical Properties: Grade 2H of ASTM A194.
- Thread requirements: ANSI B1.1 UNC & UNF Class 2B.
- Coating: Fluoropolymer coated to a thickness of .0008" to .002"
- Product Marking: Manufacturer ID and "2H" grade mark.
- Material Test Reports: The MTR must have documented lot traceability, including full chemical and mechanical figures, to the specification(s) above.

Fastenal Product Standard: FNL.HHN.2H.CD

Heavy Hex Nuts, ASTM A194 2H, Cadmium Plated

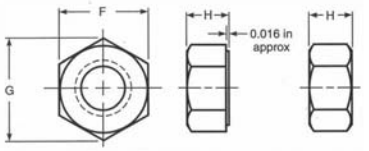

Nominal Size	F Width Across Flats		G Width Across Corners		H Thickness	
	Max.	Min.	Max.	Min.	Max.	Min.
1/4	.500	.488	.577	.556	.250	.218
5/16	.562	.546	.650	.622	.314	.280
3/8	.688	.669	.794	.763	.377	.341
7/16	.750	.728	.866	.830	.441	.403
1/2	.875	.850	1.010	.969	.504	.464
9/16	.938	.909	1.083	1.037	.568	.526
5/8	1.062	1.031	1.227	1.175	.631	.587
3/4	1.250	1.212	1.443	1.382	.758	.710
7/8	1.438	1.394	1.660	1.589	.885	.833
1	1.625	1.575	1.876	1.796	1.012	.956
1 1/8	1.812	1.756	2.093	2.002	1.139	1.079
1 1/4	2.000	1.938	2.309	2.209	1.251	1.187
1 3/8	2.188	2.119	2.526	2.416	1.378	1.310
1 1/2	2.375	2.300	2.742	2.622	1.505	1.433
1 5/8	2.562	2.481	2.959	2.828	1.632	1.556
1 3/4	2.750	2.662	3.175	3.035	1.759	1.679
1 7/8	2.938	2.844	3.392	3.242	1.886	1.802
2	3.125	3.025	3.608	3.449	2.013	1.925
2 1/4	3.500	3.388	4.041	3.862	2.251	2.155
2 1/2	3.875	3.750	4.474	4.275	2.505	2.401
2 3/4	4.250	4.112	4.907	4.688	2.759	2.647
3	4.625	4.475	5.340	5.102	3.013	2.893
3 1/4	5.000	4.838	5.774	5.515	3.252	3.124
3 1/2	5.375	5.200	6.207	5.928	3.506	3.370
3 3/4	5.750	5.562	6.640	6.341	3.760	3.616
4	6.125	5.925	7.073	6.755	4.014	3.862

Specification Requirements:

- Dimensions: ASME B18.2.2.
- Material & Mechanical Properties: Grade 2H of ASTM A194.
- Thread requirements: ANSI B1.1 UNC & UNF Class 2B.
- Coating: Fe/Cd 5A per ASTM F1941.
- Product Marking: Manufacturer ID and "2H" grade marking
- Material Test Reports: The MTR must have documented lot traceability, including full chemical and mechanical figures, to the specification(s) above.

Fastenal Product Standard: FNL.HHN.2H.CDY

Heavy Hex Nuts, ASTM A194 2H, Yellow Cadmium Plated

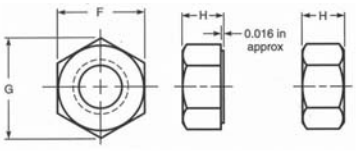

Nominal Size	F Width Across Flats		G Width Across Corners		H Thickness	
	Max.	Min.	Max.	Min.	Max.	Min.
1/4	.500	.488	.577	.556	.250	.218
5/16	.562	.546	.650	.622	.314	.280
3/8	.688	.669	.794	.763	.377	.341
7/16	.750	.728	.866	.830	.441	.403
1/2	.875	.850	1.010	.969	.504	.464
9/16	.938	.909	1.083	1.037	.568	.526
5/8	1.062	1.031	1.227	1.175	.631	.587
3/4	1.250	1.212	1.443	1.382	.758	.710
7/8	1.438	1.394	1.660	1.589	.885	.833
1	1.625	1.575	1.876	1.796	1.012	.956
1 1/8	1.812	1.756	2.093	2.002	1.139	1.079
1 1/4	2.000	1.938	2.309	2.209	1.251	1.187
1 3/8	2.188	2.119	2.526	2.416	1.378	1.310
1 1/2	2.375	2.300	2.742	2.622	1.505	1.433
1 5/8	2.562	2.481	2.959	2.828	1.632	1.556
1 3/4	2.750	2.662	3.175	3.035	1.759	1.679
1 7/8	2.938	2.844	3.392	3.242	1.886	1.802
2	3.125	3.025	3.608	3.449	2.013	1.925
2 1/4	3.500	3.388	4.041	3.862	2.251	2.155
2 1/2	3.875	3.750	4.474	4.275	2.505	2.401
2 3/4	4.250	4.112	4.907	4.688	2.759	2.647
3	4.625	4.475	5.340	5.102	3.013	2.893
3 1/4	5.000	4.838	5.774	5.515	3.252	3.124
3 1/2	5.375	5.200	6.207	5.928	3.506	3.370
3 3/4	5.750	5.562	6.640	6.341	3.760	3.616
4	6.125	5.925	7.073	6.755	4.014	3.862

Specification Requirements:

- Dimensions: ASME B18.2.2.
- Material & Mechanical Properties: Grade 2H of ASTM A194.
- Thread requirements: ANSI B1.1 UNC & UNF Class 2B.
- Coating: Fe/Cd 5C per ASTM F1941.
- Product Marking: Manufacturer ID and "2H" grade marking
- Material Test Reports: The MTR must have documented lot traceability, including full chemical and mechanical figures, to the specification(s) above.

Fastenal Product Standard: FNL. HHN.2H. Z

Heavy Hex Nuts. ASTM A194 2H. Zinc Plated

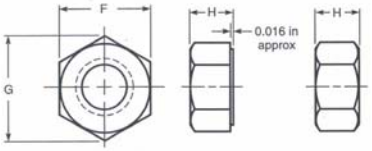

Nominal Size	F Width Across Flats		G Width Across Corners		H Thickness	
	Max.	Min.	Max.	Min.	Max.	Min.
1/4	.500	.488	.577	.556	.250	.218
5/16	.562	.546	.650	.622	.314	.280
3/8	.688	.669	.794	.763	.377	.341
7/16	.750	.728	.866	.830	.441	.403
1/2	.875	.850	1.010	.969	.504	.464
9/16	.938	.909	1.083	1.037	.568	.526
5/8	1.062	1.031	1.227	1.175	.631	.587
3/4	1.250	1.212	1.443	1.382	.758	.710
7/8	1.438	1.394	1.660	1.589	.885	.833
1	1.625	1.575	1.876	1.796	1.012	.956
1 1/8	1.812	1.756	2.093	2.002	1.139	1.079
1 1/4	2.000	1.938	2.309	2.209	1.251	1.187
1 3/8	2.188	2.119	2.526	2.416	1.378	1.310
1 1/2	2.375	2.300	2.742	2.622	1.505	1.433
1 5/8	2.562	2.481	2.959	2.828	1.632	1.556
1 3/4	2.750	2.662	3.175	3.035	1.759	1.679
1 7/8	2.938	2.844	3.392	3.242	1.886	1.802
2	3.125	3.025	3.608	3.449	2.013	1.925
2 1/4	3.500	3.388	4.041	3.862	2.251	2.155
2 1/2	3.875	3.750	4.474	4.275	2.505	2.401
2 3/4	4.250	4.112	4.907	4.688	2.759	2.647
3	4.625	4.475	5.340	5.102	3.013	2.893
3 1/4	5.000	4.838	5.774	5.515	3.252	3.124
3 1/2	5.375	5.200	6.207	5.928	3.506	3.370
3 3/4	5.750	5.562	6.640	6.341	3.760	3.616
4	6.125	5.925	7.073	6.755	4.014	3.862

Specification Requirements:

- Dimensions: ASME B18.2.2.
- Material & Mechanical Properties: Grade 2H of ASTM A194.
- Thread requirements: ANSI B1.1 UNC & UNF Class 2B.
- Coating: Fe/Zn 3A per ASTM F1941.
- Product Marking: Manufacturer ID and "2H" grade marking
- Material Test Reports: The MTR must have documented lot traceability, including full chemical and mechanical figures, to the specification(s) above.

Hex Nuts

Fastenal Product Standard: FNL. HHN.2H.YZ

Heavy Hex Nuts, ASTM A194 2H, Yellow Zinc Plated

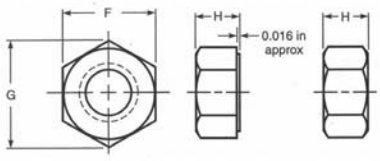

Nominal Size	F Width Across Flats		G Width Across Corners		H Thickness	
	Max.	Min.	Max.	Min.	Max.	Min.
1/4	.500	.488	.577	.556	.250	.218
5/16	.562	.546	.650	.622	.314	.280
3/8	.688	.669	.794	.763	.377	.341
7/16	.750	.728	.866	.830	.441	.403
1/2	.875	.850	1.010	.969	.504	.464
9/16	.938	.909	1.083	1.037	.568	.526
5/8	1.062	1.031	1.227	1.175	.631	.587
3/4	1.250	1.212	1.443	1.382	.758	.710
7/8	1.438	1.394	1.660	1.589	.885	.833
1	1.625	1.575	1.876	1.796	1.012	.956
1 1/8	1.812	1.756	2.093	2.002	1.139	1.079
1 1/4	2.000	1.938	2.309	2.209	1.251	1.187
1 3/8	2.188	2.119	2.526	2.416	1.378	1.310
1 1/2	2.375	2.300	2.742	2.622	1.505	1.433
1 5/8	2.562	2.481	2.959	2.828	1.632	1.556
1 3/4	2.750	2.662	3.175	3.035	1.759	1.679
1 7/8	2.938	2.844	3.392	3.242	1.886	1.802
2	3.125	3.025	3.608	3.449	2.013	1.925
2 1/4	3.500	3.388	4.041	3.862	2.251	2.155
2 1/2	3.875	3.750	4.474	4.275	2.505	2.401
2 3/4	4.250	4.112	4.907	4.688	2.759	2.647
3	4.625	4.475	5.340	5.102	3.013	2.893
3 1/4	5.000	4.838	5.774	5.515	3.252	3.124
3 1/2	5.375	5.200	6.207	5.928	3.506	3.370
3 3/4	5.750	5.562	6.640	6.341	3.760	3.616
4	6.125	5.925	7.073	6.755	4.014	3.862

Specification Requirements:

- Dimensions: ASME B18.2.2.
- Material & Mechanical Properties: Grade 2H of ASTM A194.
- Thread requirements: ANSI B1.1 UNC & UNF Class 2B.
- Coating: Fe/Zn 5C per ASTM F1941.
- Product Marking: Manufacturer ID and "2H" grade marking.
- Material Test Reports: The MTR must have documented lot traceability, including full chemical and mechanical figures, to the specification(s) above.

Fastenal Product Standard: FNL.HHN.2H.HDG

Heavy Hex Nuts, ASTM A194 2H, Hot Dip Galvanized

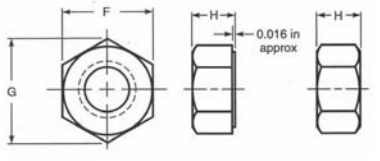

Nominal Size	F Width Across Flats		G Width Across Corners		H Thickness	
	Max.	Min.	Max.	Min.	Max.	Min.
1/4	.500	.488	.577	.556	.250	.218
5/16	.562	.546	.650	.622	.314	.280
3/8	.688	.669	.794	.763	.377	.341
7/16	.750	.728	.866	.830	.441	.403
1/2	.875	.850	1.010	.969	.504	.464
9/16	.938	.909	1.083	1.037	.568	.526
5/8	1.062	1.031	1.227	1.175	.631	.587
3/4	1.250	1.212	1.443	1.382	.758	.710
7/8	1.438	1.394	1.660	1.589	.885	.833
1	1.625	1.575	1.876	1.796	1.012	.956
1 1/8	1.812	1.756	2.093	2.002	1.139	1.079
1 1/4	2.000	1.938	2.309	2.209	1.251	1.187
1 3/8	2.188	2.119	2.526	2.416	1.378	1.310
1 1/2	2.375	2.300	2.742	2.622	1.505	1.433
1 5/8	2.562	2.481	2.959	2.828	1.632	1.556
1 3/4	2.750	2.662	3.175	3.035	1.759	1.679
1 7/8	2.938	2.844	3.392	3.242	1.886	1.802
2	3.125	3.025	3.608	3.449	2.013	1.925
2 1/4	3.500	3.388	4.041	3.862	2.251	2.155
2 1/2	3.875	3.750	4.474	4.275	2.505	2.401
2 3/4	4.250	4.112	4.907	4.688	2.759	2.647
3	4.625	4.475	5.340	5.102	3.013	2.893
3 1/4	5.000	4.838	5.774	5.515	3.252	3.124
3 1/2	5.375	5.200	6.207	5.928	3.506	3.370
3 3/4	5.750	5.562	6.640	6.341	3.760	3.616
4	6.125	5.925	7.073	6.755	4.014	3.862

Specification Requirements:

- Dimensions: ASME B18.2.2.
- Material & Mechanical Properties: Grade 2H of ASTM A194.
- Thread requirements: ANSI B1.1 UNC & UNF Class 2B prior to coating.
- Coating: Hot dip galvanize per ASTM A153 or F2329.
- Product Marking: Manufacturer ID and "2H" grade marking
- Material Test Reports: The MTR must have documented lot traceability, including full chemical and mechanical figures, to the specification(s) above.

Fastenal Product Standard: FNL.HHN.GRC.P

Heavy Hex Nuts, ASTM A563 Grade C, Plain

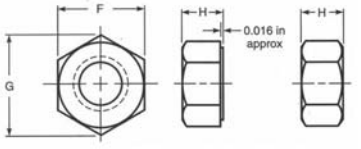

Nominal Size	F Width Across Flats		G Width Across Corners		H Thickness	
	Max.	Min.	Max.	Min.	Max.	Min.
1/4	.500	.488	.577	.556	.250	.218
5/16	.562	.546	.650	.622	.314	.280
3/8	.688	.669	.794	.763	.377	.341
7/16	.750	.728	.866	.830	.441	.403
1/2	.875	.850	1.010	.969	.504	.464
9/16	.938	.909	1.083	1.037	.568	.526
5/8	1.062	1.031	1.227	1.175	.631	.587
3/4	1.250	1.212	1.443	1.382	.758	.710
7/8	1.438	1.394	1.660	1.589	.885	.833
1	1.625	1.575	1.876	1.796	1.012	.956
1 1/8	1.812	1.756	2.093	2.002	1.139	1.079
1 1/4	2.000	1.938	2.309	2.209	1.251	1.187
1 3/8	2.188	2.119	2.526	2.416	1.378	1.310
1 1/2	2.375	2.300	2.742	2.622	1.505	1.433
1 5/8	2.562	2.481	2.959	2.828	1.632	1.556
1 3/4	2.750	2.662	3.175	3.035	1.759	1.679
1 7/8	2.938	2.844	3.392	3.242	1.886	1.802
2	3.125	3.025	3.608	3.449	2.013	1.925
2 1/4	3.500	3.388	4.041	3.862	2.251	2.155
2 1/2	3.875	3.750	4.474	4.275	2.505	2.401
2 3/4	4.250	4.112	4.907	4.688	2.759	2.647
3	4.625	4.475	5.340	5.102	3.013	2.893
3 1/4	5.000	4.838	5.774	5.515	3.252	3.124
3 1/2	5.375	5.200	6.207	5.928	3.506	3.370
3 3/4	5.750	5.562	6.640	6.341	3.760	3.616
4	6.125	5.925	7.073	6.755	4.014	3.862

Specification Requirements:

- Dimensions: ASME B18.2.2.
- Material & Mechanical Properties: Grade C of ASTM A563.
- Thread requirements: ANSI B1.1 UNC & UNF Class 2B.
- Coating: Light protective oil.
- Product Marking: Manufacturer ID and three circumferential marks 120° apart on one face.
- Material Test Reports: The MTR must have documented lot traceability, including full chemical and mechanical figures, to the specification(s) above.

Fastenal Product Standard: FNL.HCN.P

Hex Coil Nuts, Plain Finish

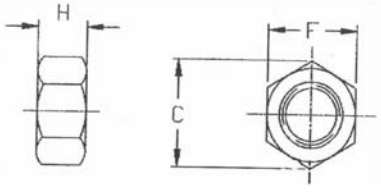

Diameter	Threads Per Inch	F W.A.F.	C W.A.C.	H Thickness
1/2 H	6	.875/.850	1.010/.969	.504/.464
5/8 F	5	.938/.922	1.083/1.051	.559/.535
3/4 F	4.5	1.125/1.088	1.299/1.240	.665/.617
3/4 H	4.5	1.250/1.212	1.443/1.382	.758/.710
7/8 H	4.5	1.438/1.394	1.660/1.589	.885/.833
1 H	3.5	1.625/1.575	1.876/1.796	1.012/.956
1.25 H	3.5	2.000/1.937	2.309/2.209	1.251/1.187
1.50 H	3.5	2.375/2.300	2.742/2.622	1.505/1.433

Specification Requirements:

- Dimensions: See dimensions above.
  Note: H=Heavy Hex Nut.
  F=Finished Hex Nut.
- Material: Carbon Steel.
- Thread requirements: Coil Threads per manufacturer specification.
- Finish: Light protective oil.
- Material Test Reports (If applicable): The MTR must have documented lot traceability, including full chemical and mechanical figures, to the specification(s) above.

FASTENER STANDARDS

Hex Nuts

Fastenal Product Standard: FNL.HJN.P

Hex Jam Nut, Grade A, Plain Finish

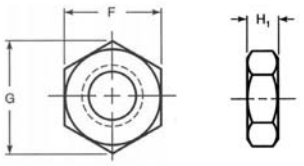

Nominal size	F Width Across Flats			G Width Across Corners		H Thickness		
	Basic	Max.	Min.	Max.	Min.	Basic	Max.	Min.
1/4	7/16	.438	.428	.505	.488	5/32	.163	.150
5/16	1/2	.500	.489	.577	.557	3/16	.195	.180
3/8	9/16	.563	.551	.650	.628	7/32	.227	.210
7/16	11/16	.688	.675	.794	.768	1/4	.260	.240
1/2	3/4	.750	.736	.866	.840	5/16	.323	.302
9/16	7/8	.875	.861	1.010	.982	5/16	.324	.301
5/8	15/16	.938	.922	1.083	1.051	3/8	.387	.363
3/4	1 1/8	1.125	1.088	1.299	1.240	27/64	.446	.398
7/8	1 5/16	1.312	1.269	1.516	1.447	31/64	.510	.458
1	1 1/2	1.500	1.450	1.732	1.653	35/64	.575	.519
1 1/8	1 11/16	1.688	1.631	1.949	1.859	39/64	.639	.579
1 1/4	1 7/8	1.875	1.812	2.165	2.066	23/32	.751	.687
1 3/8	2 1/16	2.062	1.994	2.382	2.273	25/32	.815	.747
1 1/2	2 1/4	2.250	2.175	2.598	2.480	27/32	.880	.808

Specification Requirements:

- Dimensions: ASME B18.2.2.
- Material: Grade A per ASTM A563
- Thread Dimensions: ANSI B1.1 UNC & UNF Class 2B.
- Finish: Light protective oil
- Material Test Reports: (If applicable) The MTR must have documented lot traceability, including full, chemical and mechanical figures, to the specification(s) above.

Fastenal Product Standard: FNL.HJN.Z

Hex Jam Nut, Grade A, Zinc Plated

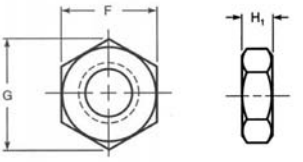

Nominal size	F Width Across Flats			G Width Across Corners		H Thickness		
	Basic	Max.	Min.	Max.	Min.	Basic	Max.	Min.
1/4	7/16	.438	.428	.505	.488	5/32	.163	.150
5/16	1/2	.500	.489	.577	.557	3/16	.195	.180
3/8	9/16	.563	.551	.650	.628	7/32	.227	.210
7/16	11/16	.688	.675	.794	.768	1/4	.260	.240
1/2	3/4	.750	.736	.866	.840	5/16	.323	.302
9/16	7/8	.875	.861	1.010	.982	5/16	.324	.301
5/8	15/16	.938	.922	1.083	1.051	3/8	.387	.363
3/4	1 1/8	1.125	1.088	1.299	1.240	27/64	.446	.398
7/8	1 5/16	1.312	1.269	1.516	1.447	31/64	.510	.458
1	1 1/2	1.500	1.450	1.732	1.653	35/64	.575	.519
1 1/8	1 11/16	1.688	1.631	1.949	1.859	39/64	.639	.579
1 1/4	1 7/8	1.875	1.812	2.165	2.066	23/32	.751	.687
1 3/8	2 1/16	2.062	1.994	2.382	2.273	25/32	.815	.747
1 1/2	2 1/4	2.250	2.175	2.598	2.480	27/32	.880	.808

Specification Requirements:

- Dimensions: ASME B18.2.2.
- Material: Grade A per ASTM A563
- Thread Dimensions: ANSI B1.1 UNC & UNF Class 2B.
- Finish: Fe/Zn 3A per ASTM F1941
- Material Test Reports: (If applicable) The MTR must have documented lot traceability, including full, chemical and mechanical figures, to the specification(s) above.

Fastenal Product Standard: FNL.HHJN.P

Heavy Hex Jam Nuts, ASTM A563 Grade A, Plain Finish

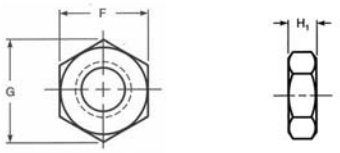

Nominal Size	F Width Across Flats		G Width Across Corners		H1 Thickness	
	Max.	Min.	Max.	Min.	Max.	Min.
1/4	.500	.488	.577	.556	.188	.156
5/16	.562	.546	.650	.622	.220	.186
3/8	.688	.669	.794	.763	.252	.216
7/16	.750	.728	.866	.830	.285	.247
1/2	.875	.850	1.010	.969	.317	.277
9/16	.938	.909	1.083	1.037	.349	.307
5/8	1.062	1.031	1.227	1.175	.381	.337
3/4	1.250	1.212	1.443	1.382	.446	.398
7/8	1.438	1.394	1.660	1.589	.510	.458
1	1.625	1.575	1.876	1.796	.575	.519
1 1/8	1.812	1.756	2.093	2.002	.639	.579
1 1/4	2.000	1.938	2.309	2.209	.751	.687
1 3/8	2.188	2.119	2.526	2.416	.815	.747
1 1/2	2.375	2.300	2.742	2.622	.880	.808
1 5/8	2.562	2.481	2.959	2.828	.944	.868
1 3/4	2.750	2.662	3.175	3.035	1.009	.929
1 7/8	2.938	2.844	3.392	3.242	1.073	.989
2	3.125	3.025	3.608	3.449	1.138	1.050
2 1/4	3.500	3.388	4.041	3.862	1.251	1.155
2 1/2	3.875	3.750	4.474	4.275	1.505	1.401
2 3/4	4.250	4.112	4.907	4.688	1.634	1.522
3	4.625	4.475	5.340	5.102	1.763	1.643
3 1/4	5.000	4.838	5.774	5.515	1.876	1.748
3 1/2	5.375	5.200	6.207	5.928	2.006	1.870
3 3/4	5.750	5.562	6.640	6.341	2.134	1.990
4	6.125	5.925	7.073	6.755	2.264	2.112

Specification Requirements:

- Dimensions: ASME B18.2.2.
- Material & Mechanical Properties: Grade A of ASTM A563.
- Thread requirements: ANSI B1.1 UNC & UNF Class 2B.
- Coating: Light protective oil.
- Material Test Reports: The MTR must have documented lot traceability, including full chemical and mechanical figures, to the specification(s) above.

Fastenal Product Standard: FNL.HHJN.Z

Heavy Hex Jam Nuts, ASTM A563 Grade A, Zinc Plated

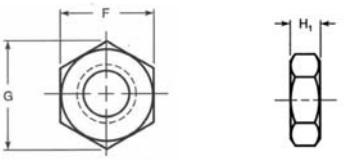

Nominal Size	F Width Across Flats		G Width Across Corners		H1 Thickness	
	Max.	Min.	Max.	Min.	Max.	Min.
1/4	.500	.488	.577	.556	.188	.156
5/16	.562	.546	.650	.622	.220	.186
3/8	.688	.669	.794	.763	.252	.216
7/16	.750	.728	.866	.830	.285	.247
1/2	.875	.850	1.010	.969	.317	.277
9/16	.938	.909	1.083	1.037	.349	.307
5/8	1.062	1.031	1.227	1.175	.381	.337
3/4	1.250	1.212	1.443	1.382	.446	.398
7/8	1.438	1.394	1.660	1.589	.510	.458
1	1.625	1.575	1.876	1.796	.575	.519
1 1/8	1.812	1.756	2.093	2.002	.639	.579
1 1/4	2.000	1.938	2.309	2.209	.751	.687
1 3/8	2.188	2.119	2.526	2.416	.815	.747
1 1/2	2.375	2.300	2.742	2.622	.880	.808
1 5/8	2.562	2.481	2.959	2.828	.944	.868
1 3/4	2.750	2.662	3.175	3.035	1.009	.929
1 7/8	2.938	2.844	3.392	3.242	1.073	.989
2	3.125	3.025	3.608	3.449	1.138	1.050
2 1/4	3.500	3.388	4.041	3.862	1.251	1.155
2 1/2	3.875	3.750	4.474	4.275	1.505	1.401
2 3/4	4.250	4.112	4.907	4.688	1.634	1.522
3	4.625	4.475	5.340	5.102	1.763	1.643
3 1/4	5.000	4.838	5.774	5.515	1.876	1.748
3 1/2	5.375	5.200	6.207	5.928	2.006	1.870
3 3/4	5.750	5.562	6.640	6.341	2.134	1.990
4	6.125	5.925	7.073	6.755	2.264	2.112

Specification Requirements:

- Dimensions: ASME B18.2.2.
- Material & Mechanical Properties: Grade A of ASTM A563.
- Thread requirements: ANSI B1.1 UNC & UNF Class 2B.
- Coating: Fe/Zn 3A per ASTM F1941
- Material Test Reports: The MTR must have documented lot traceability, including full chemical and mechanical figures, to the specification(s) above.

Hex Nuts

Fastenal Product Standard: FNL.HSN.P

Hex Slotted Nuts, Plain Finish

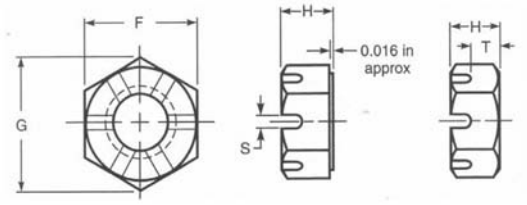

Nominal Size or Basic Major Dia of Thread		F Width Across Flats			G Width Across Corners		H Thickness			T Unslotted Thickness		S Width of Slot		Runout of Bearing Surface FIM
		Basic	Max	Min	Max	Min	Basic	Max	Min	Max	Min	Max	Min	Max
1/4	0.2500	7/16	0.438	0.428	0.505	0.488	7/32	0.226	0.212	0.14	0.12	0.10	0.07	0.015
5/16	0.3125	1/2	0.500	0.489	0.577	0.557	17/64	0.273	0.258	0.18	0.16	0.12	0.09	0.016
3/8	0.3750	9/16	0.562	0.551	0.650	0.628	21/64	0.337	0.320	0.21	0.19	0.15	0.12	0.018
7/16	0.4375	11/16	0.688	0.675	0.794	0.768	3/8	0.385	0.365	0.23	0.21	0.15	0.12	0.018
1/2	0.5000	3/4	0.750	0.736	0.866	0.840	7/16	0.448	0.427	0.29	0.27	0.18	0.15	0.019
9/16	0.5625	7/8	0.875	0.861	1.010	0.982	31/64	0.496	0.473	0.31	0.29	0.18	0.15	0.020
5/8	0.6250	15/16	0.938	0.922	1.083	1.051	35/64	0.559	0.535	0.34	0.32	0.24	0.18	0.021
3/4	0.7500	1-1/8	1.125	1.088	1.299	1.240	41/64	0.665	0.617	0.40	0.38	0.24	0.18	0.023
7/8	0.8750	1-5/16	1.312	1.269	1.516	1.447	3/4	0.776	0.724	0.52	0.49	0.24	0.18	0.025
1	1.0000	1-1/2	1.500	1.450	1.732	1.653	55/64	0.887	0.831	0.59	0.56	0.30	0.24	0.027
1-1/8	1.1250	1-11/16	1.688	1.631	1.949	1.859	31/32	0.999	0.939	0.64	0.61	0.33	0.24	0.030
1-1/4	1.2500	1-7/8	1.875	1.812	2.165	2.066	1-1/16	1.094	1.030	0.70	0.67	0.40	0.31	0.033
1-3/8	1.3750	2-1/16	2.062	1.994	2.382	2.273	1-11/64	1.206	1.138	0.82	0.78	0.40	0.31	0.036
1-1/2	1.5000	2-1/4	2.250	2.175	2.598	2.480	1-9/32	1.317	1.245	0.86	0.82	0.46	0.37	0.039

Specification Requirements:

- Dimensions: ASME/ANSI B18.2.2.
- Material & Mechanical Properties: ASTM A563 Grade A
- Thread requirements: ASME B1.1 UNC and UNF, Class 2B.
- Coating: Light protective oil
- Material Test Reports: (If applicable) The MTR must have documented lot traceability, including full chemical and mechanical figures, to the specification(s) above.

Fastenal Product Standard: FNL.HSJN.P

Hex Slotted Jam Nuts, Plain Finish

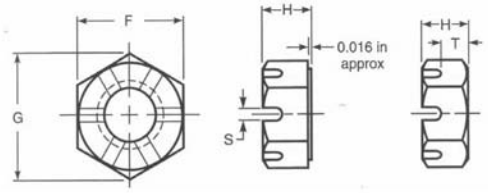

Size	F Width Across Flats		G Width Across Corners		Hex Jam Nut Thickness		T Unslotted Thickness		S Width of Slot		Runout of Bearing Surface FIM
	Max.	Min.	Max.	Min.	Max.	Min.	Max.	Min.	Max.	Min.	Max.
1/4	.438	.428	.505	.488	.163	.150	.14	.12	.10	.07	.015
5/16	.500	.489	.577	.557	.195	.180	.18	.16	.12	.09	.016
3/8	.562	.551	.650	.628	.227	.210	.21	.19	.15	.12	.018
7/16	.688	.675	.794	.768	.260	.240	.23	.21	.15	.12	.018
1/2	.750	.736	.866	.840	.323	.302	.29	.27	.18	.15	.019
9/16	.875	.861	1.010	.982	.324	.301	.31	.29	.18	.15	.020
5/8	.938	.922	1.083	1.051	.387	.363	.34	.32	.24	.18	.021
3/4	1.125	1.088	1.299	1.240	.446	.398	.40	.38	.24	.18	.023
7/8	1.312	1.269	1.516	1.447	.510	.458	.52	.49	.24	.18	.025
1	1.500	1.450	1.732	1.653	.575	.519	.59	.56	.30	.24	.027
1 1/8	1.688	1.631	1.949	1.859	.639	.579	.64	.61	.33	.24	.030
1 1/4	1.875	1.812	2.165	2.066	.751	.687	.70	.67	.40	.31	.033
1 3/8	2.062	1.994	2.382	2.273	.815	.747	.82	.78	.40	.31	.036
1 1/2	2.250	2.175	2.598	2.480	.880	.808	.86	.82	.46	.37	.039

Specification Requirements:

- Dimensions: ASME/ANSI B18.2.2.
- Material & Mechanical Properties: ASTM A563 Grade A.
- Thread requirements: ASME B1.1 UNC and UNF, Class 2B.
- Coating: Light protective oil
- Material Test Reports: (If applicable) The MTR must have documented lot traceability, including full chemical and mechanical figures, to the specification(s) above.

Fastenal Product Standard: FNL.NYLK.Z

Hex Nylon Insert Locknuts, Zinc Plated, (NM and NE)

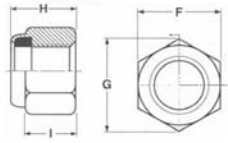

	Size	H Max.	H Min.	F Max.	F Min.	G Min.
NM	2-64	.153	.133	.251	.243	.268
	2-56	.153	.133	.251	.243	.268
	4-40	.153	.133	.251	.243	.268
	4-48	.153	.133	.251	.243	.268
	5-40	.153	.133	.251	.243	.268
	6-32	.188	.168	.313	.305	.339
	8-32	.239	.219	.345	.336	.374
	10-32	.249	.229	.376	.367	.410
	10-24	.249	.229	.376	.367	.410
	12-24	.328	.298	.439	.430	.482
NE	1/4-20	.328	.298	.439	.430	.482
	1/4-28	.328	.298	.439	.430	.482
	5/16-24	.359	.329	.502	.492	.552
	5/16-18	.359	.329	.502	.492	.552
	3/8-24	.468	.438	.564	.553	.622
	3/8-16	.468	.438	.564	.553	.622
	7/16-20	.468	.438	.627	.616	.694
	7/16-14	.468	.438	.627	.616	.694
	7/16-14	.468	.438	.690	.679	.766
	1/2-20	.609	.579	.752	.741	.837
	1/2-13	.609	.579	.752	.741	.837
	9/16-12	.656	.626	.877	.865	.978
	9/16-18	.656	.626	.877	.865	.978
	5/8-11	.765	.735	.940	.928	1.051
	5/8-18	.765	.735	.940	.928	1.051
	3/4-10	.890	.860	1.064	1.052	1.191
	3/4-16	.890	.860	1.064	1.052	1.191
	7/8-14	.999	.969	1.252	1.239	1.405
	7/8-9	.999	.969	1.252	1.239	1.405
	1-8	1.078	1.016	1.440	1.427	1.619
	1-14	1.062	1.032	1.453	1.423	1.619
	1 1/8-7	1.187	1.157	1.640	1.610	1.826
	1 1/8-12	1.187	1.157	1.640	1.610	1.826
	1 1/4-7	1.406	1.376	1.827	1.797	2.038
	1 1/4-12	1.406	1.376	1.827	1.797	2.083
	1 3/8-6	1.593	1.563	2.015	1.985	2.249
	1 3/8-12	1.593	1.563	2.015	1.985	2.249
	1 1/2-6	1.624	1.594	2.203	2.173	2.414
	1 1/2-12	1.624	1.594	2.203	2.173	2.416

Specification Requirements:

- Dimensions: See dimensions above.
- Material & Mechanical Properties: IFI 100/107, Grade A.
- Thread requirements: ASME B1.1 UNC and UNF, Class 2B.
- Finish: Fe/Zn 3A per ASTM F1941
- Material Test Reports: (If applicable) The MTR must have documented lot traceability, including full chemical and mechanical figures, to the specification(s) above.

Fastenal Product Standard: FNL.NYLK.HVY.Z

Heavy Hex Nylon Insert Locknuts, Zinc Plated, (NU)

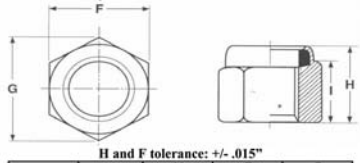

H and F tolerance: +/- .015"

	Size	H Thickness	F Across Flats	G Across Corners, Min.
NU	1/4-20	.375	.500	.556
	5/16-18	.438	.562	.624
	3/8-16	0.547	0.688	.763
	7/16-14	.594	.754	.829
	1/2-13	.703	.875	.969
	1/2-20	.703	.875	.969
	9/16-12	.797	.938	1.037
	9/16-18	.797	.938	1.037
	5/8-11	.859	1.062	1.175
	5/8-18	.859	1.062	1.175
	3/4-10	1.000	1.250	1.382
	3/4-16	1.000	1.250	1.382
	7/8-9	1.125	1.438	1.589
	7/8-14	1.125	1.438	1.589
	1-8	1.281	1.625	1.796
	1-14	1.281	1.625	1.796
	1 1/8-7	1.438	1.812	2.002
	1 1/8-12	1.438	1.812	2.002
	1 1/4-7	1.641	2.000	2.209
	1 1/4-12	1.641	2.000	2.209
	1 3/8-6	1.797	2.188	2.416
	1 3/8-12	1.797	2.188	2.416
	1 1/2-6	1.922	2.375	2.622
	1 1/2-12	1.922	2.375	2.622
	1 3/4-5	2.313	2.750	3.035
	1 3/4-12	2.313	2.750	3.035
	2-4.5	2.406	3.125	3.449
	2-12	2.406	3.125	3.449
	2 1/4-4.5	2.813	3.500	3.862
	2 1/2-4	3.141	4.000	4.618

Specification Requirements:

- Dimensions: See dimensions above.
- Material & Mechanical Properties: IFI 100/107 Grade A.
- Thread requirements: ASME B1.1, Class 2B.
- Finish: Fe/Zn 3A per ASTM F1941
- Material Test Reports: (If applicable) The MTR must have documented lot traceability, including full chemical and mechanical figures, to the specification(s) above.

FASTENER STANDARDS

Lock Nuts

Fastenal Product Standard: FNL.NYLKJ.Z

Hex Jam Nylon Insert Locknuts, Zinc Plated, (NTE)

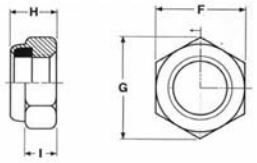

	Size	H Thickness Max.	H Thickness Min.	F Width Across Flats Max.	F Width Across Flats Min.	G Width Across Corners Min.	I Side Height Ref.
NTE	1/4	.218	.188	.439	.430	.482	.125
	5/16	.265	.235	.502	.492	.552	1.58
	3/8	.281	.251	.564	.553	.622	1.50
	7/16	.328	.298	.627	.615	.694	.225
	1/2	.328	.298	.752	.741	.837	.190
	9/16	.374	.344	.877	.865	.978	.225
	5/8	.406	.376	.940	.928	1.051	.265
	3/4	.421	.391	1.064	1.052	1.191	.288
	7/8	.484	.454	1.252	1.239	1.403	.340
	1	.578	.516	1.440	1.427	1.615	.405
	1 1/8	.672	.610	1.627	1.614	1.826	.500

Specification Requirements:

- Dimensions: See dimensions above.
- Material & Mechanical Properties: IFI 100/107, Grade A (mechanical-hardness only).
- Thread requirements: ASME B1.1 UNC and UNF, Class 2B.
- Finish: Fe/Zn 3A per ASTM F1941
- Material Test Reports (If applicable): The MTR must have documented lot traceability, including full chemical and mechanical figures, to the specification(s) above.

Fastenal Product Standard: FNL.HRLN.Z

Hex Reversible Lock Nuts (Two-Way), Zinc Plated

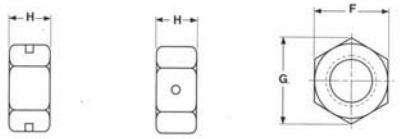

Size	F Max.	F Min.	G Max.	G Min.	H Max.	H Min.
8	.344	.332	.397	.378	.193	.178
10	.375	.362	.433	.413	.203	.187
1/4	.438	.428	.505	.488	.226	.212
5/16	.500	.489	.577	.557	.273	.258
3/8	.562	.551	.650	.628	.337	.320
7/16	.688	.675	.794	.768	.385	.365
1/2	.750	.736	.866	.840	.448	.427
9/16	.875	.861	1.010	.982	.496	.473
5/8	.938	.922	1.083	1.051	.559	.535
3/4	1.125	1.088	1.299	1.240	.665	.617
7/8	1.312	1.269	1.516	1.447	.776	.724
1	1.500	1.450	1.732	1.653	.887	.831
1 1/8	1.688	1.631	1.949	1.859	.999	.939
1 1/4	1.875	1.812	2.165	2.066	1.094	1.030
1 3/8	2.062	1.994	2.382	2.273	1.206	1.138
1 1/2	2.250	2.175	2.598	2.480	1.317	1.245

Specification Requirements:

- Dimensions: See dimensions above
- Material & Mechanical Properties: IFI 100/107 Grade A
- Thread requirements: ANSI B1.1 UNC & UNF Class 2B.
- Finish: Fe/Zn 3A per ASTM F1941
- Material Test Reports (If applicable): The MTR must have documented lot traceability, including full chemical and mechanical figures, to the specification(s) above.

Fastenal Product Standard: FNL.TPLK.GR9.YZ

Proprietary Standard: Grade 9 Toplock Nut, Yellow Zinc

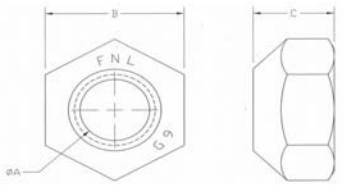

Diameter	(F)Width Across Flats Max.	(F)Width Across Flats Min.	(H)Locknut Thickness Max.	(H)Locknut Thickness Min.
1/4"	.438"	.428"	.288"	.274"
5/16"	.500"	.489"	.336"	.320"
3/8"	.562"	.551"	.415"	.398"
7/16"	.688"	.675"	.463"	.444"
1/2"	.750"	.736"	.573"	.542"
9/16"	.875"	.861"	.621"	.575"
5/8"	.938"	.922"	.731"	.625"
3/4"	1.125"	1.088"	.827"	.735"
7/8"	1.312"	1.269"	.922"	.823"
1"	1.500"	1.450"	1.023"	1.003"
1 1/8"	1.687"	1.631"	1.181"	1.161"
1 1/4"	1.875"	1.812"	1.277"	1.257"
1 1/2"	2.250"	2.175"	1.531"	1.511"

Specification Requirements:

- Dimensions: ASME B18.2.2
- Material: Medium Carbon Alloy Steel
- Mechanical Properties: Appropriate to ASTM F-606
  Proof load: 180,000psi minimum.
  Hardness:
  HRC 32 to 38 for ¼" to 5/8" diameter.
  HRC 35 to 40 for ¾" to 1 ½" diameter.
  Prevailing torque requirements of IFI 100/107.
- Threads: ANSI B1.1, UNC or UNF, Class 2B.
- Marking: Manufacturer ID "FNL" and "G9" grade mark on the bearing surface.
- Coating (If applicable): Fe/Zn 5C per ASTM F1941 and wax.
- Material Test Reports: The MTR must have documented lot traceability, including full chemical and mechanical figures, to the specification(s) above.

Fastenal Product Standard: FNL.TPLK.GRC.Z

Top Lock Nuts, IFI 100/107 Grade C, Zinc Plated

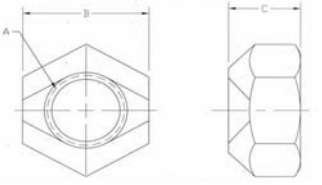

A Size	B Width Across Flats Max.	B Width Across Flats Min.	C Thickness Max.	C Thickness Min.
1/4-20	.438	.428	.288	.212
1/4-28	.438	.428	.288	.212
5/16-18	.502	.489	.336	.258
5/16-24	.502	.489	.336	.258
3/8-16	.5645	.551	.415	.320
3/8-24	.5645	.551	.415	.320
7/16-14	.6895	.675	.463	.365
7/16-20	.6895	.675	.463	.365
1/2-13	.752	.736	.573	.427
1/2-20	.752	.736	.573	.427
9/16-12	.877	.861	.621	.473
9/16-18	.877	.861	.621	.473
5/8-11	.9395	.922	.731	.535
5/8-18	.9395	.922	.731	.535
3/4-10	1.127	1.088	.827	.617
3/4-16	1.127	1.088	.827	.617
7/8-9	1.3145	1.269	.922	.724
7/8-14	1.3145	1.269	.922	.724
1-8	1.502	1.450	1.018	.831
1-14	1.502	1.450	1.018	.831

Specification Requirements:

- Dimensions: See dimensions above.
- Material, Performance, & Mechanical Properties: IFI-100/107 Grade C.
- Thread requirements: ANSI B1.1, UNC or UNF, Class 2B.
- Coating: Fe/Zn 3A per ASTM F1941 with lubricant such as wax.
- Material Test Reports (If applicable): The MTR must have documented lot traceability, including full chemical and mechanical figures, to the specification(s) above.

Lock Nuts

Fastenal Product Standard: FNL.TPLK.CLR.GRC.Z

Collar Lock Nuts, IFI 100/107 Grade C, Zinc Plated

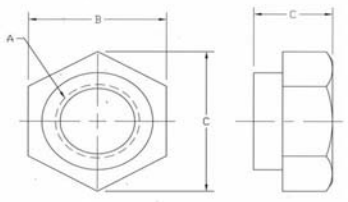

A Size	B Width Across Flats		C Width Across Corners		D Nut Thickness	
	Max.	Min.	Max.	Min.	Max.	Min.
1 1/8-12	1.6895	1.631	1.949	1.859	1.176	.939
1 1/8-7	1.6895	1.631	1.949	1.859	1.176	.939
1 1/4-12	1.8770	1.812	2.165	2.066	1.272	1.030
1 1/4-7	1.8770	1.812	2.165	2.066	1.272	1.030
1 3/8-12	2.0645	2.0645	2.382	2.273	1.399	1.138
1 3/8-6	2.0645	2.0645	2.382	2.273	1.399	1.138
1 1/2-12	2.2520	2.175	2.598	2.480	1.526	1.245
1 1/2-6	2.2520	2.175	2.598	2.480	1.526	1.245

Specification Requirements:

- Dimensions: See dimensions above.
- Material, Performance, & Mechanical Properties: IFI-100/107 Grade C.
- Thread requirements: ANSI B1.1, UNC or UNF, Class 2B.
- Coating: Fe/Zn 3A per ASTM F1941 with lubricant such as wax.
- Product Marking: Six symmetrically spaced identical symbols on the chamfered surface of the top of nut.
- Material Test Reports: (If applicable) The MTR must have documented lot traceability, including full chemical and mechanical figures, to the specification(s) above.

Fastenal Product Standard: FNL.KLN.Z

K-Lock Nuts, Zinc Plated

Nominal Size or Basic Thread Diameter	F Width Across Flats			G Width Across Corners		H Thickness		I Washer Diameter	
	Basic	Max.	Min.	Max.	Min.	Max.	Min.	Max	Min.
4-40 NC	1/4	.250	.241	0.286	0.277	.098	.087	0.286	0.277
5-40 NC	1/4	.250	.241	0.289	0.275	.098	.087	0.287	0.277
6-32 NC	5/16	.312	.302	0.348	0.338	.114	.102	0.348	0.338
8-32 NC	11/32	.344	.332	0.381	0.37	.130	.117	0.381	0.37
10-24 NC (32NF)	3/8	.375	.362	0.406	0.396	.130	.117	0.406	0.395
1/4-20 NC	7/16	.438	.423	0.506	0.494	.193	.178	0.506	0.494
5/16-18 NC	1/2	.500	.489	0.592	0.579	.273	.258	0.592	0.579
3/8-16 NC	9/16	.562	.551	0.665	0.651	.337	.320	0.665	0.651

Specification Requirements:

- Dimensions: Refer to figures above.
- Material: Carbon Steel. Washer – Spring Steel.
- Thread requirements: ANSI B1.1 Class 2B.
- Coating:(If applicable) Fe/Zn 3A per ASTM F1941
- Material Test Reports: (If applicable) The MTR must have documented lot traceability, including full chemical and mechanical figures, to the specification(s) above.

Fastenal Product Standard: FNL.HFN.Z

Serrated Hex Flange Nuts, Zinc Plated

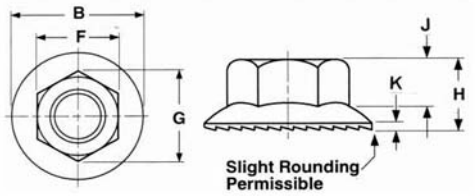

Nominal Size or Basic Major Dia of Thread	F Width Across Flats		G Width Across Corners		B Flange Diameter		H Nut Thickness		J Wrenching Length	K Flange Thickness	Angularity of Bearing Surface
	Max	Min	Max	Min	Max	Min	Max	Min	Min	Min	Max
No. 6	0.1380	0.312	0.302	0.361	0.342	0.422	0.406	0.171	0.156	0.10	0.02	0.014
8	0.1640	0.344	0.334	0.397	0.381	0.469	0.452	0.203	0.187	0.13	0.02	0.016
10	0.1900	0.375	0.365	0.433	0.416	0.500	0.480	0.219	0.203	0.13	0.03	0.017
12	0.2160	0.438	0.428	0.505	0.488	0.594	0.574	0.236	0.222	0.14	0.04	0.020
1/4	0.2500	0.438	0.428	0.505	0.488	0.594	0.574	0.236	0.222	0.14	0.04	0.020
5/16	0.3125	0.500	0.489	0.577	0.557	0.680	0.660	0.283	0.268	0.17	0.04	0.023
3/8	0.3750	0.562	0.551	0.650	0.628	0.750	0.728	0.347	0.330	0.23	0.04	0.029
7/16	0.4375	0.688	0.675	0.794	0.768	0.937	0.910	0.395	0.375	0.26	0.04	0.032
1/2	0.5000	0.750	0.736	0.866	0.840	1.031	1.000	0.458	0.437	0.31	0.05	0.035
9/16	0.5625	0.875	0.861	1.010	0.982	1.188	1.155	0.506	0.483	0.35	0.05	0.040
5/8	0.6250	0.938	0.922	1.083	1.051	1.281	1.248	0.569	0.545	0.40	0.05	0.044
3/4	0.7500	1.125	1.088	1.299	1.240	1.500	1.460	0.675	0.627	0.46	0.06	0.051

Specification Requirements:

- Dimensions: IFI-145, with serrations.
- Material & Mechanical Properties: Low Carbon Case Hardened. Surface Hardness HR15N 78-90.
- Thread requirements: ANSI B1.1 UNC & UNF, Class 2B.
- Finish: Fe/Zn 3A per ASTM F1941
- Material Test Reports: (If applicable) The MTR must have documented lot traceability, including full chemical and mechanical figures, to the specification(s) above.

Fastenal Product Standard: FNL.TPLK.FLG.GRF.Z

Top Lock Flange Nut, IFI 100/107, Grade F, Zinc Plated

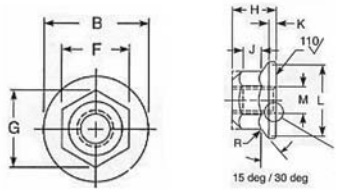

Size	Width Across Flats F		Width Across Corners G		Height H	Flange Dia. B	Bearing Dia. L	Flange Thickness K	Wrenching Height J	Counter-sink Dia. M	Flange Top Radius R
	Max.	Min.	Max.	Min.	Max.	Max.	Min.	Min.	Min.	Max.	Max.
1/4	.4385	.428	.505	.488	.300	.560	.484	0.04	0.14	.295	0.01
5/16	.5020	.489	.577	.557	.365	.680	.602	0.05	0.17	.357	0.01
3/8	.5645	.551	.650	.628	.425	.810	.730	0.06	0.20	.420	0.02
7/16	.6895	.675	.794	.768	.495	.930	.846	0.07	0.23	.482	0.02
1/2	.7520	.736	.866	.840	.555	1.070	.982	0.08	0.26	.560	0.02
9/16	.8770	.861	1.010	.982	.625	1.190	1.101	0.09	0.29	.622	0.03
5/8	.9395	.922	1.083	1.051	.690	1.330	1.230	0.10	0.32	.685	0.03
3/4	1.1270	1.088	1.299	1.240	.825	1.585	1.472	0.11	0.38	.810	0.03

Specification Requirements:

- Dimensions: IFI 100/107.
- Material & Mechanical Properties: IFI 100/107 Grade F.
- Thread requirements: ANSI B1.1 UNC & UNF, Class 2B.
- Finish: Fe/Zn 3A per ASTM F1941
- Material Test Reports: (If applicable) The MTR must have documented lot traceability, including full chemical and mechanical figures, to the specification(s) above.

Flange Nuts, Lock Nuts

Fastenal Product Standard: FNL.TPLK.FLG.GRG.Z

Top Lock Flange Nut, IFI 100/107, Grade G, Zinc Plated

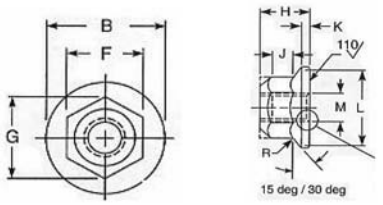

Size	Width Across Flats		Width Across Corners		Height	Flange Dia.	Bearing Dia.	Flange Thickness	Wrenching Height	Counter-sink Dia.	Flange Top Radius
	F		G		H	B	L	K	J	M	R
	Max.	Min.	Max.	Min.	Max.	Max.	Min.	Min.	Min.	Max.	Max.
1/4	.4385	.428	.505	.488	.300	.560	.484	0.04	0.14	.295	0.01
5/16	.5020	.489	.577	.557	.365	.680	.602	0.05	0.17	.357	0.01
3/8	.5645	.551	.650	.628	.425	.810	.730	0.06	0.20	.420	0.02
7/16	.6895	.675	.794	.768	.495	.930	.846	0.07	0.23	.482	0.02
1/2	.7520	.736	.866	.840	.555	1.070	.982	0.08	0.26	.560	0.02
9/16	.8770	.861	1.010	.982	.625	1.190	1.101	0.09	0.29	.622	0.03
5/8	.9395	.922	1.083	1.051	.690	1.330	1.230	0.10	0.32	.685	0.03
3/4	1.1270	1.088	1.299	1.240	.825	1.585	1.472	0.11	0.38	.810	0.03

Specification Requirements:

- Dimensions: IFI 100/107.
- Material & Mechanical Properties: IFI 100/107 Grade G.
- Thread requirements: ANSI B1.1 UNC & UNF, Class 2B.
- Finish: Fe/Zn 3A per ASTM F1941
- Material Test Reports: (If applicable) The MTR must have documented lot traceability, including full chemical and mechanical figures, to the specification(s) above.

Fastenal Product Standard: FNL.FLX.LN.CD

Flex-Type Full Lock Nuts, Cadmium Plated

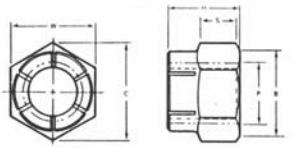

Size	B	C	H	P	S	W	
	Min.	Min.	Max.	Max.	Min.	Max.	Min.
#4-40	.243	.277	.155	.155	.050	.251	.243
#4-48	.243	.277	.155	.155	.050	.251	.243
#6-32	.305	.347	.180	.181	.075	.313	.305
#6-40	.305	.347	.180	.181	.075	.313	.305
#8-32	.336	.383	.243	.208	.105	.345	.336
#8-36	.336	.383	.243	.208	.105	.345	.336
#10-24	.367	.419	.243	.230	.085	.376	.367
#10-32	.367	.419	.243	.230	.085	.376	.367
1/4-20	.430	.491	.290	.293	.122	.439	.430
1/4-28	.430	.491	.320	.293	.135	.439	.430
5/16-18	.492	.561	.353	.356	.150	.502	.492
5/16-24	.492	.561	.353	.356	.150	.502	.492
3/8-16	.533	.631	.462	.418	.210	.564	.553
3/8-24	.553	.631	.462	.418	.210	.564	.553
7/16-14	.616	.703	.462	.487	.210	.627	.616
7/16-20	.616	.703	.462	.487	.210	.627	.616
1/2-13	.741	.846	.602	.551	.285	.752	.741
1/2-20	.741	.846	.602	.551	.285	.752	.741
9/16-12	.865	.987	.696	.614	.385	.877	.865
9/16-18	.865	.987	.696	.614	.385	.877	.865
5/8-11	.928	1.059	.759	.676	.410	.940	.928
5/8-18	.928	1.059	.759	.676	.410	.940	.928
3/4-10	1.052	1.200	.884	.807	.505	1.064	1.052
3/4-16	1.052	1.200	.884	.807	.505	1.064	1.052
7/8-9	1.239	1.414	1.009	.938	.570	1.252	1.239
7/8-14	1.239	1.414	1.009	.938	.570	1.252	1.239
1-8	1.427	1.628	1.134	1.064	.635	1.440	1.427
1-14	1.427	1.628	1.134	1.064	.635	1.440	1.427
1 1/8-12	1.614	1.842	1.259	1.191	.710	1.627	1.614
1 1/4-12	1.801	2.056	1.446	1.315	.795	1.814	1.801
1 3/8-12	1.988	2.269	1.509	1.440	.815	2.002	1.988
1 1/2-12	2.176	2.484	1.759	1.565	.970	2.190	2.176

Specification Requirements:

- Dimensions: See dimensions above.
- Material: Carbon Steel.
- Threads: ASME B1.1, Class 2B.
- Finish: Fe/Cd 5A per ASTM F1941
- Material Test Reports: (If applicable) The MTR must have documented lot traceability, including full chemical and mechanical figures, to the specification(s) above.

Fastenal Product Standard: FNL.FLX.JLN.CD

Flex-Type Hex Jam Lock Nuts, Cadmium Plated

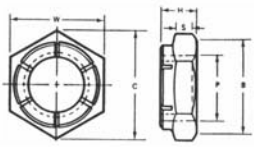

Size	B	C	H	P	S	W	
	Min.	Min.	Max.	Max.	Min.	Max.	Min.
6-32	.305	.347	.141	.181	.036	.313	.305
6-40	.305	.347	.141	.181	.036	.313	.305
8-32	.336	.383	.188	.208	.070	.345	.336
8-36	.336	.383	.188	.208	.070	.345	.336
10-24	.367	.419	.188	.230	.065	.376	.367
10-32	.367	.419	.188	.230	.065	.376	.367
12-24	.430	.491	.209	.258	.071	.439	.430
12-28	.430	.491	.209	.258	.071	.439	.430
1/4-20	.430	.491	.219	.293	.075	.439	.430
1/4-28	.430	.491	.219	.293	.075	.439	.430
5/16-18	.492	.561	.266	.356	.097	.502	.492
5/16-24	.492	.561	.266	.356	.097	.502	.492
3/8-16	.553	.631	.282	.418	.108	.564	.553
3/8-24	.553	.631	.282	.418	.108	.564	.553
7/16-20	.616	.703	.328	.487	.138	.627	.616
1/2-13	.741	.846	.328	.551	.121	.752	.741
1/2-20	.741	.846	.328	.551	.121	.752	.741
9/16-12	.865	.987	.368	.614	.135	.877	.865
9/16-18	.865	.987	.368	.614	.135	.877	.865
5/8-11	.928	1.059	.399	.676	.147	.940	.928
5/8-18	.928	1.059	.399	.676	.147	.940	.928
3/4-10	1.052	1.200	.415	.807	.155	1.064	1.052
3/4-16	1.052	1.200	.415	.807	.155	1.064	1.052
7/8-9	1.239	1.414	.477	.938	.166	1.252	1.239
7/8-14	1.239	1.414	.477	.938	.166	1.252	1.239
1-8	1.427	1.628	.571	1.064	.218	1.440	1.427
1-14	1.427	1.628	.571	1.064	.218	1.440	1.427
1 1/8-12	1.614	1.842	.634	1.191	.238	1.627	1.614
1 1/4-12	1.801	2.056	.759	1.315	.311	1.814	1.801
1 3/8-12	1.988	2.269	.821	1.440	.325	2.002	1.988
1 1/2-12	2.176	2.484	.884	1.565	.350	2.190	2.176

Specification Requirements:

- Dimensions: See dimensions above.
- Material: Carbon Steel.
- Threads: ASME B1.1, Class 2B.
- Finish: Fe/Cd 5A per ASTM F1941
- Material Test Reports: (If applicable) The MTR must have documented lot traceability, including full chemical and mechanical figures, to the specification(s) above.

Fastenal Product Standard: FNL.HHN.ACME.P

Heavy Hex Nuts, Low Carbon, Acme Thread, Plain

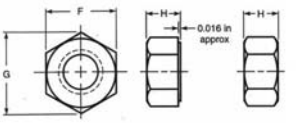

Size	F		G		H	
	Width Across Flats		Width Across Corners		Thickness	
	Max.	Min.	Max.	Min.	Max.	Min.
1/4	.500	.488	.577	.556	.250	.218
5/16	.562	.546	.650	.622	.314	.280
3/8	.688	.669	.794	.763	.377	.341
7/16	.750	.728	.866	.830	.441	.403
1/2	.875	.850	1.010	.969	.504	.464
9/16	.938	.909	1.083	1.037	.568	.526
5/8	1.062	1.031	1.227	1.175	.631	.587
3/4	1.250	1.212	1.443	1.382	.758	.710
7/8	1.438	1.394	1.660	1.589	.885	.833
1	1.625	1.575	1.876	1.796	1.012	.956
1 1/8	1.812	1.756	2.093	2.002	1.139	1.079
1 1/4	2.000	1.938	2.309	2.209	1.251	1.187
1 3/8	2.188	2.119	2.526	2.416	1.378	1.310
1 1/2	2.375	2.300	2.742	2.622	1.505	1.433
1 5/8	2.562	2.481	2.959	2.828	1.632	1.556
1 3/4	2.750	2.662	3.175	3.035	1.759	1.679
1 7/8	2.938	2.844	3.392	3.242	1.886	1.802
2	3.125	3.025	3.608	3.449	2.013	1.925
2 1/4	3.500	3.388	4.041	3.862	2.251	2.155
2 1/2	3.875	3.750	4.474	4.275	2.505	2.401
2 3/4	4.250	4.112	4.907	4.688	2.759	2.647
3	4.625	4.475	5.340	5.102	3.013	2.893
3 1/4	5.000	4.838	5.774	5.515	3.252	3.124
3 1/2	5.375	5.200	6.207	5.928	3.506	3.370
3 3/4	5.750	5.562	6.640	6.341	3.760	3.616
4	6.125	5.925	7.073	6.755	4.014	3.862

Specification Requirements:

- Dimensions: ASME B18.2.2.
- Material: Low carbon steel.
- Mechanical Properties: Meets the mechanical requirements of ASTM A563 Grade A.
- Thread requirements: ANSI B1.5 ACME-2G, Internal.
- Coating: Light protective oil.
- Material Test Reports: (If applicable) Must be available and have documented lot traceability, including full chemical and mechanical figures, to the specification(s) above.

Acorn Nuts, Wing Nuts

Fastenal Product Standard: FNL.ACORN.NKL

Acorn Nuts, Nickel Plated

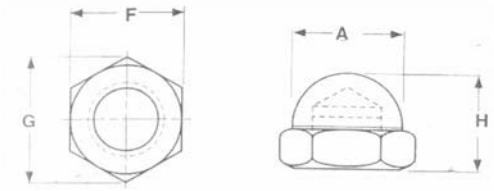

Size	F Width Across Flats Max.	F Width Across Flats Min.	H Thickness Max.	H Thickness Min.	G Width Across Corners Max.	G Width Across Corners Min.
6-32	.312	.302	.276	.244	.361	.344
6-40	.312	.302	.276	.244	.361	.344
8-32	.312	.302	.276	.244	.361	.344
8-36	.312	.302	.276	.244	.361	.344
10-24	.375	.362	.335	.303	.433	.413
10-32	.375	.362	.335	.303	.433	.413
1/4-20	.438	.423	.402	.362	.505	.482
1/4-28	.438	.423	.402	.362	.505	.482
5/16-18	.562	.545	.484	.444	.650	.621
5/16-24	.562	.545	.484	.444	.650	.621
3/8-16	.625	.607	.520	.480	.722	.692
3/8-24	.625	.607	.520	.480	.722	.692
7/16-14	.625	.612	.540	.500	.722	.698
7/16-20	.625	.612	.540	.500	.722	.698
1/2-13	.750	.736	.563	.524	.866	.840
1/2-20	.750	.736	.563	.524	.866	.840
5/8-11	.938	.922	.827	.787	1.08	1.05
5/8-18	.938	.922	.827	.787	1.08	1.05
3/4-10	1.125	1.09	1.12	1.08	1.30	1.24
3/4-16	1.125	1.09	1.12	1.08	1.30	1.24

Specification Requirements:

- Dimensions: Refer to dimensions above.
- Material: Carbon Steel.
- Thread requirements: ANSI B1.1 UNC or UNF, Class 2B.
- Coating: Nickel Plate per Mil-C-26074
- Material Test Reports: (If applicable) The MTR must have documented lot traceability, including full chemical and mechanical figures, to the specification(s) above.

Fastenal Product Standard: FNL.WN.CF.Z

Wing Nuts, Cold Forged, Zinc Plated

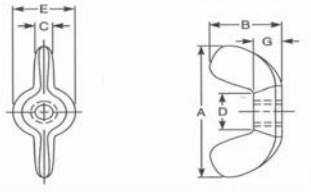

Nominal Size or Basic Major Dia of Thread	Threads per Inch	Series	Nut Blank Size (Ref)	A Wing Spread Max	A Wing Spread Min	B Wing Height Max	B Wing Height Min	C Wing Thickness Max	C Wing Thickness Min	D Between Wings Max	D Between Wings Min	E Boss Diameter Max	E Boss Diameter Min	G Boss Height Max	G Boss Height Min
3 (0.0990)	48 & 56	Heavy	AA	0.72	0.59	0.41	0.28	0.11	0.07	0.21	0.17	0.33	0.29	0.14	0.10
4 (0.1120)	40 & 48	Heavy	AA	0.72	0.59	0.41	0.28	0.11	0.07	0.21	0.17	0.33	0.29	0.14	0.10
5 (0.1250)	40 & 44	Light Heavy	AA A	0.72 0.91	0.59 0.78	0.41 0.47	0.28 0.34	0.11 0.14	0.07 0.10	0.21 0.27	0.17 0.22	0.33 0.43	0.29 0.39	0.14 0.18	0.10 0.14
6 (0.1380)	32 & 40	Light Heavy	AA A	0.72 0.91	0.59 0.78	0.41 0.47	0.28 0.34	0.11 0.14	0.07 0.10	0.21 0.27	0.17 0.22	0.33 0.43	0.29 0.39	0.14 0.18	0.10 0.14
8 (0.1640)	32 & 36	Light Heavy	A B	0.91 1.10	0.78 0.97	0.47 0.57	0.34 0.43	0.14 0.18	0.10 0.14	0.27 0.33	0.22 0.26	0.43 0.50	0.39 0.45	0.18 0.22	0.14 0.17
10 (0.1900)	24 & 32	Light Heavy	A B	0.91 1.10	0.78 0.97	0.47 0.57	0.34 0.43	0.14 0.18	0.10 0.14	0.27 0.33	0.22 0.26	0.43 0.50	0.39 0.45	0.18 0.22	0.14 0.17
12 (0.2160)	24 & 28	Light Heavy	B C	1.10 1.25	0.97 1.12	0.57 0.66	0.43 0.53	0.18 0.21	0.14 0.17	0.33 0.39	0.26 0.32	0.50 0.58	0.45 0.51	0.22 0.25	0.17 0.20
1/4 (0.2500)	20 & 28	Light Regular Heavy	B C D	1.10 1.25 1.44	0.97 1.12 1.31	0.57 0.66 0.79	0.43 0.53 0.65	0.18 0.21 0.24	0.14 0.17 0.20	0.33 0.39 0.48	0.26 0.32 0.42	0.50 0.58 0.70	0.45 0.51 0.64	0.22 0.25 0.30	0.17 0.20 0.26
5/16 (0.3125)	18 & 24	Light Regular Heavy	C D E	1.25 1.44 1.94	1.12 1.31 1.81	0.66 0.79 1.00	0.53 0.65 0.87	0.21 0.24 0.33	0.17 0.20 0.26	0.39 0.48 0.65	0.32 0.42 0.54	0.58 0.70 0.93	0.51 0.64 0.86	0.25 0.30 0.39	0.20 0.26 0.35
3/8 (0.3750)	16 & 24	Light Regular	D E	1.44 1.94	1.31 1.81	0.79 1.00	0.65 0.87	0.24 0.33	0.20 0.26	0.48 0.65	0.42 0.54	0.70 0.93	0.64 0.86	0.30 0.39	0.26 0.35
7/16 (0.4375)	14 & 20	Light Heavy	E F	1.94 2.76	1.81 2.62	1.00 1.44	0.87 1.31	0.33 0.40	0.26 0.34	0.65 0.90	0.54 0.80	0.93 1.19	0.86 1.13	0.39 0.55	0.35 0.51
1/2 (0.5000)	13 & 20	Light Heavy	E F	1.94 2.76	1.81 2.62	1.00 1.44	0.87 1.31	0.33 0.40	0.26 0.34	0.65 0.90	0.54 0.80	0.93 1.19	0.86 1.13	0.39 0.55	0.35 0.51
9/16 (0.5625)	12 & 18	Heavy	F	2.76	2.62	1.44	1.31	0.40	0.34	0.90	0.80	1.19	1.13	0.55	0.51
5/8 (0.6250)	11 & 18	Heavy	F	2.76	2.62	1.44	1.31	0.40	0.34	0.90	0.80	1.19	1.13	0.55	0.51
3/4 (0.7500)	10 & 16	Heavy	F	2.76	2.62	1.44	1.31	0.40	0.34	0.90	0.80	1.19	1.13	0.55	0.51

Specification Requirements:

- Dimensions: ASME B18.6, Type A.
- Material: Carbon Steel (cold forged)
- Thread requirements: ANSI B1.1 Class 2B.
- Coating:(If applicable) Fe/Zn 3A per ASTM F1941
- Material Test Reports: (If applicable) The MTR must have documented lot traceability, including full chemical and mechanical figures, to the specification(s) above.

Fastenal Product Standard: FNL.TN.3P.P

Tee Nuts, Three Prong, Plain Finish

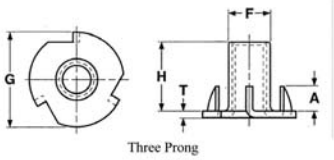

Three Prong

Thread Size	H Barrel Height (+/- 1/32)	G Flange Dia. (+/- 1/32)	F Barrel Dia. (+/-.015)	A Prong Height (+/-1/32)	T Material Thickness (+/-.015)	Drill Size
6-32	1/4	1/2	.188	1/8	.035	13/64
8-32	1/4	23/32	.208	7/32	.030	7/32
10-24	5/16	3/4	.243	7/32	.040	1/4
10-24	7/16	3/4	.243	5/16	.040	1/4
10-32	5/16	3/4	.243	7/32	.040	1/4
10-32	7/16	3/4	.243	5/16	.040	1/4
1/4-20	1/4	3/4	.305	3/16	.047	5/16
1/4-20	5/16	3/4	.305	7/32	.047	5/16
1/4-20	3/8	3/4	.305	1/4	.047	5/16
1/4-20	7/16	3/4	.305	5/16	.047	5/16
1/4-20	9/16	3/4	.305	7/32-3/8	.047	5/16
5/16-18	5/16	7/8	.360	9/32	.047	3/8
5/16-18	3/8	7/8	.390	1/4	.063	25/64
5/16-18	7/16	7/8	.390	1/4	.063	13/32
5/16-18	5/8	7/8	.390	5/16	.063	25/64
3/8-16	5/16	1	.420	9/32	.063	27/64
3/8-16	7/16	1	.440	11/32	.063	29/64

Specification Requirements:

- Dimensions: Refer to dimensions above.
- Material: Carbon Steel.
- Thread requirements: ANSI B1.1 UNC, Class 2B.
- Finish: Light protective oil
- Material Test Reports: (If applicable) The MTR must have documented lot traceability, including full chemical and mechanical figures, to the specification(s) above.

Fastenal Product Standard: FNL.TN.4P.P

Tee Nuts, 4 Prong, Plain Finish

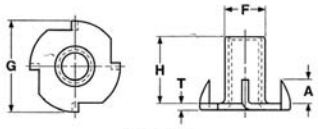

Four Prong

Thread Size	H Barrel Height (+/- 1/32)	G Flange Dia. (+/- 1/32)	F Barrel Dia. (+/-.015)	A Prong Height (+/-1/32)	T Material Thickness (+/-.015)	Drill Size
10-24	5/16	3/4	.243	7/32	.040	1/4
10-32	5/16	3/4	.243	7/32	.040	1/4
1/4-20	5/16	3/4	.305	7/32	.047	5/16
1/4-20	3/8	3/4	.305	1/4	.047	5/16
1/4-20	7/16	3/4	.305	1/4	.047	5/16
1/4-20	9/16	3/4	.305	1/4	.047	5/16
5/16-18	5/16	7/8	.360	9/32	.047	3/8
5/16-18	3/8	7/8	.390	1/4	.063	25/64
5/16-18	1/2	7/8	.390	1/4	.063	13/32
5/16-18	5/8	7/8	.390	1/4	.063	25/64
3/8-16	5/16	1	.420	9/32	.063	27/64
3/8-16	7/16	1	.440	11/32	.063	29/64
3/8-16	5/8	1	.420	11/32	.063	29/64

Specification Requirements:

- Dimensions: Refer to dimensions above.
- Material: Carbon Steel.
- Thread requirements: ANSI B1.1 UNC, Class 2B.
- Finish: Light Protective Oil
- Material Test Reports: (If applicable) The MTR must have documented lot traceability, including full chemical and mechanical figures, to the specification(s) above.

Coupling Nuts, Square Nuts

Fastenal Product Standard: FNL.COUPLN.Z

Coupling Nuts, Zinc Plated

Size	W.A.F.	Thickness	Minor Dia.	W.A.C.
	in.	in.	in.	in.
10-24 X 5/16 X3/4	.312/.302	.750/.711	.163/.153	.360/.344
1/4-20 X3/8 X 7/8	.374/.365	.874/.835	.214/.203	.432/.413
1/4-20 X 7/16 X11/2	.438/.428	1.50/1.44	.214/.203	.504/.488
1/4-20 X 7/16 X 1 3/4	.438/.428	1.75/1.69	.230/.215	.504/.488
1/4-20 X 7/16 X 7/8	.438/.428	.874/.835	.214/.203	.504/.488
1/4-20 X 3/8 X 3/4	.374/.365	.751/.733	.214/.203	.432/.413
5/16-18 X 7/16 X 7/8	.438/.428	.874/.835	.272/.259	.504/.488
5/16-18 X 1/2 X 7/8	.500/.490	.874/.835	.272/.259	.577/.557
5/16-18 X 1/2 X 1 1/8	.500/.490	1.124/1.066	.272/.259	.577/.557
5/16-18 X 1/2 X 1 3/4	.500/.490	1.75/1.69	.272/.259	.577/.557
5/16-18 X 5/8 X 7/8	.625/.607	.874/.835	.272/.259	.721/.692
5/16-18 X 5/8 X 1 3/4	.625/.607	1.75/1.69	.272/.259	.721/.692
3/8-16 X 1/2 X 1 1/8	.500/.490	1.124/1.066	.328/.314	.577/.557
3/8-16 X 9/16 X 1 3/4	.562/.551	1.75/1.69	.328/.314	.650/.628
3/8-16 X 5/8 X 1 1/8	.625/.607	1.125/1.066	.328/.314	.721/.692
3/8-16 X 5/8 X 1 3/4	.625/.607	1.75/1.69	.328/.314	.721/.692
3/8-16 X 1/2 X 1	.500/.490	1.01/.970	.328/.314	.577/.557
7/16-14 X 5/8 X 1 1/4	.625/.607	1.25/1.191	.383/.367	.721/.692
7/16-14 X 5/8 X 1 3/4	.625/.607	1.75/1.69	.383/.367	.721/.692
7/16-14 X 9/16 X 1 1/4	.562/.551	1.25/1.191	.383/.367	.650/.628
7/16-14 X 11/16 X 1 3/4	.688/.675	1.75/1.69	.383/.367	.794/.768
1/2-13 X 5/8 X 1 1/4	.625/.607	1.25/1.191	.433/.416	.721/.692
1/2-13 X 11/16 X 1 1/4	.688/.675	1.25/1.191	.433/.416	.794/.768
1/2-13 X 11/16 X 1 3/4	.688/.675	1.75/1.69	.433/.416	.794/.768
1/2-13 X 3/4 X 1 3/4	.750/.736	1.75/1.69	.433/.416	.866/.840
5/8-11 X 13/16 X 2 1/8	.812/.797	2.125/2.067	.545/.526	.926/.908
5/8-11 X 15/16 X 2 1/8	.938/.922	2.125/2.067	.545/.526	1.083/1.051
5/8-11 X 13/16 X 1 7/8	.812/.797	1.875/1.855	.545/.526	.926/.908
3/4-10 X 1 X 2 1/4	1.00/.984	2.25/2.19	.681/.659	1.14/1.122
3/4-10 X 1 1/8 X 2 1/4	1.125/1.088	2.25/2.19	.681/.659	1.299/1.24
7/8-9 X 1 1/4 X 2 1/2	1.25/1.23	2.50/2.44	.811/.766	1.425/1.402
7/8-9 X 1 5/16 X 2 5/8	.938/.922	2.60/2.54	.811/.766	1.083/1.051
1-8 X 1 1/4 X 2 1/2	1.25/1.23	2.50/2.44	.909/.885	1.425/1.402
1-8 X 1 1/2 X 3	1.50/1.475	3.02/2.97	.909/.885	1.71/1.68
1 1/8-7 X 1 1/2 X 3	1.50/1.475	3.02/2.97	.997/.970	1.71/1.68
1 1/4-7 X 1 5/8 X 3	1.624/1.60	3.03/2.97	1.12/1.09	1.852/1.824
1 1/2-6 X 2 x 4	2.00/1.975	4.00/3.98	1.34/1.32	2.28/2.25

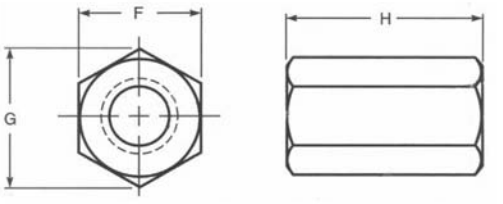

Specification Requirements:

- Dimensions: Refer to dimensions listed.
- Material & Mechanical Properties: ASTM A-563 Grade A.
- Thread requirements: ASME B1.1, UNC Class 2B.
- Coating: Fe/Zn 3A per ASTM F1941
- Material Test Reports: (If applicable) The MTR must have documented lot traceability, including full chemical and mechanical figures, to the specification(s) above.

Fastenal Product Standard: FNL.SQ.NUT.P

Square Nuts, Plain Finish

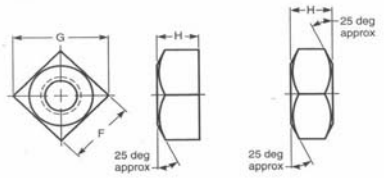

Nominal Size or Basic Major Dia of Thread		F			G		H		
		Width Across Flats			Width Across Corners		Thickness		
		Basic	Max	Min	Max	Min	Basic	Max	Min
1/4	0.2500	7/16	0.438	0.425	0.619	0.554	7/32	0.235	0.203
5/16	0.3125	9/16	0.562	0.547	0.795	0.721	17/64	0.283	0.249
3/8	0.3750	5/8	0.625	0.606	0.884	0.802	21/64	0.346	0.310
7/16	0.4375	3/4	0.750	0.728	1.061	0.970	3/8	0.394	0.356
1/2	0.5000	13/16	0.812	0.788	1.149	1.052	7/16	0.458	0.418
5/8	0.6250	1	1.000	0.969	1.414	1.300	35/64	0.569	0.525
3/4	0.7500	1-1/8	1.125	1.088	1.591	1.464	21/32	0.680	0.632
7/8	0.8750	1-5/16	1.312	1.269	1.856	1.712	49/64	0.792	0.740
1	1.0000	1-1/2	1.500	1.450	2.121	1.961	7/8	0.903	0.847
1-1/8	1.1250	1-11/16	1.688	1.631	2.386	2.209	1	1.030	0.970
1-1/4	1.2500	1-7/8	1.875	1.812	2.652	2.458	1-3/32	1.126	1.062
1-3/8	1.3750	2-1/16	2.062	1.994	2.917	2.708	1-13/64	1.237	1.169
1-1/2	1.5000	2-1/4	2.250	2.175	3.182	2.956	1-5/16	1.348	1.276

Specification Requirements:

- Dimensions: ASME/ANSI B18.2.2.
- Material & Mechanical Properties: ASTM A563 Grade A.
- Thread requirements: ASME B1.1, Class 2B.
- Coating: Light protective oil
- Material Test Reports: (If applicable) The MTR must have documented lot traceability, including full chemical and mechanical figures, to the specification(s) above.

Fastenal Product Standard: FNL.SQ.NUT.Z

Square Nuts, Zinc Plated

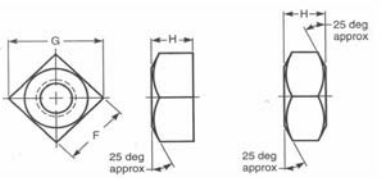

Nominal Size or Basic Major Dia of Thread		F			G		H		
		Width Across Flats			Width Across Corners		Thickness		
		Basic	Max	Min	Max	Min	Basic	Max	Min
1/4	0.2500	7/16	0.438	0.425	0.619	0.554	7/32	0.235	0.203
5/16	0.3125	9/16	0.562	0.547	0.795	0.721	17/64	0.283	0.249
3/8	0.3750	5/8	0.625	0.606	0.884	0.802	21/64	0.346	0.310
7/16	0.4375	3/4	0.750	0.728	1.061	0.970	3/8	0.394	0.356
1/2	0.5000	13/16	0.812	0.788	1.149	1.052	7/16	0.458	0.418
5/8	0.6250	1	1.000	0.969	1.414	1.300	35/64	0.569	0.525
3/4	0.7500	1-1/8	1.125	1.088	1.591	1.464	21/32	0.680	0.632
7/8	0.8750	1-5/16	1.312	1.269	1.856	1.712	49/64	0.792	0.740
1	1.0000	1-1/2	1.500	1.450	2.121	1.961	7/8	0.903	0.847
1-1/8	1.1250	1-11/16	1.688	1.631	2.386	2.209	1	1.030	0.970
1-1/4	1.2500	1-7/8	1.875	1.812	2.652	2.458	1-3/32	1.126	1.062
1-3/8	1.3750	2-1/16	2.062	1.994	2.917	2.708	1-13/64	1.237	1.169
1-1/2	1.5000	2-1/4	2.250	2.175	3.182	2.956	1-5/16	1.348	1.276

Specification Requirements:

- Dimensions: ASME/ANSI B18.2.2.
- Material: ASTM A563 Grade A.
- Thread requirements: ASME B1.1, Class 2B.
- Coating: Fe/Zn 3A per ASTM F1941
- Material Test Reports: (If applicable) The MTR must have documented lot traceability, including full chemical and mechanical figures, to the specification(s) above.

Flat Washers

Fastenal Product Standard: FNL.FW.LC.USS.P

Flat Washers, Low Carbon, USS, Plain Finish

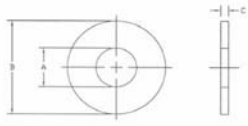

USS Flat Washers									
Nominal Washer Size	A			B			C		
	Inside Diameter			Outside Diamter			Thickness		
	Basic	Tolerance		Basic	Tolerance		Basic	Max	Min
		Plus	Minus		Plus	Minus			
3/16	.250	.015	.005	.562	.015	.005	.049	.065	.036
1/4	.312	.015	.005	.734	.015	.007	.065	.080	.051
5/16	.375	.015	.005	.875	.030	.007	.083	.104	.064
3/8	.438	.015	.005	1.000	.030	.007	.083	.104	.064
7/16	.500	.015	.005	1.250	.030	.007	.083	.104	.064
1/2	.562	.015	.005	1.375	.030	.007	.109	.132	.086
9/16	.625	.015	.005	1.469	.030	.007	.109	.132	.086
5/8	.688	.030	.007	1.750	.030	.007	.134	.160	.108
3/4	.812	.030	.007	2.000	.030	.007	.148	.177	.122
7/8	.938	.030	.007	2.250	.030	.007	.165	.192	.136
1	1.062	.030	.007	2.500	.030	.007	.165	.192	.136
1-1/8	1.250	.030	.007	2.750	.030	.007	.165	.192	.136
1-1/4	1.375	.030	.007	3.000	.030	.007	.165	.192	.136
1-3/8	1.500	.045	.010	3.250	.045	.010	.180	.213	.153
1-1/2	1.625	.045	.010	3.500	.045	.010	.180	.213	.153
1-5/8	1.750	.045	.010	3.750	.045	.010	.180	.213	.153
1-3/4	1.875	.045	.010	4.000	.045	.010	.180	.213	.153
1-7/8	2.000	.045	.010	4.250	.045	.010	.180	.213	.153
2	2.125	.045	.010	4.500	.045	.010	.180	.213	.153
2-1/4	2.375	.045	.010	4.750	.045	.010	.220	.248	.193
2-1/2	2.625	.045	.010	5.000	.045	.010	.238	.280	.210
2-3/4	2.875	.065	.010	5.250	.065	.010	.259	.310	.228
3	3.125	.065	.010	5.500	.065	.010	.284	.327	.249

Specification Requirements:

- Dimensions: ASME B18.22.1, Type A Plain Washers.
- Material: Carbon steel.
- Coating: Light protective oil.
- Material Test Reports: (If applicable) The MTR must have documented lot traceability, including full chemical and mechanical figures, to the specification(s) above.

Fastenal Product Standard: FNL.FW.LC.USS.Z

Flat Washers, Low Carbon, USS, Zinc Plated

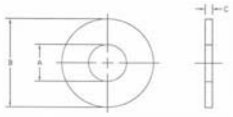

USS Flat Washers									
Nominal Washer Size	A			B			C		
	Inside Diameter			Outside Diamter			Thickness		
	Basic	Tolerance		Basic	Tolerance		Basic	Max	Min
		Plus	Minus		Plus	Minus			
3/16	.250	.015	.005	.562	.015	.005	.049	.065	.036
1/4	.312	.015	.005	.734	.015	.007	.065	.080	.051
5/16	.375	.015	.005	.875	.030	.007	.083	.104	.064
3/8	.438	.015	.005	1.000	.030	.007	.083	.104	.064
7/16	.500	.015	.005	1.250	.030	.007	.083	.104	.064
1/2	.562	.015	.005	1.375	.030	.007	.109	.132	.086
9/16	.625	.015	.005	1.469	.030	.007	.109	.132	.086
5/8	.688	.030	.007	1.750	.030	.007	.134	.160	.108
3/4	.812	.030	.007	2.000	.030	.007	.148	.177	.122
7/8	.938	.030	.007	2.250	.030	.007	.165	.192	.136
1	1.062	.030	.007	2.500	.030	.007	.165	.192	.136
1-1/8	1.250	.030	.007	2.750	.030	.007	.165	.192	.136
1-1/4	1.375	.030	.007	3.000	.030	.007	.165	.192	.136
1-3/8	1.500	.045	.010	3.250	.045	.010	.180	.213	.153
1-1/2	1.625	.045	.010	3.500	.045	.010	.180	.213	.153
1-5/8	1.750	.045	.010	3.750	.045	.010	.180	.213	.153
1-3/4	1.875	.045	.010	4.000	.045	.010	.180	.213	.153
1-7/8	2.000	.045	.010	4.250	.045	.010	.180	.213	.153
2	2.125	.045	.010	4.500	.045	.010	.180	.213	.153
2-1/4	2.375	.045	.010	4.750	.045	.010	.220	.248	.193
2-1/2	2.625	.045	.010	5.000	.045	.010	.238	.280	.210
2-3/4	2.875	.065	.010	5.250	.065	.010	.259	.310	.228
3	3.125	.065	.010	5.500	.065	.010	.284	.327	.249

Specification Requirements:

- Dimensions: ASME B18.22.1, Type A Plain Washers.
- Material: Carbon steel.
- Coating: ASTM B633, SC1, Type III.
- Material Test Reports: (If applicable) The MTR must have documented lot traceability, including full chemical and mechanical figures, to the specification(s) above.

Fastenal Product Standard: FNL.FW.LC.USS.HDG

Flat Washers, Low Carbon, USS, Hot Dip Galvanized

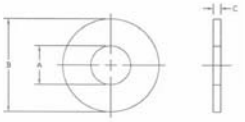

USS Flat Washers									
Nominal Washer Size	A			B			C		
	Inside Diameter			Outside Diamter			Thickness		
	Basic	Tolerance		Basic	Tolerance		Basic	Max	Min
		Plus	Minus		Plus	Minus			
3/16	.250	.015	.005	.562	.015	.005	.049	.065	.036
1/4	.312	.015	.005	.734	.015	.007	.065	.080	.051
5/16	.375	.015	.005	.875	.030	.007	.083	.104	.064
3/8	.438	.015	.005	1.000	.030	.007	.083	.104	.064
7/16	.500	.015	.005	1.250	.030	.007	.083	.104	.064
1/2	.562	.015	.005	1.375	.030	.007	.109	.132	.086
9/16	.625	.015	.005	1.469	.030	.007	.109	.132	.086
5/8	.688	.030	.007	1.750	.030	.007	.134	.160	.108
3/4	.812	.030	.007	2.000	.030	.007	.148	.177	.122
7/8	.938	.030	.007	2.250	.030	.007	.165	.192	.136
1	1.062	.030	.007	2.500	.030	.007	.165	.192	.136
1-1/8	1.250	.030	.007	2.750	.030	.007	.165	.192	.136
1-1/4	1.375	.030	.007	3.000	.030	.007	.165	.192	.136
1-3/8	1.500	.045	.010	3.250	.045	.010	.180	.213	.153
1-1/2	1.625	.045	.010	3.500	.045	.010	.180	.213	.153
1-5/8	1.750	.045	.010	3.750	.045	.010	.180	.213	.153
1-3/4	1.875	.045	.010	4.000	.045	.010	.180	.213	.153
1-7/8	2.000	.045	.010	4.250	.045	.010	.180	.213	.153
2	2.125	.045	.010	4.500	.045	.010	.180	.213	.153
2-1/4	2.375	.045	.010	4.750	.045	.010	.220	.248	.193
2-1/2	2.625	.045	.010	5.000	.045	.010	.238	.280	.210
2-3/4	2.875	.065	.010	5.250	.065	.010	.259	.310	.228
3	3.125	.065	.010	5.500	.065	.010	.284	.327	.249

Specification Requirements:

- Dimensions: ASME B18.22.1, Type A Plain Washers.
- Material: Carbon steel.
- Coating: Hot Dip Galvanize per ASTM A-153 or ASTM F-2329.
- Material Test Reports: (If applicable) The MTR must have documented lot traceability, including full chemical and mechanical figures, to the specification(s) above.

Fastenal Product Standard: FNL.FW.LC.SAE.P

Flat Washers, Low Carbon, SAE, Plain Finish

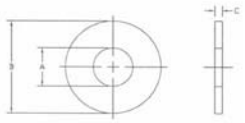

SAE Flat Washers									
Nominal Washer Size	A			B			C		
	Inside Diameter			Outside Diamter			Thickness		
	Basic	Tolerance		Basic	Tolerance		Basic	Max	Min
		Plus	Minus		Plus	Minus			
No. 4	.125	.008	.005	.312	.008	.005	.032	.040	.025
6	.156	.008	.005	.375	.015	.005	.049	.065	.036
8	.188	.008	.005	.438	.015	.005	.049	.065	.036
10	.219	.008	.005	.500	.015	.005	.049	.065	.036
12	.250	.015	.005	.562	.015	.005	.065	.080	.051
1/4	.281	.015	.005	.625	.015	.005	.065	.080	.051
5/16	.344	.015	.005	.688	.015	.007	.065	.080	.051
3/8	.406	.015	.005	.812	.015	.007	.065	.080	.051
7/16	.469	.015	.005	.922	.015	.007	.065	.080	.051
1/2	.531	.015	.005	1.062	.030	.007	.095	.121	.074
9/16	.594	.015	.005	1.156	.030	.007	.095	.121	.074
5/8	.656	.030	.007	1.312	.030	.007	.095	.121	.074
3/4	.812	.030	.007	1.469	.030	.007	.134	.160	.108
7/8	.938	.030	.007	1.750	.030	.007	.134	.160	.108
1	1.062	.030	.007	2.000	.030	.007	.134	.160	.108
1 1/8	1.250	.030	.007	2.250	.030	.007	.134	.160	.108
1 1/4	1.375	.030	.007	2.500	.030	.007	.165	.192	.136
1 3/8	1.500	.030	.007	2.750	.030	.007	.165	.192	.136
1 1/2	1.625	.030	.007	3.000	.030	.007	.165	.192	.136

Specification Requirements:

- Dimensions: ASME B18.22.1, Type A Plain Washers.
- Material: Carbon steel.
- Coating: Light protective oil.
- Material Test Reports: (If applicable) The MTR must have documented lot traceability, including full chemical and mechanical figures, to the specification(s) above.

Flat Washers, Fender Washers

Fastenal Product Standard: FNL.FW.LC.SAE.Z

Flat Washers, Low Carbon, SAE, Zinc Plated

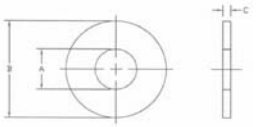

SAE Flat Washers									
Nominal Washer Size	A			B			C		
	Inside Diameter			Outside Diamter			Thickness		
	Basic	Tolerance		Basic	Tolerance		Basic	Max	Min
		Plus	Minus		Plus	Minus			
No. 4	.125	.008	.005	.312	.008	.005	.032	.040	.025
6	.156	.008	.005	.375	.015	.005	.049	.065	.036
8	.188	.008	.005	.438	.015	.005	.049	.065	.036
10	.219	.008	.005	.500	.015	.005	.049	.065	.036
12	.250	.015	.005	.562	.015	.005	.065	.080	.051
1/4	.281	.015	.005	.625	.015	.005	.065	.080	.051
5/16	.344	.015	.005	.688	.015	.007	.065	.080	.051
3/8	.406	.015	.005	.812	.015	.007	.065	.080	.051
7/16	.469	.015	.005	.922	.015	.007	.065	.080	.051
1/2	.531	.015	.005	1.062	.030	.007	.095	.121	.074
9/16	.594	.015	.005	1.156	.030	.007	.095	.121	.074
5/8	.656	.030	.007	1.312	.030	.007	.095	.121	.074
3/4	.812	.030	.007	1.469	.030	.007	.134	.160	.108
7/8	.938	.030	.007	1.750	.030	.007	.134	.160	.108
1	1.062	.030	.007	2.000	.030	.007	.134	.160	.108
1 1/8	1.250	.030	.007	2.250	.030	.007	.134	.160	.108
1 1/4	1.375	.030	.007	2.500	.030	.007	.165	.192	.136
1 3/8	1.500	.030	.007	2.750	.030	.007	.165	.192	.136
1 1/2	1.625	.030	.007	3.000	.030	.007	.165	.192	.136

Specification Requirements:

- Dimensions: ASME B18.22.1, Type A Plain Washers.
- Material: Carbon steel.
- Coating: ASTM B633, SC1, Type III.
- Material Test Reports (If applicable): The MTR must have documented lot traceability, including full chemical and mechanical figures, to the specification(s) above.

Fastenal Product Standard: FNL.FEND.Z

Fender Washers, Zinc Plated

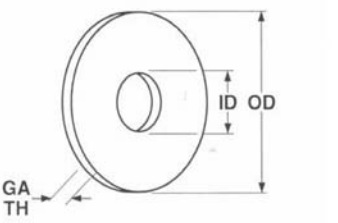

Size	ID		OD		Thickness	
	Min.	Max.	Min.	Max.	Min.	Max.
1/8 X 5/8	.150	.170	.617	.654	.051	.079
1/8 X 3/4	.150	.170	.742	.779	.051	.079
5/32 X 7/8	.182	.201	.867	.904	.051	.079
3/16 X 1	.213	.233	.992	1.018	.051	.079
3/16 X 1 1/4	.213	.233	1.242	1.279	.051	.079
3/16 X 1 1/2	.213	.233	1.492	1.529	.051	.079
1/4 X 1	.275	.295	.992	1.029	.051	.079
1/4 X 1 1/4	.275	.295	1.242	1.279	.051	.079
1/4 X 1 1/2	.275	.295	1.492	1.529	.051	.079
1/4 X 2	.275	.295	1.992	2.029	.051	.079
5/16 X 7/8	.338	.358	.867	.904	.051	.079
5/16 X 1 1/4	.338	.358	1.242	1.279	.051	.079
5/16 X 1 1/2	.338	.358	1.492	1.529	.051	.079
5/16 X 1 5/8	.338	.358	1.617	1.654	.051	.079
5/16 X 2	.338	.358	1.992	2.029	.051	.079
3/8 X 1 1/4	.400	.420	1.242	1.279	.051	.079
3/8 X 1 1/2	.400	.420	1.492	1.529	.051	.079
3/8 X 1 5/8	.400	.420	1.617	1.654	.051	.079
3/8 X 2	.400	.420	1.992	2.029	.051	.079
1/2 X 2	.525	.545	1.992	2.029	.051	.079

Specification Requirements:

- Dimensions: See dimensions above.
- Material: Low Carbon steel.
- Finish: ASTM B633, SC1, Type III
- Material Test Reports (If applicable): The MTR must have documented lot traceability, including full chemical and mechanical figures, to the specificiation(s) above.

Fastenal Product Standard: FNL.FW.HRD.USS.P

Flat Washers, Thru-Hardened High Strength, USS, Plain

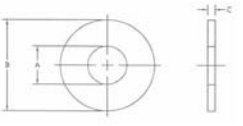

USS Flat Washers									
Nominal Washer Size	A			B			C		
	Inside Diameter			Outside Diamter			Thickness		
	Basic	Tolerance		Basic	Tolerance		Basic	Max	Min
		Plus	Minus		Plus	Minus			
3/16	.250	.015	.005	.562	.015	.005	.049	.065	.036
1/4	.312	.015	.005	.734	.015	.007	.065	.080	.051
5/16	.375	.015	.005	.875	.030	.007	.083	.104	.064
3/8	.438	.015	.005	1.000	.030	.007	.083	.104	.064
7/16	.500	.015	.005	1.250	.030	.007	.083	.104	.064
1/2	.562	.015	.005	1.375	.030	.007	.109	.132	.086
9/16	.625	.015	.005	1.469	.030	.007	.109	.132	.086
5/8	.688	.030	.007	1.750	.030	.007	.134	.160	.108
3/4	.812	.030	.007	2.000	.030	.007	.148	.177	.122
7/8	.938	.030	.007	2.250	.030	.007	.165	.192	.136
1	1.062	.030	.007	2.500	.030	.007	.165	.192	.136
1-1/8	1.250	.030	.007	2.750	.030	.007	.165	.192	.136
1-1/4	1.375	.030	.007	3.000	.030	.007	.165	.192	.136
1-3/8	1.500	.045	.010	3.250	.045	.010	.180	.213	.153
1-1/2	1.625	.045	.010	3.500	.045	.010	.180	.213	.153
1-5/8	1.750	.045	.010	3.750	.045	.010	.180	.213	.153
1-3/4	1.875	.045	.010	4.000	.045	.010	.180	.213	.153
1-7/8	2.000	.045	.010	4.250	.045	.010	.180	.213	.153
2	2.125	.045	.010	4.500	.045	.010	.180	.213	.153
2-1/4	2.375	.045	.010	4.750	.045	.010	.220	.248	.193
2-1/2	2.625	.045	.010	5.000	.045	.010	.238	.280	.210
2-3/4	2.875	.065	.010	5.250	.065	.010	.259	.310	.228
3	3.125	.065	.010	5.500	.065	.010	.284	.327	.249

Specification Requirements:

- Dimensions: ASME B18.22.1, Type A, USS Plain Washers.
- Material: In accordance with ASTM F436
- Core Hardness: HRC 38 to 45.
- Product Marking: Stamped to indicate manufacturer's ID and product grade.
- Coating: Light protective oil.
- Material Test Reports (If applicable): The MTR must have documented lot traceability, including full chemical and mechanical figures, to the specification(s) above.

Fastenal Product Standard: FNL.FW.HRD.USS.YZ

Flat Washers, Thru-Hardened High Strength, USS, Yellow Zinc Plated

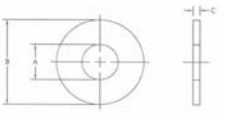

USS Flat Washers									
Nominal Washer Size	A			B			C		
	Inside Diameter			Outside Diamter			Thickness		
	Basic	Tolerance		Basic	Tolerance		Basic	Max	Min
		Plus	Minus		Plus	Minus			
3/16	.250	.015	.005	.562	.015	.005	.049	.065	.036
1/4	.312	.015	.005	.734	.015	.007	.065	.080	.051
5/16	.375	.015	.005	.875	.030	.007	.083	.104	.064
3/8	.438	.015	.005	1.000	.030	.007	.083	.104	.064
7/16	.500	.015	.005	1.250	.030	.007	.083	.104	.064
1/2	.562	.015	.005	1.375	.030	.007	.109	.132	.086
9/16	.625	.015	.005	1.469	.030	.007	.109	.132	.086
5/8	.688	.030	.007	1.750	.030	.007	.134	.160	.108
3/4	.812	.030	.007	2.000	.030	.007	.148	.177	.122
7/8	.938	.030	.007	2.250	.030	.007	.165	.192	.136
1	1.062	.030	.007	2.500	.030	.007	.165	.192	.136
1-1/8	1.250	.030	.007	2.750	.030	.007	.165	.192	.136
1-1/4	1.375	.030	.007	3.000	.030	.007	.165	.192	.136
1-3/8	1.500	.045	.010	3.250	.045	.010	.180	.213	.153
1-1/2	1.625	.045	.010	3.500	.045	.010	.180	.213	.153
1-5/8	1.750	.045	.010	3.750	.045	.010	.180	.213	.153
1-3/4	1.875	.045	.010	4.000	.045	.010	.180	.213	.153
1-7/8	2.000	.045	.010	4.250	.045	.010	.180	.213	.153
2	2.125	.045	.010	4.500	.045	.010	.180	.213	.153
2-1/4	2.375	.045	.010	4.750	.045	.010	.220	.248	.193
2-1/2	2.625	.045	.010	5.000	.045	.010	.238	.280	.210
2-3/4	2.875	.065	.010	5.250	.065	.010	.259	.310	.228
3	3.125	.065	.010	5.500	.065	.010	.284	.327	.249

Specification Requirements:

- Dimensions: ASME B18.22.1, Type A, USS Plain Washers.
- Material: In accordance with ASTM F436
- Core Hardness: HRC 38 to 45.
- Product Marking: Stamped to indicate manufacturer's ID and product grade.
- Coating: ASTM B633, SC1 Type II.
- Material Test Reports (If applicable): The MTR must have documented lot traceability, including full chemical and mechanical figures, to the specification(s) above.

Flat Washers

Fastenal Product Standard: FNL.FW.HRD.SAE.P

Flat Washers, Thru-Hardened High Strength, SAE, Plain

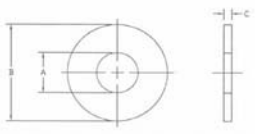

SAE Flat Washers									
Nominal Washer Size	A Inside Diameter			B Outside Diamter			C Thickness		
	Basic	Tolerance Plus	Tolerance Minus	Basic	Tolerance Plus	Tolerance Minus	Basic	Max	Min
No. 4	.125	.008	.005	.312	.008	.005	.032	.040	.025
6	.156	.008	.005	.375	.015	.005	.049	.065	.036
8	.188	.008	.005	.438	.015	.005	.049	.065	.036
10	.219	.008	.005	.500	.015	.005	.049	.065	.036
12	.250	.015	.005	.562	.015	.005	.065	.080	.051
1/4	.281	.015	.005	.625	.015	.005	.065	.080	.051
5/16	.344	.015	.005	.688	.015	.007	.065	.080	.051
3/8	.406	.015	.005	.812	.015	.007	.065	.080	.051
7/16	.469	.015	.005	.922	.015	.007	.065	.080	.051
1/2	.531	.015	.005	1.062	.030	.007	.095	.121	.074
9/16	.594	.015	.005	1.156	.030	.007	.095	.121	.074
5/8	.656	.030	.007	1.312	.030	.007	.095	.121	.074
3/4	.812	.030	.007	1.469	.030	.007	.134	.160	.108
7/8	.938	.030	.007	1.750	.030	.007	.134	.160	.108
1	1.062	.030	.007	2.000	.030	.007	.134	.160	.108
1 1/8	1.250	.030	.007	2.250	.030	.007	.134	.160	.108
1 1/4	1.375	.030	.007	2.500	.030	.007	.165	.192	.136
1 3/8	1.500	.030	.007	2.750	.030	.007	.165	.192	.136
1 1/2	1.625	.030	.007	3.000	.030	.007	.165	.192	.136
1 3/4	1.875	.062	.000	3.375	.062	.062	.187	.196	.178
2	2.125	.062	.000	3.750	.062	.062	.187	.196	.178

Specification Requirements:

- Dimensions: ASME B18.22.1, Type A, SAE Plain Washers (Except 1 ¼" and 2" sizes.)
- Material: In accordance with ASTM F436
- Core Hardness: HRC 38 to 45.
- Coating: Light protective oil.
- Product Marking: Stamped to indicate manufacturer's ID and product grade.
- Material Test Reports: (If applicable) The MTR must have documented lot traceability, including full chemical and mechanical figures, to the specification(s) above.

Fastenal Product Standard: FNL.FW.HRD.SAE.YZ

Flat Washers, Thru-Hardened High Strength, SAE, Yellow Zinc

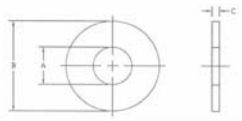

SAE Flat Washers									
Nominal Washer Size	A Inside Diameter			B Outside Diamter			C Thickness		
	Basic	Tolerance Plus	Tolerance Minus	Basic	Tolerance Plus	Tolerance Minus	Basic	Max	Min
No. 4	.125	.008	.005	.312	.008	.005	.032	.040	.025
6	.156	.008	.005	.375	.015	.005	.049	.065	.036
8	.188	.008	.005	.438	.015	.005	.049	.065	.036
10	.219	.008	.005	.500	.015	.005	.049	.065	.036
12	.250	.015	.005	.562	.015	.005	.065	.080	.051
1/4	.281	.015	.005	.625	.015	.005	.065	.080	.051
5/16	.344	.015	.005	.688	.015	.007	.065	.080	.051
3/8	.406	.015	.005	.812	.015	.007	.065	.080	.051
7/16	.469	.015	.005	.922	.015	.007	.065	.080	.051
1/2	.531	.015	.005	1.062	.030	.007	.095	.121	.074
9/16	.594	.015	.005	1.156	.030	.007	.095	.121	.074
5/8	.656	.030	.007	1.312	.030	.007	.095	.121	.074
3/4	.812	.030	.007	1.469	.030	.007	.134	.160	.108
7/8	.938	.030	.007	1.750	.030	.007	.134	.160	.108
1	1.062	.030	.007	2.000	.030	.007	.134	.160	.108
1 1/8	1.250	.030	.007	2.250	.030	.007	.134	.160	.108
1 1/4	1.375	.030	.007	2.500	.030	.007	.165	.192	.136
1 3/8	1.500	.030	.007	2.750	.030	.007	.165	.192	.136
1 1/2	1.625	.030	.007	3.000	.030	.007	.165	.192	.136
1 3/4	1.875	.062	.000	3.375	.062	.062	.187	.196	.178
2	2.125	.062	.000	3.750	.062	.062	.187	.196	.178

Specification Requirements:

- Dimensions: ASME B18.22.1, Type A, SAE Plain Washers (Except 1 ¼" and 2" sizes.)
- Material: In accordance with ASTM F436.
- Core Hardness: HRC 38 to 45.
- Product Marking: Stamped to indicate manufacturer's ID and product grade.
- Coating: ASTM B633, SC1, Type II.
- Material Test Reports: (If applicable) The MTR must have documented lot traceability, including full chemical and mechanical figures, to the specification(s) above.

Fastenal Product Standard: FNL.FW.HRD.SAE.MG

Flat Washers, Thru-Hardened High Strength, SAE, Mechanical Galvanized

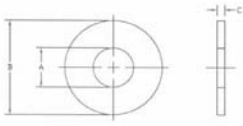

SAE Flat Washers									
Nominal Washer Size	A Inside Diameter			B Outside Diamter			C Thickness		
	Basic	Tolerance Plus	Tolerance Minus	Basic	Tolerance Plus	Tolerance Minus	Basic	Max	Min
No. 4	.125	.008	.005	.312	.008	.005	.032	.040	.025
6	.156	.008	.005	.375	.015	.005	.049	.065	.036
8	.188	.008	.005	.438	.015	.005	.049	.065	.036
10	.219	.008	.005	.500	.015	.005	.049	.065	.036
12	.250	.015	.005	.562	.015	.005	.065	.080	.051
1/4	.281	.015	.005	.625	.015	.005	.065	.080	.051
5/16	.344	.015	.005	.688	.015	.007	.065	.080	.051
3/8	.406	.015	.005	.812	.015	.007	.065	.080	.051
7/16	.469	.015	.005	.922	.015	.007	.065	.080	.051
1/2	.531	.015	.005	1.062	.030	.007	.095	.121	.074
9/16	.594	.015	.005	1.156	.030	.007	.095	.121	.074
5/8	.656	.030	.007	1.312	.030	.007	.095	.121	.074
3/4	.812	.030	.007	1.469	.030	.007	.134	.160	.108
7/8	.938	.030	.007	1.750	.030	.007	.134	.160	.108
1	1.062	.030	.007	2.000	.030	.007	.134	.160	.108
1 1/8	1.250	.030	.007	2.250	.030	.007	.134	.160	.108
1 1/4	1.375	.030	.007	2.500	.030	.007	.165	.192	.136
1 3/8	1.500	.030	.007	2.750	.030	.007	.165	.192	.136
1 1/2	1.625	.030	.007	3.000	.030	.007	.165	.192	.136

Specification Requirements:

- Dimensions: ASME B18.22.1, Type A, SAE Plain Washers.
- Material: In accordance with ASTM F436
- Core Hardness: HRC 38 to 45.
- Product Marking: Stamped to indicate manufacturer's ID and product grade.
- Coating: Mechanical Galvanize per ASTM B695, Class 50
- Material Test Reports: (If applicable) The MTR must have documented lot traceability, including full chemical and mechanical figures, to the specification(s) above.

Fastenal Product Standard: FNL.FW.SAE.GR9.YZ

Proprietary Standard, Flat Washer, SAE, Grade 9, Yellow Zinc

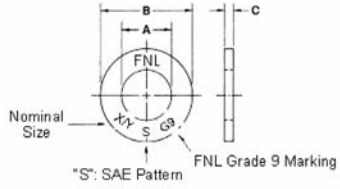

Size	Pattern	B O.D.	A I.D.	C Thickness
1/4	SAE	.615/.635	.266/.276	.065/.080
5/16	SAE	.678/.698	.329/.339	.079/.093
3/8	SAE	.803/.823	.391/.401	.079/.093
7/16	SAE	.913/.933	.454/.464	.090/.106
1/2	SAE	1.053/1.073	.521/.531	.122/.146
9/16	SAE	1.170/1.190	.583/.593	.122/.146
5/8	SAE	1.303/1.323	.641/.651	.136/.160
3/4	SAE	1.458/1.478	.770/.780	.136/.160
7/8	SAE	1.740/1.760	.891/.901	.136/.160
1	SAE	1.985/2.015	1.081/1.101	.136/.160
1 1/8	SAE	2.243/2.280	1.206/1.226	.136/.160
1 1/4	SAE	2.493/2.530	1.331/1.351	.165/.192
1 1/2	SAE	2.985/3.030	1.618/1.655	.168/.192

Specification Requirements:

- Dimensions: See dimensions above
- Material: Carbon steel (AISI 1035-1075) or Alloy Steel
- Mechanical Properties: Appropriate to ASTM F-606
  All sizes:
  Hardness: HRC 38 to 45
- Marking: Manufacturer ID "FNL", Nominal Size, "S" for SAE series and "G9" to indicate grade.
- Coating (If applicable): ASTM B633, SC1, Type II.
- Material Test Reports: The MTR must have documented lot traceability, including full chemical and mechanical figures, to the specification(s) above.

Flat Washers, Load Indicating Washers

Fastenal Product Standard: FNL.FW.F436.P

Flat Washers, Structural, ASTM F436, Plain

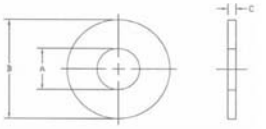

Size	B	A	C	
	Nominal	Nominal	Min.	Max.
1/4	.625	.281	.051	.080
5/16	.688	.344	.051	.080
3/8	.813	.406	.051	.080
7/16	.922	.469	.051	.080
1/2	1.063	.531	.097	.177
9/16	1.188	.625	.110	.177
5/8	1.313	.688	.122	.177
3/4	1.468	.813	.122	.177
7/8	1.750	.938	.136	.177
1	2.000	1.063	.136	.177
1 1/8	2.250	1.188	.136	.177
1 1/4	2.500	1.375	.136	.177
1 3/8	2.750	1.500	.136	.177
1 1/2	3.000	1.625	.136	.177
1 3/4	3.375	1.875	.178	.28
2	3.750	2.125	.178	.28
2 1/4	4.000	2.375	.24	.34
2 1/2	4.500	2.625	.24	.34
2 3/4	5.000	2.875	.24	.34
3	5.500	3.125	.24	.34
3 1/4	6.000	3.375	.24	.34
3 1/2	6.500	3.625	.24	.34
3 3/4	7.000	3.875	.24	.34
4	7.500	4.125	.24	.34

Specification Requirements:

- Dimensions: ASTM F436.
- Material: Carbon steel, Type I
- Mechanical Properties: HRC 38 to 45.
- Coating: Light protective oil.
- Product Marking: Stamped to indicate manufacturer ID and product grade.
- Material Test Reports (If applicable): The MTR must have documented lot traceability, including full chemical and mechanical figures, to the specification(s) above.

Fastenal Product Standard: FNL.FW.F436.MG

Flat Washers, Structural, ASTM F436, Mechanically Galvanized

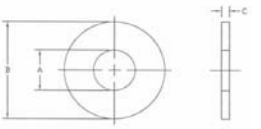

Size	B	A	C	
	Nominal	Nominal	Min.	Max.
1/4	.625	.281	.051	.080
5/16	.688	.344	.051	.080
3/8	.813	.406	.051	.080
7/16	.922	.469	.051	.080
1/2	1.063	.531	.097	.177
9/16	1.188	.625	.110	.177
5/8	1.313	.688	.122	.177
3/4	1.468	.813	.122	.177
7/8	1.750	.938	.136	.177
1	2.000	1.063	.136	.177
1 1/8	2.250	1.188	.136	.177
1 1/4	2.500	1.375	.136	.177
1 3/8	2.750	1.500	.136	.177
1 1/2	3.000	1.625	.136	.177
1 3/4	3.375	1.875	.178	.28
2	3.750	2.125	.178	.28
2 1/4	4.000	2.375	.24	.34
2 1/2	4.500	2.625	.24	.34
2 3/4	5.000	2.875	.24	.34
3	5.500	3.125	.24	.34
3 1/4	6.000	3.375	.24	.34
3 1/2	6.500	3.625	.24	.34
3 3/4	7.000	3.875	.24	.34
4	7.500	4.125	.24	.34

Specification Requirements:

- Dimensions: ASTM F436
- Material: Carbon steel, Type I
- Mechanical Properties: HRC 38 to 45.
- Product Marking: Stamped to indicate manufacturer's ID and product grade.
- Coating: Mechanically galvanized per ASTM B695 Class 50.
- Material Test Reports (If applicable): The MTR must have documented lot traceability, including full chemical and mechanical figures, to the specification(s) above.

Fastenal Product Standard: FNL.LIW.A325.P

Load Indicating Washers, Type A325, Plain Finish

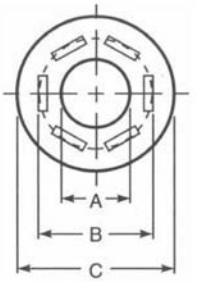

Size	A		B	C		Number of Protrusions (Equally Spaced)	Thickness	
	Inside Diameter		Protr. Tang. Dia.	Outside Dia.			Without Protrusion	With Protrusion
	Min.	Max.	Max.	Min.	Max.		Min.	Max.
1/2	.523	.527	.788	1.167	1.187	4	.104	.180
5/8	.654	.658	.956	1.355	1.375	4	.126	.220
3/4	.786	.790	1.125	1.605	1.625	5	.126	.230
7/8	.917	.921	1.294	1.855	1.875	5	.142	.240
1	1.048	1.052	1.463	1.980	2.000	6	.158	.270
1 1/8	1.179	1.183	1.631	2.230	2.250	6	.158	.270
1 1/4	1.311	1.315	1.800	2.480	2.500	7	.158	.270
1 3/8	1.442	1.446	1.969	2.730	2.750	7	.158	.270
1 1/2	1.573	1.577	2.138	2.980	3.000	8	.158	.270

Specification Requirements:

- Dimensions: ASTM F959, Type 325.
- Material and Mechanical Properties: ASTM F959, Type 325.
- Product Marking: Manufacturing ID, Lot number and "325".
- Finish: Light protective oil.
- Material Test Reports (If applicable): The MTR must have documented lot traceability, including full chemical and mechanical figures, to the specification(s) above.

Fastenal Product Standard: FNL.LIW.A490.P

Load Indicating Washers, Type A490, Plain Finish

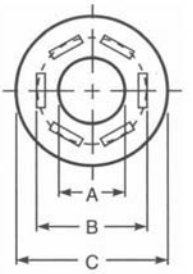

Size	A		B	C		Number of Protrusions (Equally Spaced)	Thickness	
	Inside Diameter		Protr. Tang. Dia.	Outside Dia.			Without Protrusion	With Protrusion
	Min.	Max.	Max.	Min.	Max.		Min.	Max.
1/2	.523	.527	.788	1.355	1.375	5	.104	.180
5/8	.654	.658	.956	1.605	1.625	5	.126	.220
3/4	.786	.790	1.125	1.730	1.750	6	.142	.240
7/8	.917	.921	1.294	1.980	2.000	6	.158	.260
1	1.048	1.052	1.463	2.230	2.250	7	.158	.270
1 1/8	1.179	1.183	1.631	2.480	2.500	7	.158	.280
1 1/4	1.311	1.315	1.800	2.730	2.750	8	.158	.280
1 3/8	1.442	1.446	1.969	2.980	3.000	8	.158	.280
1 1/2	1.573	1.577	2.138	3.230	3.250	9	.158	.280

Specification Requirements:

- Dimensions: ASTM F959, Type 490.
- Material and Mechanical Properties: ASTM F959, Type 490.
- Product Marking: Manufacturing ID, Lot number and "490".
- Finish: Light protective oil.
- Material Test Reports (If applicable): The MTR must have documented lot traceability, including full chemical and mechanical figures, to the specification(s) above.

Beveled Washers, Split Lock Washers

Fastenal Product Standard: FNL.BV.WSH.M.HDG

Beveled Washers, Malleable, Hot Dip Galvanized

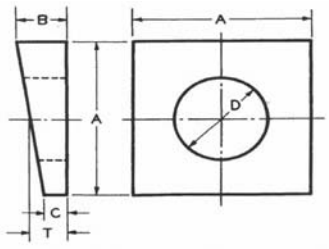

Size	A	B	C	T	D
Tolerance	+/-0.03	+/-0.03	+/-0.03	Nominal	+/-0.03
1/4	0.69	0.22	0.09	0.16	0.31
5/16	1	0.31	0.16	0.23	0.38
3/8	1.25	0.34	0.12	0.23	0.44
1/2	1.25	0.34	0.12	0.23	0.56
5/8	1.50	0.38	0.12	0.25	0.69
3/4	1.50	0.44	0.19	0.31	0.81
7/8	2.00	0.56	0.22	0.39	0.94
1	2.00	0.56	0.22	0.39	1.06
1 1/8	2.25	0.62	0.25	0.44	1.25
1 1/4	2.25	0.72	0.31	0.52	1.38
1 3/8	2.75	0.78	0.31	0.55	1.50
1 1/2	3.00	0.81	0.31	0.56	1.62

Specification Requirements:

- Dimensions: ANSI B18.23.1.
- Material: Ferritic malleable iron casting.
- Hardness: HRB 90 maximum.
- Coating: Hot dip galvanized per ASTM A153 or F2329.
- Material Test Reports: (If applicable): The MTR must have documented lot traceability, including full chemical and mechanical figures, to the specificiation(s) above.

Fastenal Product Standard: FNL.BV.W.F436.P

Beveled Washers, ASTM F436, Plain Finish

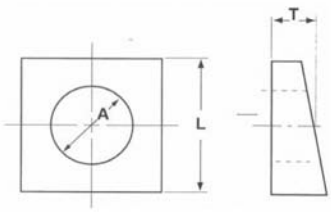

Size	A			L	T
	Basic	Tolerance		Min. Side Length	Thickness
		Plus	Minus		
1/2	.531	.0313	0	1.75	.313
5/8	.688	.0313	0	1.75	.313
3/4	.813	.0313	0	1.75	.313
7/8	.938	.0313	0	1.75	.313
1	1.125	.0313	0	1.75	.313
1 1/8	1.250	.0313	0	2.25	.313
1 1/4	1.375	.0313	0	2.25	.313
1 3/8	1.500	.0313	0	2.25	.313
1 1/2	1.625	.0313	0	2.25	.313

Specification Requirements:

- Dimensions: ASTM F436.
- Material and Mechanical Properties: ASTM F436.
- Coating: Light protective oil.
- Material Test Reports: (If applicable): The MTR must have documented lot traceability, including full chemical and mechanical figures, to the specification(s) above.

Fastenal Product Standard: FNL.BV.W.F436.HDG

Beveled Washers, ASTM F436, Hot Dip Galvanized

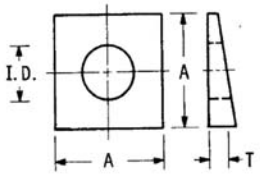

Bolt Size	A	I.D.	T
	Side Dimension Min.		Mean Thickness
1/2	1.75	17/32	5/16
5/8	1.75	11/16	5/16
3/4	1.75	13/16	5/16
7/8	1.75	15/16	5/16
1	1.75	1 1/8	5/16
1 1/8	2.25	1 1/4	5/16
1 1/4	2.25	1 3/8	5/16
1 3/8	2.25	1 1/2	5/16
1 1/2	2.25	1 5/8	5/16

*Tolerance on nominal diameter of the hole: <1", -0, +0.032" 1" through 1 ½" -0, +0.063"
*Slope or taper in thickness: 1:6.

Specification Requirements:

- Dimensions: ASTM F436.
- Material and Mechanical Properties: ASTM F436.
- Coating: Hot dip galvanized per ASTM A153 or F2329.
- Material Test Reports: (If applicable): The MTR must have documented lot traceability, including full chemical and mechanical figures, to the specification(s) above.

Fastenal Product Standard: FNL.LW.P

Medium Split Lock Washers, Plain

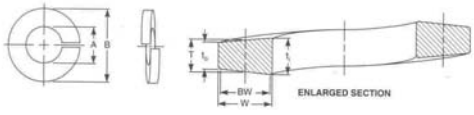

Nominal Washer Size	A		B	T	W	BW
	Inside Diameter		Outside Diameter	Mean Section Thickness $(t_i+T_o)/2$	Section Width	Bearing Width
	Max	Min	Max	Min	Min	Min
No. 2	.094	.088	.172	.020	.035	.024
No. 3	.107	.101	.195	.025	.040	.028
No. 4	.120	.114	.209	.025	.040	.028
No. 5	.133	.127	.236	.031	.047	.033
No. 6	.148	.141	.250	.031	.047	.033
No. 8	.174	.167	.293	.040	.055	.038
No. 10	.200	.193	.334	.047	.062	.043
No. 12	.227	.220	.377	.056	.070	.049
1/4	.260	.252	.487	.062	.109	.076
5/16	.322	.314	.583	.078	.125	.087
3/8	.385	.377	.680	.094	.141	.099
7/16	.450	.440	.776	.109	.156	.109
1/2	.512	.502	.869	.125	.171	.120
9/16	.574	.564	.965	.141	.188	.132
5/8	.641	.628	1.073	.156	.203	.142
3/4	.766	.753	1.265	.188	.234	.164
7/8	.894	.878	1.459	.219	.266	.186
1	1.024	1.003	1.656	.250	.297	.208
1-1/8	1.153	1.129	1.847	.281	.328	.230
1-1/4	1.280	1.254	2.036	.312	.359	.251
1-3/8	1.408	1.379	2.219	.344	.391	.274
1-1/2	1.534	1.504	2.419	.375	.422	.295
1-5/8	1.663	1.633	2.553	.389	.424	.297
1-3/4	1.789	1.758	2.679	.389	.424	.297
1-7/8	1.914	1.883	2.811	.422	.427	.299
2	2.039	2.008	2.936	.422	.427	.299
2-1/4	2.293	2.262	3.221	.440	.442	.309
2-1/2	2.543	2.512	3.471	.440	.442	.309
2-3/4	2.793	2.762	3.824	.458	.491	.344
3	3.043	3.012	4.074	.458	.491	.344

Specification Requirements:

- Standard: ASME B18.21.1.
- Material: Carbon Steel per SAE J403 1055-1065.
- Coating: Light protective oil.
- Material Test Reports: (If applicable) Must be available and have documented lot traceability, including full chemical and mechanical figures, to the specification(s) above.

Split Lock Washers

Fastenal Product Standard: FNL.LW.Z

Medium Split Lock Washers, Zinc Plated

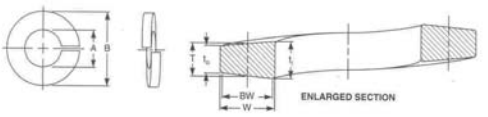

Nominal Washer Size	A Inside Diameter		B Outside Diameter	T Mean Section Thickness $(t_1+T_0)/2$	W Section Width	BW Bearing Width
	Max	Min	Max	Min	Min	Min
No. 2	.094	.088	.172	.020	.035	.024
No. 3	.107	.101	.195	.025	.040	.028
No. 4	.120	.114	.209	.025	.040	.028
No. 5	.133	.127	.236	.031	.047	.033
No. 6	.148	.141	.250	.031	.047	.033
No. 8	.174	.167	.293	.040	.055	.038
No. 10	.200	.193	.334	.047	.062	.043
No. 12	.227	.220	.377	.056	.070	.049
1/4	.260	.252	.487	.062	.109	.076
5/16	.322	.314	.583	.078	.125	.087
3/8	.385	.377	.680	.094	.141	.099
7/16	.450	.440	.776	.109	.156	.109
1/2	.512	.502	.869	.125	.171	.120
9/16	.574	.564	.965	.141	.188	.132
5/8	.641	.628	1.073	.156	.203	.142
3/4	.766	.753	1.265	.188	.234	.164
7/8	.894	.878	1.459	.219	.266	.186
1	1.024	1.003	1.656	.250	.297	.208
1-1/8	1.153	1.129	1.847	.281	.328	.230
1-1/4	1.280	1.254	2.036	.312	.359	.251
1-3/8	1.408	1.379	2.219	.344	.391	.274
1-1/2	1.534	1.504	2.419	.375	.422	.295
1-5/8	1.663	1.633	2.553	.389	.424	.297
1-3/4	1.789	1.758	2.679	.389	.424	.297
1-7/8	1.914	1.883	2.811	.422	.427	.299
2	2.039	2.008	2.936	.422	.427	.299
2-1/4	2.293	2.262	3.221	.440	.442	.309
2-1/2	2.543	2.512	3.471	.440	.442	.309
2-3/4	2.793	2.762	3.824	.458	.491	.344
3	3.043	3.012	4.074	.458	.491	.344

Specification Requirements:

- Standard: ASME B18.21.1.
- Material: Carbon Steel per SAE J403 1055-1065.
- Coating: Mechanical Zinc per ASTM B695, Class 5, Type 1 (Clear).
- Material Test Reports: (If applicable) Must be available and have documented lot traceability, including full chemical and mechanical figures, to the specification(s) above.

Fastenal Product Standard: FNL.LW.YZ

Medium Split Lock Washers, Yellow Zinc

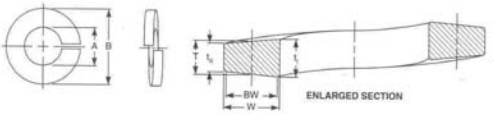

Nominal Washer Size	A Inside Diameter		B Outside Diameter	T Mean Section Thickness $(t_1+T_0)/2$	W Section Width	BW Bearing Width
	Max	Min	Max	Min	Min	Min
No. 2	.094	.088	.172	.020	.035	.024
No. 3	.107	.101	.195	.025	.040	.028
No. 4	.120	.114	.209	.025	.040	.028
No. 5	.133	.127	.236	.031	.047	.033
No. 6	.148	.141	.250	.031	.047	.033
No. 8	.174	.167	.293	.040	.055	.038
No. 10	.200	.193	.334	.047	.062	.043
No. 12	.227	.220	.377	.056	.070	.049
1/4	.260	.252	.487	.062	.109	.076
5/16	.322	.314	.583	.078	.125	.087
3/8	.385	.377	.680	.094	.141	.099
7/16	.450	.440	.776	.109	.156	.109
1/2	.512	.502	.869	.125	.171	.120
9/16	.574	.564	.965	.141	.188	.132
5/8	.641	.628	1.073	.156	.203	.142
3/4	.766	.753	1.265	.188	.234	.164
7/8	.894	.878	1.459	.219	.266	.186
1	1.024	1.003	1.656	.250	.297	.208
1-1/8	1.153	1.129	1.847	.281	.328	.230
1-1/4	1.280	1.254	2.036	.312	.359	.251
1-3/8	1.408	1.379	2.219	.344	.391	.274
1-1/2	1.534	1.504	2.419	.375	.422	.295
1-5/8	1.663	1.633	2.553	.389	.424	.297
1-3/4	1.789	1.758	2.679	.389	.424	.297
1-7/8	1.914	1.883	2.811	.422	.427	.299
2	2.039	2.008	2.936	.422	.427	.299
2-1/4	2.293	2.262	3.221	.440	.442	.309
2-1/2	2.543	2.512	3.471	.440	.442	.309
2-3/4	2.793	2.762	3.824	.458	.491	.344
3	3.043	3.012	4.074	.458	.491	.344

Specification Requirements:

- Standard: ASME B18.21.1.
- Material: Carbon Steel per SAE J403 1055-1065.
- Coating: Mechanical Zinc per ASTM B695, Class 5, Type 2 (Yellow).
- Material Test Reports: (If applicable) Must be available and have documented lot traceability, including full chemical and mechanical figures, to the specification(s) above.

Fastenal Product Standard: FNL.LW.HDG

Medium Split Lock Washers, Hot Dip Galvanize

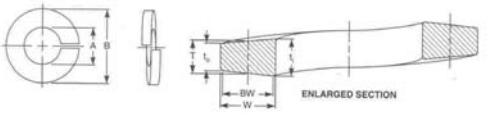

Nominal Washer Size	A Inside Diameter		B Outside Diameter	T Mean Section Thickness $(t_1+T_0)/2$	W Section Width	BW Bearing Width
	Max	Min	Max	Min	Min	Min
No. 2	.094	.088	.172	.020	.035	.024
No. 3	.107	.101	.195	.025	.040	.028
No. 4	.120	.114	.209	.025	.040	.028
No. 5	.133	.127	.236	.031	.047	.033
No. 6	.148	.141	.250	.031	.047	.033
No. 8	.174	.167	.293	.040	.055	.038
No. 10	.200	.193	.334	.047	.062	.043
No. 12	.227	.220	.377	.056	.070	.049
1/4	.260	.252	.487	.062	.109	.076
5/16	.322	.314	.583	.078	.125	.087
3/8	.385	.377	.680	.094	.141	.099
7/16	.450	.440	.776	.109	.156	.109
1/2	.512	.502	.869	.125	.171	.120
9/16	.574	.564	.965	.141	.188	.132
5/8	.641	.628	1.073	.156	.203	.142
3/4	.766	.753	1.265	.188	.234	.164
7/8	.894	.878	1.459	.219	.266	.186
1	1.024	1.003	1.656	.250	.297	.208
1-1/8	1.153	1.129	1.847	.281	.328	.230
1-1/4	1.280	1.254	2.036	.312	.359	.251
1-3/8	1.408	1.379	2.219	.344	.391	.274
1-1/2	1.534	1.504	2.419	.375	.422	.295
1-5/8	1.663	1.633	2.553	.389	.424	.297
1-3/4	1.789	1.758	2.679	.389	.424	.297
1-7/8	1.914	1.883	2.811	.422	.427	.299
2	2.039	2.008	2.936	.422	.427	.299
2-1/4	2.293	2.262	3.221	.440	.442	.309
2-1/2	2.543	2.512	3.471	.440	.442	.309
2-3/4	2.793	2.762	3.824	.458	.491	.344
3	3.043	3.012	4.074	.458	.491	.344

Specification Requirements:

- Standard: ASME B18.21.1.
- Material: Carbon Steel per SAE J403 1055-1065 or equivalent.
- Coating: Hot Dip Galvanize per ASTM A-153 or ASTM F-2329.
- Material Test Reports: (If applicable) Must be available and have documented lot traceability, including full chemical and mechanical figures, to the specification(s) above.

Fastenal Product Standard: FNL.LW.HVY.P

Split Lock Washers, Heavy, Plain

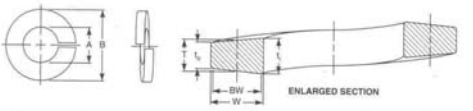

Nominal Washer Size	A Inside Diameter		B Outside Diameter	T Mean Section Thickness $(t_1+T_0)/2$	W Section Width	BW Bearing Width
	Max	Min	Max	Min	Min	Min
No. 2	.094	.088	.182	.025	.040	.028
No. 3	.107	.101	.209	.031	.047	.033
No. 4	.120	.114	.223	.031	.047	.033
No. 5	.133	.127	.252	.040	.055	.038
No. 6	.148	.141	.266	.040	.055	.038
No. 8	.174	.167	.307	.047	.062	.043
No. 10	.200	.193	.350	.056	.070	.049
No. 12	.227	.220	.391	.063	.077	.054
1/4	.260	.252	.489	.077	.110	.077
5/16	.322	.314	.593	.097	.130	.091
3/8	.385	.377	.688	.115	.145	.101
7/16	.450	.440	.784	.133	.160	.112
1/2	.512	.502	.879	.151	.176	.123
9/16	.574	.564	.975	.170	.193	.135
5/8	.641	.628	1.087	.189	.210	.147
3/4	.766	.753	1.285	.226	.244	.171
7/8	.894	.878	1.489	.266	.281	.197
1	1.024	1.003	1.700	.306	.319	.223
1-1/8	1.153	1.129	1.903	.345	.356	.249
1-1/4	1.280	1.254	2.104	.384	.393	.275
1-3/8	1.408	1.379	2.301	.422	.427	.299
1-1/2	1.534	1.504	2.491	.458	.458	.321
1-5/8	1.663	1.633	2.694	.458	.491	.344
1-3/4	1.789	1.758	2.820	.458	.491	.344
1-7/8	1.914	1.883	2.945	.458	.491	.344
2	2.039	2.008	3.144	.496	.526	.368
2-1/4	2.293	2.262	3.398	.496	.526	.368
2-1/2	2.543	2.512	3.648	.496	.526	.368
2-3/4	2.793	2.762	3.910	.526	.532	.372
3	3.043	3.012	4.160	.526	.532	.372

Specification Requirements:

- Standard: ASME B18.21.1
- Material: Carbon Steel, SAE J403 1055-1065
- Coating: Light protective oil.
- Material Test Reports: Must be available and must have documented lot traceability, including full chemical and mechanical figures, to the specification(s) above.

Split Lock Washers

Fastenal Product Standard: FNL.LW.HVY.YZ

Split Lock Washers, Heavy, Yellow Zinc

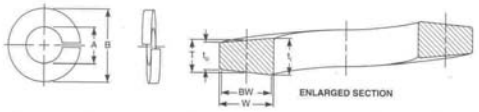

Nominal Washer Size	A Inside Diameter		B Outside Diameter	T Mean Section Thickness $(t_1+T_0)/2$	W Section Width	BW Bearing Width
	Max	Min	Max	Min	Min	Min
No. 2	.094	.088	.182	.025	.040	.028
No. 3	.107	.101	.209	.031	.047	.033
No. 4	.120	.114	.223	.031	.047	.033
No. 5	.133	.127	.252	.040	.055	.038
No. 6	.148	.141	.266	.040	.055	.038
No. 8	.174	.167	.307	.047	.062	.043
No. 10	.200	.193	.350	.056	.070	.049
No. 12	.227	.220	.391	.063	.077	.054
1/4	.260	.252	.489	.077	.110	.077
5/16	.322	.314	.593	.097	.130	.091
3/8	.385	.377	.688	.115	.145	.101
7/16	.450	.440	.784	.133	.160	.112
1/2	.512	.502	.879	.151	.176	.123
9/16	.574	.564	.975	.170	.193	.135
5/8	.641	.628	1.087	.189	.210	.147
3/4	.766	.753	1.285	.226	.244	.171
7/8	.894	.878	1.489	.266	.281	.197
1	1.024	1.003	1.700	.306	.319	.223
1-1/8	1.153	1.129	1.903	.345	.356	.249
1-1/4	1.280	1.254	2.104	.384	.393	.275
1-3/8	1.408	1.379	2.301	.422	.427	.299
1-1/2	1.534	1.504	2.491	.458	.458	.321
1-5/8	1.663	1.633	2.694	.458	.491	.344
1-3/4	1.789	1.758	2.820	.458	.491	.344
1-7/8	1.914	1.883	2.945	.458	.491	.344
2	2.039	2.008	3.144	.496	.526	.368
2-1/4	2.293	2.262	3.398	.496	.526	.368
2-1/2	2.543	2.512	3.648	.496	.526	.368
2-3/4	2.793	2.762	3.910	.526	.532	.372
3	3.043	3.012	4.160	.526	.532	.372

Specification Requirements:

- Standard: ASME B18.21.1.
- Material: Carbon Steel, SAE J403 1055-1065
- Coating: Mechanical Zinc per ASTM B695, Class 5, Type 2 (Yellow)
- Material Test Reports: Must be available and must have documented lot traceability, including full chemical and mechanical figures, to the specification(s) above.

Fastenal Product Standard: FNL.LW.HC.P

Lock Washers, High-Collar, Plain

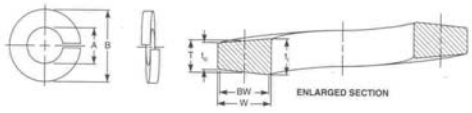

Nominal Washer Size	A Inside Diameter		B Outside Diameter	T Mean Section Thickness $(t_1+T_0)/2$	W Section Width	BW Bearing Width
	Max	Min	Max	Min	Min	Min
No. 4	.120	.114	.173	.022	.022	.015
No. 5	.133	.127	.202	.030	.030	.021
No. 6	.148	.141	.216	.030	.030	.021
No. 8	.174	.167	.267	.047	.042	.029
No. 10	.200	.193	.294	.047	.042	.029
1/4	.260	.252	.363	.078	.047	.033
5/16	.322	.314	.457	.093	.062	.043
3/8	.385	.377	.550	.125	.076	.053
7/16	.450	.440	.644	.140	.090	.063
1/2	.512	.502	.733	.172	.103	.072
5/8	.641	.628	.917	.203	.125	.087
3/4	.766	.753	1.105	.218	.154	.108
7/8	.894	.878	1.291	.234	.182	.127
1	1.024	1.003	1.478	.250	.208	.146
1-1/8	1.153	1.129	1.663	.313	.236	.165
1-1/4	1.280	1.254	1.790	.313	.236	.165
1-3/8	1.408	1.379	2.031	.375	.292	.204
1-1/2	1.534	1.504	2.159	.375	.292	.204
1-3/4	1.789	1.758	2.596	.469	.383	.268
2	2.039	2.008	2.846	.469	.383	.268
2-1/4	2.293	2.262	3.345	.508	.508	.356
2-1/2	2.543	2.512	3.595	.508	.508	.356
2-3/4	2.793	2.762	4.095	.633	.633	.443
3	3.043	3.012	4.345	.633	.633	.443

Specification Requirements:

- Standard: ASME B18.21.1
- Material: Carbon Steel, SAE J403 1055-1065
- Coating: Light protective oil
- Material Test Reports: Must be available and must have documented lot traceability, including full chemical and mechanical figures, to the specification(s) above.

Fastenal Product Standard: FNL.LW.HC.Z

Lock Washers, High-Collar, Zinc Plated

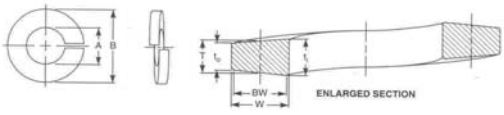

Nominal Washer Size	A Inside Diameter		B Outside Diameter	T Mean Section Thickness $(t_1+T_0)/2$	W Section Width	BW Bearing Width
	Max	Min	Max	Min	Min	Min
No. 4	.120	.114	.173	.022	.022	.015
No. 5	.133	.127	.202	.030	.030	.021
No. 6	.148	.141	.216	.030	.030	.021
No. 8	.174	.167	.267	.047	.042	.029
No. 10	.200	.193	.294	.047	.042	.029
1/4	.260	.252	.363	.078	.047	.033
5/16	.322	.314	.457	.093	.062	.043
3/8	.385	.377	.550	.125	.076	.053
7/16	.450	.440	.644	.140	.090	.063
1/2	.512	.502	.733	.172	.103	.072
5/8	.641	.628	.917	.203	.125	.087
3/4	.766	.753	1.105	.218	.154	.108
7/8	.894	.878	1.291	.234	.182	.127
1	1.024	1.003	1.478	.250	.208	.146
1-1/8	1.153	1.129	1.663	.313	.236	.165
1-1/4	1.280	1.254	1.790	.313	.236	.165
1-3/8	1.408	1.379	2.031	.375	.292	.204
1-1/2	1.534	1.504	2.159	.375	.292	.204
1-3/4	1.789	1.758	2.596	.469	.383	.268
2	2.039	2.008	2.846	.469	.383	.268
2-1/4	2.293	2.262	3.345	.508	.508	.356
2-1/2	2.543	2.512	3.595	.508	.508	.356
2-3/4	2.793	2.762	4.095	.633	.633	.443
3	3.043	3.012	4.345	.633	.633	.443

Specification Requirements:

- Standard: ASME B18.21.1
- Material: Carbon Steel, SAE J403 1055-1065.
- Coating: Mechanical Zinc per ASTM B695, Class 5, Type I (clear)
- Material Test Reports: Must be available and must have documented lot traceability, including full chemical and mechanical figures, to the specification(s) above.

Fastenal Product Standard: FNL.LW.HA.YZ

Split Lock Washers, High Alloy, Yellow Zinc

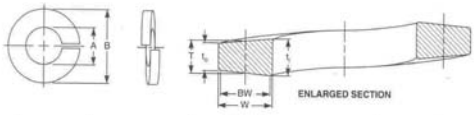

Nominal Washer Size	A Inside Diameter		B Outside Diameter	T Mean Section Thickness $(t_1+T_0)/2$	W Section Width	BW Bearing Width
	Max	Min	Max	Min	Min	Min
No. 2	.094	.088	.172	.020	.035	.024
No. 3	.107	.101	.195	.025	.040	.028
No. 4	.120	.114	.209	.025	.040	.028
No. 5	.133	.127	.236	.031	.047	.033
No. 6	.148	.141	.250	.031	.047	.033
No. 8	.174	.167	.293	.040	.055	.038
No. 10	.200	.193	.334	.047	.062	.043
No. 12	.227	.220	.377	.056	.070	.049
1/4	.260	.252	.487	.062	.109	.076
5/16	.322	.314	.583	.078	.125	.087
3/8	.385	.377	.680	.094	.141	.099
7/16	.450	.440	.776	.109	.156	.109
1/2	.512	.502	.869	.125	.171	.120
9/16	.574	.564	.965	.141	.188	.132
5/8	.641	.628	1.073	.156	.203	.142
3/4	.766	.753	1.265	.188	.234	.164
7/8	.894	.878	1.459	.219	.266	.186
1	1.024	1.003	1.656	.250	.297	.208
1-1/8	1.153	1.129	1.847	.281	.328	.230
1-1/4	1.280	1.254	2.036	.312	.359	.251
1-3/8	1.408	1.379	2.219	.344	.391	.274
1-1/2	1.534	1.504	2.419	.375	.422	.295
1-5/8	1.663	1.633	2.553	.389	.424	.297
1-3/4	1.789	1.758	2.679	.389	.424	.297
1-7/8	1.914	1.883	2.811	.422	.427	.299
2	2.039	2.008	2.936	.422	.427	.299
2-1/4	2.293	2.262	3.221	.440	.442	.309
2-1/2	2.543	2.512	3.471	.440	.442	.309
2-3/4	2.793	2.762	3.824	.458	.491	.344
3	3.043	3.012	4.074	.458	.491	.344

Specification Requirements:

- Standard: ASME B18.21.1.
- Material: Alloy Steel, SAE J404 4037.
- Coating: Mechanical Zinc per ASTM B695, Class 5, Type 2 (Yellow).
- Material Test Reports: Must be available and must have documented lot traceability, including full chemical and mechanical figures, to the specification(s) above.

FASTENER STANDARDS

Internal and External Tooth Lock Washers, Bonded Seal Washers

Fastenal Product Standard: FNL.LW.IT.Z

Lock Washers, Internal Tooth, Zinc Plated

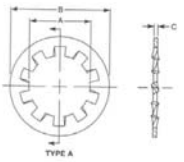

Nominal Washer Size	A Inside Diameter		B Outside Diameter		C Thickness	
	Max	Min	Max	Min	Max	Min
No. 2	.095	.089	.200	.175	.016	.010
No. 3	.109	.102	.232	.215	.016	.010
No. 4	.123	.115	.270	.245	.018	.012
No. 5	.136	.129	.280	.255	.020	.014
No. 6	.150	.141	.295	.275	.022	.016
No. 8	.176	.168	.340	.325	.023	.018
No. 10	.204	.195	.381	.365	.024	.018
No. 12	.231	.221	.410	.394	.027	.020
1/4	.267	.256	.478	.460	.028	.023
5/16	.332	.320	.610	.594	.034	.028
3/8	.398	.384	.692	.670	.040	.032
7/16	.464	.448	.789	.740	.040	.032
1/2	.530	.512	.900	.867	.045	.037
9/16	.596	.576	.985	.957	.045	.037
5/8	.663	.640	1.071	1.045	.050	.042
3/4	.795	.769	1.245	1.220	.055	.047
7/8	.927	.894	1.410	1.364	.060	.052
1	1.060	1.019	1.637	1.590	.067	.059
1-1/8	1.192	1.144	1.830	1.799	.067	.059
1-1/4	1.325	1.275	1.975	1.921	.067	.059

Specification Requirements:

- Standard: ASME B18.21.1, Type A.
- Material: Carbon Steel, SAE J403 1050-1065.
- Coating: ASTM B633, SC1, Type III and bake.
- Material Test Reports: (If applicable) Must be available and must have documented lot traceability, including full chemical and mechanical figures, to the specification(s) above.

Fastenal Product Standard: FNL.LW.ET.Z

External Tooth Lock Washers, Zinc Plated

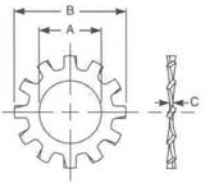

TYPE A

Nominal Washer Size	A Inside Diameter		B Outside Diameter		C Thickness	
	Max	Min	Max	Min	Max	Min
No. 3	.109	.102	.235	.220	.016	.010
No. 4	.123	.115	.260	.245	.018	.012
No. 5	.136	.129	.285	.270	.020	.014
No. 6	.150	.141	.320	.305	.022	.016
No. 8	.176	.168	.381	.365	.023	.018
No. 10	.204	.195	.410	.395	.024	.018
No. 12	.231	.221	.475	.460	.027	.020
1/4	.267	.256	.510	.494	.028	.023
5/16	.332	.320	.610	.588	.034	.028
3/8	.398	.384	.694	.670	.040	.032
7/16	.464	.448	.760	.740	.040	.032
1/2	.530	.513	.900	.880	.045	.037
9/16	.596	.576	.985	.960	.045	.037
5/8	.663	.641	1.070	1.045	.050	.042
3/4	.795	.768	1.260	1.220	.055	.047
7/8	.927	.897	1.410	1.380	.060	.052
1	1.060	1.025	1.620	1.590	.067	.059
1 1/8	1.142	1.128	1.827	1.797	.067	.059
1 1/4	1.293	1.269	2.202	2.172	.067	.059
1 1/2	1.580	1.560	2.392	2.359	.099	.091

Specification Requirements:

- Standard: ASME B18.21.1, Type A. (Except sizes 1 1/8" to 1 ½")
- Material: Carbon Steel, SAE J403 1050-1065.
- Coating: ASTM B633, SC1, Type III and bake.
- Material Test Reports: Must be available and must have documented lot traceability, including full chemical and mechanical figures, to the specification(s) above.

Fastenal Product Standard: FNL.LW.ETC.Z

Countersunk External Tooth Lock Washers, Zinc Plated

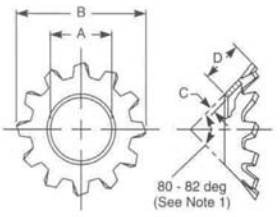

TYPE A

Nominal Washer Size	A Inside Diameter		B Outside Diameter	C Thickness		D Length	
	Max	Min	Ref	Max	Min	Max	Min
No. 4	.123	.113	.213	.019	.015	.065	.050
No. 6	.150	.140	.289	.021	.017	.092	.082
No. 8	.177	.167	.322	.021	.017	.099	.083
No. 10	.205	.195	.354	.025	.020	.105	.088
No. 12	.231	.220	.421	.025	.020	.128	.113
1/4	.267	.255	.454	.025	.020	.128	.118
5/16	.333	.318	.599	.028	.023	.192	.165
3/8	.398	.383	.765	.034	.028	.255	.242
7/16	.463	.448	.867	.045	.037	.270	.260
1/2	.529	.512	.976	.045	.037	.304	.294

Specification Requirements:

- Standard: ASME B18.21.1, Type A
- Material: Carbon Steel, SAE J403 1050-1065.
- Coating: ASTM B633 SC1, Type III and bake.
- Material Test Reports: Must be available and must have documented lot traceability, including full chemical and mechanical figures, to the specification(s) above.

Fastenal Product Standard: FNL.BSW.HDG

Bonded Sealing Washer, Hot Dip Galvanized

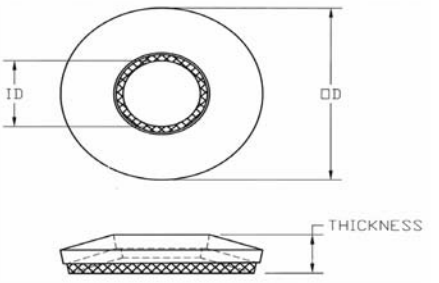

Size	I.D.	O.D.	Washer Thickness	Washer and Rubber seal Thickness combined
6	0.209	0.375	0.079	0.11
8	0.209	0.375	0.079	0.11
10	0.200	0.500	0.079	0.11
12	0.240	0.562	0.079	0.11
1/4	0.275	0.625	0.079	0.11
5/16	0.360	0.750	0.079	0.11
3/8	0.406	0.875	0.079	0.11
1/2	0.551	1.000	0.079	0.11

+/- .020" on all tolerances.

Specification Requirements:

- Dimensions: See dimensions above.
- Washer Material: Carbon Steel.
- Sealing Washer Material: EPDM.
- Finish: Galvanize per ASTM F2329 or ASTM A153.
- Material Test Reports: The MTR must have documented lot traceability, including full chemical and mechanical figures, to the specification(s) above.

Bonded Seal Washers, Hex Cap Screws

Fastenal Product Standard: FNL.SDS.HW.BSW.Z

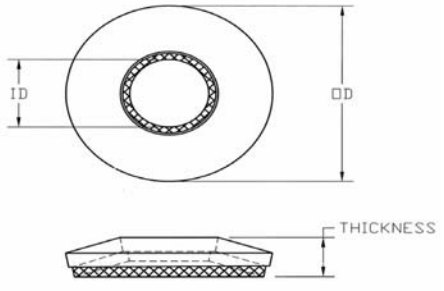

Size	I.D.	O.D.	Washer Thickness	Washer and Rubber seal Thickness combined
10	0.200	0.500	0.079	0.11
12	0.240	0.562	0.079	0.11
1/4	0.275	0.625	0.079	0.11

+/- .020" on all tolerances.

Specification Requirements:

- Dimensions: ASME B18.6.4—Head, SAE J78—Body and Screw Length
- Drive Style: Cross recessed, Type 1.
- Material: Carbon Steel.
- Mechanical & Performance: SAE J78.
- Thread requirements: SAE J78.
- Point Style: # 2 (sizes 6 and 8), #3 (sizes 10 and above)
- Finish: Fe/Zn 3A per ASTM F1941.
- Material Test Reports: (If applicable) The MTR must have documented lot traceability, including full chemical and mechanical figures, to the specification(s) above.

Fastenal Product Standard: FNL.BSW.SS

Bonded Sealing Washer, 18-8 Stainless Steel

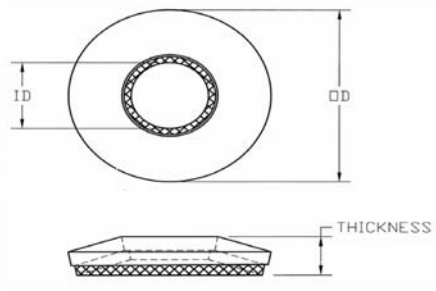

Size	I.D.	O.D.	Washer Thickness	Washer and Rubber seal Thickness combined
6	0.209	0.375	0.079	0.11
8	0.209	0.375	0.079	0.11
10	0.200	0.500	0.079	0.11
12	0.240	0.562	0.079	0.11
1/4	0.275	0.625	0.079	0.11
5/16	0.360	0.625	0.079	0.11
3/8	0.406	0.875	0.079	0.11
1/2	0.551	1.000	0.079	0.11

+/- .020" on all tolerances.

Specification Requirements:

- Dimensions: See dimensions above.
- Washer Material: 18-8 Stainless Steel.
- Sealing Washer Material: EPDM.
- Finish: Passivated.
- Material Test Reports: The MTR must have documented lot traceability, including full chemical and mechanical figures, to the specification(s) above.

Fastenal Product Standard: FNL.SWN.P

Spot Weld Nuts, Plain Finish

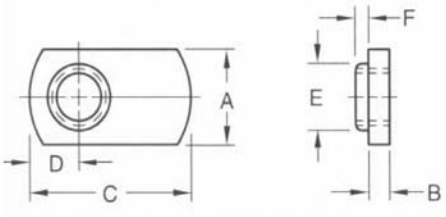

Size	A Width Max.	A Width Min.	B Thickness Max.	B Thickness Min.	C Length Max.	C Length Min.	E Pilot Diameter Max.	E Pilot Diameter Min.	F Pilot Hgt. Max.	F Pilot Hgt. Min.
10-24	.453	.433	.098	.088	.827	.797	.244	.224	.042	.025
10-32	.453	.433	.098	.088	.827	.797	.244	.224	.042	.025
1/4-20	.448	.428	.098	.088	.953	.923	.307	.271	.047	.030
5/16-18	.448	.428	.130	.120	1.140	1.110	.369	.349	.092	.075
3/8-16	.572	.552	.130	.120	1.265	1.235	.448	.428	.102	.085

Specification Requirements:

- Dimensions: See dimensions above.
- Material: C1010 welding quality carbon steel.
- Thread Requirements: ANSI B1.1 Class 2B.
- Finish: Light protective oil.
- Material Test Reports: (If applicable) The MTR must have documented lot traceablity, including full chemical and mechanical figures, to the specification(s) above.

Fastenal Product Standard: FNL.HCS.SS

Hex Cap Screws, 18-8 Stainless Steel

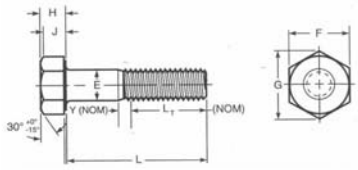

Nominal Size (inch)	E Full Size Body Dia. Max.	E Full Size Body Dia. Min.	F Width Across Flats Basic	F Width Across Flats Max.	F Width Across Flats Min.	G Width Across Corners Max.	G Width Across Corners Min.	H Head Height Basic	H Head Height Max.	H Head Height Min.	Thread Length For Screw Lengths 6 in & Shorter Nom.	Thread Length For Screw Lengths Over 6 in. Nom.
1/4	0.2500	0.2450	7/16	0.438	0.428	0.505	0.488	5/32	0.163	0.150	0.750	1.000
5/16	0.3125	0.3065	1/2	0.500	0.489	0.577	0.557	13/64	0.211	0.195	0.875	1.125
3/8	0.3750	0.3690	9/16	0.563	0.551	0.650	0.628	15/64	0.243	0.226	1.000	1.250
7/16	0.4375	0.4305	5/8	0.625	0.612	0.722	0.698	9/32	0.291	0.272	1.125	1.375
1/2	0.5000	0.4930	3/4	0.750	0.736	0.866	0.840	5/16	0.323	0.302	1.250	1.500
9/16	0.5625	0.5545	13/16	0.813	0.798	0.938	0.910	23/64	0.371	0.348	1.375	1.625
5/8	0.6250	0.6170	15/16	0.938	0.922	1.083	1.051	25/64	0.403	0.378	1.500	1.750
3/4	0.7500	0.7410	1 1/8	1.125	1.100	1.299	1.254	15/32	0.483	0.455	1.750	2.000
7/8	0.8750	0.8660	1 5/16	1.313	1.285	1.516	1.465	35/64	0.563	0.531	2.000	2.250
1	1.0000	0.9900	1 1/2	1.500	1.469	1.732	1.675	39/64	0.627	0.591	2.250	2.500
1 1/8	1.1250	1.1140	1 11/16	1.688	1.631	1.949	1.859	11/16	0.718	0.658	2.500	2.750
1 1/4	1.2500	1.2390	1 7/8	1.875	1.812	2.165	2.066	25/32	0.813	0.749	2.750	3.000
1 3/8	1.3750	1.3630	2 1/16	2.063	1.994	2.382	2.273	27/32	0.878	0.810	3.000	3.250
1 1/2	1.5000	1.4880	2 1/4	2.250	2.175	2.598	2.480	1 5/16	0.974	0.902	3.250	3.500

Specification Requirements:

- Dimensions: ASME B18.2.1.
- Material & Mechanical Properties: Alloy Group 1, Condition CW of ASTM F593
- Thread requirements: ANSI B1.1 UNC & UNF Class 2A.
- Head marking: Must have F593C for sizes through 5/8" Must have F593D for sizes ¾" and larger Manufacturer ID on all sizes.
- Finish: Descaled or cleaned in accordance with ASTM A380
- Material Test Reports: The MTR must have documented lot traceability, including full chemical and mechanical figures, to the specification(s) above.

FASTENER STANDARDS

Hex Cap Screws, Hex Bolts

Fastenal Product Standard: FNL.HCS.316

Hex Cap Screws, Stainless Steel, 316:

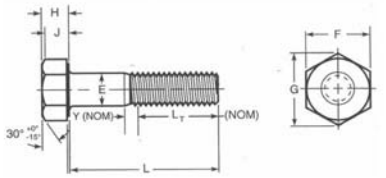

Nominal Size (inch)	E		F			G		H			Thread Length For Screw Lengths	
	Full Size Body Dia.		Width Across Flats			Width Across Corners		Head Height			6 in & Shorter	Over 6 in.
	Max.	Min.	Basic	Max.	Min.	Max.	Min.	Basic	Max.	Min.	Nom.	Nom.
1/4	0.2500	0.2450	7/16	0.438	0.428	0.505	0.488	5/32	0.163	0.150	0.750	1.000
5/16	0.3125	0.3065	1/2	0.500	0.489	0.577	0.557	13/64	0.211	0.195	0.875	1.125
3/8	0.3750	0.3690	9/16	0.563	0.551	0.650	0.628	15/64	0.243	0.226	1.000	1.250
7/16	0.4375	0.4305	5/8	0.625	0.612	0.722	0.698	9/32	0.291	0.272	1.125	1.375
1/2	0.5000	0.4930	3/4	0.750	0.736	0.866	0.840	5/16	0.323	0.302	1.250	1.500
9/16	0.5625	0.5545	13/16	0.813	0.798	0.938	0.910	23/64	0.371	0.348	1.375	1.625
5/8	0.6250	0.6170	15/16	0.938	0.922	1.083	1.051	25/64	0.403	0.378	1.500	1.750
3/4	0.7500	0.7410	1 1/8	1.125	1.100	1.299	1.254	15/32	0.483	0.455	1.750	2.000
7/8	0.8750	0.8660	1 5/16	1.313	1.285	1.516	1.465	35/64	0.563	0.531	2.000	2.250
1	1.0000	0.9900	1 1/2	1.500	1.469	1.732	1.675	39/64	0.627	0.591	2.250	2.500
1 1/8	1.1250	1.1140	1 11/16	1.688	1.631	1.949	1.859	11/16	0.718	0.658	2.500	2.750
1 1/4	1.2500	1.2390	1 7/8	1.875	1.812	2.165	2.066	25/32	0.813	0.749	2.750	3.000
1 3/8	1.3750	1.3630	2 1/16	2.063	1.994	2.382	2.273	27/32	0.878	0.810	3.000	3.250
1 1/2	1.5000	1.4880	2 1/4	2.250	2.175	2.598	2.480	1 5/16	0.974	0.902	3.250	3.500

Specification Requirements:

- Dimensions: ASME B18.2.1.
- Material & Mechanical Properties: Alloy Group 2, Condition CW of ASTM F593
- Thread requirements: ANSI B1.1 UNC & UNF Class 2A.
- Head marking: Must have F593G for sizes through 5/8" Must have F593H for sizes ¾" and larger Manufacturer ID on all sizes.
- Finish: Descaled or cleaned in accordance with ASTM A380
- Material Test Reports: The MTR must have documented lot traceability, including full chemical and mechanical figures, to the specification(s) above.

Fastenal Product Standard: FNL.TB.SS

Hex Tap Bolts, 18-8 Stainless Steel

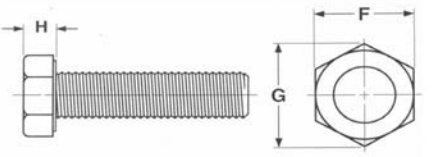

Nominal Size (inch)	Full Size Body Dia.		F			G		H		
			Width Across Flats			Width Across Corners		Head Height		
	Max.	Min.	Basic	Max.	Min.	Max.	Min.	Basic	Max.	Min.
1/4	0.25	0.245	7/16	0.438	0.428	0.505	0.488	5/32	0.163	0.15
5/16	0.3125	0.3065	1/2	0.5	0.489	0.577	0.557	13/64	0.211	0.195
3/8	0.375	0.369	9/16	0.563	0.551	0.65	0.628	15/64	0.243	0.226
7/16	0.4375	0.4305	5/8	0.625	0.612	0.722	0.698	9/32	0.291	0.272
1/2	0.5	0.493	3/4	0.75	0.736	0.866	0.84	5/16	0.323	0.302
9/16	0.5625	0.5545	13/16	0.813	0.798	0.938	0.91	23/64	0.371	0.348
5/8	0.625	0.617	15/16	0.938	0.922	1.083	1.051	25/64	0.403	0.378
3/4	0.75	0.741	1 1/8	1.125	1.1	1.299	1.254	15/32	0.483	0.455
7/8	0.875	0.866	1 5/16	1.313	1.285	1.516	1.465	35/64	0.563	0.531
1	1	0.99	1 1/2	1.5	1.469	1.732	1.675	39/64	0.627	0.591
1 1/8	1.125	1.114	1 11/16	1.688	1.631	1.949	1.859	11/16	0.718	0.658
1 1/4	1.25	1.239	1 7/8	1.875	1.812	2.165	2.066	25/32	0.813	0.749
1 3/8	1.375	1.363	2 1/16	2.063	1.994	2.382	2.273	27/32	0.878	0.81
1 1/2	1.5	1.488	2 1/4	2.25	2.175	2.598	2.48	1 5/16	0.974	0.902

Specification Requirements:

- Dimensions: ASME B18.2.1, (full thread)
- Material: ASTM F593, Alloy Group 1.
- Thread requirements: ANSI B1.1 UNC & UNF Class 2A. Threads must be within 2 times the thread pitch of the head.
- Product Marking: Must have F593C for sizes through 5/8" Must have F593D for sizes ¾" and larger Manufacturer ID on all sizes.
- Finish: Cleaned or descaled in accordance with ASTM A380.
- Material Test Reports (If applicable): The MTR must have documented lot traceability, including full chemical and mechanical figures, to the specification(s) above.

Fastenal Product Standard: FNL.HHB.B8

Heavy Hex Bolts, ASTM A193 B8 Class 1

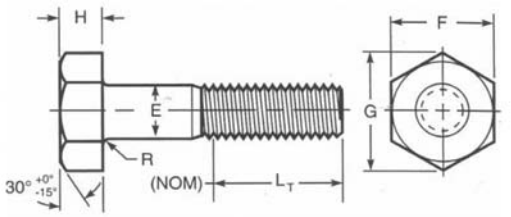

Nominal Size or Basic Product Diameter		E		F			G		H			R		L_T	
		Full-Size Body Diameter		Width Across Flats			Width Across Corners		Head Height			Radius of Fillet		Thread Length for Bolt Lengths	
														6 in. and Shorter	Over 6 in.
		Max	Min	Basic	Max	Min	Max	Min	Basic	Max	Min	Max	Min	Nom	Nom
1/2	0.5000	0.515	0.482	7/8	0.875	0.850	1.010	0.969	11/32	0.364	0.302	0.03	0.01	1.250	1.500
5/8	0.6250	0.642	0.605	11/16	1.062	1.031	1.227	1.175	27/64	0.444	0.378	0.06	0.02	1.500	1.750
3/4	0.7500	0.768	0.729	1-1/4	1.250	1.212	1.443	1.383	1/2	0.524	0.455	0.06	0.02	1.750	2.000
7/8	0.8750	0.895	0.852	1-7/16	1.438	1.394	1.660	1.589	37/64	0.604	0.531	0.06	0.02	2.000	2.250
1	1.0000	1.022	0.976	1-5/8	1.625	1.575	1.876	1.796	43/64	0.700	0.591	0.09	0.03	2.250	2.500
1-1/8	1.1250	1.149	1.098	1-13/16	1.812	1.756	2.093	2.002	3/4	0.780	0.658	0.09	0.03	2.500	2.750
1-1/4	1.2500	1.277	1.223	2	2.000	1.938	2.309	2.209	27/32	0.876	0.749	0.09	0.03	2.750	3.000
1-3/8	1.3750	1.404	1.345	2-3/16	2.188	2.119	2.526	2.416	29/32	0.940	0.810	0.09	0.03	3.000	3.250
1-1/2	1.5000	1.531	1.470	2-3/8	2.375	2.300	2.742	2.622	1	1.036	0.902	0.09	0.03	3.250	3.500
1-3/4	1.7500	1.785	1.716	2-3/4	2.750	2.662	3.175	3.035	1-5/32	1.196	1.054	0.12	0.04	3.750	4.000
2	2.0000	2.039	1.964	3-1/8	3.125	3.025	3.608	3.449	1-11/32	1.388	1.175	0.12	0.04	4.250	4.500
2-1/4	2.2500	2.305	2.214	3-1/2	3.500	3.388	4.041	3.862	1-1/2	1.548	1.327	0.19	0.06	4.750	5.000
2-1/2	2.5000	2.559	2.461	3-7/8	3.875	3.750	4.474	4.275	1-21/32	1.708	1.479	0.19	0.06	5.250	5.500
2-3/4	2.7500	2.827	2.711	4-1/4	4.250	4.112	4.907	4.688	1-13/16	1.869	1.632	0.19	0.06	5.750	6.000
3	3.0000	3.081	2.961	4-5/8	4.625	4.475	5.340	5.102	2	2.060	1.815	0.19	0.06	6.250	6.500

Specification Requirements:

- Dimensions: ASME B18.2.1.
- Material & Mechanical Properties: ASTM A193 Grade B8 Class 1.
- Thread Requirements: ANSI B1.1 UNC, UNF, or UN8, Class 2A.
- Head Marking: Manufacturer ID and "B8" Grade Marking
- Finish: Clean or descale to in accordance with ASTM A380.
- Material Test Reports: The MTR must have documented lot traceability, including full chemical and mechanical figures, to the specification(s) above.

Fastenal Product Standard: FNL.HHB.B8M

Heavy Hex Bolts, ASTM A193 B8M Class 1

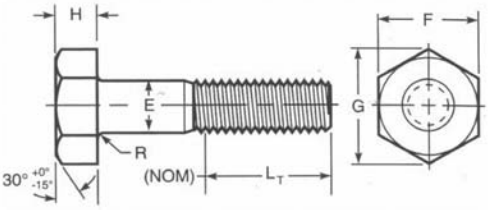

Nominal Size or Basic Product Diameter		E		F			G		H			R		L_T	
		Full-Size Body Diameter		Width Across Flats			Width Across Corners		Head Height			Radius of Fillet		Thread Length for Bolt Lengths	
														6 in. and Shorter	Over 6 in.
		Max	Min	Basic	Max	Min	Max	Min	Basic	Max	Min	Max	Min	Nom	Nom
1/2	0.5000	0.515	0.482	7/8	0.875	0.850	1.010	0.969	11/32	0.364	0.302	0.03	0.01	1.250	1.500
5/8	0.6250	0.642	0.605	11/16	1.062	1.031	1.227	1.175	27/64	0.444	0.378	0.06	0.02	1.500	1.750
3/4	0.7500	0.768	0.729	1-1/4	1.250	1.212	1.443	1.383	1/2	0.524	0.455	0.06	0.02	1.750	2.000
7/8	0.8750	0.895	0.852	1-7/16	1.438	1.394	1.660	1.589	37/64	0.604	0.531	0.06	0.02	2.000	2.250
1	1.0000	1.022	0.976	1-5/8	1.625	1.575	1.876	1.796	43/64	0.700	0.591	0.09	0.03	2.250	2.500
1-1/8	1.1250	1.149	1.098	1-13/16	1.812	1.756	2.093	2.002	3/4	0.780	0.658	0.09	0.03	2.500	2.750
1-1/4	1.2500	1.277	1.223	2	2.000	1.938	2.309	2.209	27/32	0.876	0.749	0.09	0.03	2.750	3.000
1-3/8	1.3750	1.404	1.345	2-3/16	2.188	2.119	2.526	2.416	29/32	0.940	0.810	0.09	0.03	3.000	3.250
1-1/2	1.5000	1.531	1.470	2-3/8	2.375	2.300	2.742	2.622	1	1.036	0.902	0.09	0.03	3.250	3.500
1-3/4	1.7500	1.785	1.716	2-3/4	2.750	2.662	3.175	3.035	1-5/32	1.196	1.054	0.12	0.04	3.750	4.000
2	2.0000	2.039	1.964	3-1/8	3.125	3.025	3.608	3.449	1-11/32	1.388	1.175	0.12	0.04	4.250	4.500
2-1/4	2.2500	2.305	2.214	3-1/2	3.500	3.388	4.041	3.862	1-1/2	1.548	1.327	0.19	0.06	4.750	5.000
2-1/2	2.5000	2.559	2.461	3-7/8	3.875	3.750	4.474	4.275	1-21/32	1.708	1.479	0.19	0.06	5.250	5.500
2-3/4	2.7500	2.827	2.711	4-1/4	4.250	4.112	4.907	4.688	1-13/16	1.869	1.632	0.19	0.06	5.750	6.000
3	3.0000	3.081	2.961	4-5/8	4.625	4.475	5.340	5.102	2	2.060	1.815	0.19	0.06	6.250	6.500

Specification Requirements:

- Dimensions: ASME B18.2.1.
- Material & Mechanical Properties: ASTM A193 Grade B8M Class 1.
- Thread Requirements: ANSI B1.1 UNC, UNF, or UN8, Class 2A.
- Head Marking: Manufacturer ID and "B8M" Grade Marking
- Finish: Clean or descale to in accordance with ASTM A380.
- Material Test Reports: The MTR must have documented lot traceability, including full chemical and mechanical figures, to the specification(s) above.

Elevator Bolts, Carriage Bolts, Hex Lag Screws, Hex Nuts

Fastenal Product Standard: FNL.EB.SS

Flat Countersunk Head Elevator Bolts, 18-8 Stainless Steel

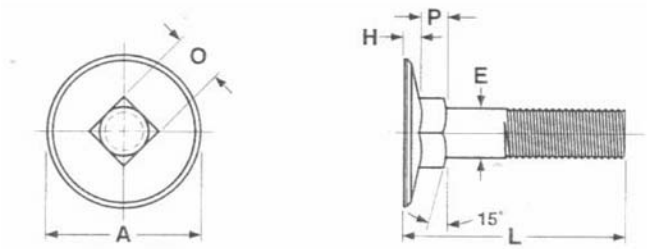

Nominal Size		E Body Dia Max	E Body Dia Min	A Head Dia Max Edge Sharp	A Head Dia Min Edge Sharp	A Head Dia Min Edge Flat	H Head Height Max	H Head Height Min	O Square Width Max	O Square Width Min	P Square Depth Max	P Square Depth Min
No. 10	0.1900	0.199	0.182	0.790	0.750	0.740	0.082	0.062	0.210	0.185	0.125	0.094
1/4	0.2500	0.260	0.237	1.008	0.969	0.938	0.098	0.078	0.280	0.245	0.219	0.188
5/16	0.3125	0.324	0.298	1.227	1.188	1.157	0.114	0.094	0.342	0.307	0.250	0.219
3/8	0.3750	0.388	0.360	1.352	1.312	1.272	0.145	0.125	0.405	0.368	0.250	0.219
7/16	0.4375	0.452	0.421	1.477	1.438	1.397	0.176	0.156	0.468	0.431	0.281	0.250
1/2	0.5000	0.515	0.483	1.602	1.562	1.522	0.176	0.156	0.530	0.492	0.281	0.250

Specification Requirements:

- Dimensions: ASME B18.5.
- Material & 18-8 Stainless steel.
- Thread requirements: ANSI B1.1, UNC Class 2A.
- Finish: Cleaned or descaled in accordance with ASTM A380.
- Material Test Reports: (If applicable) The MTR must have documented lot traceability, including full chemical and mechanical figures to the specification(s) above.

Fastenal Product Standard: FNL.CB.SS

Carriage Bolts, Stainless Steel

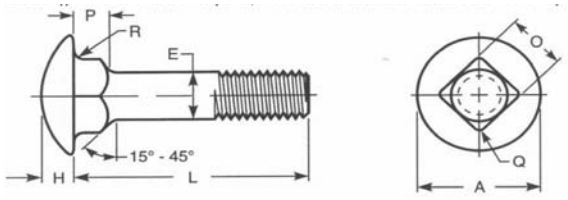

Nominal Size or Basic Bolt Diameter		E Body Diameter Max	E Body Diameter Min	A Head Diameter Max	A Head Diameter Min	H Head Height Max	H Head Height Min	O Square Width Max	O Square Width Min	P Square Depth Max	P Square Depth Min	Q Corner Radius on Square Max	R Fillet Radius Max
No. 10	0.1900	0.199	0.182	0.469	0.436	0.114	0.094	0.199	0.185	0.125	0.094	0.031	0.031
1/4	0.2500	0.260	0.237	0.594	0.563	0.145	0.125	0.260	0.245	0.156	0.125	0.031	0.031
5/16	0.3125	0.324	0.298	0.719	0.688	0.176	0.156	0.324	0.307	0.187	0.156	0.031	0.031
3/8	0.3750	0.388	0.360	0.844	0.782	0.208	0.188	0.388	0.368	0.219	0.188	0.047	0.031
7/16	0.4375	0.452	0.421	0.969	0.907	0.239	0.219	0.452	0.431	0.250	0.219	0.047	0.031
1/2	0.5000	0.515	0.483	1.094	1.032	0.270	0.250	0.515	0.492	0.281	0.250	0.047	0.031
5/8	0.6250	0.642	0.605	1.344	1.219	0.344	0.313	0.642	0.616	0.344	0.313	0.078	0.062
3/4	0.7500	0.768	0.729	1.594	1.469	0.406	0.375	0.768	0.741	0.406	0.375	0.078	0.062
7/8	0.8750	0.895	0.852	1.844	1.719	0.459	0.438	0.895	0.865	0.469	0.438	0.094	0.062
1	1.0000	1.022	0.976	2.094	1.969	0.531	0.500	1.022	0.990	0.531	0.500	0.094	0.062

Specification Requirements:

- Dimensions: Round Head Square Neck Bolts per ASME B18.5
- Material: 18-8 stainless steel
- Thread requirements: ANSI B1.1, UNC Class 2A.
- Finish: Cleaned or descaled per ASTM A380
- Material Test Reports: (If applicable) The MTR must have documented lot traceability, including full chemical and mechanical figures, to the specification(s) above.

Fastenal Product Standard: FNL.LAG.SS

Hex Lag Screws, 18-8 Stainless Steel

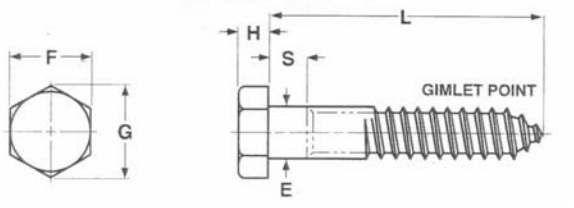

Diameter	E Body Diameter Max.	E Body Diameter Min.	F Width Across Flats Max.	F Width Across Flats Min.	G Width Across Corners Max.	G Width Across Corners Min.	H Height Max.	H Height Min.	S Shoulder Length Minimum
10	.199	.178	.281	.271	.323	.309	.140	.110	.094
1/4	.260	.237	.438	.425	.505	.484	.188	.150	.094
5/16	.324	.298	.500	.484	.577	.552	.235	.195	.125
3/8	.388	.360	.562	3.544	.650	.620	.268	.226	.125
7/16	.452	.421	.625	.603	.722	.687	.316	.272	.156
1/2	.515	.482	.750	.725	.866	.862	.364	.302	.156
5/8	.642	.605	.938	.906	1.083	1.033	.444	.378	.312
3/4	.768	.729	1.125	1.088	1.299	1.240	.524	.455	.375
7/8	.895	.852	1.312	1.269	1.516	1.447	.604	.531	.375
1	1.022	.976	1.500	1.450	1.732	1.653	.700	.591	.625
1 1/8	1.149	1.098	1.688	1.631	1.949	1.859	.780	.658	.625
1 1/4	1.277	1.223	1.875	1.812	2.165	2.066	.876	.749	.625

Specification Requirements:

- Dimensions: ASME B18.2.1.
- Material: 18-8 Stainless Steel
- Finish: Cleaned or descaled in accordance with ASTM A380
- Thread requirements: The minimum thread length must be equal to one half the nominal Screw length plus ½", or 6 inch, whichever is shorter. Screws too short to conform to this formula must be threaded as close to the head as possible.
- Material Test Reports: (If applicable) Must be available and have documented lot traceability, including full chemical and mechanical figures, to the specification(s) above.

Fastenal Product Standard: FNL.FHN.SS

Finished Hex Nuts, Stainless Steel

Nominal Size	F Width Across Flats Max.	F Width Across Flats Min.	G Width Across Corners Max.	G Width Across Corners Min.	H Thickness Max.	H Thickness Min.
1/4	.438	.428	.505	.488	.226	.212
5/16	.500	.489	.577	.557	.273	.258
3/8	.563	.551	.650	.628	.337	.320
7/16	.688	.675	.794	.768	.385	.365
1/2	.750	.736	.866	.840	.448	.427
9/16	.875	.861	1.010	.982	.496	.473
5/8	.938	.922	1.083	1.051	.559	.535
3/4	1.125	1.088	1.299	1.240	.665	.617
7/8	1.312	1.269	1.516	1.447	.776	.724
1	1.500	1.450	1.732	1.653	.887	.831
1 1/8	1.688	1.631	1.949	1.859	.999	.939
1 1/4	1.875	1.812	2.165	2.066	1.094	1.030
1 3/8	2.062	1.994	2.382	2.273	1.206	1.138
1 1/2	2.250	2.175	2.598	2.480	1.317	1.245
1 5/8	2.43	2.35	2.805	2.679	1.416	1.364
1 3/4	2.625	2.538	3.031	2.893	1.540	1.460
1 7/8	2.813	2.722	3.247	3.103	1.651	1.567
2	3.000	2.900	3.464	3.306	1.763	1.675
2 1/4	3.375	3.263	3.897	3.719	1.986	1.890
2 1/2	3.750	3.625	4.330	4.133	2.209	2.105
2 3/4	4.125	3.988	4.763	4.546	2.431	2.319
3	4.5	4.350	5.196	4.959	2.654	2.534

Specification Requirements:

- Dimensions: ASME B18.2.2.
- Material: 18-8 Stainless steel.
- Mechanical Properties: Proof load: ¼" to 5/8" 100,000 PSI min.; ¾" to 1 ½" 85,000 PSI min. Hardness: ¼" to 5/8" HRB 95 min. to HRC 36 max.; ¾" to 1 ½" HRB 80 min. to HRC 36 max.
- Thread requirements: ANSI B1.1 UNC & UNF Class 2B.
- Finish: Cleaned or descaled in accordance with ASTM A380.
- Product Marking: Manufacturer ID and Alloy Grade Marking
- Material Test Reports: (If applicable) The MTR must have documented lot traceability, including full chemical and mechanical figures, to the specification(s) above.

FASTENER STANDARDS

Coupling Nuts

Fastenal Product Standard: FNL.COUPLN.SS

Coupling Nuts, 18-8 Stainless Steel

Size	W.A.F.	Thickness	Minor Dia.	W.A.C.
	in.	in.	in.	in.
10-24 X 5/16 X3/4	.313/.302	.749/.710	.163/.153	.360/.343
1/4-20 X3/8 X 7/8	.375/.365	.874/.835	.214/.203	.432/.412
1/4-20 X 7/16 X11/2	.448/.438	1.49/1.44	.214/.203	.504/.487
1/4-20 X 7/16 X 1 3/4	.488/.438	1.74/1.69	.230/.215	.504/.487
1/4-20 X 7/16 X 7/8	.488/.438	.874/.835	.214/.203	.504/.487
1/4-20 X 3/8 X 3/4	.375/.365	.751/.732	.214/.203	.432/.412
5/16-18 X 7/16 X 7/8	.488/.438	.874/.835	.272/.259	.504/.487
5/16-18 X 1/2 X 7/8	.5/.499	.874/.835	.272/.259	.576/.556
5/16-18 X 1/2 X 1 1/8	.5/.499	1.12/1.06	.272/.259	.576/.556
5/16-18 X 1/2 X 1 3/4	.5/.499	1.74/1.69	.272/.259	.576/.556
5/16-18 X 5/8 X 7/8	.625/.617	.874/.835	.272/.259	.721/.691
5/16-18 X 5/8 X 1 3/4	.625/.617	1.74/1.69	.272/.259	.721/.691
3/8-16 X 1/2 X 1 1/8	.5/.499	1.12/1.06	.328/.314	.576/.556
3/8-16 X 9/16 X 1 3/4	.562/.551	1.74/1.69	.328/.314	.649/.627
3/8-16 X 5/8 X 1 1/8	.625/.617	1.12/1.06	.328/.314	.721/.691
3/8-16 X 5/8 X 1 3/4	.625/.617	1.74/1.69	.328/.314	.721/.691
3/8-16 X 1/2 X 1	.5/.499	1.01/.970	.328/.314	.576/.556
7/16-14 X 5/8 X 1 1/4	.625/.617	1.24/1.19	.383/.367	.721/.691
7/16-14 X 5/8 X 1 3/4	.625/.617	1.74/1.69	.383/.367	.721/.691
7/16-14 X 9/16 X 1 1/4	.563/.551	1.24/1.19	.383/.367	.641/.634
7/16-14 X 11/16 X 1 3/4	.688/.675	1.74/1.69	.383/.367	.783/.776
1/2-13 X 5/8 X 1 1/4	.625/.617	1.24/1.19	.433/.416	.721/.691
1/2-13 X 11/16 X 1 1/4	.688/.675	1.24/1.19	.433/.416	.783/.776
1/2-13 X 11/16 X 1 3/4	.688/.675	1.74/1.69	.433/.416	.794/.767
1/2-13 X 3/4 X 1 3/4	.687/.675	1.74/1.69	.433/.416	.865/.840
5/8-11 X 13/16 X 2 1/8	.812/.797	2.12/2.06	.545/.526	.925/.908
5/8-11 X 15/16 X 2 1/8	.937/.984	2.12/2.06	.545/.526	1.06/1.05
5/8-11 X 13/16 X 1 7/8	1.12/1.08	1.87/1.81	.545/.526	.925/.908
3/4-10 X 1 X 2 1/4	1.24/1.23	2.24/2.19	.681/.659	1.14/1.12
3/4-10 X 1 1/8 X 2 1/4	1.31/1.26	2.24/2.19	.681/.659	1.28/1.24
7/8-9 X 1 1/4 X 2 1/2	1.24/1.23	2.49/2.44	.811/.766	1.42/1.40
7/8-9 X 1 5/16 X 2 5/8	1.31/1.26	2.62/2.54	.811/.766	1.49/1.46
1-8 X 1 1/4 X 2 1/2	1.24/1.23	2.49/2.44	.909/.885	1.42/1.40
1-8 X 1 1/2 X 3	1.49/1.47	3.02/2.96	.909/.885	1.70/1.68
1 1/8-7 X 1 1/2 X 3	1.49/1.47	3.02/2.96	.997/.970	1.70/1.68
1 1/4-7 X 1 5/8 X 3	1.62/1.60	3.02/2.96	1.12/1.09	1.85/1.82
1 1/2-6 X 2 x 4	1.99/1.97	3.99/3.98	1.34/1.32	2.27/2.25

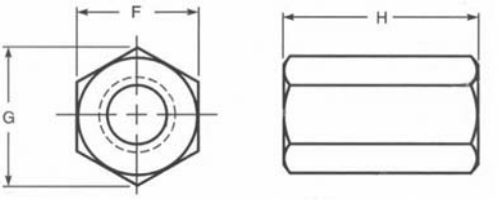

Specification Requirements:

- Dimensions: See dimensions listed.
- Material: 18-8 Stainless steel.
- Thread requirements: ASME B1.1, UNC Class 1B.
- Finish: Cleaned or descaled in accordance with ASTM A380.
- Material Test Reports (If applicable): The MTR must have documented lot traceability, including full chemical and mechanical figures, to the specification(s) above.

Fastenal Product Standard: FNL.COUPLN.316

Coupling Nuts, 316 Stainless Steel

Size	W.A.F.	Thickness	Minor Dia.	W.A.C.
	in.	in.	in.	in.
10-24 X 5/16 X3/4	.313/.302	.749/.710	.163/.153	.360/.343
1/4-20 X3/8 X 7/8	.375/.365	.874/.835	.214/.203	.432/.412
1/4-20 X 7/16 X11/2	.448/.438	1.49/1.44	.214/.203	.504/.487
1/4-20 X 7/16 X 1 3/4	.488/.438	1.74/1.69	.230/.215	.504/.487
1/4-20 X 7/16 X 7/8	.488/.438	.874/.835	.214/.203	.504/.487
1/4-20 X 3/8 X 3/4	.375/.365	.751/.732	.214/.203	.432/.412
5/16-18 X 7/16 X 7/8	.488/.438	.874/.835	.272/.259	.504/.487
5/16-18 X 1/2 X 7/8	.5/.499	.874/.835	.272/.259	.576/.556
5/16-18 X 1/2 X 1 1/8	.5/.499	1.12/1.06	.272/.259	.576/.556
5/16-18 X 1/2 X 1 3/4	.5/.499	1.74/1.69	.272/.259	.576/.556
5/16-18 X 5/8 X 7/8	.625/.617	.874/.835	.272/.259	.721/.691
5/16-18 X 5/8 X 1 3/4	.625/.617	1.74/1.69	.272/.259	.721/.691
3/8-16 X 1/2 X 1 1/8	.5/.499	1.12/1.06	.328/.314	.576/.556
3/8-16 X 9/16 X 1 3/4	.562/.551	1.74/1.69	.328/.314	.649/.627
3/8-16 X 5/8 X 1 1/8	.625/.617	1.12/1.06	.328/.314	.721/.691
3/8-16 X 5/8 X 1 3/4	.625/.617	1.74/1.69	.328/.314	.721/.691
3/8-16 X 1/2 X 1	.5/.499	1.01/.970	.328/.314	.576/.556
7/16-14 X 5/8 X 1 1/4	.625/.617	1.24/1.19	.383/.367	.721/.691
7/16-14 X 5/8 X 1 3/4	.625/.617	1.74/1.69	.383/.367	.721/.691
7/16-14 X 9/16 X 1 1/4	.563/.551	1.24/1.19	.383/.367	.641/.634
7/16-14 X 11/16 X 1 3/4	.688/.675	1.74/1.69	.383/.367	.783/.776
1/2-13 X 5/8 X 1 1/4	.625/.617	1.24/1.19	.433/.416	.721/.691
1/2-13 X 11/16 X 1 1/4	.688/.675	1.24/1.19	.433/.416	.783/.776
1/2-13 X 11/16 X 1 3/4	.688/.675	1.74/1.69	.433/.416	.794/.767
1/2-13 X 3/4 X 1 3/4	.687/.675	1.74/1.69	.433/.416	.865/.840
5/8-11 X 13/16 X 2 1/8	.812/.797	2.12/2.06	.545/.526	.925/.908
5/8-11 X 15/16 X 2 1/8	.937/.984	2.12/2.06	.545/.526	1.06/1.05
5/8-11 X 13/16 X 1 7/8	1.12/1.08	1.87/1.81	.545/.526	.925/.908
3/4-10 X 1 X 2 1/4	1.24/1.23	2.24/2.19	.681/.659	1.14/1.12
3/4-10 X 1 1/8 X 2 1/4	1.31/1.26	2.24/2.19	.681/.659	1.28/1.24
7/8-9 X 1 1/4 X 2 1/2	1.24/1.23	2.49/2.44	.811/.766	1.42/1.40
7/8-9 X 1 5/16 X 2 5/8	1.31/1.26	2.62/2.54	.811/.766	1.49/1.46
1-8 X 1 1/4 X 2 1/2	1.24/1.23	2.49/2.44	.909/.885	1.42/1.40
1-8 X 1 1/2 X 3	1.49/1.47	3.02/2.96	.909/.885	1.70/1.68
1 1/8-7 X 1 1/2 X 3	1.49/1.47	3.02/2.96	.997/.970	1.70/1.68
1 1/4-7 X 1 5/8 X 3	1.62/1.60	3.02/2.96	1.12/1.09	1.85/1.82
1 1/2-6 X 2 x 4	1.99/1.97	3.99/3.98	1.34/1.32	2.27/2.25

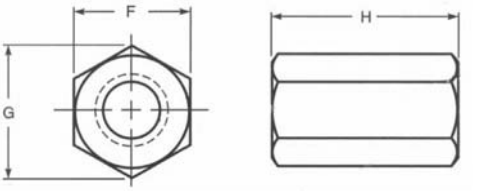

Specification Requirements:

- Dimensions: See dimensions listed above.
- Material: 316 Stainless steel.
- Thread requirements: ASME B1.1, UNC Class 1B.
- Finish: Cleaned or descaled in accordance with ASTM A380.
- Material Test Reports (If applicable): The MTR must have documented lot traceability, including full chemical and mechanical figures, to the specification(s) above.

Hex Nuts

Fastenal Product Standard: FNL.FHN.316

Finished Hex Nuts, 316 Stainless Steel

Nominal Size	F Width Across Flats Max.	F Width Across Flats Min.	G Width Across Corners Max.	G Width Across Corners Min.	H Thickness Max.	H Thickness Min.
1/4	.438	.428	.505	.488	.226	.212
5/16	.500	.489	.577	.557	.273	.258
3/8	.563	.551	.650	.628	.337	.320
7/16	.688	.675	.794	.768	.385	.365
1/2	.750	.736	.866	.840	.448	.427
9/16	.875	.861	1.010	.982	.496	.473
5/8	.938	.922	1.083	1.051	.559	.535
3/4	1.125	1.088	1.299	1.240	.665	.617
7/8	1.312	1.269	1.516	1.447	.776	.724
1	1.500	1.450	1.732	1.653	.887	.831
1 1/8	1.688	1.631	1.949	1.859	.999	.939
1 1/4	1.875	1.812	2.165	2.066	1.094	1.030
1 3/8	2.062	1.994	2.382	2.273	1.206	1.138
1 1/2	2.250	2.175	2.598	2.480	1.317	1.245
1 5/8	2.43	2.35	2.805	2.679	1.416	1.364
1 3/4	2.625	2.538	3.031	2.893	1.540	1.460
1 7/8	2.813	2.722	3.247	3.103	1.651	1.567
2	3.000	2.900	3.464	3.306	1.763	1.675
2 1/4	3.375	3.263	3.897	3.719	1.986	1.890
2 1/2	3.750	3.625	4.330	4.133	2.209	2.105
2 3/4	4.125	3.988	4.763	4.546	2.431	2.319
3	4.5	4.350	5.196	4.959	2.654	2.534

Specification Requirements:

- Dimensions: ASME B18.2.2.
- Material: 316 or 316L stainless steel.
- Mechanical Properties: Proof Load: ¼" to 5/8" 100,000 PSI min.
  ¾" to 1 ½" 85,000 PSI min.
  Hardness: HRB 80 min. to HRC 36 max.
- Thread requirements: ANSI B1.1 UNC & UNF Class 2B.
- Finish: Cleaned or descaled in accordance with ASTM A380.
- Product Marking: Manufacturer ID and Alloy Grade Marking
- Material Test Reports: (If applicable) The MTR must have documented lot traceability, including full chemical and mechanical figures, to the specification(s) above.

Fastenal Product Standard: FNL.HJN.SS

Hex Jam Nuts, 18-8 Stainless Steel

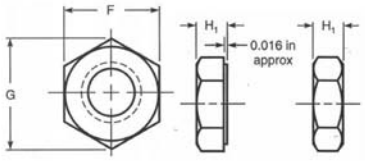

Nominal size	F Width Across Flats Basic	F Width Across Flats Max.	F Width Across Flats Min.	G Width Across Corners Max.	G Width Across Corners Min.	H Thickness Basic	H Thickness Max.	H Thickness Min.
1/4	7/16	.438	.428	.505	.488	5/32	.163	.150
5/16	1/2	.500	.489	.577	.557	3/16	.195	.180
3/8	9/16	.563	.551	.650	.628	7/32	.227	.210
7/16	11/16	.688	.675	.794	.768	1/4	.260	.240
1/2	3/4	.750	.736	.866	.840	5/16	.323	.302
9/16	7/8	.875	.861	1.010	.982	5/16	.324	.301
5/8	15/16	.938	.922	1.083	1.051	3/8	.387	.363
3/4	1 1/8	1.125	1.088	1.299	1.240	27/64	.446	.398
7/8	1 5/16	1.312	1.269	1.516	1.447	31/64	.510	.458
1	1 1/2	1.500	1.450	1.732	1.653	35/64	.575	.519
1 1/8	1 11/16	1.688	1.631	1.949	1.859	39/64	.639	.579
1 1/4	1 7/8	1.875	1.812	2.165	2.066	23/32	.751	.687
1 3/8	2 1/16	2.062	1.994	2.382	2.273	25/32	.815	.747
1 1/2	2 1/4	2.250	2.175	2.598	2.480	27/32	.880	.808

Specification Requirements:

- Dimensions: ASME B18.2.2
- Material: 18-8 Stainless Steel
- Thread requirements: ANSI B1.1 UNC & UNF Class 2B
- Finish: Cleaned or descaled in accordance with ASTM A380.
- Product Marking: Manufacturer ID and Alloy Grade Marking
- Material Test Reports: (If applicable) The MTR must have documented lot traceability, including full chemical and mechanical figures, to the specification(s) above.

Fastenal Product Standard: FNL.HJN.316

Hex Jam Nuts, 316 Stainless Steel

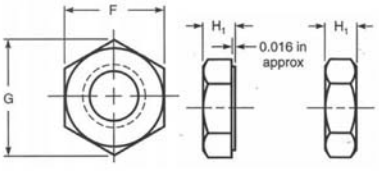

Nominal size	F Width Across Flats Basic	F Width Across Flats Max.	F Width Across Flats Min.	G Width Across Corners Max.	G Width Across Corners Min.	H Thickness Basic	H Thickness Max.	H Thickness Min.
1/4	7/16	.438	.428	.505	.488	5/32	.163	.150
5/16	1/2	.500	.489	.577	.557	3/16	.195	.180
3/8	9/16	.563	.551	.650	.628	7/32	.227	.210
7/16	11/16	.688	.675	.794	.768	1/4	.260	.240
1/2	3/4	.750	.736	.866	.840	5/16	.323	.302
9/16	7/8	.875	.861	1.010	.982	5/16	.324	.301
5/8	15/16	.938	.922	1.083	1.051	3/8	.387	.363
3/4	1 1/8	1.125	1.088	1.299	1.240	27/64	.446	.398
7/8	1 5/16	1.312	1.269	1.516	1.447	31/64	.510	.458
1	1 1/2	1.500	1.450	1.732	1.653	35/64	.575	.519
1 1/8	1 11/16	1.688	1.631	1.949	1.859	39/64	.639	.579
1 1/4	1 7/8	1.875	1.812	2.165	2.066	23/32	.751	.687
1 3/8	2 1/16	2.062	1.994	2.382	2.273	25/32	.815	.747
1 1/2	2 1/4	2.250	2.175	2.598	2.480	27/32	.880	.808

Specification Requirements:

- Dimensions: ASME B18.2.2
- Material: 316 Stainless Steel
- Thread requirements: ANSI B1.1 UNC & UNF Class 2B
- Finish: Cleaned or descaled in accordance with ASTM A380.
- Product Marking: Manufacturer ID and Alloy Grade Marking
- Material Test Reports: (If applicable) The MTR must have documented lot traceability, including full chemical and mechanical figures, to the specification(s) above.

Fastenal Product Standard: FNL.HHN.SS

Heavy Hex Nuts, 18-8 Stainless Steel

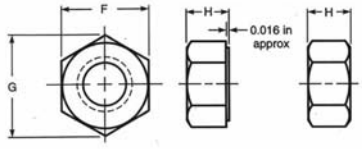

Size	F Width Across Flats Max.	F Width Across Flats Min.	G Width Across Corners Max.	G Width Across Corners Min.	H Thickness Max.	H Thickness Min.
1/4	.500	.488	.577	.218	.250	.218
5/16	.562	.546	.650	.280	.314	.280
3/8	.688	.669	.794	.341	.377	.341
7/16	.750	.728	.866	.403	.441	.403
1/2	.875	.850	1.010	.464	.504	.464
9/16	.938	.909	1.083	.526	.568	.526
5/8	1.062	1.031	1.227	.587	.631	.587
3/4	1.250	1.212	1.443	.710	.758	.710
7/8	1.438	1.394	1.660	.833	.885	.833
1	1.625	1.575	1.876	.956	1.012	.956
1 1/8	1.812	1.756	2.093	1.079	1.139	1.079
1 1/4	2.000	1.938	2.309	1.187	1.251	1.187
1 3/8	2.188	2.119	2.526	1.310	1.378	1.310
1 1/2	2.375	2.300	2.742	1.433	1.505	1.433
1 5/8	2.562	2.481	2.959	1.556	1.632	1.556
1 3/4	2.750	2.662	3.175	1.679	1.759	1.679
1 7/8	2.938	2.844	3.392	1.802	1.886	1.802
2	3.125	3.025	3.608	1.925	2.013	1.925
2 1/4	3.500	3.388	4.041	2.155	2.251	2.155
2 1/2	3.875	3.750	4.474	2.401	2.505	2.401
2 3/4	4.250	4.112	4.907	2.647	2.759	2.647
3	4.625	4.475	5.340	2.893	3.013	2.893
3 1/4	5.000	4.838	5.774	3.124	3.252	3.124
3 1/2	5.375	5.200	6.207	3.370	3.506	3.370
3 3/4	5.750	5.562	6.640	3.616	3.760	3.616
4	6.125	5.925	7.073	3.862	4.014	3.862

Specification Requirements:

- Dimensions: ASME B18.2.2.
- Material: 18-8 Stainless Steel.
- Thread requirements: ANSI B1.1 UNC & UNF Class 2B.
- Finish: Cleaned or descaled in accordance with ASTM A380.
- Product Marking: Manufacturer ID and Alloy Grade Marking
- Material Test Reports: (If applicable) The MTR must have documented lot traceability, including full chemical and mechanical figures, to the specification(s) above.

FASTENER STANDARDS

Hex Nuts

Fastenal Product Standard: FNL.HHN.316

Heavy Hex Nuts, 316 Stainless Steel

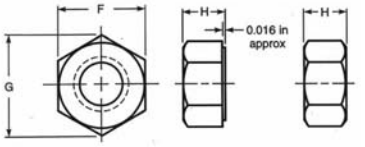

Size	F Width Across Flats		G Width Across Corners		H Thickness	
	Max.	Min.	Max.	Min.	Max.	Min.
1/4	.500	.488	.577	.218	.250	.218
5/16	.562	.546	.650	.280	.314	.280
3/8	.688	.669	.794	.341	.377	.341
7/16	.750	.728	.866	.403	.441	.403
1/2	.875	.850	1.010	.464	.504	.464
9/16	.938	.909	1.083	.526	.568	.526
5/8	1.062	1.031	1.227	.587	.631	.587
3/4	1.250	1.212	1.443	.710	.758	.710
7/8	1.438	1.394	1.660	.833	.885	.833
1	1.625	1.575	1.876	.956	1.012	.956
1 1/8	1.812	1.756	2.093	1.079	1.139	1.079
1 1/4	2.000	1.938	2.309	1.187	1.251	1.187
1 3/8	2.188	2.119	2.526	1.310	1.378	1.310
1 1/2	2.375	2.300	2.742	1.433	1.505	1.433
1 5/8	2.562	2.481	2.959	1.556	1.632	1.556
1 3/4	2.750	2.662	3.175	1.679	1.759	1.679
1 7/8	2.938	2.844	3.392	1.802	1.886	1.802
2	3.125	3.025	3.608	1.925	2.013	1.925
2 1/4	3.500	3.388	4.041	2.155	2.251	2.155
2 1/2	3.875	3.750	4.474	2.401	2.505	2.401
2 3/4	4.250	4.112	4.907	2.647	2.759	2.647
3	4.625	4.475	5.340	2.893	3.013	2.893
3 1/4	5.000	4.838	5.774	3.124	3.252	3.124
3 1/2	5.375	5.200	6.207	3.370	3.506	3.370
3 3/4	5.750	5.562	6.640	3.616	3.760	3.616
4	6.125	5.925	7.073	3.862	4.014	3.862

Specification Requirements:

- Dimensions: ASME B18.2.2.
- Material: 316 Stainless Steel.
- Thread requirements: ANSI B1.1 UNC & UNF Class 2B.
- Finish: Cleaned or descaled in accordance with ASTM A380.
- Product Marking: Manufacturer ID and Alloy Grade Marking
- Material Test Reports (If applicable): The MTR must have documented lot traceability, including full chemical and mechanical figures, to the specification(s) above.

Fastenal Product Standard: FNL.HHN.A194.G8

Heavy Hex Nuts, ASTM A194 Grade 8

Nominal Size	F Width Across Flats			G Width Across Corners		H Heavy Hex Thickness		
	Basic	Max	Min	Max	Min	Basic	Max	Min
1/4	1/2	0.500	0.488	0.577	0.556	15/64	0.250	0.218
5/16	9/16	0.562	0.546	0.650	0.622	19/64	0.314	0.280
3/8	11/16	0.688	0.669	0.794	0.763	23/64	0.377	0.341
7/16	3/4	0.750	0.728	0.866	0.830	27/64	0.441	0.403
1/2	7/8	0.875	0.850	1.010	0.969	31/64	0.504	0.464
9/16	15/16	0.938	0.909	1.083	1.037	35/64	0.568	0.526
5/8	1 1/16	1.062	1.031	1.227	1.175	39/64	0.631	0.587
3/4	1 1/4	1.250	1.212	1.443	1.382	47/64	0.758	0.710
7/8	1 7/16	1.438	1.394	1.660	1.589	55/64	0.885	0.833
1	1 5/8	1.625	1.575	1.876	1.796	63/64	1.012	0.956
1 1/8	1 13/16	1.812	1.756	2.093	2.002	1 7/64	1.139	1.079
1 1/4	2	2.000	1.938	2.309	2.209	1 7/32	1.251	1.187
1 3/8	2 3/16	2.188	2.119	2.526	2.416	1 11/32	1.378	1.310
1 1/2	2 3/8	2.375	2.300	2.742	2.622	1 15/32	1.505	1.433
1 5/8	2 9/16	2.532	2.481	2.959	2.828	1 19/32	1.632	1.556
1 3/4	2 3/4	2.750	2.662	3.175	3.035	1 23/32	1.759	1.679
1 7/8	2 15/16	2.938	2.844	3.392	3.242	1 27/32	1.886	1.802
2	3 1/8	3.125	3.025	3.608	3.449	1 31/32	2.013	1.925
2 1/4	3 1/2	3.500	3.388	4.041	3.862	2 13/64	2.251	2.155
2 1/2	3 7/8	3.875	3.750	4.474	4.275	2 29/64	2.505	2.401
2 3/4	4 1/4	4.250	4.112	4.907	4.688	2 45/64	2.759	2.647
3	4 5/8	4.625	4.475	5.340	5.102	2 61/64	3.013	2.893

Specification Requirements:

- Dimensions: ASME B18.2.2.
- Material & Mechanical Properties: ASTM A194 Grade 8.
- Thread requirements: ANSI B1.1 UNC, UNF, or UN8 Class 2B.
- Finish: Cleaned or descaled in accordance with ASTM A380.
- Product Marking: Manufacturer ID and "8" Grade Mark
- Material Test Reports (If applicable): The MTR must have documented lot traceability, including full chemical and mechanical figures, to the specification(s) above.

Fastenal Product Standard: FNL.HHJN.SS

Heavy Hex Jam Nut, 18-8 Stainless Steel

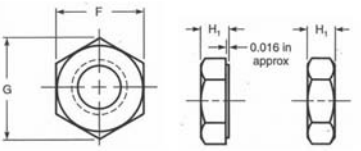

Nominal Size	F Width Across Flats		G Width Across Corners		H1 Thickness	
	Max.	Min.	Max.	Min.	Max.	Min.
1/4	.500	.488	.577	.556	.188	.156
5/16	.562	.546	.650	.622	.220	.186
3/8	.688	.669	.794	.763	.252	.216
7/16	.750	.728	.866	.830	.285	.247
1/2	.875	.850	1.010	.969	.317	.277
9/16	.938	.909	1.083	1.037	.349	.307
5/8	1.062	1.031	1.227	1.175	.381	.337
3/4	1.250	1.212	1.443	1.382	.446	.398
7/8	1.438	1.394	1.660	1.589	.510	.458
1	1.625	1.575	1.876	1.796	.575	.519
1 1/8	1.812	1.756	2.093	2.002	.639	.579
1 1/4	2.000	1.938	2.309	2.209	.751	.687
1 3/8	2.188	2.119	2.526	2.416	.815	.747
1 1/2	2.375	2.300	2.742	2.622	.880	.808
1 5/8	2.562	2.481	2.959	2.828	.944	.868
1 3/4	2.750	2.662	3.175	3.035	1.009	.929
1 7/8	2.938	2.844	3.392	3.242	1.073	.989
2	3.125	3.025	3.608	3.449	1.138	1.050
2 1/4	3.500	3.388	4.041	3.862	1.251	1.155
2 1/2	3.875	3.750	4.474	4.275	1.505	1.401
2 3/4	4.250	4.112	4.907	4.688	1.634	1.522
3	4.625	4.475	5.340	5.102	1.763	1.643
3 1/4	5.000	4.838	5.774	5.515	1.876	1.748
3 1/2	5.375	5.200	6.207	5.928	2.006	1.870
3 3/4	5.750	5.562	6.640	6.341	2.134	1.990
4	6.125	5.925	7.073	6.755	2.264	2.112

Specification Requirements:

- Dimensions: ASME B18.2.2.
- Material: 18-8 Stainless steel.
- Thread requirements: ANSI B1.1 UNC & UNF Class 2B.
- Finish: Cleaned and descaled in accordance with ASTM A380.
- Product Marking: Manufacturer ID and Alloy Grade Marking
- Material Test Reports (If applicable): The MTR must have documented lot traceability, including full chemical and mechanical figures, to the specification(s) above.

Fastenal Product Standard: FNL.HSN.SS

Hex Slotted Nuts, Stainless Steel

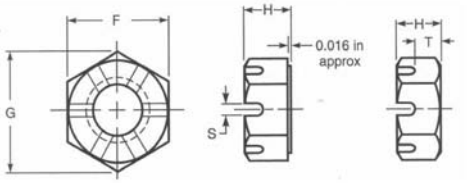

Nominal Size or Basic Major Dia of Thread		F Width Across Flats			G Width Across Corners		H Thickness			T Unslotted Thickness		S Width of Slot		Runout of Bearing Surface FIM
		Basic	Max	Min	Max	Min	Basic	Max	Min	Max	Min	Max	Min	Max
1/4	0.2500	7/16	0.438	0.428	0.505	0.488	7/32	0.226	0.212	0.14	0.12	0.10	0.07	0.015
5/16	0.3125	1/2	0.500	0.489	0.577	0.557	17/64	0.273	0.258	0.18	0.16	0.12	0.09	0.016
3/8	0.3750	9/16	0.562	0.551	0.650	0.628	21/64	0.337	0.320	0.21	0.19	0.15	0.12	0.018
7/16	0.4375	11/16	0.688	0.675	0.794	0.768	3/8	0.385	0.365	0.23	0.21	0.15	0.12	0.018
1/2	0.5000	3/4	0.750	0.736	0.866	0.840	7/16	0.448	0.427	0.29	0.27	0.18	0.15	0.019
9/16	0.5625	7/8	0.875	0.861	1.010	0.982	31/64	0.496	0.473	0.31	0.29	0.18	0.15	0.020
5/8	0.6250	15/16	0.938	0.922	1.083	1.051	35/64	0.559	0.535	0.34	0.32	0.24	0.18	0.021
3/4	0.7500	1-1/8	1.125	1.088	1.299	1.240	41/64	0.665	0.617	0.40	0.38	0.24	0.18	0.023
7/8	0.8750	1-5/16	1.312	1.269	1.516	1.447	3/4	0.776	0.724	0.52	0.49	0.24	0.18	0.025
1	1.0000	1-1/2	1.500	1.450	1.732	1.653	55/64	0.887	0.831	0.59	0.56	0.30	0.24	0.027
1-1/8	1.1250	1-11/16	1.688	1.631	1.949	1.859	31/32	0.999	0.939	0.64	0.61	0.33	0.24	0.030
1-1/4	1.2500	1-7/8	1.875	1.812	2.165	2.066	1-1/16	1.094	1.030	0.70	0.67	0.40	0.31	0.033
1-3/8	1.3750	2-1/16	2.062	1.994	2.382	2.273	1-11/64	1.206	1.138	0.82	0.78	0.40	0.31	0.036
1-1/2	1.5000	2-1/4	2.250	2.175	2.598	2.480	1-9/32	1.317	1.245	0.86	0.82	0.46	0.37	0.039

Specification Requirements:

- Dimensions: ASME/ANSI B18.2.2.
- Material: 18-8 Stainless Steel.
- Thread requirements: ASME B1.1, Class 2B.
- Finish: Cleaned or descaled in accordance with ASTM A380.
- Material Test Reports (If applicable): The MTR must have documented lot traceability, including full chemical and mechanical figures, to the specification(s) above.

Lock Nuts, Flange Nuts

Fastenal Product Standard: FNL.NYLKJ.SS

Hex Jam Nylon Insert Locknuts, 18-8 Stainless Steel, (NTE)

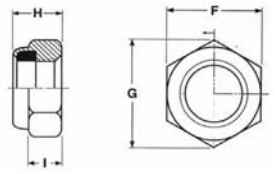

	Size	H Thickness Max.	H Thickness Min.	F Width Across Flats Max.	F Width Across Flats Min.	G Width Across Corners Min.	I Side Height Ref.
NTE	6	.140	.110	.313	.243	.339	.090
	8	.187	.157	.345	.305	.374	.110
	10	.187	.157	.376	.336	.410	.110
	1/4	.218	.188	.439	.430	.482	.125
	5/16	.265	.235	.502	.492	.552	1.58
	3/8	.281	.251	.564	.553	.622	1.50
	7/16	.328	.298	.627	.615	.694	.225
	1/2	.328	.298	.752	.741	.837	.190
	9/16	.374	.344	.877	.865	.978	.225
	5/8	.406	.376	.940	.928	1.051	.265
	3/4	.421	.391	1.064	1.052	1.191	.288
	7/8	.484	.454	1.252	1.239	1.403	.340
	1	.578	.516	1.440	1.427	1.615	.405

Specification Requirements:

- Dimensions: See dimensions above.
- Material: 18-8 Stainless steel.
- Prevailing Torque: IFI 100/107, with a clamp load of 50% of Grade A.
- Thread requirements: ASME B1.1 UNC and UNF, Class 2B.
- Finish: Clean or descale in accordance with ASTM A380, and waxed.
- Material Test Reports (If applicable): The MTR must have documented lot traceability, including full chemical and mechanical figures, to the specification(s) above.

Fastenal Product Standard: FNL.HFN.SS

Serrated Hex Flange Nuts, 18-8 Stainless Steel

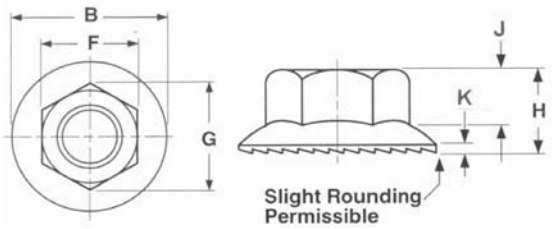

Nominal Size or Basic Major Dia of Thread		F Width Across Flats Max	F Width Across Flats Min	G Width Across Corners Max	G Width Across Corners Min	B Flange Diameter Max	B Flange Diameter Min	H Nut Thickness Max	H Nut Thickness Min	J Wrenching Length Min	K Flange Thickness Min	Angularity of Bearing Surface Max
No. 6	0.1380	0.312	0.302	0.361	0.342	0.422	0.406	0.171	0.156	0.10	0.02	0.014
8	0.1640	0.344	0.334	0.397	0.381	0.469	0.452	0.203	0.187	0.13	0.02	0.016
10	0.1900	0.375	0.365	0.433	0.416	0.500	0.480	0.219	0.203	0.13	0.03	0.017
12	0.2160	0.438	0.428	0.505	0.488	0.594	0.574	0.236	0.222	0.14	0.04	0.020
1/4	0.2500	0.438	0.428	0.505	0.488	0.594	0.574	0.236	0.222	0.14	0.04	0.020
5/16	0.3125	0.500	0.489	0.577	0.557	0.680	0.660	0.283	0.268	0.17	0.04	0.023
3/8	0.3750	0.562	0.551	0.650	0.628	0.750	0.728	0.347	0.330	0.23	0.04	0.025
7/16	0.4375	0.688	0.675	0.794	0.768	0.937	0.910	0.395	0.375	0.26	0.04	0.032
1/2	0.5000	0.750	0.736	0.866	0.840	1.031	1.000	0.458	0.437	0.31	0.05	0.035
9/16	0.5625	0.875	0.861	1.010	0.982	1.188	1.155	0.506	0.483	0.35	0.05	0.040
5/8	0.6250	0.938	0.922	1.083	1.051	1.281	1.248	0.569	0.545	0.40	0.05	0.044
3/4	0.7500	1.125	1.088	1.299	1.240	1.500	1.460	0.675	0.627	0.46	0.06	0.051

Specification Requirements:

- Dimensions: IFI-145, with serrations.
- Material: 18-8 Stainless steel.
- Thread requirements: ANSI B1.1 UNC & 8 UNF, Class 2B.
- Finish: Clean and descale per ASTM A380.
- Material Test Reports (If applicable): The MTR must have documented lot traceability, including full chemical and mechanical figures, to the specification(s) above.

Fastenal Product Standard: FNL.HFN.316

Serrated Hex Flange Nuts, 316 Stainless Steel

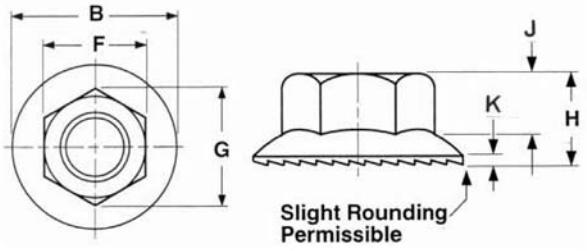

Nominal Size or Basic Major Dia of Thread		F Width Across Flats Max	F Width Across Flats Min	G Width Across Corners Max	G Width Across Corners Min	B Flange Diameter Max	B Flange Diameter Min	H Nut Thickness Max	H Nut Thickness Min	J Wrenching Length Min	K Flange Thickness Min	Angularity of Bearing Surface Max
No. 6	0.1380	0.312	0.302	0.361	0.342	0.422	0.406	0.171	0.156	0.10	0.02	0.014
8	0.1640	0.344	0.334	0.397	0.381	0.469	0.452	0.203	0.187	0.13	0.02	0.016
10	0.1900	0.375	0.365	0.433	0.416	0.500	0.480	0.219	0.203	0.13	0.03	0.017
12	0.2160	0.438	0.428	0.505	0.488	0.594	0.574	0.236	0.222	0.14	0.04	0.020
1/4	0.2500	0.438	0.428	0.505	0.488	0.594	0.574	0.236	0.222	0.14	0.04	0.020
5/16	0.3125	0.500	0.489	0.577	0.557	0.680	0.660	0.283	0.268	0.17	0.04	0.023
3/8	0.3750	0.562	0.551	0.650	0.628	0.750	0.728	0.347	0.330	0.23	0.04	0.025
7/16	0.4375	0.688	0.675	0.794	0.768	0.937	0.910	0.395	0.375	0.26	0.04	0.032
1/2	0.5000	0.750	0.736	0.866	0.840	1.031	1.000	0.458	0.437	0.31	0.05	0.035
9/16	0.5625	0.875	0.861	1.010	0.982	1.188	1.155	0.506	0.483	0.35	0.05	0.040
5/8	0.6250	0.938	0.922	1.083	1.051	1.281	1.248	0.569	0.545	0.40	0.05	0.044
3/4	0.7500	1.125	1.088	1.299	1.240	1.500	1.460	0.675	0.627	0.46	0.06	0.051

Specification Requirements:

- Dimensions: IFI-145, with serrations.
- Material: 316 Stainless steel.
- Thread requirements: ANSI B1.1 UNC & 8 UNF, Class 2B.
- Finish: Clean and descale per ASTM A380.
- Material Test Reports (If applicable): The MTR must have documented lot traceability, including full chemical and mechanical figures, to the specification(s) above.

Fastenal Product Standard: FNL.KLN.SS

K-Lock Nuts, 18-8 Stainless Steel

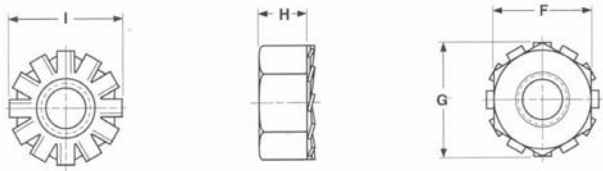

Nominal Size or Basic Thread Diameter	F Width Across Flats Basic	F Width Across Flats Max.	F Width Across Flats Min.	G Width Across Corners Max.	G Width Across Corners Min.	H Thickness Max.	H Thickness Min.
4-40 NC	1/4	.250	.241	0.286	0.277	.098	.087
5-40 NC	1/4	.250	.241	0.289	0.275	.098	.087
6-32 NC	5/16	.312	.302	0.348	0.338	.114	.102
8-32 NC	11/32	.344	.332	0.381	0.37	.130	.117
10-24 NC (32NF)	3/8	.375	.362	0.406	0.396	.130	.117
1/4-20 NC	7/16	.438	.423	0.506	0.494	.193	.178
5/16-18 NC	1/2	.500	.489	0.592	0.579	.273	.258
3/8-16 NC	9/16	.562	.551	0.665	0.651	.337	.320

Specification Requirements:

- Dimensions: Refer to figures above.
- Material: 18-8 Stainless steel.
- Thread requirements: ANSI B1.1 Class 2B.
- Finish: Cleaned or descaled in accordance with ASTM A380.
- Material Test Reports (If applicable): The MTR must have documented lot traceability, including full chemical and mechanical figures, to the specification(s) above.

FASTENER STANDARDS

Lock Nuts, Wing Nuts, Square Nuts

Fastenal Product Standard: FNL.FLEXN.SS

Flex-Type Full Lock Nuts, 18-8 Stainless Steel

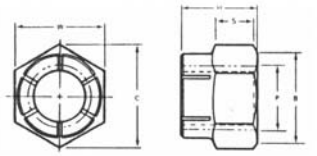

Size	B	C	H	P	S	W	
	Min.	Min.	Max.	Max.	Min.	Max.	Min.
#4-40	.243	.277	.155	.155	.050	.251	.243
#4-48	.243	.277	.155	.155	.050	.251	.243
#6-32	.305	.347	.180	.181	.075	.313	.305
#6-40	.305	.347	.180	.181	.075	.313	.305
#8-32	.336	.383	.243	.208	.105	.345	.336
#8-36	.336	.383	.243	.208	.105	.345	.336
#10-24	.367	.419	.243	.230	.085	.376	.367
#10-32	.367	.419	.243	.230	.085	.376	.367
1/4-20	.430	.491	.290	.293	.122	.439	.430
1/4-28	.430	.491	.320	.293	.135	.439	.430
5/16-18	.492	.561	.353	.356	.150	.502	.492
5/16-24	.492	.561	.353	.356	.150	.502	.492
3/8-16	.533	.631	.462	.418	.210	.564	.553
3/8-24	.553	.631	.462	.418	.210	.564	.553
7/16-14	.616	.703	.462	.487	.210	.627	.616
7/16-20	.616	.703	.462	.487	.210	.627	.616
1/2-13	.741	.846	.602	.551	.285	.752	.741
1/2-20	.741	.846	.602	.551	.285	.752	.741
9/16-12	.865	.987	.696	.614	.385	.877	.865
9/16-18	.865	.987	.696	.614	.385	.877	.865
5/8-11	.928	1.059	.759	.676	.410	.940	.928
5/8-18	.928	1.059	.759	.676	.410	.940	.928
3/4-10	1.052	1.200	.884	.807	.505	1.064	1.052
3/4-16	1.052	1.200	.884	.807	.505	1.064	1.052
7/8-9	1.239	1.414	1.009	.938	.570	1.252	1.239
7/8-14	1.239	1.414	1.009	.938	.570	1.252	1.239
1-8	1.427	1.628	1.134	1.064	.635	1.440	1.427
1-14	1.427	1.628	1.134	1.064	.635	1.440	1.427
1 1/8-12	1.614	1.842	1.259	1.191	.710	1.627	1.614
1 1/4-12	1.801	2.056	1.446	1.315	.795	1.814	1.801
1 3/8-12	1.988	2.269	1.509	1.440	.815	2.002	1.988
1 1/2-12	2.176	2.484	1.759	1.565	.970	2.190	2.176

Specification Requirements:

- Dimensions: See dimensions above.
- Material: 18-8 Stainless Steel.
- Threads: ASME B1.1, Class 2B.
- Finish: Cleaned or descaled in accordance with ASTM A380.
- Material Test Reports: (If applicable) The MTR must have documented lot traceability, including full chemical and mechanical figures, to the specification(s) above.

Fastenal Product Standard: FNL.WN.SS

Wing Nuts, 18-8 Stainless Steel

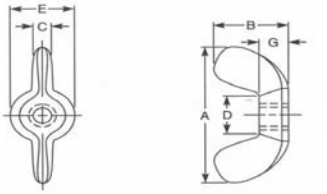

Nominal Size or Basic Major Dia of Thread	Threads per Inch	Series	Nut Blank Size (Ref)	A Wing Spread		B Wing Height		C Wing Thickness		D Between Wings		E Boss Diameter		G Boss Height	
				Max	Min	Max	Min	Max	Min	Max	Min	Max	Min	Max	Min
3 (0.0990)	48 & 56	Heavy	AA	0.72	0.59	0.41	0.28	0.11	0.07	0.21	0.17	0.33	0.29	0.14	0.10
4 (0.1120)	40 & 48	Heavy	AA	0.72	0.59	0.41	0.28	0.11	0.07	0.21	0.17	0.33	0.29	0.14	0.10
5 (0.1250)	40 & 44	Light Heavy	**AA** A	**0.72** 0.91	**0.59** 0.78	**0.41** 0.47	**0.28** 0.34	**0.11** 0.14	**0.07** 0.10	**0.21** 0.27	**0.17** 0.22	**0.33** 0.43	**0.29** 0.39	**0.14** 0.18	**0.10** 0.14
6 (0.1380)	32 & 40	Light Heavy	AA **A**	0.72 **0.91**	0.59 **0.78**	0.41 **0.47**	0.28 **0.34**	0.11 **0.14**	0.07 **0.10**	0.21 **0.27**	0.17 **0.22**	0.33 **0.43**	0.29 **0.39**	0.14 **0.18**	0.10 **0.14**
8 (0.1640)	32 & 36	Light Heavy	**A** B	**0.91** 1.10	**0.78** 0.97	**0.47** 0.57	**0.34** 0.43	**0.14** 0.18	**0.10** 0.14	**0.27** 0.33	**0.22** 0.26	**0.43** 0.50	**0.39** 0.45	**0.18** 0.22	**0.14** 0.17
10 (0.1900)	24 & 32	Light Heavy	**A** B	**0.91** 1.10	**0.78** 0.97	**0.47** 0.57	**0.34** 0.43	**0.14** 0.18	**0.10** 0.14	**0.27** 0.33	**0.22** 0.26	**0.43** 0.50	**0.39** 0.45	**0.18** 0.22	**0.14** 0.17
12 (0.2160)	24 & 28	Light Heavy	**B** C	**1.10** 1.25	**0.97** 1.12	**0.57** 0.66	**0.43** 0.53	**0.18** 0.21	**0.14** 0.17	**0.33** 0.39	**0.26** 0.32	**0.50** 0.58	**0.45** 0.51	**0.22** 0.25	**0.17** 0.20
1/4 (0.2500)	20 & 28	Light Regular Heavy	**B** C D	**1.10** 1.25 1.44	**0.97** 1.12 1.31	**0.57** 0.66 0.79	**0.43** 0.53 0.65	**0.18** 0.21 0.24	**0.14** 0.17 0.20	**0.33** 0.39 0.48	**0.26** 0.32 0.42	**0.50** 0.58 0.70	**0.45** 0.51 0.64	**0.22** 0.25 0.30	**0.17** 0.20 0.26
5/16 (0.3125)	18 & 24	Light Regular Heavy	**C** D E	**1.25** 1.44 1.94	**1.12** 1.31 1.81	**0.66** 0.79 1.00	**0.53** 0.65 0.87	**0.21** 0.24 0.33	**0.17** 0.20 0.26	**0.39** 0.48 0.65	**0.32** 0.42 0.54	**0.58** 0.70 0.93	**0.51** 0.64 0.86	**0.25** 0.30 0.39	**0.20** 0.26 0.35
3/8 (0.3750)	16 & 24	Light Regular	**D** E	**1.44** 1.94	**1.31** 1.81	**0.79** 1.00	**0.65** 0.87	**0.24** 0.33	**0.20** 0.26	**0.48** 0.65	**0.42** 0.54	**0.70** 0.93	**0.64** 0.86	**0.30** 0.39	**0.26** 0.35
7/16 (0.4375)	14 & 20	Light Heavy	**E** F	**1.94** 2.76	**1.81** 2.62	**1.00** 1.44	**0.87** 1.31	**0.33** 0.40	**0.26** 0.34	**0.65** 0.90	**0.54** 0.80	**0.93** 1.19	**0.86** 1.13	**0.39** 0.55	**0.35** 0.51
1/2 (0.5000)	13 & 20	Light Heavy	**E** F	**1.94** 2.76	**1.81** 2.62	**1.00** 1.44	**0.87** 1.31	**0.33** 0.40	**0.26** 0.34	**0.65** 0.90	**0.54** 0.80	**0.93** 1.19	**0.86** 1.13	**0.39** 0.55	**0.35** 0.51
9/16 (0.5625)	12 & 18	Heavy	F	2.76	2.62	1.44	1.31	0.40	0.34	0.90	0.80	1.19	1.13	0.55	0.51
5/8 (0.6250)	11 & 18	Heavy	F	2.76	2.62	1.44	1.31	0.40	0.34	0.90	0.80	1.19	1.13	0.55	0.51
3/4 (0.7500)	10 & 16	Heavy	F	2.76	2.62	1.44	1.31	0.40	0.34	0.90	0.80	1.19	1.13	0.55	0.51

Specification Requirements:

- Dimensions: ASME B18.6, Type A.
- Material: 18-8 Stainless steel.
- Thread requirements: ANSI B1.1 Class 2B.
- Finish: Cleaned or descaled in accordance with ASTM A380.
- Material Test Reports: (If applicable) The MTR must have documented lot traceability, including full chemical and mechanical figures, to the specification(s) above.

Fastenal Product Standard: FNL.WN.316

Wing Nuts, 316 Stainless Steel

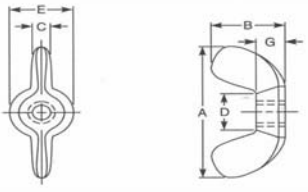

Nominal Size or Basic Major Dia of Thread	Threads per Inch	Series	Nut Blank Size (Ref)	A Wing Spread		B Wing Height		C Wing Thickness		D Between Wings		E Boss Diameter		G Boss Height	
				Max	Min	Max	Min	Max	Min	Max	Min	Max	Min	Max	Min
3 (0.0990)	48 & 56	Heavy	AA	0.72	0.59	0.41	0.28	0.11	0.07	0.21	0.17	0.33	0.29	0.14	0.10
4 (0.1120)	40 & 48	Heavy	AA	0.72	0.59	0.41	0.28	0.11	0.07	0.21	0.17	0.33	0.29	0.14	0.10
5 (0.1250)	40 & 44	Light Heavy	**AA** A	**0.72** 0.91	**0.59** 0.78	**0.41** 0.47	**0.28** 0.34	**0.11** 0.14	**0.07** 0.10	**0.21** 0.27	**0.17** 0.22	**0.33** 0.43	**0.29** 0.39	**0.14** 0.18	**0.10** 0.14
6 (0.1380)	32 & 40	Light Heavy	AA **A**	0.72 **0.91**	0.59 **0.78**	0.41 **0.47**	0.28 **0.34**	0.11 **0.14**	0.07 **0.10**	0.21 **0.27**	0.17 **0.22**	0.33 **0.43**	0.29 **0.39**	0.14 **0.18**	0.10 **0.14**
8 (0.1640)	32 & 36	Light Heavy	**A** B	**0.91** 1.10	**0.78** 0.97	**0.47** 0.57	**0.34** 0.43	**0.14** 0.18	**0.10** 0.14	**0.27** 0.33	**0.22** 0.26	**0.43** 0.50	**0.39** 0.45	**0.18** 0.22	**0.14** 0.17
10 (0.1900)	24 & 32	Light Heavy	**A** B	**0.91** 1.10	**0.78** 0.97	**0.47** 0.57	**0.34** 0.43	**0.14** 0.18	**0.10** 0.14	**0.27** 0.33	**0.22** 0.26	**0.43** 0.50	**0.39** 0.45	**0.18** 0.22	**0.14** 0.17
12 (0.2160)	24 & 28	Light Heavy	**B** C	**1.10** 1.25	**0.97** 1.12	**0.57** 0.66	**0.43** 0.53	**0.18** 0.21	**0.14** 0.17	**0.33** 0.39	**0.26** 0.32	**0.50** 0.58	**0.45** 0.51	**0.22** 0.25	**0.17** 0.20
1/4 (0.2500)	20 & 28	Light Regular Heavy	**B** C D	**1.10** 1.25 1.44	**0.97** 1.12 1.31	**0.57** 0.66 0.79	**0.43** 0.53 0.65	**0.18** 0.21 0.24	**0.14** 0.17 0.20	**0.33** 0.39 0.48	**0.26** 0.32 0.42	**0.50** 0.58 0.70	**0.45** 0.51 0.64	**0.22** 0.25 0.30	**0.17** 0.20 0.26
5/16 (0.3125)	18 & 24	Light Regular Heavy	**C** D E	**1.25** 1.44 1.94	**1.12** 1.31 1.81	**0.66** 0.79 1.00	**0.53** 0.65 0.87	**0.21** 0.24 0.33	**0.17** 0.20 0.26	**0.39** 0.48 0.65	**0.32** 0.42 0.54	**0.58** 0.70 0.93	**0.51** 0.64 0.86	**0.25** 0.30 0.39	**0.20** 0.26 0.35
3/8 (0.3750)	16 & 24	Light Regular	**D** E	**1.44** 1.94	**1.31** 1.81	**0.79** 1.00	**0.65** 0.87	**0.24** 0.33	**0.20** 0.26	**0.48** 0.65	**0.42** 0.54	**0.70** 0.93	**0.64** 0.86	**0.30** 0.39	**0.26** 0.35
7/16 (0.4375)	14 & 20	Light Heavy	**E** F	**1.94** 2.76	**1.81** 2.62	**1.00** 1.44	**0.87** 1.31	**0.33** 0.40	**0.26** 0.34	**0.65** 0.90	**0.54** 0.80	**0.93** 1.19	**0.86** 1.13	**0.39** 0.55	**0.35** 0.51
1/2 (0.5000)	13 & 20	Light Heavy	**E** F	**1.94** 2.76	**1.81** 2.62	**1.00** 1.44	**0.87** 1.31	**0.33** 0.40	**0.26** 0.34	**0.65** 0.90	**0.54** 0.80	**0.93** 1.19	**0.86** 1.13	**0.39** 0.55	**0.35** 0.51
9/16 (0.5625)	12 & 18	Heavy	F	2.76	2.62	1.44	1.31	0.40	0.34	0.90	0.80	1.19	1.13	0.55	0.51
5/8 (0.6250)	11 & 18	Heavy	F	2.76	2.62	1.44	1.31	0.40	0.34	0.90	0.80	1.19	1.13	0.55	0.51
3/4 (0.7500)	10 & 16	Heavy	F	2.76	2.62	1.44	1.31	0.40	0.34	0.90	0.80	1.19	1.13	0.55	0.51

Specification Requirements:

- Dimensions: ASME B18.6, Type A.
- Material: 316 Stainless steel.
- Thread requirements: ANSI B1.1 Class 2B.
- Finish: Cleaned or descaled in accordance with ASTM A380.
- Material Test Reports: (If applicable) The MTR must have documented lot traceability, including full chemical and mechanical figures, to the specification(s) above.

Fastenal Product Standard: FNL.SQ.N.SS

Square Nuts, 18-8 Stainless Steel

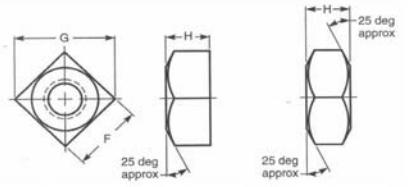

Nominal Size or Basic Major Dia of Thread		F Width Across Flats			G Width Across Corners		H Thickness		
		Basic	Max	Min	Max	Min	Basic	Max	Min
1/4	0.2500	7/16	0.438	0.425	0.619	0.554	7/32	0.235	0.203
5/16	0.3125	9/16	0.562	0.547	0.795	0.721	17/64	0.283	0.249
3/8	0.3750	5/8	0.625	0.606	0.884	0.802	21/64	0.346	0.310
7/16	0.4375	3/4	0.750	0.728	1.061	0.970	3/8	0.394	0.356
1/2	0.5000	13/16	0.812	0.788	1.149	1.052	7/16	0.458	0.418
5/8	0.6250	1	1.000	0.969	1.414	1.300	35/64	0.569	0.525
3/4	0.7500	1-1/8	1.125	1.088	1.591	1.464	21/32	0.680	0.632
7/8	0.8750	1-5/16	1.312	1.269	1.856	1.712	49/64	0.792	0.740
1	1.0000	1-1/2	1.500	1.450	2.121	1.961	7/8	0.903	0.847
1-1/8	1.1250	1-11/16	1.688	1.631	2.386	2.209	1	1.030	0.970
1-1/4	1.2500	1-7/8	1.875	1.812	2.652	2.458	1-3/32	1.126	1.062
1-3/8	1.3750	2-1/16	2.062	1.994	2.917	2.708	1-13/64	1.237	1.169
1-1/2	1.5000	2-1/4	2.250	2.175	3.182	2.956	1-5/16	1.348	1.276

Specification Requirements:

- Dimensions: ASME/ANSI B18.2.2.
- Material: 18-8 Stainless Steel.
- Thread requirements: ASME B1.1, UNC & UNF Class 2B.
- Finish: Cleaned or descaled in accordance with ASTM A380.
- Material Test Reports: (If applicable) The MTR must have documented lot traceability, including full chemical and mechanical figures, to the specification(s) above.

Acorn Nuts, Finishing Washers, Flat Washers

Fastenal Product Standard: FNL.ACORN.SS

Acorn Nuts, Low Crown One Piece, Stainless Steel

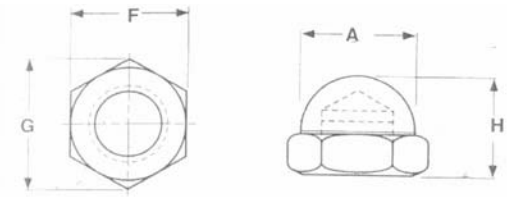

Size	F Width Across Flats		H Thickness		G Width Across Corners	
	Max.	Min.	Max.	Min.	Max.	Min.
6-32	.312	.302	.276	.244	.361	.344
6-40	.312	.302	.276	.244	.361	.344
8-32	.312	.302	.276	.244	.361	.344
8-36	.312	.302	.276	.244	.361	.344
10-24	.375	.362	.335	.303	.433	.413
10-32	.375	.362	.335	.303	.433	.413
1/4-20	.438	.423	.402	.362	.505	.482
1/4-28	.438	.423	.402	.362	.505	.482
5/16-18	.562	.545	.484	.444	.650	.621
5/16-24	.562	.545	.484	.444	.650	.621
3/8-16	.625	.607	.520	.480	.722	.692
3/8-24	.625	.607	.520	.480	.722	.692
7/16-14	.625	.612	.540	.500	.722	.698
7/16-20	.625	.612	.540	.500	.722	.698
1/2-13	.750	.736	.563	.524	.866	.840
1/2-20	.750	.736	.563	.524	.866	.840
5/8-11	.938	.922	.827	.787	1.08	1.05
5/8-18	.938	.922	.827	.787	1.08	1.05
3/4-10	1.125	1.09	1.12	1.08	1.30	1.24
3/4-16	1.125	1.09	1.12	1.08	1.30	1.24

Specification Requirements:

- Dimensions: Refer to dimensions above.
- Material: 18-8 Stainless steel.
- Thread requirements: ANSI B1.1 UNC, Class 2B. (Fastenal will inspect and accept parts with a 1B no-go gauge)
- Finish: Cleaned or descaled in accordance with ASTM A380.
- Material Test Reports: (If applicable) The MTR must have documented lot traceability, including full chemical and mechanical figures, to the specification(s) above.

Fastenal Product Standard: FNL.ACORN.316

Acorn Nuts, Low Crown One Piece, 316 Stainless Steel

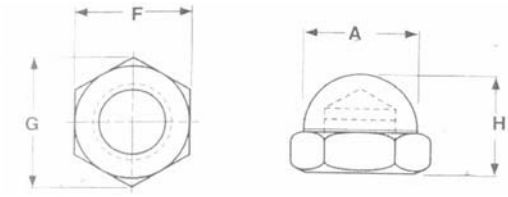

Size	F Width Across Flats		H Thickness		G Width Across Corners	
	Max.	Min.	Max.	Min.	Max.	Min.
6-32	.312	.302	.276	.244	.361	.344
6-40	.312	.302	.276	.244	.361	.344
8-32	.312	.302	.276	.244	.361	.344
8-36	.312	.302	.276	.244	.361	.344
10-24	.375	.362	.335	.303	.433	.413
10-32	.375	.362	.335	.303	.433	.413
1/4-20	.438	.423	.402	.362	.505	.482
1/4-28	.438	.423	.402	.362	.505	.482
5/16-18	.562	.545	.484	.444	.650	.621
5/16-24	.562	.545	.484	.444	.650	.621
3/8-16	.625	.607	.520	.480	.722	.692
3/8-24	.625	.607	.520	.480	.722	.692
7/16-14	.625	.612	.540	.500	.722	.698
7/16-20	.625	.612	.540	.500	.722	.698
1/2-13	.750	.736	.563	.524	.866	.840
1/2-20	.750	.736	.563	.524	.866	.840
5/8-11	.938	.922	.827	.787	1.08	1.05
5/8-18	.938	.922	.827	.787	1.08	1.05
3/4-10	1.125	1.09	1.12	1.08	1.30	1.24
3/4-16	1.125	1.09	1.12	1.08	1.30	1.24

Specification Requirements:

- Dimensions: See dimensions above.
- Material: 316 Stainless steel.
- Thread requirements: ANSI B1.1 UNC, Class 2B. (Fastenal will inspect and accept parts with a 1B no-go gauge)
- Finish: Cleaned or descaled in accordance with ASTM A380.
- Material Test Reports: (If applicable) The MTR must have documented lot traceability, including full chemical and mechanical figures, to the specification(s) above.

Fastenal Product Standard: FNL.WASH.FIN.SS

Countersunk Finishing Washer, 18-8 Stainless Steel

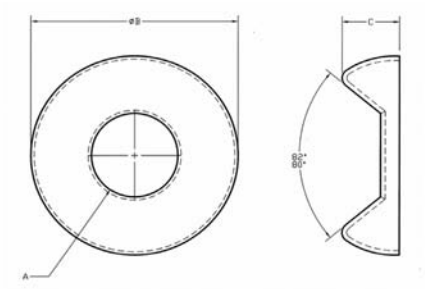

Size	A		B	C		Material Thickness	
	Max.	Min.	+/-.010"	Max.	Min.	Max.	Min.
4	.150	.120	3/8	.096	.076	0.036	0.015
6	.200	.170	15/32	.102	.082	0.036	0.015
8	.210	.180	17/32	.112	.092	0.036	0.015
10	.265	.235	19/32	.122	.102	0.036	0.015
12	.289	.259	21/32	.156	.136	0.051	0.031
1/4	.335	.305	25/32	.170	.150	0.051	0.031
5/16	.409	.373	15/16	.222	.202	0.051	0.031
3/8	.460	.425	1 1/4	.260	.240	0.051	0.031

Specification Requirements:

- Dimensions: See dimensions above.
- Material: 18-8 Stainless Steel
- Finish: Cleaned or Descaled.
- Material Test Reports: (If applicable) The MTR must have documented lot traceability, including full chemical and mechanical figures, to the specification(s) above

Fastenal Product Standard: FNL.FW.LGOD.SS

Flat Washer, Large OD, 18-8 Stainless Steel

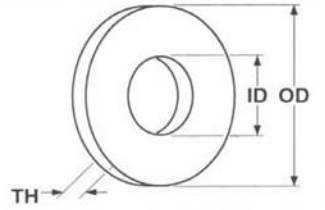

Size	O.D.		I.D.		Thickness	
	Min.	Max.	Min.	Max.	Min.	Max.
2	.245	.270	.099	.119	.022	.042
4	.307	.320	.120	.133	.025	.042
6	.370	.395	.158	.168	.022	.042
8	.432	.457	.164	.184	.022	.042
10	.433	.458	.193	.213	.022	.042
12	.495	.505	.253	.263	.033	.047
1/4	.720	.730	.280	.290	.043	.057
5/16	.745	.755	.339	.349	.043	.057
3/8	.870	.880	.401	.411	.043	.057
7/16	1.120	1.130	.495	.505	.055	.070
1/2	1.245	1.255	.555	.567	.055	.070
9/16	1.055	1.067	.620	.630	.068	.088
5/8	1.495	1.505	.683	.692	.068	.088
3/4	1.745	1.755	.810	.820	.095	.110
7/8	1.995	2.005	.932	.942	.095	.110
1	1.995	2.005	1.057	1.067	.113	.123
1 1/8	2.495	2.505	1.182	1.192	.113	.123
1 1/4	2.745	2.755	1.307	1.317	.113	.123
1 1/2	3.245	3.255	1.555	1.567	.130	.150

Specification Requirements:

- Dimensions: See dimensions above.
- Material: 18-8 Stainless steel.
- Finish: Cleaned or Descaled
- Material Test Reports: (If applicable) The MTR must have documented lot traceability, including full chemical and mechanical figures, to the specification(s) above.

Flat Washers

Fastenal Product Standard: FNL.FW.LGOD.316

Flat Washer, Large OD, 316 Stainless Steel

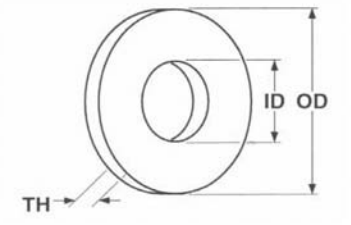

Size	O.D.		I.D.		Thickness	
	Min.	Max.	Min.	Max.	Min.	Max.
2	.245	.270	.099	.119	.022	.042
4	.307	.320	.120	.133	.025	.042
6	.370	.395	.158	.168	.022	.042
8	.432	.457	.164	.184	.022	.042
10	.433	.458	.193	.213	.022	.042
12	.495	.505	.253	.263	.033	.047
1/4	.720	.730	.280	.290	.043	.057
5/16	.745	.755	.339	.349	.043	.057
3/8	.870	.880	.401	.411	.043	.057
7/16	1.120	1.130	.495	.505	.055	.070
1/2	1.245	1.255	.555	.567	.055	.070
9/16	1.055	1.067	.620	.630	.068	.088
5/8	1.495	1.505	.683	.692	.068	.088
3/4	1.745	1.755	.810	.820	.095	.110
7/8	1.995	2.005	.932	.942	.095	.110
1	1.995	2.005	1.057	1.067	.113	.123
1 1/8	2.495	2.505	1.182	1.192	.113	.123
1 1/4	2.745	2.755	1.307	1.317	.113	.123
1 1/2	3.245	3.255	1.555	1.567	.130	.150

Specification Requirements:

- Dimensions: See dimensions above.
- Material: 316 Stainless steel.
- Finish: Cleaned or Descaled
- Material Test Reports: (If applicable) The MTR must have documented lot traceability, including full chemical and mechanical figures, to the specification(s) above.

Fastenal Product Standard: FNL.FW.SMOD.SS

Flat Washer, Small OD, 18-8 Stainless Steel

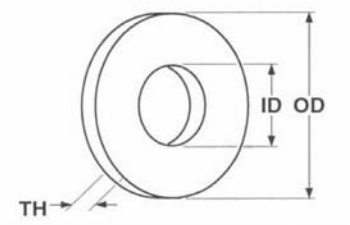

Size	O.D.		I.D.		Thickness	
	Min.	Max.	Min.	Max.	Min.	Max.
2	.245	.270	.083	.103	.022	.042
4	.245	.250	.125	.130	.017	.029
6	.307	.320	.151	.164	.027	.048
8	.370	.395	.164	.184	.022	.042
10	.433	.458	.193	.213	.022	.042
12	.495	.505	.253	.263	.033	.047
1/4	.720	.730	.280	.290	.043	.057
5/16	.745	.755	.339	.349	.043	.057
3/8	.870	.880	.401	.411	.043	.057
7/16	1.120	1.130	.495	.505	.055	.070
1/2	1.245	1.255	.555	.567	.055	.070
9/16	1.055	1.067	.620	.630	.068	.088
5/8	1.495	1.505	.683	.692	.068	.088
3/4	1.745	1.755	.810	.820	.095	.110
7/8	1.995	2.005	.932	.942	.095	.110
1	1.995	2.005	1.057	1.067	.113	.123
1 1/8	2.495	2.505	1.182	1.192	.113	.123
1 1/4	2.745	2.755	1.307	1.317	.113	.123
1 1/2	3.245	3.255	1.555	1.567	.130	.150

Specification Requirements:

- Dimensions: See dimensions above.
- Material: 18-8 Stainless steel.
- Finish: Cleaned or descaled
- Material Test Reports: (If applicable) The MTR must have documented lot traceability, including full chemical and mechanical figures, to the specification(s) above.

Fastenal Product Standard: FNL.FW.SMOD.316

Flat Washer, Small OD, 316 Stainless Steel

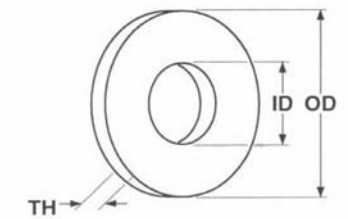

Size	O.D.		I.D.		Thickness	
	Min.	Max.	Min.	Max.	Min.	Max.
2	.245	.270	.083	.103	.022	.042
4	.245	.250	.125	.130	.017	.029
6	.307	.320	.151	.164	.027	.048
8	.370	.395	.164	.184	.022	.042
10	.433	.458	.193	.213	.022	.042
12	.495	.505	.253	.263	.033	.047
1/4	.720	.730	.280	.290	.043	.057
5/16	.745	.755	.339	.349	.043	.057
3/8	.870	.880	.401	.411	.043	.057
7/16	1.120	1.130	.495	.505	.055	.070
1/2	1.245	1.255	.555	.567	.055	.070
9/16	1.055	1.067	.620	.630	.068	.088
5/8	1.495	1.505	.683	.692	.068	.088
3/4	1.745	1.755	.810	.820	.095	.110
7/8	1.995	2.005	.932	.942	.095	.110
1	1.995	2.005	1.057	1.067	.113	.123
1 1/8	2.495	2.505	1.182	1.192	.113	.123
1 1/4	2.745	2.755	1.307	1.317	.113	.123
1 1/2	3.245	3.255	1.555	1.567	.130	.150

Specification Requirements:

- Dimensions: See dimensions above.
- Material: 316 Stainless steel.
- Finish: Cleaned or Descaled
- Material Test Reports: (If applicable) The MTR must have documented lot traceability, including full chemical and mechanical figures, to the specification(s) above.

Fastenal Product Standard: FNL.FW.THK.SS

Flat Washer, Thick, 18-8 Stainless Steel

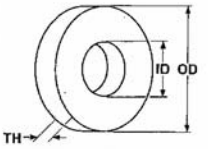

Size	Pattern	I.D.		O.D.		Thickness	
		Min.	Max.	Min.	Max.	Min.	Max.
0	-	.073	.083	.182	.192	.016	.025
2	-	.088	.098	.245	.255	.016	.025
4	-	.120	.130	.245	.255	.017	.028
4	-	.120	.130	.307	.317	.025	.040
6	-	.151	.161	.307	.317	.027	.048
6	-	.151	.161	.370	.380	.036	.065
8	-	.182	.192	.370	.380	.036	.065
10	Narrow	.213	.223	.432	.442	.036	.065
10	Wide	.245	.255	.557	.567	.051	.080
1/4	Narrow	.276	.286	.620	.630	.051	.080
1/4	Wide	.307	.317	.745	.755	.051	.080
5/16	Narrow	.338	.348	.682	.692	.051	.080
5/16	Wide	.370	.380	.870	.880	.064	.104
3/8	Narrow	.401	.411	.807	.817	.051	.080
3/8	Wide	.432	.442	.995	1.005	.064	.104
7/16	Narrow	.463	.473	.916	.926	.051	.080
7/16	Wide	.495	.505	1.245	1.255	.064	.104
1/2	Narrow	.526	.536	1.057	1.067	.074	.121
1/2	Wide	.557	.567	1.370	1.380	.086	.132
5/8	Narrow	.651	.661	1.307	1.317	.074	.121
5/8	Wide	.682	.692	1.745	1.755	.108	.160
3/4	Narrow	.807	.817	1.495	1.505	.108	.160
3/4	Wide	.807	.817	1.995	2.005	.122	.177
7/8	Narrow	.932	.942	1.745	1.755	.108	.160
7/8	Wide	.932	.942	2.245	2.255	.136	.192
1	Narrow	1.057	1.067	1.995	2.005	.108	.160
1	Wide	1.057	1.067	2.495	2.505	.136	.192
8	-	.183	.193	.433	.443	.036	.065
10	-	.214	.224	.495	.505	.036	.065

Specification Requirements:

- Dimensions: See dimensions above.
- Material: 18-8 Stainless steel.
- Finish: Cleaned or Descaled
- Material Test Reports: (If applicable) The MTR must have documented lot traceability, including full chemical and mechanical figures, to the specification(s) above

Fender Washers, Lock Washers

Fastenal Product Standard: FNL.FEND.316

Fender Washers, 316 Stainless Steel

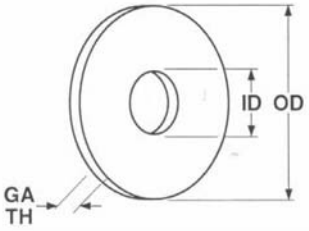

Size	Thickness		I.D.		O.D.	
	Min.	Max	Min.	Max.	Min.	Max.
#8 X 3/4"	.033	.047	.170	.179	.745	.755
#10 X 1"	.033	.047	.198	.208	.995	1.005
3/16" X 1"	.033	.047	.198	.208	.995	1.005
1/4" X 1"	.043	.057	.280	.29	.995	1.005
1/4" X1 1/4"	.043	.057	.280	.29	2.245	2.550
5/16" X 1 1/2"	.055	.07	.345	.355	1.495	1.555
3/8" X 1 1/4"	.043	.057	.411	.401	1.245	1.255
3/8" X 1 1/2"	.055	.07	.411	.401	1.495	1.555
1/2" X 2"	.055	.07	.557	.567	1.995	2.005
5/8" X 2"	.055	.07	.683	.692	1.995	2.005

Specification Requirements:

- Dimensions: See dimensions above.
- Material: 316 Stainless Steel
- Finish: Cleaned or Descaled.
- Material Test Reports: (If applicable): The MTR must have documented lot traceability, including full chemical and mechanical figures, to the specification(s) above.

Fastenal Product Standard: FNL.LW.SS

Lock Washers, Medium-Split, 18-8 Stainless Steel

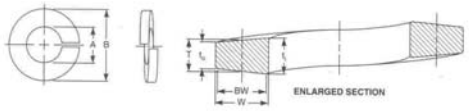

Nominal Washer Size	A Inside Diameter		B Outside Diameter	T Mean Section Thickness $(t_1+T_0)/2$	W Section Width	BW Bearing Width
	Max	Min	Max	Min	Min	Min
No. 2	.094	.088	.172	.020	.035	.024
No. 3	.107	.101	.195	.025	.040	.028
No. 4	.120	.114	.209	.025	.040	.028
No. 5	.133	.127	.236	.031	.047	.033
No. 6	.148	.141	.250	.031	.047	.033
No. 8	.174	.167	.293	.040	.055	.038
No. 10	.200	.193	.334	.047	.062	.043
No. 12	.227	.220	.377	.056	.070	.049
1/4	.260	.252	.487	.062	.109	.076
5/16	.322	.314	.583	.078	.125	.087
3/8	.385	.377	.680	.094	.141	.099
7/16	.450	.440	.776	.109	.156	.109
1/2	.512	.502	.869	.125	.171	.120
9/16	.574	.564	.965	.141	.188	.132
5/8	.641	.628	1.073	.156	.203	.142
3/4	.766	.753	1.265	.188	.234	.164
7/8	.894	.878	1.459	.219	.266	.186
1	1.024	1.003	1.656	.250	.297	.208
1-1/8	1.153	1.129	1.847	.281	.328	.230
1-1/4	1.280	1.254	2.036	.312	.359	.251
1-3/8	1.408	1.379	2.219	.344	.391	.274
1-1/2	1.534	1.504	2.419	.375	.422	.295
1-5/8	1.663	1.633	2.553	.389	.424	.297
1-3/4	1.789	1.758	2.679	.389	.424	.297
1-7/8	1.914	1.883	2.811	.422	.427	.299
2	2.039	2.008	2.936	.422	.427	.299
2-1/4	2.293	2.262	3.221	.440	.442	.309
2-1/2	2.543	2.512	3.471	.440	.442	.309
2-3/4	2.793	2.762	3.824	.458	.491	.344
3	3.043	3.012	4.074	.458	.491	.344

Specification Requirements:

- Dimensions: ASME B18.21.1.
- Material: 18-8 Stainless steel.
- Mechanical Properties: Hardness HRC 35-43 ≤5/8
  HRC 32-43 ≥3/4
- Finish: Cleaned or Descaled
- Material Test Reports: (If applicable) Must be available and have documented lot traceability, including full chemical and mechanical figures, to the specification(s) above.

Fastenal Product Standard: FNL.LW.316

Lock Washers, Medium-Split, 316 Stainless Steel

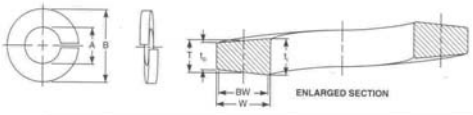

Nominal Washer Size	A Inside Diameter		B Outside Diameter	T Mean Section Thickness $(t_1+T_0)/2$	W Section Width	BW Bearing Width
	Max	Min	Max	Min	Min	Min
No. 2	.094	.088	.172	.020	.035	.024
No. 3	.107	.101	.195	.025	.040	.028
No. 4	.120	.114	.209	.025	.040	.028
No. 5	.133	.127	.236	.031	.047	.033
No. 6	.148	.141	.250	.031	.047	.033
No. 8	.174	.167	.293	.040	.055	.038
No. 10	.200	.193	.334	.047	.062	.043
No. 12	.227	.220	.377	.056	.070	.049
1/4	.260	.252	.487	.062	.109	.076
5/16	.322	.314	.583	.078	.125	.087
3/8	.385	.377	.680	.094	.141	.099
7/16	.450	.440	.776	.109	.156	.109
1/2	.512	.502	.869	.125	.171	.120
9/16	.574	.564	.965	.141	.188	.132
5/8	.641	.628	1.073	.156	.203	.142
3/4	.766	.753	1.265	.188	.234	.164
7/8	.894	.878	1.459	.219	.266	.186
1	1.024	1.003	1.656	.250	.297	.208
1-1/8	1.153	1.129	1.847	.281	.328	.230
1-1/4	1.280	1.254	2.036	.312	.359	.251
1-3/8	1.408	1.379	2.219	.344	.391	.274
1-1/2	1.534	1.504	2.419	.375	.422	.295
1-5/8	1.663	1.633	2.553	.389	.424	.297
1-3/4	1.789	1.758	2.679	.389	.424	.297
1-7/8	1.914	1.883	2.811	.422	.427	.299
2	2.039	2.008	2.936	.422	.427	.299
2-1/4	2.293	2.262	3.221	.440	.442	.309
2-1/2	2.543	2.512	3.471	.440	.442	.309
2-3/4	2.793	2.762	3.824	.458	.491	.344
3	3.043	3.012	4.074	.458	.491	.344

Specification Requirements:

- Dimensions: ASME B18.21.1.
- Material: 316 Stainless steel.
- Mechanical Properties: Hardness HRC 35-43 ≤5/8
  HRC 32-43 ≥3/4
- Finish: Cleaned or Descaled
- Material Test Reports: (If applicable) Must be available and have documented lot traceability, including full chemical and mechanical figures, to the specification(s) above.

Fastenal Product Standard: FNL.LW.HC.SS

High-Collar Lock Washers, Stainless Steel

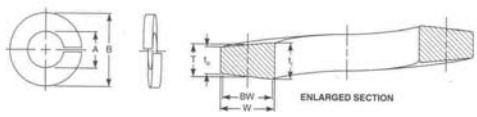

Nominal Washer Size	A Inside Diameter		B Outside Diameter	T Mean Section Thickness $(t_1+T_0)/2$	W Section Width	BW Bearing Width
	Max	Min	Max	Min	Min	Min
No. 4	.120	.114	.173	.022	.022	.015
No. 5	.133	.127	.202	.030	.030	.021
No. 6	.148	.141	.216	.030	.030	.021
No. 8	.174	.167	.267	.047	.042	.029
No. 10	.200	.193	.294	.047	.042	.029
1/4	.260	.252	.363	.078	.047	.033
5/16	.322	.314	.457	.093	.062	.043
3/8	.385	.377	.550	.125	.076	.053
7/16	.450	.440	.644	.140	.090	.063
1/2	.512	.502	.733	.172	.103	.072
5/8	.641	.628	.917	.203	.125	.087
3/4	.766	.753	1.105	.218	.154	.108
7/8	.894	.878	1.291	.234	.182	.127
1	1.024	1.003	1.478	.250	.208	.146
1-1/8	1.153	1.129	1.663	.313	.236	.165
1-1/4	1.280	1.254	1.790	.313	.236	.165
1-3/8	1.408	1.379	2.031	.375	.292	.204
1-1/2	1.534	1.504	2.159	.375	.292	.204
1-3/4	1.789	1.758	2.596	.469	.383	.268
2	2.039	2.008	2.846	.469	.383	.268
2-1/4	2.293	2.262	3.345	.508	.508	.356
2-1/2	2.543	2.512	3.595	.508	.508	.356
2-3/4	2.793	2.762	4.095	.633	.633	.443
3	3.043	3.012	4.345	.633	.633	.443

Specification Requirements:

- Dimensions: ASME B18.21.1
- Material & Mechanical Properties: SAE J405 302-305 Stainless Steel. Core hardness HRC 35-43 up to and including 5/8". For larger sizes, HRC 32 to 43.
- Finish: Cleaned or Descaled
- Material Test Reports: Must be available and must have documented lot traceability, including full chemical and mechanical figures, to the specification(s) above.

Lock Washers, Machine Screws

Fastenal Product Standard: FNL.LW.IT.410

Lock Washers, Internal Tooth, 410 Stainless Steel

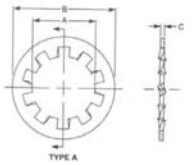

Nominal Washer Size	A Inside Diameter		B Outside Diameter		C Thickness	
	Max	Min	Max	Min	Max	Min
No. 2	.095	.089	.200	.175	.016	.010
No. 3	.109	.102	.232	.215	.016	.010
No. 4	.123	.115	.270	.245	.018	.012
No. 5	.136	.129	.280	.255	.020	.014
No. 6	.150	.141	.295	.275	.022	.016
No. 8	.176	.168	.340	.325	.023	.018
No. 10	.204	.195	.381	.365	.024	.018
No. 12	.231	.221	.410	.394	.027	.020
1/4	.267	.256	.478	.460	.028	.023
5/16	.332	.320	.610	.594	.034	.028
3/8	.398	.384	.692	.670	.040	.032
7/16	.464	.448	.789	.740	.040	.032
1/2	.530	.512	.900	.867	.045	.037
9/16	.596	.576	.985	.957	.045	.037
5/8	.663	.640	1.071	1.045	.050	.042
3/4	.795	.769	1.245	1.220	.055	.047
7/8	.927	.894	1.410	1.364	.060	.052
1	1.060	1.019	1.637	1.590	.067	.059
1-1/8	1.192	1.144	1.830	1.799	.067	.059
1-1/4	1.325	1.275	1.975	1.921	.067	.059

Specification Requirements:

- Dimensions: ASME B18.21.1, Type A
- Material & Mechanical Properties: 410 Stainless Steel. Core Hardness: HRC 40-50.
- Finish: Cleaned or Descaled.
- Material Test Reports: (If applicable) Must be available and must have documented lot traceability, including full chemical and mechanical figures, to the specification(s) above.

Fastenal Product Standard: FNL.LW.ET.410

External Tooth Lock Washers, 410 Stainless Steel

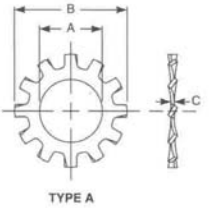

TYPE A

Nominal Washer Size	A Inside Diameter		B Outside Diameter		C Thickness	
	Max	Min	Max	Min	Max	Min
No. 3	.109	.102	.235	.220	.016	.010
No. 4	.123	.115	.260	.245	.018	.012
No. 5	.136	.129	.285	.270	.020	.014
No. 6	.150	.141	.320	.305	.022	.016
No. 8	.176	.168	.381	.365	.023	.018
No. 10	.204	.195	.410	.395	.024	.018
No. 12	.231	.221	.475	.460	.027	.020
1/4	.267	.256	.510	.494	.028	.023
5/16	.332	.320	.610	.588	.034	.028
3/8	.398	.384	.694	.670	.040	.032
7/16	.464	.448	.760	.740	.040	.032
1/2	.530	.513	.900	.880	.045	.037
9/16	.596	.576	.985	.960	.045	.037
5/8	.663	.641	1.070	1.045	.050	.042
3/4	.795	.768	1.260	1.220	.055	.047
7/8	.927	.897	1.410	1.380	.060	.052
1	1.060	1.025	1.620	1.590	.067	.059

Specification Requirements:

- Dimensions: ASME B18.21.1, Type A
- Material & Mechanical Properties: 410 Stainless Steel. Core hardness: HRC 40-50.
- Finish: Cleaned or Descaled.
- Material Test Reports: (If applicable) Must be available and must have documented lot traceability, including full chemical and mechanical figures, to the specification(s) above.

Fastenal Product Standard: FNL.MS.RSL.SS

Machine Screw, Round Slotted, Stainless Steel:

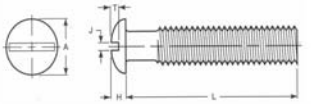

Nominal Size or Basic Screw Diameter		A Head Diameter		H Head Height		J Slot Width		T Slot Depth	
		Max	Min	Max	Min	Max	Min	Max	Min
0000	0.0210	0.041	0.035	0.022	0.016	0.008	0.004	0.017	0.013
000	0.0340	0.062	0.056	0.031	0.025	0.012	0.008	0.018	0.012
00	0.0470	0.089	0.080	0.045	0.036	0.017	0.010	0.026	0.018
0	0.0600	0.113	0.099	0.053	0.043	0.023	0.016	0.039	0.029
1	0.0730	0.138	0.122	0.061	0.051	0.026	0.019	0.044	0.033
2	0.0860	0.162	0.146	0.069	0.059	0.031	0.023	0.048	0.037
3	0.0990	0.187	0.169	0.078	0.067	0.035	0.027	0.053	0.040
4	0.1120	0.211	0.193	0.086	0.075	0.039	0.031	0.058	0.044
5	0.1250	0.236	0.217	0.095	0.083	0.043	0.035	0.063	0.047
6	0.1380	0.260	0.240	0.103	0.091	0.048	0.039	0.068	0.051
8	0.1640	0.309	0.287	0.120	0.107	0.054	0.045	0.077	0.058
10	0.1900	0.359	0.334	0.137	0.123	0.060	0.050	0.087	0.065
12	0.2160	0.408	0.382	0.153	0.139	0.067	0.056	0.096	0.073
1/4	0.2500	0.472	0.443	0.175	0.160	0.075	0.064	0.109	0.082
5/16	0.3125	0.590	0.557	0.216	0.198	0.084	0.072	0.132	0.099
3/8	0.3750	0.708	0.670	0.256	0.237	0.094	0.081	0.155	0.117
7/16	0.4375	0.750	0.707	0.328	0.307	0.094	0.081	0.196	0.148
1/2	0.5000	0.813	0.766	0.355	0.332	0.106	0.091	0.211	0.159
9/16	0.5625	0.938	0.887	0.410	0.385	0.118	0.102	0.242	0.183
5/8	0.6250	1.000	0.944	0.438	0.411	0.133	0.116	0.258	0.195
3/4	0.7500	1.250	1.185	0.547	0.516	0.149	0.131	0.320	0.242

Specification Requirements:

- Standard: ASME B18.6.3
- Drive Style: Slotted
- Material: 18-8 Stainless Steel
- Thread requirements: ANSI B1.1 UNC & UNF Class 2A. [Fastenal will inspect and accept parts with a 1A no-go gauge]
- Finish: Cleaned or Descaled to ASTM A380
- Material Test Reports: (If applicable) Must be available and have documented lot traceability, including full chemical and mechanical figures, to the specification(s) above.

Fastenal Product Standard: FNL.MS.RPH.SS

Machine Screw, Round Head, Cross Recessed, Stainless Steel

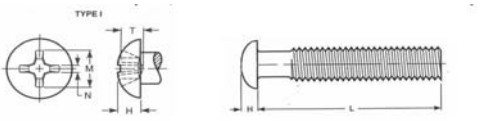

Size		A Head Diameter		H Height of Head		M Dimensions of Recess Diameter	T Dimensions of Recess Depth	N Dimensions of Recess Width	Phillips Driver Size	Recess Penetration Gaging Depth	
		Max.	Min.	Max.	Min.	Ref.	Ref.	Ref.	Ref.	Max	Min
0	0.0600	0.113	0.099	0.053	0.043	0.066	0.032	0.014	0	0.035	0.015
1	0.0730	0.138	0.122	0.061	0.051	0.075	0.042	0.015	0	0.045	0.026
2	0.0860	0.162	0.146	0.069	0.059	0.093	0.043	0.017	1	0.046	0.027
4	0.0990	0.211	0.193	0.086	0.075	0.111	0.062	0.019	1	0.065	0.046
5	0.1120	0.236	0.217	0.095	0.083	0.147	0.060	0.027	2	0.063	0.035
6	0.1380	0.260	0.240	0.103	0.091	0.155	0.070	0.027	2	0.073	0.045
8	0.1640	0.309	0.287	0.120	0.107	0.171	0.088	0.030	2	0.090	0.064
10	0.1900	0.359	0.334	0.137	0.123	0.188	0.106	0.031	2	0.108	0.082
12	0.2160	0.408	0.382	0.153	0.139	0.242	0.112	0.032	3	0.108	0.082
1/4	0.2500	0.472	0.443	0.175	0.160	0.261	0.134	0.034	3	0.130	0.104
5/16	0.3125	0.590	0.557	0.216	0.198	0.301	0.174	0.040	3	0.170	0.144
3/8	0.3750	0.708	0.670	0.256	0.237	0.380	0.215	0.064	4	0.208	0.182
7/16	0.4375	0.750	0.707	0.328	0.307	0.395	0.228	0.066	4	0.221	0.196
1/2	0.5000	0.813	0.766	0.355	0.332	0.409	0.243	0.068	4	0.236	0.211
9/16	0.5625	0.938	0.887	0.410	0.385	0.447	0.278	0.075	4	0.272	0.245
5/8	0.6250	1.000	0.944	0.438	0.441	0.542	0.297	0.077	5	0.285	0.244
3/4	0.7500	1.250	1.185	0.547	0.516	0.642	0.398	0.088	5	0.385	0.346

Specification Requirements:

- Standard: ASME B18.6.3
- Drive Style: Cross Recessed, Type I
- Material: 18-8 Stainless Steel
- Thread requirements: ANSI B1.1 UNC & UNF Class 2A. (Fastenal will inspect and accept parts with a 1A no-go gauge)
- Finish: Cleaned or Descaled per ASTM A380
- Material Test Reports: (If applicable) The MTR must have documented lot traceability, including full chemical and mechanical figures, to the specification(s) above.

Machine Screws

Fastenal Product Standard: FNL.MS.FSL.SS

Machine Screws, Flat Head, Slotted, Stainless Steel:

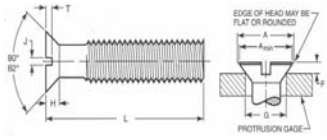

Nominal Size or Basic Screw Diameter		L	A		H	J		T		F		G
		Length	Head Dia		Head Height	Slot Width		Slot Depth		Protrusion Above Gaging Dia		Gaging Dia
			Max	Min	Ref	Max	Min	Max	Min	Max	Min	
0000	0.0210	—	0.040	0.035	0.011	0.008	0.004	0.007	0.003	—	—	—
000	0.0340	—	0.060	0.055	0.016	0.011	0.007	0.009	0.005	—	—	—
00	0.0470	—	0.087	0.080	0.028	0.017	0.010	0.014	0.009	—	—	—
0	0.0600	1/8	0.112	0.096	0.035	0.023	0.016	0.015	0.010	0.026	0.016	0.078
1	0.0730	1/8	0.137	0.120	0.043	0.026	0.019	0.019	0.012	0.028	0.016	0.101
2	0.0860	1/8	0.162	0.144	0.051	0.031	0.023	0.023	0.015	0.029	0.017	0.124
3	0.0990	1/8	0.187	0.167	0.059	0.035	0.027	0.027	0.017	0.031	0.018	0.148
4	0.1120	3/16	0.212	0.191	0.067	0.039	0.031	0.030	0.020	0.032	0.019	0.172
5	0.1250	3/16	0.237	0.215	0.075	0.043	0.035	0.034	0.022	0.034	0.020	0.196
6	0.1380	3/16	0.262	0.238	0.083	0.048	0.039	0.038	0.024	0.036	0.021	0.220
8	0.1640	1/4	0.312	0.285	0.100	0.054	0.045	0.045	0.029	0.039	0.023	0.267
10	0.1900	5/16	0.362	0.333	0.116	0.060	0.050	0.053	0.034	0.042	0.025	0.313
12	0.2160	3/8	0.412	0.380	0.132	0.067	0.056	0.060	0.039	0.045	0.027	0.362
1/4	0.2500	7/16	0.477	0.442	0.153	0.075	0.064	0.070	0.046	0.050	0.029	0.424
5/16	0.3125	1/2	0.597	0.556	0.191	0.084	0.072	0.088	0.058	0.057	0.034	0.539
3/8	0.3750	9/16	0.717	0.670	0.230	0.094	0.081	0.106	0.070	0.065	0.039	0.653
7/16	0.4375	5/8	0.760	0.715	0.223	0.094	0.081	0.103	0.066	0.073	0.044	0.690
1/2	0.5000	3/4	0.815	0.765	0.223	0.106	0.091	0.103	0.065	0.081	0.049	0.739
9/16	0.5625	—	0.932	0.878	0.260	0.118	0.102	0.120	0.077	0.089	0.053	0.851
5/8	0.6250	—	1.050	0.990	0.298	0.133	0.116	0.137	0.088	0.097	0.058	0.962
3/4	0.7500	—	1.285	1.215	0.372	0.149	0.131	0.171	0.111	0.112	0.067	1.186

Specification Requirements:

- Standard: ASME B18.6.3
- Drive Style: Slotted
- Material: 18-8 Stainless Steel
- Thread requirements: ANSI B1.1 UNC & UNF Class 2A. [Fastenal will inspect and accept parts with a 1A no-go gauge]
- Finish: Cleaned or descaled per ASTM A380.
- Material Test Reports: (If applicable) Must be available and have documented lot traceability, including full chemical and mechanical figures, to the specification(s) above.

Fastenal Product Standard: FNL.MS.FPH.SS

Machine Screw, Flat Head, Cross Recessed, Stainless Steel

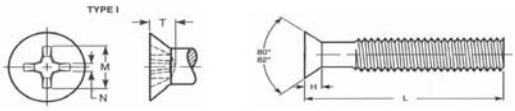

Size		A Head Diameter		H Height of Head	M Dimensions of Recess		N	Phillips Driver Size
					Diameter	Depth	Width	
		Max.	Min.	Ref.	Ref.	Ref.	Ref.	Ref.
0	0.0600	0.112	0.096	0.035	0.062	0.035	0.014	0
1	0.0730	0.137	0.120	0.043	0.070	0.043	0.015	0
2	0.0860	0.162	0.144	0.051	0.096	0.055	0.017	1
4	0.1120	0.212	0.191	0.067	0.122	0.081	0.018	1
5	0.1250	0.237	0.215	0.075	0.148	0.074	0.027	2
6	0.1380	0.262	0.238	0.083	0.168	0.094	0.029	2
8	0.1640	0.312	0.285	0.100	0.182	0.110	0.030	2
10	0.1900	0.362	0.333	0.116	0.198	0.124	0.032	2
12	0.2160	0.412	0.380	0.132	0.262	0.144	0.035	3
1/4	0.2500	0.477	0.442	0.153	0.276	0.160	0.036	3
5/16	0.3125	0.597	0.556	0.191	0.358	0.205	0.061	4
3/8	0.3750	0.717	0.670	0.230	0.386	0.234	0.065	4
7/16	0.4375	0.760	0.715	0.223	0.402	0.250	0.068	4
1/2	0.5000	0.815	0.765	0.223	0.418	0.265	0.069	4
9/16	0.5625	0.932	0.878	0.260	0.443	0.289	0.073	4
5/8	0.6250	1.050	0.990	0.298	0.565	0.329	0.079	5
3/4	0.7500	1.285	1.215	0.372	0.628	0.393	0.087	5

Specification Requirements:

- Standard: ASME B18.6.3
- Drive Style: Cross Recessed, Type I
- Material: 18-8 Stainless Steel
- Thread requirements: ANSI B1.1 UNC & UNF Class 2A. (Fastenal will inspect and accept parts with a 1A no-go gauge)
- Coating: Cleaned or descaled per ASTM A380
- Material Test Reports: (If applicable) The MTR must have documented lot traceability, including full chemical and mechanical figures, to the specification(s) above.

Fastenal Product Standard: FNL.MS.OVSL.SS

Machine Screw, Oval Slotted, Stainless Steel:

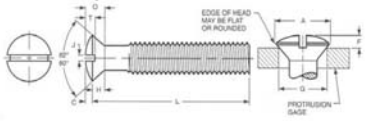

Nominal Size or Basic Screw Diameter		L	A		H	C	O	J		T		F		G
		Length	Head Diameter		Head Side Height	Head Crown Height	Total Head Height	Slot Width		Slot Depth		Protrusion Above Gaging Diameter		Gaging Diameter
			Max	Min	Ref	Ref	Ref	Max	Min	Max	Min	Max	Min	
00	0.0470	—	0.087	0.080	0.028	0.014	0.042	0.017	0.010	0.023	0.016	—	—	—
0	0.0600	1/8	0.112	0.096	0.035	0.021	0.056	0.023	0.016	0.030	0.025	0.047	0.031	0.078
1	0.0730	1/8	0.137	0.120	0.043	0.025	0.068	0.026	0.019	0.038	0.031	0.053	0.035	0.101
2	0.0860	1/8	0.162	0.144	0.051	0.029	0.080	0.031	0.023	0.045	0.037	0.058	0.039	0.124
3	0.0990	1/8	0.187	0.167	0.059	0.033	0.092	0.035	0.027	0.052	0.043	0.064	0.044	0.148
4	0.1120	3/16	0.212	0.191	0.067	0.037	0.104	0.039	0.031	0.059	0.049	0.069	0.048	0.172
5	0.1250	3/16	0.237	0.215	0.075	0.041	0.116	0.043	0.035	0.067	0.055	0.075	0.053	0.196
6	0.1380	3/16	0.262	0.238	0.083	0.045	0.128	0.048	0.039	0.074	0.060	0.080	0.057	0.220
8	0.1640	1/4	0.312	0.285	0.100	0.052	0.152	0.054	0.045	0.088	0.072	0.091	0.066	0.267
10	0.1900	5/16	0.362	0.333	0.116	0.060	0.176	0.060	0.050	0.103	0.084	0.102	0.075	0.313
12	0.2160	3/8	0.412	0.380	0.132	0.068	0.200	0.067	0.056	0.117	0.096	0.113	0.084	0.362
1/4	0.2500	7/16	0.477	0.442	0.153	0.079	0.232	0.075	0.064	0.136	0.112	0.129	0.095	0.424
5/16	0.3125	1/2	0.597	0.556	0.191	0.099	0.290	0.084	0.072	0.171	0.141	0.155	0.117	0.539
3/8	0.3750	9/16	0.717	0.670	0.230	0.117	0.347	0.094	0.081	0.206	0.170	0.182	0.139	0.653
7/16	0.4375	5/8	0.760	0.715	0.223	0.122	0.345	0.094	0.081	0.210	0.174	0.195	0.150	0.690
1/2	0.5000	3/4	0.815	0.765	0.223	0.131	0.354	0.106	0.091	0.216	0.176	0.212	0.163	0.739
9/16	0.5625	—	0.932	0.878	0.260	0.150	0.410	0.118	0.102	0.250	0.207	0.239	0.184	0.851
5/8	0.6250	—	1.050	0.990	0.298	0.169	0.467	0.133	0.116	0.285	0.235	0.266	0.206	0.962
3/4	0.7500	—	1.285	1.215	0.372	0.206	0.578	0.149	0.131	0.353	0.293	0.318	0.240	1.186

*Dimesion L and lengths shorter than Dimension L shall have undercut heads.

Specification Requirements:

- Standard: ASME B18.6.3
- Drive Style: Slotted
- Material: 18-8 Stainless Steel
- Thread requirements: ANSI B1.1 UNC & UNF Class 2A. [Fastenal will inspect and accept parts with a 1A no-go gauge]
- Finish: Cleaned or Descaled per ASTM A380
- Material Test Reports: (If applicable) Must be available and have documented lot traceability, including full chemical and mechanical figures, to the specification(s) above.

Fastenal Product Standard: FNL.MS.PSL.SS

Machine Screw, Pan Head, Slotted, Stainless Steel:

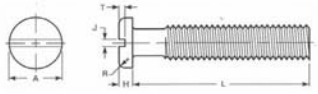

Size	A Head Diameter		H Head Height		R Radius	J Slot Width		T Slot Depth	
	Max.	Min.	Max.	Min.	Max.	Max.	Min.	Max.	Min.
0000	.042	.036	.016	.010	.007	.008	.004	.008	.004
000	.066	.060	.023	.017	.010	.012	.008	.012	.008
00	.090	.082	.025	.032	.015	.017	.010	.016	.010
0	.116	.104	.039	.031	.020	.023	.016	.022	.014
1	.142	.130	.046	.038	.025	.026	.019	.027	.018
2	.167	.155	.053	.045	.035	.031	.023	.031	.022
3	.193	.180	.060	.051	.037	.035	.027	.036	.026
4	.219	.205	.068	.058	.042	.039	.031	.040	.030
5	.245	.231	.075	.065	.044	.043	.035	.045	.034
6	.270	.256	.082	.072	.046	.048	.039	.050	.037
8	.322	.306	.096	.085	.052	.054	.045	.058	.045
10	.373	.357	.110	.099	.061	.060	.050	.068	.053
12	.425	.407	.125	.112	.078	.067	.056	.077	.061
1/4	.492	.473	.144	.130	.087	.075	.064	.087	.070
5/16	.615	.594	.178	.162	.099	.084	.072	.106	.085
3/8	.740	.716	.212	.195	.143	.094	.081	.124	.100
7/16	.863	.837	.247	.228	.153	.094	.081	.142	.116
1/2	.987	.958	.281	.260	.175	.106	.091	.161	.131
9/16	1.041	1.000	.315	.293	.197	.118	.102	.179	.146
5/8	1.172	1.125	.350	.325	.219	.133	.116	.197	.162
3/4	1.435	1.375	.419	.390	.263	.149	.131	.234	.192

Specification Requirements:

- Standard: ASME B18.6.3.
- Drive Style: Slotted
- Material: 18-8 Stainless Steel
- Thread requirements: ANSI B1.1 UNC & UNF Class 2A. [Fastenal will inspect and accept parts with a 1A no-go gauge]
- Finish: Cleaned or descaled per ASTM A380
- Material Test Reports: (If applicable) Must be available and have documented lot traceability, including full chemical and mechanical figures, to the specification(s) above.

Machine Screws

Fastenal Product Standard: FNL.MS.PPH.SS

Machine Screw, Pan Head, Cross Recessed, Stainless Steel

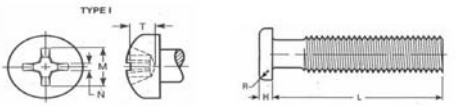

Size	A		H		M	T	N
	Head Diameter		Recessed Head Height		Recess Dia.	Recess Depth	Recess Width
	Max.	Min.	Max.	Min.	Ref.	Ref.	Ref.
0000	.042	.036	-	-	-	-	-
000	.066	.060	-	-	-	-	-
00	.090	.082	-	-	-	-	-
0	.116	.104	.044	.036	.060	.030	.013
1	.142	.130	.053	.044	.067	.035	.014
2	.167	.155	.062	.053	.097	.050	.017
3	.193	.180	.071	.062	.105	.059	.019
4	.219	.205	.080	.070	.115	.069	.019
5	.245	.231	.089	.079	.152	.070	.028
6	.270	.256	.097	.087	.159	.078	.028
8	.322	.306	.115	.105	.175	.095	.030
10	.373	.357	.133	.122	.192	.112	.031
12	.425	.407	.151	.139	.252	.128	.034
1/4	.492	.473	.175	.162	.274	.148	.036
5/16	.615	.594	.218	.203	.343	.181	.059
3/8	.740	.716	.261	.244	.382	.221	.065
7/16	.863	.837	.305	.284	.406	.246	.068
1/2	.987	.958	.348	.325	.428	.267	.071
9/16	1.041	1.000	.391	.366	.458	.300	.076
5/8	1.172	1.125	.434	.406	.575	.328	.081
3/4	1.435	1.375	.521	.488	.621	.368	.086

Specification Requirements:

- Standard: ASME B18.6.3.
- Drive Style: Cross Recessed, Type I
- Material: 18-8 Stainless Steel
- Thread requirements: ANSI B1.1 UNC & UNF Class 2A. (Fastenal will inspect and accept parts with a 1A no-go gauge)
- Finish: Clean or descaled per ASTM A380
- Material Test Reports: (If applicable) The MTR must have documented lot traceability, including full chemical and mechanical figures, to the specification(s) above.

Fastenal Product Standard: FNL.MS.TSL.SS

Machine Screw, Truss Slotted, Stainless Steel:

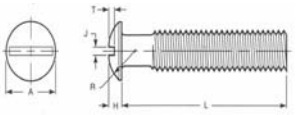

Nominal Size or Basic Screw Diameter		A		H		R	J		T	
		Head Diameter		Head Height		Head Radius	Slot Width		Slot Depth	
		Max	Min	Max	Min	Max	Max	Min	Max	Min
0000	0.0210	0.049	0.043	0.014	0.010	0.032	0.009	0.005	0.009	0.005
000	0.0340	0.077	0.071	0.022	0.018	0.051	0.013	0.009	0.013	0.009
00	0.0470	0.106	0.098	0.030	0.024	0.070	0.017	0.010	0.018	0.012
0	0.0600	0.131	0.119	0.037	0.029	0.087	0.023	0.016	0.022	0.014
1	0.0730	0.164	0.149	0.045	0.037	0.107	0.026	0.019	0.027	0.018
2	0.0860	0.194	0.180	0.053	0.044	0.129	0.031	0.023	0.031	0.022
3	0.0990	0.226	0.211	0.061	0.051	0.151	0.035	0.027	0.036	0.026
4	0.1120	0.257	0.241	0.069	0.059	0.169	0.039	0.031	0.040	0.030
5	0.1250	0.289	0.272	0.078	0.066	0.191	0.043	0.035	0.045	0.034
6	0.1380	0.321	0.303	0.086	0.074	0.211	0.048	0.039	0.050	0.037
8	0.1640	0.384	0.364	0.102	0.088	0.254	0.054	0.045	0.058	0.045
10	0.1900	0.448	0.425	0.128	0.113	0.283	0.060	0.050	0.068	0.053
12	0.2160	0.511	0.487	0.134	0.118	0.336	0.067	0.056	0.077	0.061
1/4	0.2500	0.573	0.546	0.150	0.133	0.375	0.075	0.064	0.087	0.070
5/16	0.3125	0.698	0.666	0.183	0.162	0.457	0.084	0.072	0.106	0.085
3/8	0.3750	0.823	0.787	0.215	0.191	0.538	0.094	0.081	0.124	0.100
7/16	0.4375	0.948	0.907	0.248	0.221	0.619	0.094	0.081	0.142	0.116
1/2	0.5000	1.073	1.028	0.280	0.250	0.701	0.106	0.091	0.161	0.131
9/16	0.5625	1.198	1.149	0.312	0.279	0.783	0.118	0.102	0.179	0.146
5/8	0.6250	1.323	1.269	0.345	0.309	0.863	0.133	0.116	0.196	0.162
3/4	0.7500	1.573	1.511	0.410	0.368	1.024	0.149	0.131	0.234	0.182

Specification Requirements:

- Standard: ASME B18.6.3
- Drive Style: Slotted
- Material: 18-8 Stainless Steel
- Thread requirements: ANSI B1.1 UNC & UNF Class 2A. [Fastenal will inspect and Accept parts with a 1A no-go gauge]
- Coating: Cleaned or descaled per ASTM A380
- Material Test Reports: (If applicable) Must be available and have documented lot traceability, including full chemical and mechanical figures, to the specification(s) above.

Fastenal Product Standard: FNL.MS.TPH.SS

Machine Screw, Truss Cross Recessed, Stainless Steel:

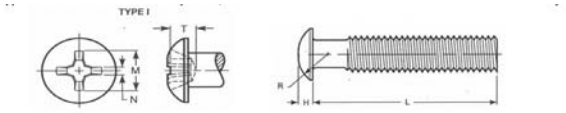

Size	A		H		M	G	N	Phillips Driver Size
	Head Diameter		Height of Head		Dimensions of Recess			
					Diameter	Depth	Width	
	Max.	Min.	Max.	Min.	Ref.	Ref.	Ref.	
2	0.194	0.180	0.053	0.044	0.097	0.050	0.018	1
4	0.257	0.241	0.069	0.059	0.105	0.060	0.018	1
6	0.321	0.303	0.086	0.074	0.151	0.071	0.027	2
8	0.384	0.364	0.102	0.088	0.166	0.086	0.029	2
10	0.448	0.425	0.128	0.113	0.181	0.102	0.030	2
12	0.511	0.487	0.134	0.118	0.241	0.115	0.032	3
1/4	0.573	0.546	0.150	0.133	0.256	0.130	0.033	3
5/16	0.698	0.666	0.183	0.162	0.345	0.180	0.059	4
3/8	0.823	0.787	0.215	0.191	0.376	0.214	0.063	4

Specification Requirements:

- Standard: ASME B18.6.3
- Drive Style: Cross Recessed, Type I
- Material: 18-8 Stainless Steel
- Thread requirements: ANSI B1.1 UNC & UNF Class 2A. (Fastenal will inspect and accept parts with a 1A no-go gauge)
- Coating: Cleaned or Descaled per ASTM A380.
- Material Test Reports: (If applicable) The MTR must have documented lot traceability, including full chemical and mechanical figures, to the specification(s) above.

Fastenal Product Standard: FNL.MS.BSL.SS

Binding Head Machine Screws, Slotted, 18-8 Stainless Steel

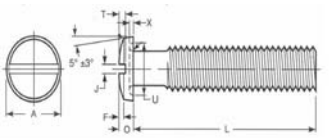

Nominal Size or Basic Screw Diameter		A		O		F		J		T		U		X	
		Head Diameter		Total Head Height		Head Oval Height		Slot Width		Slot Depth		Undercut Diameter		Undercut Depth	
		Max	Min	Max	Min	Max	Min	Max	Min	Max	Min	Max	Min	Max	Min
0000	0.0210	0.046	0.040	0.014	0.009	0.006	0.003	0.008	0.004	0.009	0.005	—	—	—	—
000	0.0340	0.073	0.067	0.021	0.015	0.008	0.005	0.012	0.006	0.013	0.009	—	—	—	—
00	0.0470	0.098	0.090	0.028	0.023	0.011	0.007	0.017	0.010	0.018	0.012	—	—	—	—
0	0.0600	0.126	0.119	0.032	0.026	0.012	0.008	0.023	0.016	0.018	0.009	0.098	0.086	0.007	0.002
1	0.0730	0.153	0.145	0.041	0.035	0.015	0.011	0.026	0.019	0.024	0.014	0.120	0.105	0.008	0.003
2	0.0860	0.181	0.171	0.050	0.043	0.018	0.013	0.031	0.023	0.030	0.020	0.141	0.124	0.010	0.005
3	0.0990	0.208	0.197	0.059	0.052	0.022	0.016	0.035	0.027	0.036	0.025	0.162	0.143	0.011	0.006
4	0.1120	0.235	0.223	0.068	0.061	0.025	0.018	0.039	0.031	0.042	0.030	0.184	0.161	0.012	0.007
5	0.1250	0.263	0.249	0.078	0.069	0.029	0.021	0.043	0.035	0.048	0.035	0.205	0.180	0.014	0.009
6	0.1380	0.290	0.275	0.087	0.078	0.032	0.024	0.048	0.039	0.053	0.040	0.226	0.199	0.015	0.010
8	0.1640	0.344	0.326	0.105	0.095	0.039	0.029	0.054	0.045	0.065	0.050	0.269	0.236	0.017	0.012
10	0.1900	0.399	0.378	0.123	0.112	0.045	0.034	0.060	0.050	0.077	0.060	0.312	0.274	0.020	0.015
12	0.2160	0.454	0.430	0.141	0.130	0.052	0.039	0.067	0.056	0.089	0.070	0.354	0.311	0.023	0.018
1/4	0.2500	0.525	0.498	0.165	0.152	0.061	0.046	0.075	0.064	0.105	0.084	0.410	0.360	0.026	0.021
5/16	0.3125	0.656	0.622	0.209	0.194	0.077	0.059	0.084	0.072	0.134	0.108	0.513	0.450	0.032	0.027
3/8	0.3750	0.788	0.746	0.253	0.235	0.094	0.071	0.094	0.081	0.163	0.132	0.615	0.540	0.039	0.034

Specification Requirements:

- Standard: ASME B18.6.3.
- Drive Style: Slotted.
- Material: 18-8 Stainless Steel.
- Thread requirements: ANSI B1.1 UNC & UNF Class 2A. (Fastenal will inspect and accept parts with a 1A no-go gauge)
- Finish: Cleaned or descaled in accordance with ASTM A380.
- Material Test Reports: (If applicable) The MTR must have documented lot traceability, including full chemical and mechanical figures, to the specification(s) above.

Machine Screws, Sheet Metal Screws

Fastenal Product Standard: FNL.MS.FISL.SS

Machine Screw, Fillister Head, Slotted, Stainless Steel:

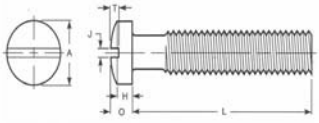

Nominal Size or Basic Screw Diameter		A Head Diameter		H Head Side Height		O Total Head Height		J Slot Width		T Slot Depth	
		Max	Min	Max	Min	Max	Min	Max	Min	Max	Min
0000	0.0210	0.038	0.032	0.019	0.011	0.025	0.015	0.008	0.004	0.012	0.006
000	0.0340	0.059	0.053	0.029	0.021	0.035	0.027	0.012	0.006	0.017	0.011
00	0.0470	0.082	0.072	0.037	0.028	0.047	0.039	0.017	0.010	0.022	0.015
0	0.0600	0.096	0.083	0.043	0.038	0.055	0.047	0.023	0.016	0.025	0.015
1	0.0730	0.118	0.104	0.053	0.045	0.066	0.058	0.026	0.019	0.031	0.020
2	0.0860	0.140	0.124	0.062	0.053	0.083	0.066	0.031	0.023	0.037	0.025
3	0.0990	0.161	0.145	0.070	0.061	0.095	0.077	0.035	0.027	0.043	0.030
4	0.1120	0.183	0.166	0.079	0.069	0.107	0.088	0.039	0.031	0.048	0.035
5	0.1250	0.205	0.187	0.088	0.078	0.120	0.100	0.043	0.035	0.054	0.040
6	0.1380	0.226	0.208	0.096	0.086	0.132	0.111	0.048	0.039	0.060	0.045
8	0.1640	0.270	0.250	0.113	0.102	0.156	0.133	0.054	0.045	0.071	0.054
10	0.1900	0.313	0.292	0.130	0.118	0.180	0.156	0.060	0.050	0.083	0.064
12	0.2160	0.357	0.334	0.148	0.134	0.205	0.178	0.067	0.056	0.094	0.074
1/4	0.2500	0.414	0.389	0.170	0.155	0.237	0.207	0.075	0.064	0.109	0.087
5/16	0.3125	0.518	0.490	0.211	0.194	0.295	0.262	0.084	0.072	0.137	0.110
3/8	0.3750	0.622	0.590	0.253	0.233	0.355	0.315	0.094	0.081	0.164	0.133
7/16	0.4375	0.625	0.589	0.265	0.242	0.368	0.321	0.094	0.081	0.170	0.135
1/2	0.5000	0.750	0.710	0.297	0.273	0.412	0.362	0.106	0.091	0.190	0.151
9/16	0.5625	0.812	0.768	0.336	0.308	0.466	0.410	0.118	0.102	0.214	0.172
5/8	0.6250	0.875	0.827	0.375	0.345	0.521	0.461	0.133	0.116	0.240	0.193
3/4	0.7500	1.000	0.945	0.441	0.406	0.612	0.542	0.149	0.131	0.281	0.226

Specification Requirements:

- Standard: ASME B18.6.3
- Drive Style: Slotted
- Material: 18-8 Stainless Steel
- Thread requirements: ANSI B1.1 UNC & UNF Class 2A. [Fastenal will inspect and accept parts with a 1A no-go gauge]
- Coating: Cleaned or descaled per ASTM A380
- Material Test Reports: (If applicable) Must be available and have documented lot traceability, including full chemical and mechanical figures, to the specification(s) above.

Fastenal Product Standard: FNL.MS.HSL.SS

Slotted Hex Head Machine Screws, 18-8 Stainless Steel

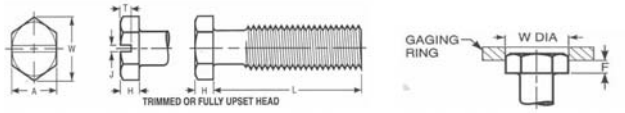

Nominal Size or Basic Screw Diameter		A Regular Head Width Across Flats		W Regular Head Width Across Corners	A Large Head Width Across Flats		W Large Head Width Across Corners	H Head Height		J Slot Width		T Slot Depth		F Protrusion Beyond Gaging Ring
		Max	Min	Min	Max	Min	Min	Max	Min	Max	Min	Max	Min	Min
1	0.0730	0.125	0.120	0.134	—	—	—	0.044	0.036	—	—	—	—	0.022
2	0.0860	0.125	0.120	0.134	—	—	—	0.050	0.040	—	—	—	—	0.024
3	0.0990	0.188	0.181	0.202	—	—	—	0.055	0.044	—	—	—	—	0.026
4	0.1120	0.188	0.181	0.202	0.219	0.213	0.238	0.060	0.049	0.039	0.031	0.036	0.025	0.029
5	0.1250	0.188	0.181	0.202	0.250	0.244	0.272	0.070	0.058	0.043	0.035	0.042	0.030	0.035
6	0.1380	0.250	0.244	0.272	—	—	—	0.093	0.080	0.048	0.039	0.046	0.033	0.048
8	0.1640	0.250	0.244	0.272	0.312	0.305	0.340	0.110	0.096	0.054	0.045	0.060	0.052	0.058
10	0.1900	0.312	0.305	0.340	—	—	—	0.120	0.105	0.060	0.050	0.072	0.057	0.063
12	0.2160	0.312	0.305	0.340	0.375	0.367	0.409	0.155	0.139	0.067	0.056	0.093	0.077	0.083
1/4	0.2500	0.375	0.367	0.409	0.438	0.428	0.477	0.190	0.172	0.075	0.064	0.101	0.083	0.103
5/16	0.3125	0.500	0.489	0.545	—	—	—	0.230	0.208	0.084	0.072	0.122	0.100	0.125
3/8	0.3750	0.562	0.551	0.614	—	—	—	0.295	0.270	0.094	0.081	0.156	0.131	0.162

Specification Requirements:

- Standard: ASME B18.6.3.
- Drive Style: Hex Head Slotted.
- Material: 18-8 Stainless Steel.
- Thread requirements: ANSI B1.1 UNC & UNF Class 2A. (Fastenal will inspect and accept parts with a 1A no-go gauge)
- Finish: Cleaned or descaled in accordance with ASTM A380.
- Material Test Reports: (If applicable) The MTR must have documented lot traceability, including full chemical and mechanical figures, to the specification(s) above.

Fastenal Product Standard: FNL.SMS.PSL.A.SS

Sheet Metal Screw, Pan Head Slotted Drive, Type A, 18-8 Stainless Steel

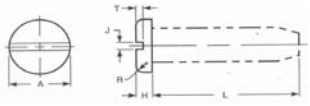

Size	A Head Diameter		H Head Height		R Head Radius	J Slot Width		T Slot Depth		M Recess Across Flats	P Square Drive Penetration Gaging Depth	
	Max.	Min.	Max.	Min.	Max.	Max.	Min.	Max.	Min.	Ref.	Max.	Min.
0	.116	.104	.039	.031	.020	.023	.016	.022	.014	-	-	-
1	.142	.130	.046	.038	.0255	.026	.019	.027	.018	-	-	-
2	.167	.155	.053	.045	.035	.031	.023	.031	.022	-	-	-
3	.193	.180	.060	.051	.037	.035	.027	.036	.026	.070	.038	.028
4	.219	.205	.068	.058	.042	.039	.031	.040	.030	.070	.038	.028
5	.245	.231	.075	.065	.044	.043	.035	.045	.034	.091	.065	.050
6	.270	.256	.082	.072	.046	.048	.039	.050	.037	.091	.065	.050
7	.296	.281	.089	.079	.049	.048	.0369	.054	.041	-	-	-
8	.322	.306	.096	.085	.052	.054	.045	.058	.045	.112	.075	.060
10	.373	.357	.110	.099	.061	.060	.050	.068	.053	.112	.075	.060
12	.425	.407	.125	.112	.078	.067	.056	.077	.061	.133	.095	.080
14	.476	.457	.139	.126	.087	.075	.064	.085	.068	-	-	-
1/4	.492	.473	.144	.130	.087	.075	.064	.087	.070	.133	.095	.080
16	.528	.508	.153	.139	.094	.075	.064	.093	.074	-	-	-
18	.579	.558	.168	.153	.099	.084	.072	.100	.080	-	-	-
5/16	.615	.594	.178	.162	.099	.084	.072	.106	.085	.191	.100	.085
20	.631	.608	.182	.166	.121	.084	.072	.108	.087	-	-	-
24	.734	.709	.211	.193	.143	.094	.081	.123	.100	-	-	-
3/8	.740	.716	.212	.195	.143	.094	.081	.124	.100	.191	.100	.085
7/16	.863	.837	.247	.228	.153	.094	.081	.142	.116	-	-	-
1/2	.987	.958	.281	.260	.175	.106	.091	.161	.131	-	-	-

Specification Requirements:

- Dimensions: ASME B18.6.4.
- Drive Style: Slotted
- Material: 18-8 stainless steel.
- Thread requirements: Rolled Thread Screws per ASME B18.6.4, Type A.
- Finish: Cleaned or descaled in accordance with ASTM A380.
- Material Test Reports: (If applicable) The MTR must have documented lot traceability, including full chemical and mechanical figures, to the specification(s) above.

Fastenal Product Standard: FNL.SMS.PPH.A.SS

Sheet Metal Screw, Pan Head Cross Recessed Drive, Type A, 18-8 Stainless Steel

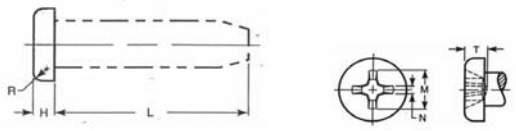

Size	A Head Diameter		H Head Height		R Head Radius	M Recess Diameter	T Recess Depth	N Recess Width
	Max.	Min.	Max.	Min.	Min.	Ref.	Ref.	Ref.
0	.116	.104	.044	.036	.005	.060	.030	.013
1	.142	.130	.053	.044	.005	.068	.035	.014
2	.167	.155	.062	.053	.010	.098	.050	.017
3	.193	.180	.071	.062	.010	.106	.059	.019
4	.219	.205	.080	.070	.010	.116	.069	.019
5	.245	.231	.089	.079	.015	.152	.070	.028
6	.270	.256	.097	.087	.015	.160	.078	.028
7	.296	.281	.106	.096	.015	.170	.088	.029
8	.322	.306	.115	.105	.015	.176	.095	.030
10	.373	.357	.133	.122	.020	.192	.112	.031
12	.425	.407	.151	.139	.025	.252	.128	.034
14	.476	.457	.169	.156	.035	.274	.148	.036
1/4	.492	.473	.175	.162	.035	.274	.148	.036
16	.528	.508	.187	.173	.035	.286	.162	.037
18	.579	.558	.205	.191	.035	.328	.166	.056
5/16	.615	.594	.218	.203	.040	.344	.181	.059
20	.631	.608	.223	.208	.040	.344	.181	.059
24	.734	.709	.259	.242	.040	.382	.222	.065
3/8	.740	.716	.261	.244	.040	.382	.222	.065
7/16	.863	.837	.305	.282	.050	.406	.246	.068
1/2	.987	.958	.348	.325	.055	.428	.268	.071

Specification Requirements:

- Dimensions: ASME B18.6.4.
- Drive Style: Cross Recessed, (Type 1)
- Material: 18-8 Stainless Steel.
- Thread requirements: Rolled Thread Screws per ASME B18.6.4, Type A.
- Finish: Cleaned or descaled in accordance with ASTM A380.
- Material Test Reports: (If applicable) The MTR must have documented lot traceability, including full chemical and mechanical figures, to the specification(s) above.

Sheet Metal Screws

Fastenal Product Standard: FNL.SMS.PSQ.A.SS

Sheet Metal Screw, Pan Head Square Drive, Type A, 18-8 Stainless Steel

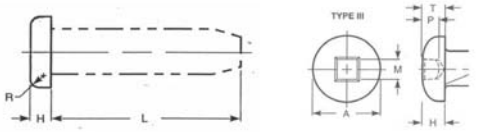

Size	A Head Diameter		H Head Height		R Head Radius	M Recess Across Flats	P Square Drive Penetration Gaging Depth		T Recess Depth
	Max.	Min.	Max.	Min.	Max.	Ref.	Max.	Min.	Ref.
0	.116	.104	.039	.031	.020	-	-	-	-
1	.142	.130	.046	.038	.0255	-	-	-	-
2	.167	.155	.053	.045	.035	-	-	-	-
3	.193	.180	.060	.051	.037	.070	.038	.028	.066
4	.219	.205	.068	.058	.042	.070	.038	.028	.066
5	.245	.231	.075	.065	.044	.091	.065	.050	.106
6	.270	.256	.082	.072	.046	.091	.065	.050	.106
7	.296	.281	.089	.079	.049	-	-	-	-
8	.322	.306	.096	.085	.052	.112	.075	.060	.127
10	.373	.357	.110	.099	.061	.112	.075	.060	.127
12	.425	.407	.125	.112	.078	.133	.095	.080	.158
14	.476	.457	.139	.126	.087	-	-	-	-
1/4	.492	.473	.144	.130	.087	.133	.095	.080	.158
16	.528	.508	.153	.139	.094	-	-	-	-
18	.579	.558	.168	.153	.099	-	-	-	-
5/16	.615	.594	.178	.162	.099	.191	.100	.085	.194
20	.631	.608	.182	.166	.121	-	-	-	-
24	.734	.709	.211	.193	.143	-	-	-	-
3/8	.740	.716	.212	.195	.143	.191	.100	.085	.194
7/16	.863	.837	.247	.228	.153	-	-	-	-
1/2	.987	.958	.281	.260	.175	-	-	-	-

Specification Requirements:

- Dimensions: ASME B18.6.4 for tapping screw dimensions. ASME B18.6.3 for square drive dimensions.
- Drive Style: Square Drive
- Material: 18-8 stainless steel.
- Thread requirements: Rolled Thread Screws per ASME B18.6.4, Type A.
- Finish: Cleaned or descaled in accordance with ASTM A380.
- Material Test Reports: (If applicable) The MTR must have documented lot traceability, including full chemical and mechanical figures, to the specification(s) above.

Fastenal Product Standard: FNL.SMS.TSL.A.SS

Sheet Metal Screw, Truss Head Slotted, Type A, 18-8 Stainless Steel

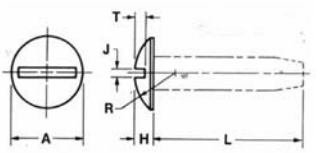

Size	A Head Diameter		H Head Height		R Head Radius	J Slot Width		T Slot Depth	
	Max.	Min.	Max.	Min.	Max.	Max.	Min.	Max.	Min.
0	.131	.119	.037	.029	.087	.023	.016	.022	.014
1	.164	.149	.045	.037	.107	.026	.019	.027	.018
2	.194	.180	.053	.044	.129	.031	.023	.031	.022
3	.226	.211	.061	.051	.151	.035	.027	.036	.026
4	.257	.241	.069	.059	.169	.039	.031	.040	.030
5	.289	.272	.078	.066	.191	.043	.035	.045	.034
6	.321	.303	.086	.074	.211	.048	.039	.050	.037
7	.352	.333	.094	.081	.231	.048	.039	.054	.041
8	.384	.364	.102	.088	.254	.054	.045	.058	.045
10	.448	.425	.118	.103	.283	.060	.050	.068	.053
12	.511	.487	.134	.118	.336	.067	.056	.077	.061
1/4	.573	.546	.150	.133	.375	.075	.064	.087	.070
5/16	.698	.666	.183	.162	.457	.084	.072	.106	.085
3/8	.823	.787	.215	.191	.538	.094	.081	.124	.100
7/16	.948	.907	.248	.221	.619	.094	.081	.142	.116
1/2	1.073	1.028	.280	.250	.701	.106	.091	.161	.131

Specification Requirements:

- Dimensions: ASME B18.6.4.
- Drive Style: Slotted
- Material: 18-8 stainless steel.
- Thread requirements: Rolled Thread Screws per ASME B18.6.4, Type A.
- Finish: Cleaned or de-scaled in accordance with ASTM A380.
- Material Test Reports: (If applicable) The MTR must have documented lot traceability, including full Chemical and mechanical figures, to the specification(s) above.

Fastenal Product Standard: FNL.SMS.TPH.A.SS

Sheet Metal Screw, Truss Head Cross Recessed, Type A, 18-8 Stainless Steel

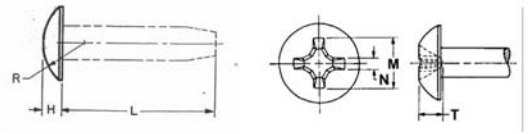

Size	A Head Diameter		H Head Height		R Head Radius	M Recess Diameter		T Recess Depth		N Recess Width
	Max.	Min.	Max.	Min.	Max.	Max.	Min.	Max.	Min.	Min.
0	.131	.119	.037	.029	.087	.063	.050	.037	.019	.013
1	.164	.149	.045	.037	.107	.071	.058	.045	.027	.014
2	.194	.180	.053	.044	.129	.104	.091	.059	.041	.018
3	.226	.211	.061	.051	.151	.110	.097	.066	.049	.018
4	.257	.241	.069	.059	.169	.112	.099	.069	.051	.018
5	.289	.272	.078	.066	.191	.128	.115	.085	.067	.019
6	.321	.303	.086	.074	.211	.158	.145	.084	.059	.027
7	.352	.333	.094	.081	.231	.165	.152	.091	.066	.028
8	.384	.364	.102	.088	.254	.173	.160	.099	.074	.029
10	.448	.425	.118	.103	.283	.188	.175	.115	.090	.030
12	.511	.487	.134	.118	.336	.248	.235	.128	.103	.032
1/4	.573	.546	.150	.133	.375	.263	.250	.143	.118	.033
5/16	.698	.666	.183	.162	.457	.352	.339	.193	.168	.059
3/8	.823	.787	.215	.191	.538	.383	.370	.226	.202	.063
7/16	.948	.907	.248	.221	.619	.414	.401	.257	.232	.068
1/2	1.073	1.028	.280	.250	.701	.444	.431	.288	.263	.072

Specification Requirements:

- Dimensions: ASME B18.6.4.
- Drive Style: Cross Recessed (Type 1)
- Material: 18-8 stainless steel.
- Thread requirements: Rolled Thread Screws per ASME B18.6.4, Type A.
- Finish: Cleaned or descaled in accordance with ASTM A380.
- Material Test Reports: (If applicable) The MTR must have documented lot traceability, including full chemical and mechanical figures, to the specification(s) above.

Fastenal Product Standard: FNL.SMS.OSL.A.SS

Sheet Metal Screw, Oval Head Slotted, Type A, 18-8 Stainless Steel

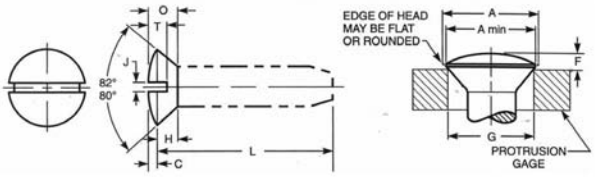

Size	L Length	A Head Diameter		H Head Side Height	C Head Crown Height	O Total Head Height	J Slot Width		T Slot Depth		F Protrusion Above Gaging Diameter		G Gaging Dia.
		Max.	Min.	Ref.	Ref.	Ref.	Max.	Min.	Max.	Min.	Max.	Min.	
0	3/16	.112	.096	.035	.021	.056	.023	.016	.030	.025	.047	.031	.078
1	3/16	.137	.120	.043	.025	.068	.026	.019	.038	.031	.053	.035	.101
2	3/16	.162	.144	.051	.029	.080	.031	.023	.045	.037	.058	.039	.124
3	7/32	.187	.167	.059	.033	.092	.035	.027	.052	.043	.064	.044	.148
4	1/4	.212	.191	.067	.037	.104	.039	.031	.059	.049	.069	.048	.172
5	1/4	.237	.215	.075	.041	.116	.043	.035	.067	.055	.075	.053	.196
6	5/16	.262	.238	.083	.045	.128	.048	.039	.074	.060	.080	.057	.220
7	3/8	.287	.262	.091	.049	.140	.048	.039	.081	.065	.085	.062	.243
8	7/16	.312	.285	.100	.052	.152	.054	.045	.088	.072	.091	.066	.267
10	1/2	.362	.333	.116	.060	.176	.060	.050	.103	.084	.102	.075	.313
12	9/16	.412	.380	.132	.068	.200	.067	.056+	.117	.096	.113	.084	.362
14	5/8	.462	.427	.148	.076	.224	.075	.064	.132	.108	.125	.093	.410
1/4	5/8	.477	.442	.153	.079	.232	.075	.064	.136	.112	.129	.095	.424
16	3/4	.512	.475	.164	.084	.248	.075	.064	.146	.120	.136	.102	.457
18	13/16	.561	.522	.180	.092	.272	.084	.072	.160	.132	.147	.111	.505
5/16	13/16	.597	.556	.191	.099	.290	.084	.072	.171	.141	.155	.117	.539
20	13/16	.611	.569	.196	.100	.296	.084	.072	.175	.144	.158	.120	.553
24	1	.711	.664	.228	.116	.344	.094	.081	.204	.168	.181	.138	.648
3/8	-	.717	.670	.230	.117	.347	.094	.081	.206	.170	.182	.139	.653
7/16	-	.760	.715	.223	.122	.345	.094	.081	.210	.174	.195	.150	.690
1/2	-	.815	.765	.223	.131	.354	.106	.091	.216	.176	.212	.163	.739

Specification Requirements:

- Dimensions: ASME B18.6.4.
- Drive Style: Slotted
- Material: 18-8 stainless steel.
- Thread requirements: Rolled Thread Screws per ASME B18.6.4, Type A.
- Finish: Cleaned or descaled in accordance with ASTM A380.
- Material Test Reports: (If applicable) The MTR must have documented lot traceability, including full chemical and mechanical figures, to the specification(s) above.

Sheet Metal Screws

Fastenal Product Standard: FNL.SMS.OPH.A.SS

Sheet Metal Screw, Oval Head Cross Recessed, Type A, 18-8 Stainless Steel

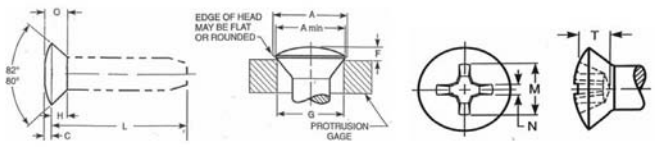

Size	L	A		H	C	O	F		G	M	T	N
	Length	Head Diameter		Head Side Height	Head Crown Height	Total Head Height	Protrusion Above Gaging Diameter		Gaging Dia.	Recess Dia.	Recess Depth	Recess Width
		Max	Min.	Ref.	Ref.	Ref.	Max.	Min.		Ref.	Ref.	Ref.
0	3/16	.112	.096	.035	.021	.056	.047	.031	.078	.068	.036	.014
1	3/16	.137	.120	.043	.025	.068	.053	.035	.101	.070	.039	.015
2	3/16	.162	.144	.051	.029	.080	.058	.039	.124	.106	.060	.018
3	7/32	.187	.167	.059	.033	.092	.064	.044	.148	.118	.072	.019
4	1/4	.212	.191	.067	.037	.104	.069	.048	.172	.130	.086	.019
5	1/4	.237	.215	.075	.041	.116	.075	.053	.196	.152	.073	.028
6	5/16	.262	.238	.083	.045	.128	.080	.057	.220	.172	.092	.030
7	3/8	.287	.262	.091	.049	.140	.085	.062	.243	.176	.098	.030
8	7/16	.312	.285	.100	.052	.152	.091	.066	.267	.188	.107	.031
10	1/2	.362	.333	.116	.060	.176	.102	.075	.313	.202	.125	.033
12	9/16	.412	.380	.132	.068	.200	.113	.084	.362	.264	.140	.038
14	5/8	.462	.427	.148	.076	.224	.125	.093	.410	.282	.152	.039
1/4	5/8	.477	.442	.153	.079	.232	.129	.095	.424	.284	.160	.040
16	3/4	.512	.475	.164	.084	.248	.136	.102	.457	.326	.202	.046
18	13/16	.561	.522	.180	.092	.272	.147	.111	.505	.374	.214	.064
5/16	13/16	.597	.556	.191	.099	.290	.155	.117	.539	.384	.226	.065
20	13/16	.611	.569	.196	.100	.296	.158	.120	.553	.394	.233	.066
24	1	.711	.664	.228	.116	.344	.181	.138	.648	.430	.270	.072
3/8	-	.717	.670	.230	.117	.347	.182	.139	.653	.404	.245	.068
7/16	-	.760	.715	.223	.122	.345	.195	.150	.690	.416	.257	.070
1/2	-	.815	.765	.223	.131	.354	.212	.163	.739	.430	.271	.071

Specification Requirements:

- Dimensions: ASME B18.6.4.
- Drive Style: Cross recessed, (Type 1)
- Material: 18-8 stainless steel.
- Thread requirements: Rolled Thread Screws per ASME B18.6.4, Type A.
- Finish: Cleaned or descaled in accordance with ASTM A380.
- Material Test Reports: (If applicable) The MTR must have documented lot traceability, including full chemical and mechanical figures, to the specification(s) above.

Fastenal Product Standard: FNL.SMS.FSQ.A.SS

Sheet Metal Screw, Flat Countersunk Head Square Drive, Type A, Stainless Steel

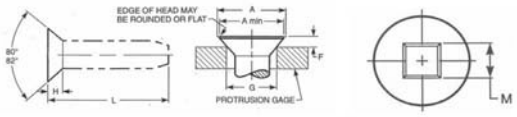

Size	A		H	F		G	M
	Head Diameter		Head Height	Protrusion Above Gaging Diameter		Gaging Diameter	Recess Diameter
	Max.	Min.	Ref.	Max.	Min.		Ref.
0	.112	.096	.035	.026	.016	.078	-
1	.137	.120	.043	.028	.016	.101	-
2	.162	.144	.051	.029	.017	.124	-
3	.187	.167	.059	.031	.018	.148	.070
4	.212	.191	.067	.032	.019	.172	.070
5	.237	.215	.075	.034	.020	.196	.091
6	.262	.238	.083	.036	.021	.220	.091
7	.287	.262	.091	.037	.022	.243	-
8	.312	.285	.100	.039	.023	.267	.112
10	.362	.333	.116	.042	.025	.313	.112
12	.412	.380	.132	.045	.027	.362	.133
14	.462	.427	.148	.049	.029	.410	-
1/4	.477	.442	.153	.050	.029	.424	.133
16	.512	.475	.164	.052	.031	.457	-
18	.561	.522	.180	.055	.033	.505	-
5/16	.597	.556	.191	.057	.034	.539	.191
20	.611	.569	.196	.058	.035	.553	-
24	.711	.664	.228	.065	.039	.648	-
3/8	.717	.670	.230	.065	.039	.653	.191
7/16	.760	.715	.223	.073	.044	.690	-
1/2	.815	.765	.223	.081	.049	.739	-

Specification Requirements:

- Dimensions: ASME B18.6.4 for tapping screw dimensions. ASME B18.6.3 for square drive dimensions.
- Drive Style: Square drive
- Material: 18-8 stainless steel.
- Thread requirements: Rolled Thread Screws per ASME B18.6.4, Type A.
- Finish: Cleaned or descaled in accordance with ASTM A380.
- Material Test Reports: (If applicable) The MTR must have documented lot traceability, including full chemical and mechanical figures, to the specification(s) above.

Fastenal Product Standard: FNL.SMS.FSL.A.SS

Sheet Metal Screws, Flat Countersunk Head Slotted, Type A, 18-8 Stainless Steel

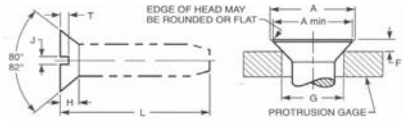

Nominal Size or Basic Screw Diameter		L		A		H	J		T		F		G
		These Lengths or Shorter are Undercut		Head Diameter		Head Height	Slot Width		Slot Depth		Protrusion Above Gaging Diameter		Gaging Diameter
		Types AB & A	Other Types	Max	Min	Ref	Max	Min	Max	Min	Max	Min	
0	0.0600	3/16	1/8	0.112	0.096	0.035	0.023	0.016	0.015	0.010	0.026	0.016	0.078
1	0.0730	3/16	5/32	0.137	0.120	0.043	0.026	0.019	0.019	0.012	0.028	0.016	0.101
2	0.0860	3/16	3/16	0.162	0.144	0.051	0.031	0.023	0.023	0.015	0.029	0.017	0.124
3	0.0990	7/32	7/32	0.187	0.167	0.059	0.035	0.027	0.027	0.017	0.031	0.018	0.148
4	0.1120	1/4	1/4	0.212	0.191	0.067	0.039	0.031	0.030	0.020	0.032	0.019	0.172
5	0.1250	1/4	1/4	0.237	0.215	0.075	0.043	0.035	0.034	0.022	0.034	0.020	0.196
6	0.1380	5/16	5/16	0.262	0.238	0.083	0.048	0.039	0.038	0.024	0.036	0.021	0.220
7	0.1510	3/8	3/8	0.287	0.262	0.091	0.048	0.039	0.041	0.027	0.037	0.022	0.243
8	0.1640	7/16	7/16	0.312	0.285	0.100	0.054	0.045	0.045	0.029	0.039	0.023	0.267
10	0.1900	1/2	1/2	0.362	0.333	0.116	0.060	0.050	0.053	0.034	0.042	0.025	0.313
12	0.2160	9/16	9/16	0.412	0.380	0.132	0.067	0.056	0.060	0.039	0.045	0.027	0.362
14	0.2420	5/8	...	0.462	0.427	0.148	0.075	0.064	0.068	0.044	0.049	0.029	0.410
1/4	0.2500	5/8	5/8	0.477	0.442	0.153	0.075	0.064	0.070	0.046	0.050	0.029	0.424
16	0.2680	3/4	...	0.512	0.475	0.164	0.075	0.064	0.075	0.049	0.052	0.031	0.457
18	0.2940	13/16	...	0.561	0.522	0.180	0.084	0.072	0.083	0.054	0.055	0.033	0.505
5/16	0.3125	13/16	5/8	0.597	0.556	0.191	0.084	0.072	0.088	0.058	0.057	0.034	0.539
20	0.3200	13/16	...	0.611	0.569	0.196	0.084	0.072	0.090	0.059	0.058	0.035	0.553
24	0.3720	1	...	0.711	0.664	0.228	0.094	0.081	0.105	0.069	0.065	0.039	0.648
3/8	0.3750	....	5/8	0.717	0.670	0.230	0.094	0.081	0.106	0.070	0.065	0.039	0.653
7/16	0.4375	...	3/4	0.760	0.715	0.223	0.094	0.081	0.103	0.066	0.073	0.044	0.690
1/2	0.5000	...	3/4	0.815	0.765	0.223	0.106	0.091	0.103	0.065	0.081	0.049	0.739

Specification Requirements:

- Standard: ASME B18.6.4 (dimensional)
- Drive Style: Slotted
- Material: 18-8 stainless steel.
- Thread requirements: Rolled Thread Screws per ASME B18.6.4, Type A.
- Finish: Cleaned or de-scaled in accordance with ASTM A380.
- Material Test Reports: (If applicable) The MTR must have documented lot traceability, including full chemical and mechanical figures, to the specification(s) above.

Fastenal Product Standard: FNL.SMS.FPH.A.SS

Sheet Metal Screw, Flat Countersunk Head, Cross Recessed, Type A, 18-8 Stainless Steel

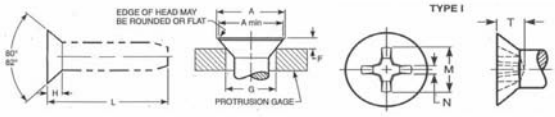

Size	A		H	F		G	M	T	N
	Head Diameter		Head Height	Protrusion Above Gaging Diameter		Gaging Diameter	Recess Diameter	Recess Depth	Recess Width
	Max.	Min.	Ref.	Max.	Min.		Ref.	Ref.	Ref.
0	.112	.096	.035	.026	.016	.078	.062	.035	.014
1	.137	.120	.043	.028	.016	.101	.070	.043	.015
2	.162	.144	.051	.029	.017	.124	.096	.055	.017
3	.187	.167	.059	.031	.018	.148	.100	.060	.018
4	.212	.191	.067	.032	.019	.172	.122	.081	.018
5	.237	.215	.075	.034	.020	.196	.148	.074	.027
6	.262	.238	.083	.036	.021	.220	.168	.094	.029
7	.287	.262	.091	.037	.022	.243	.176	.102	.030
8	.312	.285	.100	.039	.023	.267	.182	.110	.030
10	.362	.333	.116	.042	.025	.313	.198	.124	.032
12	.412	.380	.132	.045	.027	.362	.262	.144	.035
14	.462	.427	.148	.049	.029	.410	.276	.160	.036
1/4	.477	.442	.153	.050	.029	.424	.276	.160	.036
16	.512	.475	.164	.052	.031	.457	.296	.180	.039
18	.561	.522	.180	.055	.033	.505	.358	.205	.061
5/16	.597	.556	.191	.057	.034	.539	.358	.205	.061
20	.611	.569	.196	.058	.035	.553	.372	.219	.062
24	.711	.664	.228	.065	.039	.648	.386	.234	.065
3/8	.717	.670	.230	.065	.039	.653	.386	.234	.065
7/16	.760	.715	.223	.073	.044	.690	.402	.250	.068
1/2	.815	.765	.223	.081	.049	.739	.418	.265	.069

Specification Requirements:

- Dimensions: ASME B18.6.4.
- Drive Style: Cross Recessed, (Type 1)
- Material: 18-8 stainless steel.
- Thread requirements: Rolled Thread Screws per ASME B18.6.4, Type A.
- Finish Cleaned or descaled per ASTM A380
- Material Test Reports: (If applicable) The MTR must have documented lot traceability, including full chemical and mechanical figures, to the specification(s) above.

FASTENER STANDARDS

Sheet Metal Screws, Cap Screws

Fastenal Product Standard: FNL.SMS.HW.A.SS

Sheet Metal Screw, Hex Washer Head, Type A, 18-8 Stainless Steel

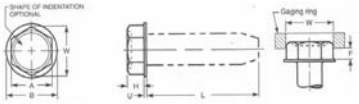

Size	A W.A.F. Max.	A W.A.F. Min.	W W.A.C. Min.	H Head Height Max.	H Head Height Min.	B Washer Dia. Max.	B Washer Dia. Min.	U Washer Thick. Max.	U Washer Thick. Min.	F Protrusion Min.	J Slot Width Max.	J Slot Width Min.	T Slot Depth Max.	T Slot Depth Min.
2	.125	.120	.134	.050	.040	.166	.154	.016	.010	.024	-	-	-	-
3	.125	.120	.134	.055	.044	.177	.163	.016	.010	.026	-	-	-	-
4	.188	.181	.202	.060	.049	.243	.225	.019	.011	.029	.039	.031	.042	.025
5	.188	.181	.202	.070	.058	.260	.240	.025	.015	.035	.043	.035	.049	.030
6	.250	.244	.272	.093	.080	.328	.302	.025	.015	.048	.048	.039	.053	.033
7	.250	.244	.272	.093	.080	.328	.302	.029	.017	.048	.048	.039	.062	.040
8	.250	.244	.272	.110	.096	.348	.322	.031	.019	.058	.054	.045	.074	.052
10	.312	.305	.340	.120	.105	.414	.384	.031	.019	.063	.060	.050	.080	.057
12	.312	.305	.340	.155	.139	.432	.398	.039	.022	.083	.067	.056	.103	.077
14	.375	.367	.409	.190	.172	.520	.480	.050	.030	.103	-	-	-	-
1/4	.375	.367	.409	.190	.172	.520	.480	.050	.030	.103	.075	.064	.111	.083
5/16	.500	.489	.545	.230	.208	.676	.624	.055	.035	.125	.084	.072	.134	.100
20	.500	.489	.545	.230	.208	.676	.624	.055	.035	.125	-	-	-	-
24	.562	.551	.614	.295	.270	.780	.720	.063	.037	.162	-	-	-	-
3/8	.562	.551	.614	.295	.270	.780	.720	.063	.037	.162	.094	.081	.168	.131
7/16	.625	.610	.682	.348	.321	.870	.790	.073	.043	.193	-	-	-	-
1/2	.750	.735	.820	.400	.367	1.040	.960	.085	.050	.220	-	-	-	-

Specification Requirements:

- Dimensions: ASME B18.6.4.
- Material: 18-8 Stainless Steel.
- Thread requirements: Rolled Thread Screws per ASME B18.6.4, Type A.
- Finish: Cleaned or descaled in accordance with ASTM A380.
- Material Test Reports: (If applicable) The MTR must have documented lot traceability, including full chemical and mechanical figures, to the specification(s) above.

Fastenal Product Standard: FNL.SHCS.SS

Socket Head Cap Screws, Stainless Steel

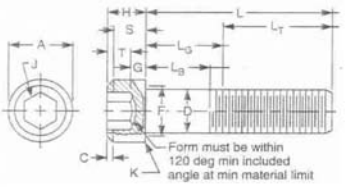

Size	D Body Diameter Max.	D Body Diameter Min.	A Head Diameter Max.	A Head Diameter Min.	H Head Height Max.	H Head Height Min.	J Hex Socket Nom.	T Key Engag. Min.
0	.0600	.0568	.096	.091	.060	.057	.050	.025
1	.0730	.0695	.188	.112	.073	.070	.063	.031
2	.0860	.0822	.140	.134	.086	.083	.078	.038
3	.0990	.0949	.161	.154	.099	.095	.078	.044
4	.1120	.1075	.183	.176	.112	.108	.094	.051
5	.1250	.1202	.205	.198	.125	.121	.094	.057
6	.1380	.1329	.226	.218	.138	.134	.109	.064
8	.1640	.1585	.270	.262	.164	.159	.141	.077
10	.1900	.1840	.312	.303	.190	.185	.156	.090
12	.2160	.2127	.343	.337	.216	.211	.158	.103
1/4	.2500	.2435	.375	.365	.250	.244	.188	.120
5/16	.3125	.3053	.469	.457	.312	.306	.250	.151
3/8	.3750	.3678	.562	.550	.375	.368	.313	.182
7/16	.4375	.4294	.656	.642	.438	.430	.375	.213
1/2	.5000	.4919	.750	.735	.500	.492	.375	.245
5/8	.6250	.6163	.938	.921	.625	.616	.500	.307
3/4	.7500	.7406	1.125	1.107	.750	.740	.625	.370
7/8	.8750	.8647	1.312	1.293	.875	.864	.750	.432
1	1.000	.9886	1.500	1.479	1.000	.988	.750	.495
1 1/8	1.125	1.1086	1.688	1.665	1.125	1.111	.875	.557
1 1/4	1.250	1.2336	1.875	1.852	1.250	1.236	.875	.620
1 3/8	1.375	1.3568	2.062	2.038	1.375	1.360	1.000	.682
1 1/2	1.500	1.4818	2.250	2.224	1.500	1.485	1.000	.745
1 3/4	1.750	1.7295	2.625	2.597	1.750	1.734	1.250	.870
2	2.000	1.9870	3.000	2.970	2.000	1.983	1.500	.955

Specification Requirements:

- Dimensions: ASME B18.3
- Material & Mechanical Properties: Alloy Group 1 (18-8 stainless steel), Condition CW per ASTM F837
- Thread requirements: ANSI B1.1, Class 3A UNRC and UNRF (0.060" to 1" inclusive) Class 2A UNRC and UNRF (Over 1").
- Finish: Clean or descaled per ASTM A380
- Material Test Reports: The MTR must have documented lot traceability, including full chemical and mechanical figures, to the specification(s) above.

Fastenal Product Standard: FNL.SHCS.316

Socket Head Cap Screws, 316 Stainless Steel

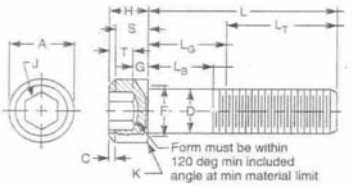

Size	D Body Diameter Max.	D Body Diameter Min.	A Head Diameter Max.	A Head Diameter Min.	H Head Height Max.	H Head Height Min.	J Hex Socket Nom.	T Key Engag. Min.
0	.0600	.0568	.096	.091	.060	.057	.050	.025
1	.0730	.0695	.188	.112	.073	.070	.063	.031
2	.0860	.0822	.140	.134	.086	.083	.078	.038
3	.0990	.0949	.161	.154	.099	.095	.078	.044
4	.1120	.1075	.183	.176	.112	.108	.094	.051
5	.1250	.1202	.205	.198	.125	.121	.094	.057
6	.1380	.1329	.226	.218	.138	.134	.109	.064
8	.1640	.1585	.270	.262	.164	.159	.141	.077
10	.1900	.1840	.312	.303	.190	.185	.156	.090
12	.2160	.2127	.343	.337	.216	.211	.158	.103
1/4	.2500	.2435	.375	.365	.250	.244	.188	.120
5/16	.3125	.3053	.469	.457	.312	.306	.250	.151
3/8	.3750	.3678	.562	.550	.375	.368	.313	.182
7/16	.4375	.4294	.656	.642	.438	.430	.375	.213
1/2	.5000	.4919	.750	.735	.500	.492	.375	.245
5/8	.6250	.6163	.938	.921	.625	.616	.500	.307
3/4	.7500	.7406	1.125	1.107	.750	.740	.625	.370
7/8	.8750	.8647	1.312	1.293	.875	.864	.750	.432
1	1.000	.9886	1.500	1.479	1.000	.988	.750	.495
1 1/8	1.125	1.1086	1.688	1.665	1.125	1.111	.875	.557
1 1/4	1.250	1.2336	1.875	1.852	1.250	1.236	.875	.620
1 3/8	1.375	1.3568	2.062	2.038	1.375	1.360	1.000	.682
1 1/2	1.500	1.4818	2.250	2.224	1.500	1.485	1.000	.745
1 3/4	1.750	1.7295	2.625	2.597	1.750	1.734	1.250	.870
2	2.000	1.9870	3.000	2.970	2.000	1.983	1.500	.955

Specification Requirements:

- Dimensions: ASME B18.3
- Material & Mechanical Properties: Alloy Group 1 (Alloy 316), Condition CW per ASTM F837
- Thread requirements: ANSI B1.1, Class 3A UNRC and UNRF (0.060" to 1" inclusive) Class 2A UNRC and UNRF (Over 1").
- Finish: Cleaned or descaled per ASTM A380
- Material Test Reports: The MTR must have documented lot traceability, including full Chemical and mechanical figures, to the specification(s) above.

Fastenal Product Standard: FNL.BHSCS.SS

Socket Button Head Cap Screws, Stainless Steel

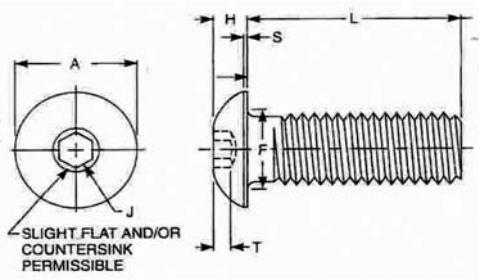

Nominal Size or Basic Screw Diameter		A Head Diameter Max	A Head Diameter Min	H Head Height Max	H Head Height Min	S Head Side Height Ref
0	0.0600	0.114	0.104	0.032	0.026	0.010
1	0.0730	0.139	0.129	0.039	0.033	0.010
2	0.0860	0.164	0.154	0.046	0.038	0.010
3	0.0990	0.188	0.176	0.052	0.044	0.010
4	0.1120	0.213	0.201	0.059	0.051	0.015
5	0.1250	0.238	0.226	0.066	0.058	0.015
6	0.1380	0.262	0.250	0.073	0.063	0.015
8	0.1640	0.312	0.298	0.087	0.077	0.015
10	0.1900	0.361	0.347	0.101	0.091	0.020
1/4	0.2500	0.437	0.419	0.132	0.122	0.031
5/16	0.3125	0.547	0.527	0.166	0.152	0.031
3/8	0.3750	0.656	0.636	0.199	0.185	0.031
1/2	0.5000	0.875	0.851	0.265	0.245	0.046
5/8	0.6250	1.000	0.970	0.331	0.311	0.062

J Hexagon Socket Size Nom		T Key Engagement Min	F Fillet Transition Diameter Max	F Fillet Transition Diameter Min	L Maximum Standard Length Nom
...	0.035	0.020	0.080	0.070	0.50
...	0.050	0.028	0.093	0.083	0.50
...	0.050	0.028	0.106	0.096	0.50
1/16	0.062	0.035	0.119	0.109	0.50
1/16	0.062	0.035	0.132	0.122	0.50
5/64	0.078	0.044	0.145	0.135	0.50
5/64	0.078	0.044	0.158	0.148	0.63
3/32	0.094	0.052	0.194	0.184	0.75
1/8	0.125	0.070	0.220	0.210	1.00
5/32	0.156	0.087	0.290	0.280	1.00
3/16	0.188	0.105	0.353	0.343	1.00
7/32	0.219	0.122	0.415	0.405	1.25
5/16	0.312	0.175	0.560	0.540	2.00
3/8	0.375	0.210	0.685	0.665	2.00

Specification Requirements:

- Dimensions: ASME B18.3
- Material & Mechanical: 304 stainless steel, Alloy Condition CW, ASTM F879
- Thread requirements: ANSI B1.1, Class 3A UNRC and UNRF.
- Finish: Cleaned or descaled per ASTM A380
- Material Test Reports: The MTR must have documented lot traceability, including full chemical and mechanical figures, to the specification(s) above.

Cap Screws

Fastenal Product Standard: FNL.BHSCS.316

Socket Button Head Cap Screws, 316 Stainless Steel

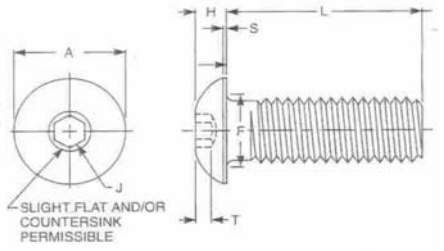

Nominal Size or Basic Screw Diameter		A Head Diameter Max	A Head Diameter Min	H Head Height Max	H Head Height Min	S Head Side Height Ref
0	0.0600	0.114	0.104	0.032	0.026	0.010
1	0.0730	0.139	0.129	0.039	0.033	0.010
2	0.0860	0.164	0.154	0.046	0.038	0.010
3	0.0990	0.188	0.176	0.052	0.044	0.010
4	0.1120	0.213	0.201	0.059	0.051	0.015
5	0.1250	0.238	0.226	0.066	0.058	0.015
6	0.1380	0.262	0.250	0.073	0.063	0.015
8	0.1640	0.312	0.298	0.087	0.077	0.015
10	0.1900	0.361	0.347	0.101	0.091	0.020
1/4	0.2500	0.437	0.419	0.132	0.122	0.031
5/16	0.3125	0.547	0.527	0.166	0.152	0.031
3/8	0.3750	0.656	0.636	0.199	0.185	0.031
1/2	0.5000	0.875	0.851	0.265	0.245	0.046
5/8	0.6250	1.000	0.970	0.331	0.311	0.062

J Hexagon Socket Size Nom	J Min	T Key Engagement Min	F Fillet Transition Diameter Max	F Min	L Maximum Standard Length Nom
...	0.035	0.020	0.080	0.070	0.50
...	0.050	0.028	0.093	0.083	0.50
...	0.050	0.028	0.106	0.096	0.50
1/16	0.062	0.035	0.119	0.109	0.50
1/16	0.062	0.035	0.132	0.122	0.50
5/64	0.078	0.044	0.145	0.135	0.50
5/64	0.078	0.044	0.158	0.148	0.63
3/32	0.094	0.052	0.194	0.184	0.75
1/8	0.125	0.070	0.220	0.210	1.00
5/32	0.156	0.087	0.290	0.280	1.00
3/16	0.188	0.105	0.353	0.343	1.00
7/32	0.219	0.122	0.415	0.405	1.25
5/16	0.312	0.175	0.560	0.540	2.00
3/8	0.375	0.210	0.685	0.665	2.00

Specification Requirements:

- Dimensions: ASME B18.3
- Material & Mechanical: 316 stainless steel, Alloy Condition CW, ASTM F879
- Thread requirements: ANSI B1.1, Class 3A UNRC and UNRF.
- Finish: Cleaned or descaled per ASTM A380
- Material Test Reports: The MTR must have documented lot traceability, including full chemical and mechanical figures, to the specification(s) above.

Fastenal Product Standard: FNL.FHSCS.SS

Flat Head Socket Cap Screws, Stainless Steel

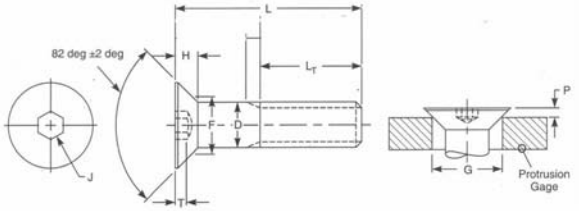

Nominal Size or Basic Screw Dia		D Body Dia Max	D Body Dia Min	A Head Dia Theo. Sharp Max	A Head Dia Abs. Min	H Head Height Ref	G Protrusion Gage Dia Max	G Min	P Protrusion Max	P Min	M Spline Socket Size	J Hexagon Socket Size Nominal		T Key Engagement Min	F Fillet Transition Dia Max
0	0.0600	0.0600	0.0568	0.138	0.117	0.044	0.078	0.077	0.036	0.026	0.048	...	0.035	0.025	0.072
1	0.0730	0.0730	0.0695	0.168	0.143	0.054	0.101	0.100	0.040	0.028	0.060	...	0.050	0.031	0.089
2	0.0860	0.0860	0.0822	0.197	0.168	0.064	0.124	0.123	0.043	0.031	0.060	...	0.050	0.038	0.106
3	0.0990	0.0990	0.0949	0.226	0.193	0.073	0.148	0.147	0.046	0.033	0.072	1/16	0.062	0.044	0.119
4	0.1120	0.1120	0.1075	0.255	0.218	0.083	0.172	0.171	0.049	0.036	0.072	1/16	0.062	0.055	0.136
5	0.1250	0.1250	0.1202	0.281	0.240	0.090	0.196	0.195	0.051	0.037	0.096	5/64	0.078	0.061	0.153
6	0.1380	0.1380	0.1329	0.307	0.263	0.097	0.220	0.219	0.052	0.037	0.096	5/64	0.078	0.066	0.168
8	0.1640	0.1640	0.1585	0.359	0.311	0.112	0.267	0.266	0.055	0.039	0.111	3/32	0.094	0.076	0.194
10	0.1900	0.1900	0.1840	0.411	0.359	0.127	0.313	0.312	0.058	0.041	0.145	1/8	0.125	0.087	0.220
1/4	0.2500	0.2500	0.2435	0.531	0.480	0.161	0.424	0.423	0.064	0.043	0.183	5/32	0.156	0.111	0.280
5/16	0.3125	0.3125	0.3053	0.656	0.600	0.198	0.539	0.538	0.070	0.047	0.216	3/16	0.188	0.135	0.343
3/8	0.3750	0.3750	0.3678	0.781	0.720	0.234	0.653	0.652	0.076	0.050	0.251	7/32	0.219	0.159	0.405
7/16	0.4375	0.4375	0.4294	0.844	0.781	0.234	0.690	0.689	0.092	0.063	0.291	1/4	0.250	0.159	0.468
1/2	0.5000	0.5000	0.4919	0.938	0.872	0.251	0.739	0.738	0.119	0.087	0.372	5/16	0.312	0.172	0.530
5/8	0.6250	0.6250	0.6163	1.188	1.112	0.324	0.962	0.961	0.135	0.096	0.454	3/8	0.375	0.220	0.655
3/4	0.7500	0.7500	0.7406	1.438	1.355	0.396	1.186	1.185	0.150	0.105	0.454	1/2	0.500	0.220	0.780
7/8	0.8750	0.8750	0.8647	1.688	1.604	0.468	1.411	1.410	0.165	0.118	...	9/16	0.562	0.248	0.905
1	1.0000	1.0000	0.9886	1.938	1.841	0.540	1.635	1.634	0.181	0.130	...	5/8	0.625	0.297	1.030
1-1/8	1.1250	1.1250	1.1086	2.188	2.079	0.611	1.859	1.858	0.196	0.140	...	3/4	0.750	0.325	1.187
1-1/4	1.2500	1.2500	1.2336	2.438	2.316	0.683	2.083	2.082	0.212	0.150	...	7/8	0.875	0.358	1.312
1-3/8	1.3750	1.3750	1.3568	2.688	2.553	0.755	2.306	2.305	0.228	0.162	...	7/8	0.875	0.402	1.437
1-1/2	1.5000	1.5000	1.4818	2.938	2.791	0.827	2.530	2.529	0.243	0.173	...	1	1.000	0.435	1.562

Specification Requirements:

- Dimensions: ASME B18.3
- Material & Mechanical Properties: 304 stainless steel, Alloy Condition CW, ASTM F879
- Thread requirements: ANSI B1.1, Class 3A UNRC and UNRF (0.060" to 1" inclusive) Class 2A UNRC and UNRF (Over 1" to 1.5" inclusive) Class 2A UNRC series (Over 1.5").
- Finish: Cleaned or descaled per ASTM A380
- Material Test Reports: The MTR must have documented lot traceability, including full chemical and mechanical figures, to the specification(s) above.

Fastenal Product Standard: FNL.FHSCS.316

Flat Head Socket Cap Screws, 316 Stainless Steel

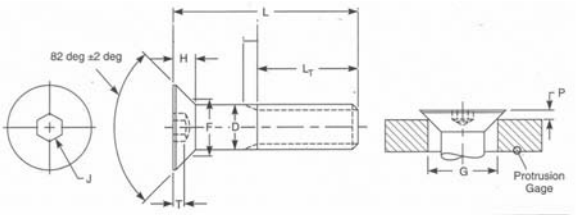

Nominal Size or Basic Screw Dia		D Body Dia Max	D Body Dia Min	A Head Dia Theo. Sharp Max	A Head Dia Abs. Min	H Head Height Ref	G Protrusion Gage Dia Max	G Min	P Protrusion Max	P Min	M Spline Socket Size	J Hexagon Socket Size Nominal		T Key Engagement Min	F Fillet Transition Dia Max
0	0.0600	0.0600	0.0568	0.138	0.117	0.044	0.078	0.077	0.036	0.026	0.048	...	0.035	0.025	0.072
1	0.0730	0.0730	0.0695	0.168	0.143	0.054	0.101	0.100	0.040	0.028	0.060	...	0.050	0.031	0.089
2	0.0860	0.0860	0.0822	0.197	0.168	0.064	0.124	0.123	0.043	0.031	0.060	...	0.050	0.038	0.106
3	0.0990	0.0990	0.0949	0.226	0.193	0.073	0.148	0.147	0.046	0.033	0.072	1/16	0.062	0.044	0.119
4	0.1120	0.1120	0.1075	0.255	0.218	0.083	0.172	0.171	0.049	0.036	0.072	1/16	0.062	0.055	0.136
5	0.1250	0.1250	0.1202	0.281	0.240	0.090	0.196	0.195	0.051	0.037	0.096	5/64	0.078	0.061	0.153
6	0.1380	0.1380	0.1329	0.307	0.263	0.097	0.220	0.219	0.052	0.037	0.096	5/64	0.078	0.066	0.168
8	0.1640	0.1640	0.1585	0.359	0.311	0.112	0.267	0.266	0.055	0.039	0.111	3/32	0.094	0.076	0.194
10	0.1900	0.1900	0.1840	0.411	0.359	0.127	0.313	0.312	0.058	0.041	0.145	1/8	0.125	0.087	0.220
1/4	0.2500	0.2500	0.2435	0.531	0.480	0.161	0.424	0.423	0.064	0.043	0.183	5/32	0.156	0.111	0.280
5/16	0.3125	0.3125	0.3053	0.656	0.600	0.198	0.539	0.538	0.070	0.047	0.216	3/16	0.188	0.135	0.343
3/8	0.3750	0.3750	0.3678	0.781	0.720	0.234	0.653	0.652	0.076	0.050	0.251	7/32	0.219	0.159	0.405
7/16	0.4375	0.4375	0.4294	0.844	0.781	0.234	0.690	0.689	0.092	0.063	0.291	1/4	0.250	0.159	0.468
1/2	0.5000	0.5000	0.4919	0.938	0.872	0.251	0.739	0.738	0.119	0.087	0.372	5/16	0.312	0.172	0.530
5/8	0.6250	0.6250	0.6163	1.188	1.112	0.324	0.962	0.961	0.135	0.096	0.454	3/8	0.375	0.220	0.655
3/4	0.7500	0.7500	0.7406	1.438	1.355	0.396	1.186	1.185	0.150	0.105	0.454	1/2	0.500	0.220	0.780
7/8	0.8750	0.8750	0.8647	1.688	1.604	0.468	1.411	1.410	0.165	0.118	...	9/16	0.562	0.248	0.905
1	1.0000	1.0000	0.9886	1.938	1.841	0.540	1.635	1.634	0.181	0.130	...	5/8	0.625	0.297	1.030
1-1/8	1.1250	1.1250	1.1086	2.188	2.079	0.611	1.859	1.858	0.196	0.140	...	3/4	0.750	0.325	1.187
1-1/4	1.2500	1.2500	1.2336	2.438	2.316	0.683	2.083	2.082	0.212	0.150	...	7/8	0.875	0.358	1.312
1-3/8	1.3750	1.3750	1.3568	2.688	2.553	0.755	2.306	2.305	0.228	0.162	...	7/8	0.875	0.402	1.437
1-1/2	1.5000	1.5000	1.4818	2.938	2.791	0.827	2.530	2.529	0.243	0.173	...	1	1.000	0.435	1.562

Specification Requirements:

- Dimensions: ASME B18.3
- Material & Mechanical Properties: 316 stainless steel, Alloy Condition CW, ASTM F879
- Thread requirements: ANSI B1.1, Class 3A UNRC and UNRF (0.060" to 1" inclusive) Class 2A UNRC and UNRF (Over 1" to 1.5" inclusive) Class 2A UNRC series (Over 1.5").
- Finish: Cleaned or descaled per ASTM A380
- Material Test Reports: The MTR must have documented lot traceability, including full chemical and mechanical figures, to the specification(s) above.

Fastenal Product Standard: FNL.LHSCS.SS

Low Head Socket Cap Screws, 18-8 Stainless Steel

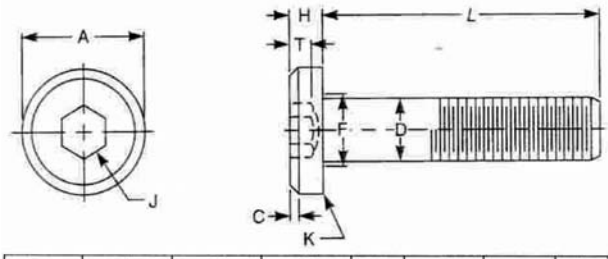

Nominal Size or Basic Screw Diameter		D Body Diameter Max	D Body Diameter Min	A Head Diameter Max	A Head Diameter Min	H Head Height Max	H Head Height Min	C Chamfer or Radius Max	J Hexagon Socket Size Nom		T Key Engagement Min	K Chamfer or Radius Max
4	0.1120	0.1120	0.1075	0.183	0.178	0.059	0.053	0.009	...	0.050	0.038	0.008
5	0.1250	0.1250	0.1202	0.205	0.200	0.065	0.059	0.012	1/16	0.062	0.044	0.008
6	0.1380	0.1380	0.1329	0.226	0.221	0.072	0.066	0.013	1/16	0.062	0.050	0.008
8	0.1640	0.1640	0.1585	0.270	0.265	0.085	0.079	0.014	5/64	0.078	0.060	0.008
10	0.1900	0.1900	0.1840	0.312	0.307	0.098	0.092	0.018	3/32	0.094	0.072	0.008
1/4	0.2500	0.2500	0.2435	0.375	0.369	0.127	0.121	0.025	1/8	0.125	0.094	0.010
5/16	0.3125	0.3125	0.3053	0.437	0.431	0.158	0.152	0.033	5/32	0.156	0.110	0.010
3/8	0.3750	0.3750	0.3678	0.562	0.556	0.192	0.182	0.040	3/16	0.188	0.115	0.010
7/16	0.4375	0.4375	0.4294	0.625	0.618	0.223	0.213	0.047	7/32	0.219	0.135	0.015
1/2	0.5000	0.5000	0.4919	0.750	0.743	0.254	0.244	0.055	1/4	0.250	0.151	0.015
5/8	0.6250	0.6250	0.6163	0.875	0.867	0.316	0.306	0.070	5/16	0.312	0.250	0.015

Specification Requirements:

- Standard: ASME B18.3, 2002.
- Material: 18-8 Stainless steel.
- Thread requirements: ANSI B1.1, Class 3A UNRC and UNRF (0.060" to 1" inclusive) Class 2A UNRC and UNRF (Over 1").
- Finish: Cleaned or descaled in accordance with ASTM A380.
- Material Test Reports: The MTR must have documented lot traceability, including full Chemical and mechanical figures, to the specification(s) above.

Socket Set Screws

Fastenal Product Standard: FNL.SSS.CP.SS

Socket Set Screws, Cup Point, Stainless Steel

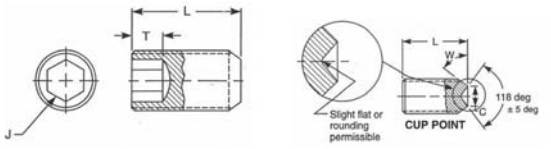

Size	J Hexagon Socket Size Nom.		T Key Engagement Min.	C Point Diameter Max.	C Point Diameter Min.	B Shortest Optimum Nominal Length
0	-	.028	.050	.033	.027	.13
1	-	.028	.060	.040	.033	.13
2	-	.035	.060	.047	.039	.13
3	-	.050	.070	.054	.045	.19
4	-	.050	.070	.061	.051	.19
5	1/16	.062	.080	.067	.057	.19
6	1/16	.062	.080	.074	.064	.19
8	5/64	.078	.090	.087	.076	.19
10	3/32	.094	.100	.102	.088	.19
1/4	1/8	.125	.125	.132	.118	.25
5/16	5/32	.156	.156	.172	.156	.31
3/8	3/16	.188	.188	.212	.194	.38
7/16	7/32	.219	.219	.252	.232	.44
1/2	1/4	.250	.250	.291	.270	.50
5/8	5/16	.312	.312	.371	.347	.63
3/4	3/8	.375	.375	.450	.425	.75
7/8	1/2	.500	.500	.530	.502	.88
1	9/16	.562	.562	.609	.579	1.00
1 1/8	9/16	.562	.562	.689	.655	1.25
1 1/4	5/8	.625	.625	.767	.733	1.25
1 3/8	5/8	.625	.625	.848	.808	1.50
1 1/2	3/4	.750	.750	.926	.886	1.50
1 3/4	1	1.000	1.000	1.086	1.039	1.75
2	1	1.000	1.000	1.244	1.193	2.00

*W shall be 45° +5° -0° for screw lengths equal to or longer than the lengths listed in column B and 30° minimum for shorter screws.

Specification Requirements:

- Dimensions: ASME B18.3, Cup Point
- Material & Mechanical Properties: ASTM F880, Condition CW
- Thread requirements: ANSI B1.1, Class 3A, UNC and UNF.
- Finish: Cleaned or descaled per ASTM A380.
- Material Test Reports: The MTR must have documented lot traceability, including full chemical and mechanical figures, to the specification(s) above.

Fastenal Product Standard: FNL.SSS.FP.SS

Socket Set Screws, Flat Point, Stainless Steel

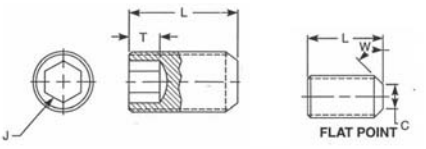

Size	J Hexagon Socket Size Nom.		T Key Engagement Min.	C Point Diameter Max.	C Point Diameter Min.	B Shortest Optimum Nominal Length
0	-	.028	.050	.033	.027	.13
1	-	.028	.060	.040	.033	.13
2	-	.035	.060	.047	.039	.13
3	-	.050	.070	.054	.045	.19
4	-	.050	.070	.061	.051	.19
5	1/16	.062	.080	.067	.057	.19
6	1/16	.062	.080	.074	.064	.19
8	5/64	.078	.090	.087	.076	.19
10	3/32	.094	.100	.102	.088	.19
1/4	1/8	.125	.125	.132	.118	.25
5/16	5/32	.156	.156	.172	.156	.31
3/8	3/16	.188	.188	.212	.194	.38
7/16	7/32	.219	.219	.252	.232	.44
1/2	1/4	.250	.250	.291	.270	.50
5/8	5/16	.312	.312	.371	.347	.63
3/4	3/8	.375	.375	.450	.425	.75
7/8	1/2	.500	.500	.530	.502	.88
1	9/16	.562	.562	.609	.579	1.00
1 1/8	9/16	.562	.562	.689	.655	1.25
1 1/4	5/8	.625	.625	.767	.733	1.25
1 3/8	5/8	.625	.625	.848	.808	1.50
1 1/2	3/4	.750	.750	.926	.886	1.50
1 3/4	1	1.000	1.000	1.086	1.039	1.75
2	1	1.000	1.000	1.244	1.193	2.00

*W shall be 45° +5° -0° for screw lengths equal to or longer than the lengths listed in column B and 30° minimum for shorter screws.

Specification Requirements:

- Dimensions: ASME B18.3, Flat Point
- Material & Mechanical Properties: ASTM F880, Condition CW
- Thread requirements: ANSI B1.1, Class 3A, UNC and UNF.
- Finish: Cleaned or descaled per ASTM A380.
- Material Test Reports: The MTR must have documented lot traceability, including full chemical and mechanical figures, to the specification(s) above.

Fastenal Product Standard: FNL.SSS.HD.SS

Socket Set Screws, Half Dog Point, Stainless Steel

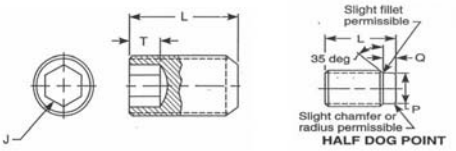

Size	J Hexagon Socket Size Nom.		T Key Engagement Min.	P Half Dog Point Diameter Max.	P Half Dog Point Diameter Min.	Q Half Dog Point Length Max.	Q Half Dog Point Length Min.	B Shortest Optimum Nominal Length
0	-	.028	.050	.040	.037	.017	.013	.13
1	-	.028	.060	.049	.045	.021	.017	.13
2	-	.035	.060	.057	.053	.024	.020	.19
3	-	.050	.070	.066	.062	.027	.023	.19
4	-	.050	.070	.075	.070	.030	.026	.19
5	1/16	.062	.080	.083	.078	.033	.027	.19
6	1/16	.062	.080	.092	.087	.038	.032	.19
8	5/64	.078	.090	.109	.103	.043	.037	.25
10	3/32	.094	.100	.127	.120	.049	.041	.25
1/4	1/8	.125	.125	.156	.149	.067	.059	.31
5/16	5/32	.156	.156	.203	.195	.082	.074	.38
3/8	3/16	.188	.188	.250	.241	.099	.089	.44
7/16	7/32	.219	.219	.297	.287	.114	.104	.50
1/2	1/4	.250	.250	.344	.334	.130	.120	.63
5/8	5/16	.312	.312	.469	.456	.164	.148	.88
3/4	3/8	.375	.375	.562	.549	.196	.180	1.00
7/8	1/2	.500	.500	.656	.642	.227	.211	1.00
1	9/16	.562	.562	.750	.734	.260	.240	1.25
1 1/8	9/16	.562	.562	.844	.826	.291	.271	1.25
1 1/4	5/8	.625	.625	.938	.920	.323	.303	1.50
1 3/8	5/8	.625	.625	.1031	1.011	.354	.334	1.50
1 1/2	3/4	.750	.750	1.125	1.105	.385	.365	1.75
1 3/4	1	1.000	1.000	1.312	1.289	.448	.428	2.00
2	1	1.000	1.000	1.500	1.474	.510	.490	2.50

Specification Requirements:

- Dimensions: ASME B18.3, Half Dog Point
- Material & Mechanical Properties: ASTM F880, Condition CW
- Thread requirements: ANSI B1.1, Class 3A, UNC and UNF.
- Finish: Cleaned or descaled per ASTM A380.
- Material Test Reports: The MTR must have documented lot traceability, including full chemical and mechanical figures, to the specification(s) above.

Fastenal Product Standard: FNL.SSS.OP.SS

Socket Set Screws, Oval Point, Stainless Steel

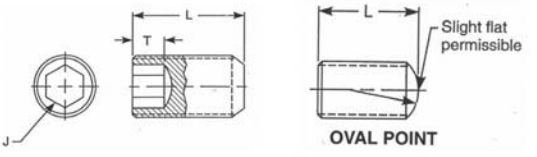

Size	J Hexagon Socket Size Nom.		T Key Engagement Min.	R Oval Point Radius Basic	B Shortest Optimum Nominal Length
0	-	.028	.050	.045	.13
1	-	.028	.060	.055	.19
2	-	.035	.060	.064	.19
3	-	.050	.070	.074	.19
4	-	.050	.070	.084	.19
5	1/16	.062	.080	.094	.19
6	1/16	.062	.080	.104	.25
8	5/64	.078	.090	.123	.25
10	3/32	.094	.100	.142	.25
1/4	1/8	.125	.125	.188	.31
5/16	5/32	.156	.156	.234	.44
3/8	3/16	.188	.188	.281	.44
7/16	7/32	.219	.219	.328	.63
1/2	1/4	.250	.250	.375	.63
5/8	5/16	.312	.312	.469	.88
3/4	3/8	.375	.375	.562	1.00
7/8	1/2	.500	.500	.656	1.00
1	9/16	.562	.562	.750	1.25
1 1/8	9/16	.562	.562	.844	1.50
1 1/4	5/8	.625	.625	.938	1.50
1 3/8	5/8	.625	.625	1.031	1.75
1 1/2	3/4	.750	.750	1.125	2.00
1 3/4	1	1.000	1.000	1.312	2.25
2	1	1.000	1.000	1.500	2.50

Specification Requirements:

- Dimensions: ASME B18.3, Oval Point
- Material & Mechanical Properties: ASTM F880, Condition CW
- Thread requirements: ANSI B1.1, Class 3A, UNC and UNF.
- Finish: Cleaned or descaled per ASTM A380.
- Material Test Reports: The MTR must have documented lot traceability, including full chemical and mechanical figures, to the specification(s) above.

Stripper Bolts

Fastenal Product Standard: FNL.STRIP.SS

Stripper Bolt, (Shoulder Screw), Stainless Steel

Nominal Size or Basic Shoulder Diameter		D Shoulder Diameter		A Head Diameter		H Head Height		C Chamfer or Radius	J Hexagon Socket Size		T Key Engagement
		Max	Min	Max	Min	Max	Min	Max	Nom		Min
1/4	0.250	0.2480	0.2460	0.375	0.357	0.188	0.177	0.020	1/8	0.125	0.094
5/16	0.312	0.3105	0.3085	0.438	0.419	0.219	0.209	0.026	5/32	0.156	0.117
3/8	0.375	0.3730	0.3710	0.562	0.543	0.250	0.240	0.031	3/16	0.188	0.141
1/2	0.500	0.4980	0.4960	0.750	0.729	0.312	0.302	0.040	1/4	0.250	0.188
5/8	0.625	0.6230	0.6210	0.875	0.853	0.375	0.365	0.050	5/16	0.312	0.234
3/4	0.750	0.7480	0.7460	1.000	0.977	0.500	0.490	0.069	3/8	0.375	0.281
1	1.000	0.9980	0.9960	1.312	1.287	0.625	0.610	0.083	1/2	0.500	0.375
1-1/4	1.250	1.2480	1.2460	1.750	1.723	0.750	0.735	0.102	5/8	0.625	0.469
1-1/2	1.500	1.4980	1.4960	2.125	2.095	1.000	0.980	0.138	7/8	0.875	0.656
1-3/4	1.750	1.7480	1.7460	2.375	2.345	1.125	1.105	0.157	1	1.000	0.750
2	2.000	1.9980	1.9960	2.750	2.720	1.250	1.230	0.176	1-1/4	1.250	0.937

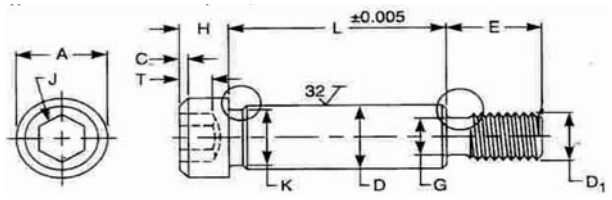

Nominal Size or Basic Shoulder Diameter		K Shoulder Neck Diameter	Shoulder Neck Width	D_1 Nominal Thread Size or Basic Thread Diameter		Threads per in.	G Thread Neck Diameter		I Thread Neck Width	Thread Neck Fillet		E Thread Length
		Min	Max				Max	Min	Max	Max	Min	Basic
1/4	0.250	0.227	0.093	10	0.1900	24	0.142	0.133	0.083	0.023	0.017	0.375
5/16	0.312	0.289	0.093	1/4	0.2500	20	0.193	0.182	0.100	0.028	0.022	0.438
3/8	0.375	0.352	0.093	5/16	0.3125	18	0.249	0.237	0.111	0.031	0.025	0.500
1/2	0.500	0.477	0.093	3/8	0.3750	16	0.304	0.291	0.125	0.035	0.029	0.625
5/8	0.625	0.602	0.093	1/2	0.5000	13	0.414	0.397	0.154	0.042	0.036	0.750
3/4	0.750	0.727	0.093	5/8	0.6250	11	0.521	0.502	0.182	0.051	0.045	0.875
1	1.000	0.977	0.125	3/4	0.7500	10	0.638	0.616	0.200	0.055	0.049	1.000
1-1/4	1.250	1.227	0.125	7/8	0.8750	9	0.750	0.726	0.222	0.062	0.056	1.125
1-1/2	1.500	1.478	0.125	1-1/8	1.1250	7	0.964	0.934	0.286	0.072	0.066	1.500
1-3/4	1.750	1.728	0.125	1-1/4	1.2500	7	1.089	1.059	0.286	0.072	0.066	1.750
2	2.000	1.978	0.125	1-1/2	1.5000	6	1.307	1.277	0.333	0.102	0.096	2.000

Specification Requirements:

- Dimensions: ASME B18.3
- Material: 18-8 Stainless Steel
- Thread requirements: ANSI B1.1, Class 3A UNC.
- Finish: Cleaned or descaled per ASTM A380
- Material Test Reports: The MTR must have documented lot traceability, including full chemical and mechanical figures, to the specification(s) above.

Fastenal Product Standard: FNL.STRIP.316

Stripper Bolt, (Shoulder Screw), 316 Stainless Steel

Nominal Size or Basic Shoulder Diameter		D Shoulder Diameter		A Head Diameter		H Head Height		C Chamfer or Radius	J Hexagon Socket Size		T Key Engagement
		Max	Min	Max	Min	Max	Min	Max	Nom		Min
1/4	0.250	0.2480	0.2460	0.375	0.357	0.188	0.177	0.020	1/8	0.125	0.094
5/16	0.312	0.3105	0.3085	0.438	0.419	0.219	0.209	0.026	5/32	0.156	0.117
3/8	0.375	0.3730	0.3710	0.562	0.543	0.250	0.240	0.031	3/16	0.188	0.141
1/2	0.500	0.4980	0.4960	0.750	0.729	0.312	0.302	0.040	1/4	0.250	0.188
5/8	0.625	0.6230	0.6210	0.875	0.853	0.375	0.365	0.050	5/16	0.312	0.234
3/4	0.750	0.7480	0.7460	1.000	0.977	0.500	0.490	0.069	3/8	0.375	0.281
1	1.000	0.9980	0.9960	1.312	1.287	0.625	0.610	0.083	1/2	0.500	0.375
1-1/4	1.250	1.2480	1.2460	1.750	1.723	0.750	0.735	0.102	5/8	0.625	0.469
1-1/2	1.500	1.4980	1.4960	2.125	2.095	1.000	0.980	0.138	7/8	0.875	0.656
1-3/4	1.750	1.7480	1.7460	2.375	2.345	1.125	1.105	0.157	1	1.000	0.750
2	2.000	1.9980	1.9960	2.750	2.720	1.250	1.230	0.176	1-1/4	1.250	0.937

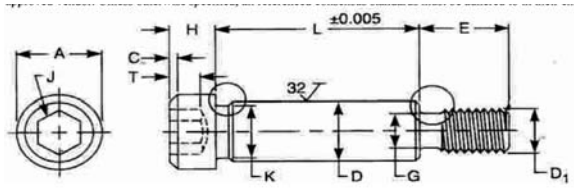

Nominal Size or Basic Shoulder Diameter		K Shoulder Neck Diameter	Shoulder Neck Width	D_1 Nominal Thread Size or Basic Thread Diameter		Threads per in.	G Thread Neck Diameter		I Thread Neck Width	Thread Neck Fillet		E Thread Length
		Min	Max				Max	Min	Max	Max	Min	Basic
1/4	0.250	0.227	0.093	10	0.1900	24	0.142	0.133	0.083	0.023	0.017	0.375
5/16	0.312	0.289	0.093	1/4	0.2500	20	0.193	0.182	0.100	0.028	0.022	0.438
3/8	0.375	0.352	0.093	5/16	0.3125	18	0.249	0.237	0.111	0.031	0.025	0.500
1/2	0.500	0.477	0.093	3/8	0.3750	16	0.304	0.291	0.125	0.035	0.029	0.625
5/8	0.625	0.602	0.093	1/2	0.5000	13	0.414	0.397	0.154	0.042	0.036	0.750
3/4	0.750	0.727	0.093	5/8	0.6250	11	0.521	0.502	0.182	0.051	0.045	0.875
1	1.000	0.977	0.125	3/4	0.7500	10	0.638	0.616	0.200	0.055	0.049	1.000
1-1/4	1.250	1.227	0.125	7/8	0.8750	9	0.750	0.726	0.222	0.062	0.056	1.125
1-1/2	1.500	1.478	0.125	1-1/8	1.1250	7	0.964	0.934	0.286	0.072	0.066	1.500
1-3/4	1.750	1.728	0.125	1-1/4	1.2500	7	1.089	1.059	0.286	0.072	0.066	1.750
2	2.000	1.978	0.125	1-1/2	1.5000	6	1.307	1.277	0.333	0.102	0.096	2.000

Specification Requirements:

- Dimensions: ASME B18.3
- Material: 316 Stainless Steel
- Thread requirements: ANSI B1.1, Class 3A UNC.
- Finish: Cleaned or descaled per ASTM A380
- Material Test Reports: The MTR must have documented lot traceability, including full chemical and mechanical figures, to the specification(s) above.

FASTENER STANDARDS

Pipe Plugs, Dowel Pins, Spring Pins, Square Head Set Screws

Fastenal Product Standard: FNL.SPP.SS

Socket Pipe Plugs, 18-8 Stainless Steel

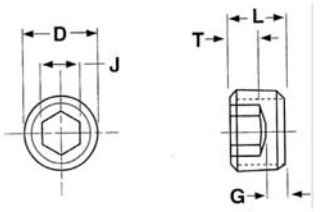

Nominal Size	D Nominal Outside Dia.	Threads per Inch	J Hex Socket Size	T Key Engt. Min.	G Wall Thick. Min.	L Overall Length Max.	L Overall Length Min.
1/16	.3120	27	5/32	.1400	.0620	.3240	.3000
1/8	.4050	27	3/16	.1400	.0620	.3240	.3000
1/4	.5400	18	1/4	.2180	.0730	.4570	.4170
3/8	.6750	18	5/16	.2500	.0840	.5200	.4800
1/2	.8400	14	3/8	.3120	.0950	.5820	.5420
3/4	1.0500	14	9/16	.3120	.1250	.6450	.6050
1	1.3150	11 1/2	5/8	.3750	.1250	.7700	.7300
1 1/4	1.6600	11 1/2	3/4	.4370	.1560	.8320	.7920
1 1/2	1.9000	11 1/2	1	.4370	.1560	.8430	.7800
2	2.3750	11 1/2	1	.4370	.1560	.9060	.8440

Specification Requirements:

- Dimensions: ANSI B1.20.3.
- Material: 18-8 Stainless Steel.
- Threads: Tapered thread (0.875" diametral per 12") extending its entire length and meeting a flush condition with a standard NPT tapped hole (0.075" diametral per 12").
- Finish: Cleaned or Descaled.
- Material Test Reports (If applicable): The MTR must have documented lot traceability, including full chemical and mechanical figures, to the specifications(s) above.

Fastenal Product Standard: FNL.DP.SS

Pin, Dowel, Stainless Steel

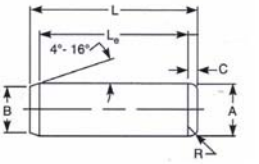

Size	A Pin Diameter Basic	A Pin Diameter Max.	A Pin Diameter Min.	B Point Diameter Max.	B Point Diameter Min.	C Crown Height Max.	R Crown Radius Min.
1/16	.0627	.0628	.0626	.058	.048	.020	.008
5/64	.0783	.0784	.0782	.074	.064	.026	.010
3/32	.0940	.0941	.0939	.089	.079	.031	.012
1/8	.1252	.1253	.1251	.120	.110	.041	.016
5/32	.1564	.1565	.1563	.150	.140	.052	.020
3/16	.1877	.1878	.1876	.180	.170	.062	.023
1/4	.2502	.2503	.2501	.240	.230	.083	.031
5/16	.3127	.3128	.3126	.302	.290	.104	.039
3/8	.3752	.3753	.3751	.365	.350	.125	.047
7/16	.4377	.4378	.4376	.424	.409	.146	.055
1/2	.5002	.5003	.5001	.486	.471	.167	.063
5/8	.6252	.6253	.6251	.611	.595	.208	.078
3/4	.7502	.7503	.7501	.735	.715	.250	.094
7/8	.8752	.8753	.8751	.860	.840	.293	.109
1	1.002	1.003	1.001	.980	.960	.333	.125

Specification Requirements:

- Dimensions: Hardened Ground Dowel Pin per ASME B18.8.2, Standard Series.
- Material: 18-8 Stainless Steel.
- Finish: Cleaned or descaled per ASTM A380
- Material Test Reports (If applicable): The MTR must have documented lot traceability, including full chemical and mechanical figures, to the specification(s) above.

Fastenal Product Standard: FNL.SP.SS

Pin, Spring, "420" Stainless Steel

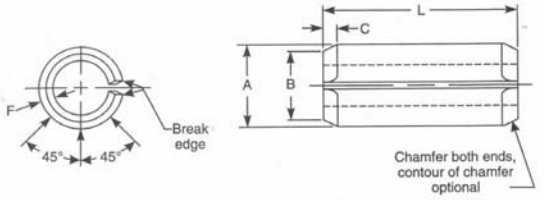

Nominal Size or Basic Pin Diameter		A Pin Diameter Max	A Pin Diameter Min	B Chamfer Diameter Max	C Chamfer Length Max	C Chamfer Length Min	F Stock Thickness Basic	Recommended Hole Size Max	Recommended Hole Size Min
1/16	0.062	0.069	0.066	0.059	0.028	0.007	0.012	0.065	0.062
5/64	0.078	0.086	0.083	0.075	0.032	0.008	0.018	0.081	0.078
3/32	0.094	0.103	0.099	0.091	0.038	0.008	0.022	0.097	0.094
1/8	0.125	0.135	0.131	0.122	0.044	0.008	0.028	0.129	0.125
9/64	0.141	0.149	0.145	0.137	0.044	0.008	0.028	0.144	0.140
5/32	0.156	0.167	0.162	0.151	0.048	0.010	0.032	0.160	0.156
3/16	0.188	0.199	0.194	0.182	0.055	0.011	0.040	0.192	0.187
7/32	0.219	0.232	0.226	0.214	0.065	0.011	0.048	0.224	0.219
1/4	0.250	0.264	0.258	0.245	0.065	0.012	0.048	0.256	0.250
5/16	0.312	0.330	0.321	0.306	0.080	0.014	0.062	0.318	0.312
3/8	0.375	0.395	0.385	0.368	0.095	0.016	0.077	0.382	0.375
7/16	0.438	0.459	0.448	0.430	0.095	0.017	0.077	0.445	0.437
1/2	0.500	0.524	0.513	0.485	0.110	0.025	0.094	0.510	0.500
5/8	0.625	0.653	0.640	0.608	0.125	0.030	0.125	0.636	0.625
3/4	0.750	0.784	0.769	0.730	0.150	0.030	0.150	0.764	0.750

Specification Requirements:

- Dimensions: ASME B18.8.2
- Material & Mechanical Properties: 420 Stainless Steel, hardness per ASME B18.8.2
- Finish: Cleaned or Descaled per ASTM A380
- Material Test Reports (If applicable): The MTR must have documented lot traceability, including full chemical and mechanical figures, to the specification(s) above.

Fastenal Product Standard: FNL.SQHSS.CP.SS

Square Head Set Screws, Cup Point, 18-8 Stainless Steel

Fastenal Product Standard: FNL.SQHSS.CP.SS

Square Head Set Screws, Cup Point, 18-8 Stainless Steel

The information below lists the required dimensional, chemical and physical characteristics of the fasteners in this purchase order. If the order received does not meet these requirements, it may result in a supplier corrective action request, which could jeopardize your status as an approved vendor. Unless otherwise specified, all referenced consensus standards must be adhered to in their entirety.

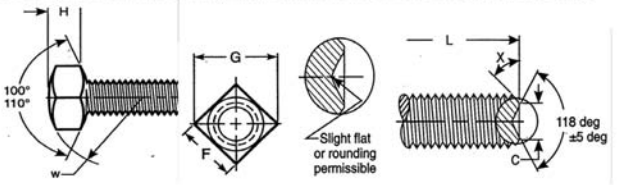

Size	F Width Across Flats Max.	F Width Across Flats Min.	G Width Across Corners Max.	G Width Across Corners Min.	H Head Height Max.	H Head Height Min.	C Cup Point Diameter Max.	C Cup Point Diameter Min.
10	.188	.180	.265	.247	.148	.134	.102	.088
1/4	.250	.241	.354	.331	.196	.178	.132	.118
5/16	.312	.302	.442	.415	.245	.224	.172	.156
3/8	.375	.362	.530	.497	.293	.270	.212	.194
7/16	.438	.423	.619	.581	.341	.315	.252	.232
1/2	.500	.484	.707	.665	.389	.361	.291	.270
5/8	.625	.606	.884	.833	.485	.452	.371	.347
3/4	.750	.729	1.060	1.001	.582	.544	.450	.425
7/8	.875	.852	1.237	1.170	.678	.635	.530	.502
1	1.000	.974	1.414	1.337	.774	.726	.609	.579
1 1/8	1.125	1.096	1.591	1.505	.870	.817	.689	.655
1 1/4	1.250	1.219	1.768	1.674	.966	.908	.767	.733
1 3/8	1.375	1.342	1.945	1.843	1.063	1.000	.848	.808
1 1/2	1.500	1.464	2.121	2.010	1.159	1.091	.926	.886

Specification Requirements:

- Dimensions: ASME B18.6.2.
- Point Style: Cup.
- Material: 18-8 Stainless steel.
- Thread requirements: ANSI B1.1, UNC and UNF, Class 2A.
- Finish: Cleaned or Descaled.
- Material Test Reports (If applicable): The MTR must have documented lot traceability, including full Chemical and mechanical figures, to the specification(s) above.

Cotter Pins, Hex Cap Screws, Machine Screws

Fastenal Product Standard: FNL.CP.SS

Pin, Cotter, Stainless Steel

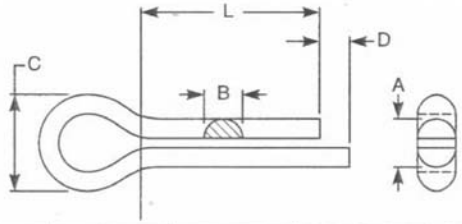

Nominal Size or Basic Pin Diameter		A Total Shank Diameter		B Wire Width		C Head Diameter	D Extended Prong Length	Gage Hole Diameter ± 0.001
		Max	Min	Max	Min	Min	Min	
1/32	0.031	0.032	0.028	0.032	0.022	0.06	0.01	0.047
3/64	0.047	0.048	0.044	0.048	0.035	0.09	0.02	0.062
1/16	0.062	0.060	0.056	0.060	0.044	0.12	0.03	0.078
5/64	0.078	0.076	0.072	0.076	0.057	0.16	0.04	0.094
3/32	0.094	0.090	0.086	0.090	0.069	0.19	0.04	0.109
7/64	0.109	0.104	0.100	0.104	0.080	0.22	0.05	0.125
1/8	0.125	0.120	0.116	0.120	0.093	0.25	0.06	0.141
9/64	0.141	0.134	0.130	0.134	0.104	0.28	0.06	0.156
5/32	0.156	0.150	0.146	0.150	0.116	0.31	0.07	0.172
3/16	0.188	0.176	0.172	0.176	0.137	0.38	0.09	0.203
7/32	0.219	0.207	0.202	0.207	0.161	0.44	0.10	0.234
1/4	0.250	0.225	0.220	0.225	0.176	0.50	0.11	0.266
5/16	0.312	0.280	0.275	0.280	0.220	0.62	0.14	0.312
3/8	0.375	0.335	0.329	0.335	0.263	0.75	0.16	0.375
7/16	0.438	0.406	0.400	0.406	0.320	0.88	0.20	0.438
1/2	0.500	0.473	0.467	0.473	0.373	1.00	0.23	0.500
5/8	0.625	0.598	0.590	0.598	0.472	1.25	0.30	0.625
3/4	0.750	0.723	0.715	0.723	0.572	1.50	0.36	0.750

Specification Requirements:

- Dimensions: ASME B18.8.1
- Material: Types 302 or 304 per ASTM A493.
- Finish: Cleaned or descaled per ASTM A380
- Material Test Reports (If applicable): The MTR must have documented lot traceability, including full chemical and mechanical figures, to the specification(s) above.

Fastenal Product Standard: FNL.CP.316

Pin, Cotter, 316 Stainless Steel

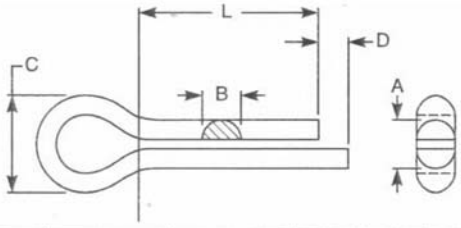

Nominal Size or Basic Pin Diameter		A Total Shank Diameter		B Wire Width		C Head Diameter	D Extended Prong Length	Gage Hole Diameter ± 0.001
		Max	Min	Max	Min	Min	Min	
1/32	0.031	0.032	0.028	0.032	0.022	0.06	0.01	0.047
3/64	0.047	0.048	0.044	0.048	0.035	0.09	0.02	0.062
1/16	0.062	0.060	0.056	0.060	0.044	0.12	0.03	0.078
5/64	0.078	0.076	0.072	0.076	0.057	0.16	0.04	0.094
3/32	0.094	0.090	0.086	0.090	0.069	0.19	0.04	0.109
7/64	0.109	0.104	0.100	0.104	0.080	0.22	0.05	0.125
1/8	0.125	0.120	0.116	0.120	0.093	0.25	0.06	0.141
9/64	0.141	0.134	0.130	0.134	0.104	0.28	0.06	0.156
5/32	0.156	0.150	0.146	0.150	0.116	0.31	0.07	0.172
3/16	0.188	0.176	0.172	0.176	0.137	0.38	0.09	0.203
7/32	0.219	0.207	0.202	0.207	0.161	0.44	0.10	0.234
1/4	0.250	0.225	0.220	0.225	0.176	0.50	0.11	0.266
5/16	0.312	0.280	0.275	0.280	0.220	0.62	0.14	0.312
3/8	0.375	0.335	0.329	0.335	0.263	0.75	0.16	0.375
7/16	0.438	0.406	0.400	0.406	0.320	0.88	0.20	0.438
1/2	0.500	0.473	0.467	0.473	0.373	1.00	0.23	0.500
5/8	0.625	0.598	0.590	0.598	0.472	1.25	0.30	0.625
3/4	0.750	0.723	0.715	0.723	0.572	1.50	0.36	0.750

Specification Requirements:

- Dimensions: ASME B18.8.1
- Material: 316 stainless steel
- Finish: Cleaned or descaled per ASTM A380
- Material Test Reports (If applicable): The MTR must have documented lot traceability, including full chemical and mechanical figures, to the specification(s) above.

Fastenal Product Standard: FNL.HCS.BRS

Hex Cap Screws, Brass

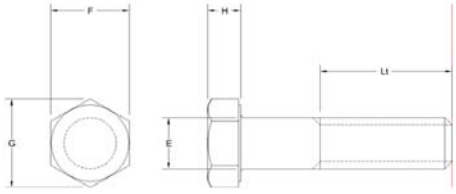

Nominal Size (inch)	E Full Size Body Dia. Max.	E Full Size Body Dia. Min.	F Width Across Flats Basic	F Width Across Flats Max.	F Width Across Flats Min.	G Width Across Corners Max.	G Width Across Corners Min.	H Head Height Basic	H Head Height Max.	H Head Height Min.	Thread Length For Bolt Lengths Lt 6 in & Shorter Nom.	Thread Length For Bolt Lengths Lt Over 6 in. Nom.
1/4	0.25	0.245	7/16	0.438	0.428	0.505	0.488	5/32	0.163	0.15	0.750	1.000
5/16	0.3125	0.3065	1/2	0.5	0.489	0.577	0.557	13/64	0.211	0.195	0.875	1.125
3/8	0.375	0.369	9/16	0.563	0.551	0.65	0.628	15/64	0.243	0.226	1.000	1.250
7/16	0.4375	0.4305	5/8	0.625	0.612	0.722	0.698	9/32	0.291	0.272	1.125	1.375
1/2	0.5	0.493	3/4	0.75	0.736	0.866	0.84	5/16	0.323	0.302	1.250	1.500
9/16	0.5625	0.5545	13/16	0.813	0.798	0.938	0.91	23/64	0.371	0.348	1.375	1.625
5/8	0.625	0.617	15/16	0.938	0.922	1.083	1.051	25/64	0.403	0.378	1.500	1.750
3/4	0.75	0.741	1 1/8	1.125	1.1	1.299	1.254	15/32	0.483	0.455	1.750	2.000
7/8	0.875	0.866	1 5/16	1.313	1.285	1.516	1.465	35/64	0.563	0.531	2.000	2.250
1	1	0.99	1 1/2	1.5	1.469	1.732	1.675	39/64	0.627	0.591	2.250	2.500
1 1/8	1.125	1.114	1 11/16	1.688	1.631	1.949	1.859	11/16	0.718	0.658	2.500	2.750
1 1/4	1.25	1.239	1 7/8	1.875	1.812	2.165	2.066	25/32	0.813	0.749	2.750	3.000
1 3/8	1.375	1.363	2 1/16	2.063	1.994	2.382	2.273	27/32	0.878	0.81	3.000	3.250
1 1/2	1.5	1.488	2 1/4	2.25	2.175	2.598	2.48	1 5/16	0.974	0.902	3.250	3.500

Specification Requirements:

- Dimensions: ASME B18.2.1.
- Material: Brass (Naval, Yellow, or Alloy number 360)
- Thread requirements: ANSI B1.1 UNC & UNF Class 2A. (Fastenal will inspect and accept parts with a 1A no-go gauge)
- Material Test Reports (If applicable): The MTR must have documented lot traceability, including full chemical and mechanical figures, to the specification(s) above.

Fastenal Product Standard: FNL.MS.RSL.BRS

Round Head Machine Screws, Slotted, Brass

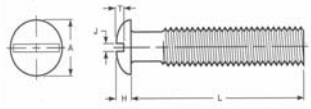

Nominal Size or Basic Screw Diameter		A Head Diameter Max	A Head Diameter Min	H Head Height Max	H Head Height Min	J Slot Width Max	J Slot Width Min	T Slot Depth Max	T Slot Depth Min
0000	0.0210	0.041	0.035	0.022	0.016	0.008	0.004	0.017	0.013
000	0.0340	0.062	0.056	0.031	0.025	0.012	0.008	0.018	0.012
00	0.0470	0.089	0.080	0.045	0.036	0.017	0.010	0.026	0.018
0	0.0600	0.113	0.099	0.053	0.043	0.023	0.016	0.039	0.029
1	0.0730	0.138	0.122	0.061	0.051	0.026	0.019	0.044	0.033
2	0.0860	0.162	0.146	0.069	0.059	0.031	0.023	0.048	0.037
3	0.0990	0.187	0.169	0.078	0.067	0.035	0.027	0.053	0.040
4	0.1120	0.211	0.193	0.086	0.075	0.039	0.031	0.058	0.044
5	0.1250	0.236	0.217	0.095	0.083	0.043	0.035	0.063	0.047
6	0.1380	0.260	0.240	0.103	0.091	0.048	0.039	0.068	0.051
8	0.1640	0.309	0.287	0.120	0.107	0.054	0.045	0.077	0.058
10	0.1900	0.359	0.334	0.137	0.123	0.060	0.050	0.087	0.065
12	0.2160	0.408	0.382	0.153	0.139	0.067	0.056	0.096	0.073
1/4	0.2500	0.472	0.443	0.175	0.160	0.075	0.064	0.109	0.082
5/16	0.3125	0.590	0.557	0.216	0.198	0.084	0.072	0.132	0.099
3/8	0.3750	0.708	0.670	0.256	0.237	0.094	0.081	0.155	0.117
7/16	0.4375	0.750	0.707	0.328	0.307	0.094	0.081	0.196	0.148
1/2	0.5000	0.813	0.766	0.355	0.332	0.106	0.091	0.211	0.159
9/16	0.5625	0.938	0.887	0.410	0.385	0.118	0.102	0.242	0.183
5/8	0.6250	1.000	0.944	0.438	0.411	0.133	0.116	0.258	0.195
3/4	0.7500	1.250	1.185	0.547	0.516	0.149	0.131	0.320	0.242

Specification Requirements:

- Standard: ASME B18.6.3.
- Drive Style: Slotted
- Material: Brass (Naval, Yellow, or Alloy number 360)
- Thread requirements: ANSI B1.1 UNC & UNF Class 2A. (Fastenal will inspect and accept parts with a 1A no- go gauge)
- Material Test Reports (If applicable): The MTR must have documented lot traceability, including full chemical and mechanical figures, to the specification(s) above.

FASTENER STANDARDS

Machine Screws

Fastenal Product Standard: FNL.MS.FSL.BRS

Flat Head Machine Screws, Slotted, Brass

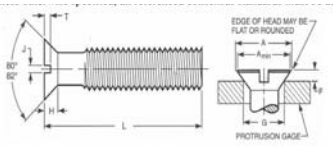

Nominal Size or Basic Screw Diameter		L	A		H	J		T		F		G
		Length	Head Dia		Head Height	Slot Width		Slot Depth		Protrusion Above Gaging Dia		Gaging Dia
			Max	Min	Ref	Max	Min	Max	Min	Max	Min	
0000	0.0210	—	0.040	0.035	0.011	0.008	0.004	0.007	0.003	—	—	—
000	0.0340	—	0.060	0.055	0.016	0.011	0.007	0.009	0.005	—	—	—
00	0.0470	—	0.087	0.080	0.028	0.017	0.010	0.014	0.009	—	—	—
0	0.0600	1/8	0.112	0.096	0.035	0.023	0.016	0.015	0.010	0.026	0.016	0.078
1	0.0730	1/8	0.137	0.120	0.043	0.026	0.019	0.019	0.012	0.028	0.016	0.101
2	0.0860	1/8	0.162	0.144	0.051	0.031	0.023	0.023	0.015	0.029	0.017	0.124
3	0.0990	1/8	0.187	0.167	0.059	0.035	0.027	0.027	0.017	0.031	0.018	0.148
4	0.1120	3/16	0.212	0.191	0.067	0.039	0.031	0.030	0.020	0.032	0.019	0.172
5	0.1250	3/16	0.237	0.215	0.075	0.043	0.035	0.034	0.022	0.034	0.020	0.196
6	0.1380	3/16	0.262	0.238	0.083	0.048	0.039	0.038	0.024	0.036	0.021	0.220
8	0.1640	1/4	0.312	0.285	0.100	0.054	0.045	0.045	0.029	0.039	0.023	0.267
10	0.1900	5/16	0.362	0.333	0.116	0.060	0.050	0.053	0.034	0.042	0.025	0.313
12	0.2160	3/8	0.412	0.380	0.132	0.067	0.056	0.060	0.039	0.045	0.027	0.362
1/4	0.2500	7/16	0.477	0.442	0.153	0.075	0.064	0.070	0.046	0.050	0.029	0.424
5/16	0.3125	1/2	0.597	0.556	0.191	0.084	0.072	0.088	0.058	0.057	0.034	0.539
3/8	0.3750	9/16	0.717	0.670	0.230	0.094	0.081	0.106	0.070	0.065	0.039	0.653
7/16	0.4375	5/8	0.760	0.715	0.223	0.094	0.081	0.103	0.066	0.073	0.044	0.690
1/2	0.5000	3/4	0.815	0.765	0.223	0.106	0.091	0.103	0.065	0.081	0.049	0.739
9/16	0.5625	—	0.932	0.878	0.260	0.118	0.102	0.120	0.077	0.089	0.053	0.851
5/8	0.6250	—	1.050	0.990	0.298	0.133	0.116	0.137	0.088	0.097	0.058	0.962
3/4	0.7500	—	1.285	1.215	0.372	0.149	0.131	0.171	0.111	0.112	0.067	1.186

Specification Requirements:

- Standard: ASME B18.6.3.
- Drive Style: Slotted
- Material: Brass (Naval, Yellow, or Alloy number 360)
- Thread requirements: ANSI B1.1 UNC & UNF Class 2A. (Fastenal will inspect and accept parts with a 1A no-go gauge)
- Material Test Reports: (If applicable) The MTR must have documented lot traceability, including full chemical and mechanical figures, to the specification(s) above.

Fastenal Product Standard: FNL.MS.PSL.BRS

Pan Head Machine Screws, Slotted, Brass

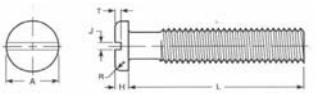

Nominal Size or Basic Screw Diameter		A		H		R	J		T	
		Head Diameter		Head Height		Head Radius	Slot Width		Slot Depth	
		Max	Min	Max	Min	Max	Max	Min	Max	Min
0000	0.0210	0.042	0.036	0.016	0.010	0.007	0.008	0.004	0.008	0.004
000	0.0340	0.066	0.060	0.023	0.017	0.010	0.012	0.008	0.012	0.008
00	0.0470	0.090	0.082	0.025	0.032	0.015	0.017	0.010	0.016	0.010
0	0.0600	0.116	0.104	0.039	0.031	0.020	0.023	0.016	0.022	0.014
1	0.0730	0.142	0.130	0.046	0.038	0.025	0.026	0.019	0.027	0.018
2	0.0860	0.167	0.155	0.053	0.045	0.035	0.031	0.023	0.031	0.022
3	0.0990	0.193	0.180	0.060	0.051	0.037	0.035	0.027	0.036	0.026
4	0.1120	0.219	0.205	0.068	0.058	0.042	0.039	0.031	0.040	0.030
5	0.1250	0.245	0.231	0.075	0.065	0.044	0.043	0.035	0.045	0.034
6	0.1380	0.270	0.256	0.082	0.072	0.046	0.048	0.039	0.050	0.037
8	0.1640	0.322	0.306	0.096	0.085	0.052	0.054	0.045	0.058	0.045
10	0.1900	0.373	0.357	0.110	0.099	0.061	0.060	0.050	0.068	0.053
12	0.2160	0.425	0.407	0.125	0.112	0.078	0.067	0.056	0.077	0.061
1/4	0.2500	0.492	0.473	0.144	0.130	0.087	0.075	0.064	0.087	0.070
5/16	0.3125	0.615	0.594	0.178	0.162	0.099	0.084	0.072	0.106	0.085
3/8	0.3750	0.740	0.716	0.212	0.195	0.143	0.094	0.081	0.124	0.100
7/16	0.4375	0.863	0.837	0.247	0.228	0.153	0.094	0.081	0.142	0.116
1/2	0.5000	0.987	0.958	0.281	0.260	0.175	0.106	0.091	0.161	0.131
9/16	0.5625	1.041	1.000	0.315	0.293	0.197	0.118	0.102	0.179	0.146
5/8	0.6250	1.172	1.125	0.350	0.325	0.219	0.133	0.116	0.197	0.162
3/4	0.7500	1.435	1.375	0.419	0.390	0.263	0.149	0.131	0.234	0.192

Specification Requirements:

- Standard: ASME B18.6.3.
- Drive Style: Slotted
- Material: Brass (Naval, Yellow or Alloy number 360)
- Thread requirements: ANSI B1.1 UNC & UNF Class 2A. (Fastenal will inspect and accept parts with a 1A no-go gauge)
- Material Test Reports: (If applicable) The MTR must have documented lot traceability, including full chemical and mechanical figures, to the specification(s) above.

Fastenal Product Standard: FNL.MS.FPH.BRS

Flat Head Machine Screws, Cross Recessed, Brass

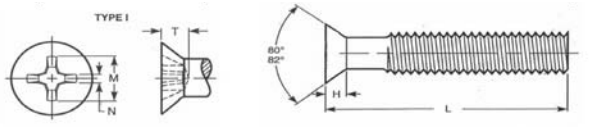

Size		A		H	M	T	N	Phillips Driver
		Head Diameter		Height of Head	Dimensions of Recess			
					Diameter	Depth	Width	Size
		Max.	Min.	Ref.	Ref.	Ref.	Ref.	Ref.
0	0.0600	0.112	0.096	0.035	0.062	0.035	0.014	0
1	0.0730	0.137	0.120	0.043	0.070	0.043	0.015	0
2	0.0860	0.162	0.144	0.051	0.096	0.055	0.017	1
4	0.1120	0.212	0.191	0.067	0.122	0.081	0.018	1
5	0.1250	0.237	0.215	0.075	0.148	0.074	0.027	2
6	0.1380	0.262	0.238	0.083	0.168	0.094	0.029	2
8	0.1640	0.312	0.285	0.100	0.182	0.110	0.030	2
10	0.1900	0.362	0.333	0.116	0.198	0.124	0.032	2
12	0.2160	0.412	0.380	0.132	0.262	0.144	0.035	3
1/4	0.2500	0.477	0.442	0.153	0.276	0.160	0.036	3
5/16	0.3125	0.597	0.556	0.191	0.358	0.205	0.061	4
3/8	0.3750	0.717	0.670	0.230	0.386	0.234	0.065	4
7/16	0.4375	0.760	0.715	0.223	0.402	0.250	0.068	4
1/2	0.5000	0.815	0.765	0.223	0.418	0.265	0.069	4
9/16	0.5625	0.932	0.878	0.260	0.443	0.289	0.073	4
5/8	0.6250	1.050	0.990	0.298	0.565	0.329	0.079	5
3/4	0.7500	1.285	1.215	0.372	0.628	0.393	0.087	5

Specification Requirements:

- Standard: ASME B18.6.3.
- Drive Style: Cross Recessed, Type 1
- Material: Brass (Naval, Yellow, or Alloy number 360)
- Thread requirements: ANSI B1.1 UNC & UNF Class 2A. (Fastenal will inspect and accept with a 1A no-go gauge)
- Material Test Reports: (If applicable) The MTR must have documented lot traceability, including full chemical and mechanical figures, to the specification(s) above.

Fastenal Product Standard: FNL.MS.PPH.BRS

Pan Head Machine Screws, Cross Recessed, Brass

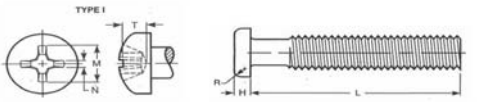

Size		H		M	T	N
	Head Diameter		Recessed Head Height		Recess Dia.	Recess Depth	Recess Width
	Max.	Min.	Max.	Min.	Ref.	Ref.	Ref.
0000	.042	.036	-	-	-	-	-
000	.066	.060	-	-	-	-	-
00	.090	.082	-	-	-	-	-
0	.116	.104	.044	.036	.060	.030	.013
1	.142	.130	.053	.044	.067	.035	.014
2	.167	.155	.062	.053	.097	.050	.017
3	.193	.180	.071	.062	.105	.059	.019
4	.219	.205	.080	.070	.115	.069	.019
5	.245	.231	.089	.079	.152	.070	.028
6	.270	.256	.097	.087	.159	.078	.028
8	.322	.306	.115	.105	.175	.095	.030
10	.373	.357	.133	.122	.192	.112	.031
12	.425	.407	.151	.139	.252	.128	.034
1/4	.492	.473	.175	.162	.274	.148	.036
5/16	.615	.594	.218	.203	.343	.181	.059
3/8	.740	.716	.261	.244	.382	.221	.065
7/16	.863	.837	.305	.284	.406	.246	.068
1/2	.987	.958	.348	.325	.428	.267	.071
9/16	1.041	1.000	.391	.366	.458	.300	.076
5/8	1.172	1.125	.434	.406	.575	.328	.081
3/4	1.435	1.375	.521	.488	.621	.368	.086

Specification Requirements:

- Standard: ASME B18.6.3.
- Drive Style: Cross Recessed, Type 1
- Material: Brass (Naval, Yellow, or Alloy number 360)
- Thread requirements: ANSI B1.1 UNC & UNF Class 2A. (Fastenal will inspect and accept parts with a 1A no-go gauge)
- Material Test Reports: (If applicable) The MTR must have documented lot traceability, including full chemical and mechanical figures, to the specification(s) above.

Wood Screws

Fastenal Product Standard: FNL.WS.RSL.BRS

Wood Screw, Round Head, Brass

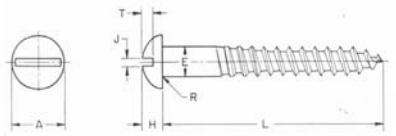

Nominal Size or Basic Screw Diameter		Threads per Inch	E Body Diameter Max	E Body Diameter Min	A Head Diameter Max	A Head Diameter Min	H[1] Head Height Max	H[1] Head Height Min	J Slot Width Max	J Slot Width Min	T Slot Depth Max	T Slot Depth Min	R Fillet Radius Max
0	0.060	32	0.064	0.053	0.113	0.099	0.053	0.043	0.023	0.016	0.039	0.029	0.016
1	0.073	28	0.077	0.066	0.138	0.122	0.061	0.051	0.026	0.019	0.044	0.033	0.016
2	0.086	26	0.090	0.079	0.162	0.146	0.069	0.059	0.031	0.023	0.048	0.037	0.016
3	0.099	24	0.103	0.092	0.187	0.169	0.078	0.067	0.035	0.027	0.053	0.040	0.016
4	0.112	22	0.116	0.105	0.211	0.193	0.086	0.075	0.039	0.031	0.058	0.044	0.016
5	0.125	20	0.129	0.118	0.236	0.217	0.095	0.083	0.043	0.035	0.063	0.047	0.031
6	0.138	18	0.142	0.131	0.260	0.240	0.103	0.091	0.048	0.039	0.068	0.051	0.031
7	0.151	16	0.155	0.144	0.285	0.264	0.111	0.099	0.048	0.039	0.072	0.055	0.031
8	0.164	15	0.168	0.157	0.309	0.287	0.120	0.107	0.054	0.045	0.077	0.058	0.031
9	0.177	14	0.181	0.170	0.334	0.311	0.128	0.115	0.054	0.045	0.082	0.062	0.031
10	0.190	13	0.194	0.183	0.359	0.334	0.137	0.123	0.060	0.050	0.087	0.065	0.031
12	0.216	11	0.220	0.209	0.408	0.382	0.153	0.139	0.067	0.056	0.096	0.073	0.031
14	0.242	10	0.246	0.235	0.457	0.429	0.170	0.155	0.075	0.064	0.106	0.080	0.046
16	0.268	9	0.272	0.261	0.506	0.476	0.187	0.171	0.075	0.064	0.115	0.087	0.046
18	0.294	8	0.298	0.287	0.555	0.523	0.204	0.187	0.084	0.072	0.125	0.094	0.046
20	0.320	8	0.324	0.313	0.604	0.570	0.220	0.203	0.084	0.072	0.134	0.101	0.046
24	0.372	7	0.376	0.365	0.702	0.664	0.254	0.235	0.094	0.081	0.154	0.116	0.046

Specification Requirements:

- Dimensions & Threads: ASME B18.6.1.
- Drive Style: Slotted
- Material: Brass (Naval, Yellow, or Alloy number 360)
- Material Test Reports (If applicable): The MTR must have documented lot traceability, including full chemical and mechanical figures, to the specification(s) above.

Fastenal Product Standard: FNL.WS.FSL.BRS

Wood Screw, Flat Countersunk Head, Slotted, Brass

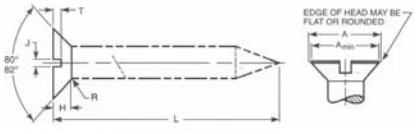

Nominal Size or Basic Screw Diameter		A Head Diameter Max, Edge Sharp	A Head Diameter Min, Edge Rounded or Flat	H Head Height Ref	J Slot Width Max	J Slot Width Min	T Slot Depth Max	T Slot Depth Min	R Fillet Radius Max
0	0.060	0.119	0.099	0.035	0.023	0.016	0.015	0.010	0.031
1	0.073	0.146	0.123	0.043	0.026	0.019	0.019	0.012	0.031
2	0.086	0.172	0.147	0.051	0.031	0.023	0.023	0.015	0.031
3	0.099	0.199	0.171	0.059	0.035	0.027	0.027	0.017	0.031
4	0.112	0.225	0.195	0.067	0.039	0.031	0.030	0.020	0.031
5	0.125	0.252	0.220	0.075	0.043	0.035	0.034	0.022	0.062
6	0.138	0.279	0.244	0.083	0.048	0.039	0.038	0.024	0.062
7	0.151	0.305	0.268	0.091	0.048	0.039	0.041	0.027	0.062
8	0.164	0.332	0.292	0.100	0.054	0.045	0.045	0.029	0.062
9	0.177	0.358	0.316	0.108	0.054	0.045	0.049	0.032	0.062
10	0.190	0.385	0.340	0.116	0.060	0.050	0.053	0.034	0.062
12	0.216	0.438	0.389	0.132	0.067	0.056	0.060	0.039	0.062
14	0.242	0.507	0.452	0.153	0.075	0.064	0.070	0.046	0.093
16	0.268	0.544	0.485	0.164	0.075	0.064	0.075	0.049	0.093
18	0.294	0.635	0.568	0.191	0.084	0.072	0.083	0.054	0.093
20	0.320	0.650	0.582	0.196	0.084	0.072	0.090	0.059	0.093
24	0.372	0.762	0.685	0.230	0.094	0.081	0.106	0.070	0.093

Specification Requirements:

- Dimensions & Threads: ASME B18.6.1.
- Drive Style: Slotted
- Material: Brass (Naval, Yellow, or Alloy number 360)
- Material Test Reports (If applicable): The MTR must have documented lot traceability, including full chemical and mechanical figures, to the specification(s) above.

Fastenal Product Standard: FNL.WS.OVSL.BRS

Wood Screw, Oval Countersunk Head Slotted, Brass

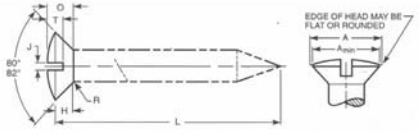

Nominal Size or Basic Screw Diameter		A Head Diameter Max, Edge Sharp	A Head Diameter Min, Edge Rounded or Flat	H Head Side Height Ref	O Total Head Height Max	O Total Head Height Min	J Slot Width Max	J Slot Width Min	T Slot Depth Max	T Slot Depth Min	R Fillet Radius Max
0	0.060	0.119	0.099	0.035	0.056	0.041	0.023	0.016	0.030	0.025	0.031
1	0.073	0.146	0.123	0.043	0.068	0.052	0.026	0.019	0.038	0.031	0.031
2	0.086	0.172	0.147	0.051	0.080	0.063	0.031	0.023	0.045	0.037	0.031
3	0.099	0.199	0.171	0.059	0.092	0.073	0.035	0.027	0.052	0.043	0.031
4	0.112	0.225	0.195	0.067	0.104	0.084	0.039	0.031	0.059	0.049	0.031
5	0.125	0.252	0.220	0.075	0.116	0.095	0.043	0.035	0.067	0.055	0.062
6	0.138	0.279	0.244	0.083	0.128	0.105	0.048	0.039	0.074	0.060	0.062
7	0.151	0.305	0.268	0.091	0.140	0.116	0.048	0.039	0.081	0.066	0.062
8	0.164	0.332	0.292	0.100	0.152	0.126	0.054	0.045	0.088	0.072	0.062
9	0.177	0.358	0.316	0.108	0.164	0.137	0.054	0.045	0.095	0.078	0.062
10	0.190	0.385	0.340	0.116	0.176	0.148	0.060	0.050	0.103	0.084	0.062
12	0.216	0.438	0.389	0.132	0.200	0.169	0.067	0.056	0.117	0.096	0.062
14	0.242	0.507	0.452	0.153	0.232	0.197	0.075	0.064	0.136	0.112	0.093
16	0.268	0.544	0.485	0.164	0.248	0.212	0.075	0.064	0.146	0.120	0.093
18	0.294	0.635	0.568	0.191	0.290	0.249	0.084	0.072	0.171	0.141	0.093
20	0.320	0.650	0.582	0.196	0.296	0.254	0.084	0.072	0.175	0.144	0.093
24	0.372	0.762	0.685	0.230	0.347	0.300	0.094	0.081	0.204	0.168	0.093

Specification Requirements:

- Dimensions & Threads: ASME B18.6.1.
- Drive Style: Slotted
- Material: Brass (Naval, Yellow, or Alloy number 360)
- Material Test Reports (If applicable): The MTR must have documented lot traceability, including full chemical and mechanical figures, to the specification(s) above.

Fastenal Product Standard: FNL.WS.RPH.BRS

Wood Screw, Round Head, Cross Recessed, Brass

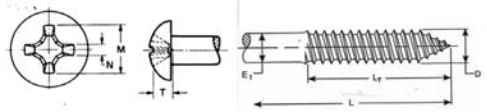

Nominal Size or Basic Screw Diameter		Threads per Inch	E Body Diameter Max	E Body Diameter Min	A Head Diameter Max	A Head Diameter Min	H[1] Head Height Max	H[1] Head Height Min	J Slot Width Max	J Slot Width Min	T Slot Depth Max	T Slot Depth Min	R Fillet Radius Max
0	0.060	32	0.064	0.053	0.113	0.099	0.053	0.043	0.023	0.016	0.039	0.029	0.016
1	0.073	28	0.077	0.066	0.138	0.122	0.061	0.051	0.026	0.019	0.044	0.033	0.016
2	0.086	26	0.090	0.079	0.162	0.146	0.069	0.059	0.031	0.023	0.048	0.037	0.016
3	0.099	24	0.103	0.092	0.187	0.169	0.078	0.067	0.035	0.027	0.053	0.040	0.016
4	0.112	22	0.116	0.105	0.211	0.193	0.086	0.075	0.039	0.031	0.058	0.044	0.016
5	0.125	20	0.129	0.118	0.236	0.217	0.095	0.083	0.043	0.035	0.063	0.047	0.031
6	0.138	18	0.142	0.131	0.260	0.240	0.103	0.091	0.048	0.039	0.068	0.051	0.031
7	0.151	16	0.155	0.144	0.285	0.264	0.111	0.099	0.048	0.039	0.072	0.055	0.031
8	0.164	15	0.168	0.157	0.309	0.287	0.120	0.107	0.054	0.045	0.077	0.058	0.031
9	0.177	14	0.181	0.170	0.334	0.311	0.128	0.115	0.054	0.045	0.082	0.062	0.031
10	0.190	13	0.194	0.183	0.359	0.334	0.137	0.123	0.060	0.050	0.087	0.065	0.031
12	0.216	11	0.220	0.209	0.408	0.382	0.153	0.139	0.067	0.056	0.096	0.073	0.031
14	0.242	10	0.246	0.235	0.457	0.429	0.170	0.155	0.075	0.064	0.106	0.080	0.046
16	0.268	9	0.272	0.261	0.506	0.476	0.187	0.171	0.075	0.064	0.115	0.087	0.046
18	0.294	8	0.298	0.287	0.555	0.523	0.204	0.187	0.084	0.072	0.125	0.094	0.046
20	0.320	8	0.324	0.313	0.604	0.570	0.220	0.203	0.084	0.072	0.134	0.101	0.046
24	0.372	7	0.376	0.365	0.702	0.664	0.254	0.235	0.094	0.081	0.154	0.116	0.046

Specification Requirements:

- Dimensions: ASME B18.6.1.
- Drive Style: Cross Recessed, Type 1
- Material: Brass (Naval, Yellow, or Alloy number 360)
- Thread Requirements: ASME B18.6.1, Rolled thread
- Material Test Reports (If applicable): The MTR must have documented lot traceability, including full chemical and mechanical figures, to the specification(s) above.

FASTENER STANDARDS

Wood Screws, Flat Washers, Finishing Washers

Fastenal Product Standard: FNL.WS.FPH.BRS

Wood Screw, Flat Countersunk Head, Cross Recessed, Brass

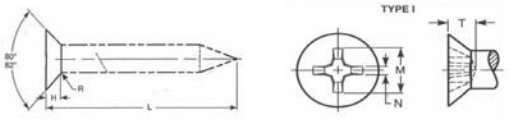

Size	A		H	R	M		T		N
	Head Diameter		Head Height	Fillet Radius	Phillips Recess Dia.		Recess Depth		Recess Width
	Max, Edge Sharp	Min, Edge Rounded or Flat	Ref.	Max.	Max.	Min.	Max.	Min.	Min.
0	.119	.099	.035	.031	.069	.056	.043	.027	.014
1	.146	.123	.043	.031	.077	.064	.051	.035	.015
2	.172	.147	.051	.031	.102	.089	.063	.047	.017
3	.199	.171	.059	.031	.107	.094	.068	.052	.018
4	.225	.195	.067	.031	.128	.115	.089	.073	.018
5	.252	.220	.075	.062	.154	.141	.086	.063	.027
6	.279	.244	.083	.062	.174	.161	.106	.083	.029
7	.305	.268	.091	.062	.189	.176	.121	.098	.030
8	.332	.292	.100	.062	.204	.191	.136	.113	.032
9	.358	.316	.108	.062	.214	.201	.146	.123	.033
10	.385	.340	.116	.062	.258	.245	.146	.123	.034
12	.438	.389	.132	.062	.283	.270	.171	.148	.036
14	.507	.452	.153	.093	.283	.270	.171	.148	.036
16	.544	.485	.164	.093	.303	.290	.191	.168	.039
18	.635	.568	.191	.093	.365	.352	.216	.194	.061
20	.650	.582	.196	.093	.378	.365	.230	.208	.062
24	.762	.685	.230	.093	.393	.380	.245	.223	.065

Specification Requirements:

- Dimensions: ASME B18.6.1.
- Drive Style: Cross Recessed, Type 1
- Material: Brass (Naval, Yellow, or Alloy number 360)
- Threads: ASME B18.6.1, Rolled threads
- Material Test Reports: (If applicable) The MTR must have documented lot traceability, including full chemical and mechanical figures, to the specification(s) above.

Fastenal Product Standard: FNL.WS.OVPH.BRS

Wood Screw, Oval Countersunk, Cross Recessed, Brass

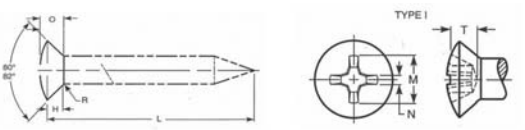

Size	A		H	O		M		T		N	R
	Head Diameter		Head Side Height	Total Head Height		Recess Diameter		Recess Depth		Recess Width	Fillet Radius
	Max, Edge Sharp	Min, Edge Rounded or Flat	Ref.	Max.	Min.	Max.	Min.	Max.	Min.	Min.	Max.
0	.119	.099	.035	.056	.041	.074	.061	.045	.027	.014	.031
1	.146	.123	.043	.068	.052	.077	.064	.048	.030	.015	.031
2	.172	.147	.051	.080	.063	.112	.099	.069	.052	.018	.031
3	.199	.171	.059	.092	.073	.124	.111	.081	.064	.019	.031
4	.225	.195	.067	.104	.084	.136	.123	.094	.077	.019	.031
5	.252	.220	.075	.116	.095	.158	.145	.085	.061	.028	.062
6	.279	.244	.083	.128	.105	.178	.165	.105	.080	.030	.062
7	.305	.268	.091	.140	.116	.189	.176	.115	.092	.031	.062
8	.332	.292	.100	.152	.126	.205	.192	.131	.106	.033	.062
9	.358	.316	.108	.164	.137	.216	.203	.144	.119	.034	.062
10	.385	.340	.116	.176	.148	.261	.248	.142	.118	.037	.062
12	.438	.389	.132	.200	.169	.283	.270	.165	.140	.040	.062
14	.507	.452	.153	.232	.197	.290	.277	.173	.148	.040	.093
16	.544	.485	.164	.248	.212	.332	.319	.214	.189	.046	.093
18	.635	.568	.191	.290	.249	.390	.377	.238	.214	.065	.093
20	.650	.582	.196	.296	.254	.400	.387	.245	.221	.066	.093
24	.762	.685	.230	.347	.300	.410	.397	.257	.233	.068	.093

Specification Requirements:

- Standard: ASME B18.6.1.
- Drive Style: Cross Recessed, Type 1
- Material: Brass (Naval, Yellow, or Alloy number 360)
- Thread requirements: ASME B18.6.1, Rolled threads
- Material Test Reports: (If applicable) The MTR must have documented lot traceability, including full chemical and mechanical figures, to the specification(s) above.

Fastenal Product Standard: FNL.FW.BRS

Flat Washers, Brass

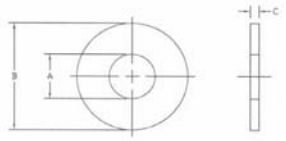

Size	A	B	C
	I.D.	O.D.	Thickness
4	.120	.281	.025
6	.147	.312	.025
8	.172	.375	.032
10	.200	.437	.036
12	.228	.500	.040
1/4	.260	.562	.040
5/16	.340	.750	.062
3/8	.392	.875	.062
7/16	.500	1.125	.081
1/2	.562	1.250	.091
9/16	.625	1.500	.091
5/8	.687	1.500	.102
3/4	.812	1.875	.114
7/8	.937	2.250	.128
1	1.062	2.500	.144
1 1/8	1.187	2.750	.156

I.D and O.D. tolerances: +/-.005". Thickness tolerances: 4 to 12 +/-.007", ¼" to ¾" +/-.010", 7/8" to 1" +/-.015", 1 1/8 and over +/-.031".

Specification Requirements:

- Dimensions: See dimensions above.
- Material: Brass (Naval, Yellow, or Alloy number 360)
- Material Test Reports: (If applicable) The MTR must have documented lot traceability, including full chemical and mechanical figures, to the specification(s) above.

Fastenal Product Standard: FNL.WASH.FIN.BRS

Finishing Washers, Brass

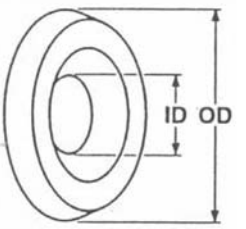

Size	OD	ID	
	+/-.020"	Min.	Max.
6	.438	.151	.164
8	.531	.180	.210
10	.593	.214	.227
12	.656	.259	.289
1/4	.781	.276	.296

Specification Requirements:

- Dimensions: See dimensions above.
- Material: Brass (Naval, Yellow, Alloy number 360)
- Material Test Reports: (If applicable): The MTR must have documented lot traceability, including full chemical and mechanical figures, to the specification(s) above.

Hex Nuts, Acorn Nuts

Fastenal Product Standard: FNL.FHN.BRS

Finished Hex Nut, Brass

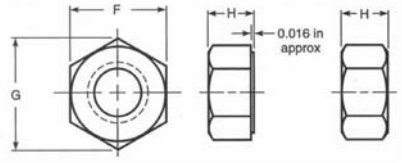

Nominal Size	F		G		H	
	Width Across Flats		Width Across Corners		Thickness	
	Max.	Min.	Max.	Min.	Max.	Min.
1/4	.438	.428	.505	.488	.226	.212
5/16	.500	.489	.577	.557	.273	.258
3/8	.563	.551	.650	.628	.337	.320
7/16	.688	.675	.794	.768	.385	.365
1/2	.750	.736	.866	.840	.448	.427
9/16	.875	.861	1.010	.982	.496	.473
5/8	.938	.922	1.083	1.051	.559	.535
3/4	1.125	1.088	1.299	1.240	.665	.617
7/8	1.312	1.269	1.516	1.447	.776	.724
1	1.500	1.450	1.732	1.653	.887	.831
1 1/8	1.688	1.631	1.949	1.859	.999	.939
1 1/4	1.875	1.812	2.165	2.066	1.094	1.030
1 3/8	2.062	1.994	2.382	2.273	1.206	1.138
1 1/2	2.250	2.175	2.598	2.480	1.317	1.245
1 5/8	2.43	2.35	2.805	2.679	1.416	1.364
1 3/4	2.625	2.538	3.031	2.893	1.540	1.460
1 7/8	2.813	2.722	3.247	3.103	1.651	1.567
2	3.000	2.900	3.464	3.306	1.763	1.675
2 1/4	3.375	3.263	3.897	3.719	1.986	1.890
2 1/2	3.750	3.625	4.330	4.133	2.209	2.105
2 3/4	4.125	3.988	4.763	4.546	2.431	2.319
3	4.5	4.350	5.196	4.959	2.654	2.534

Specification Requirements:

- Dimensions: ASME B18.2.2.
- Material: Brass (Naval, Yellow, or Alloy number 360)
- Thread Dimensions: ANSI B1.1 UNC & UNF Class 2B.
- Material Test Reports: (If applicable) The MTR must have documented lot traceability, including full, chemical and mechanical figures, to the specification(s) above.

Fastenal Product Standard: FNL.HHN.BRS

Heavy Hex Nut, Brass

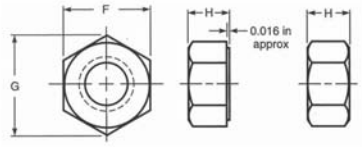

Nominal size	F			G		H		
	Width Across Flats			Width Across Corners		Thickness		
	Basic	Max.	Min.	Max.	Min.	Basic	Max.	Min.
1/4	1/2	.500	.488	.577	.556	15/64	.250	.218
5/16	9/16	.562	.546	.650	.622	19/64	.314	.280
3/8	11/16	.688	.669	.794	.763	23/64	.377	.341
7/16	3/4	.750	.728	.866	.830	27/64	.441	.403
1/2	7/8	.875	.850	1.010	.969	31/64	.504	.464
9/16	15/16	.938	.909	1.083	1.037	35/64	.568	.526
5/8	1 1/16	1.062	1.031	1.227	1.175	39/64	.631	.587
3/4	1 1/4	1.250	1.212	1.443	1.382	47/64	.758	.710
7/8	1 7/16	1.438	1.394	1.660	1.589	55/64	.885	.833
1	1 5/8	1.625	1.575	1.876	1.796	63/64	1.012	.956
1 1/8	1 13/16	1.812	1.756	2.093	2.002	1 7/64	1.139	1.079
1 1/4	2	2.000	1.938	2.309	2.209	1 7/32	1.251	1.187
1 3/8	2 3/16	2.188	2.119	2.526	2.416	1 11/32	1.378	1.310
1 1/2	2 3/8	2.375	2.300	2.742	2.622	1 15/32	1.505	1.433
1 5/8	2 9/16	2.562	2.481	2.959	2.828	1 19/32	1.632	1.556
1 3/4	2 3/4	2.750	2.662	3.175	3.035	1 23/32	1.759	1.679
1 7/8	2 15/16	2.938	2.844	3.392	3.242	1 27/32	1.886	1.802
2	3 1/8	3.125	3.025	3.608	3.449	1 31/32	2.013	1.925
2 1/4	3 1/2	3.500	3.388	4.041	3.862	2 13/64	2.251	2.155
2 1/2	3 7/8	3.875	3.750	4.474	4.275	2 29/64	2.505	2.401
2 3/4	4 1/4	4.250	4.112	4.907	4.688	2 45/64	2.759	2.647
3	4 5/8	4.625	4.475	5.340	5.102	2 61/64	3.013	2.893
3 1/4	5	5.000	4.838	5.774	5.515	3 3/16	3.252	3.124
3 1/2	5 3/8	5.375	5.200	6.207	5.928	3 7/16	3.506	3.370
3 3/4	5 3/4	5.750	5.562	6.640	6.341	3 11/16	3.760	3.616
4	6	6.125	5.925	7.073	6.755	3 15/16	4.014	3.862

Specification Requirements:

- Dimensions: ASME B18.2.2.
- Material: Brass (Naval, Yellow, or Alloy number 360)
- Thread Dimensions: ANSI B1.1 UNC & UNF Class 2B.
- Material Test Reports: (If applicable) The MTR must have documented lot traceability, including full, chemical and mechanical figures, to the specification(s) above.

Fastenal Product Standard: FNL.HJN.BRS

Hex Jam Nut, Brass

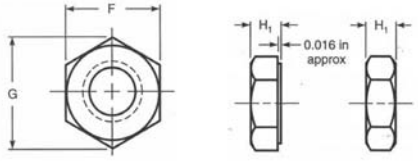

Nominal size	F			G		H		
	Width Across Flats			Width Across Corners		Thickness		
	Basic	Max.	Min.	Max.	Min.	Basic	Max.	Min.
1/4	7/16	.438	.428	.505	.488	5/32	.163	.150
5/16	1/2	.500	.489	.577	.557	3/16	.195	.180
3/8	9/16	.563	.551	.650	.628	7/32	.227	.210
7/16	11/16	.688	.675	.794	.768	1/4	.260	.240
1/2	3/4	.750	.736	.866	.840	5/16	.323	.302
9/16	7/8	.875	.861	1.010	.982	5/16	.324	.301
5/8	15/16	.938	.922	1.083	1.051	3/8	.387	.363
3/4	1 1/8	1.125	1.088	1.299	1.240	27/64	.446	.398
7/8	1 5/16	1.312	1.269	1.516	1.447	31/64	.510	.458
1	1 1/2	1.500	1.450	1.732	1.653	35/64	.575	.519
1 1/8	1 11/16	1.688	1.631	1.949	1.859	39/64	.639	.579
1 1/4	1 7/8	1.875	1.812	2.165	2.066	23/32	.751	.687
1 3/8	2 1/16	2.062	1.994	2.382	2.273	25/32	.815	.747
1 1/2	2 1/4	2.250	2.175	2.598	2.480	27/32	.880	.808

Specification Requirements:

- Dimensions: ASME B18.2.2.
- Material: Brass (Naval, Yellow, or Alloy number 360)
- Thread Dimensions: ANSI B1.1 UNC & UNF Class 2B.
- Material Test Reports: (If applicable) The MTR must have documented lot traceability, including full, chemical and mechanical figures, to the specification(s) above.

Fastenal Product Standard: FNL.ACORN.BRS

Acorn Nuts, Brass

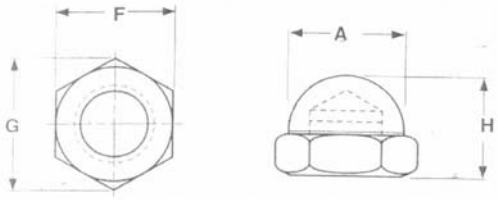

Size	F		H		G	
	Width Across Flats		Thickness		Width Across Corners	
	Max.	Min.	Max.	Min.	Max.	Min.
6-32	.312	.302	.276	.244	.361	.344
6-40	.312	.302	.276	.244	.361	.344
8-32	.312	.302	.291	.271	.361	.332
8-36	.312	.302	.291	.271	.361	.332
10-24	.375	.362	.335	.303	.433	.413
10-32	.375	.362	.335	.303	.433	.413
1/4-20	.438	.423	.402	.362	.505	.482
1/4-28	.438	.423	.402	.362	.505	.482
5/16-18	.562	.545	.484	.444	.650	.621
5/16-24	.562	.545	.484	.444	.650	.621
3/8-16	.625	.607	.520	.480	.722	.692
3/8-24	.625	.607	.520	.480	.722	.692
7/16-14	.625	.612	.540	.500	.722	.698
7/16-20	.625	.612	.540	.500	.722	.698
1/2-13	.750	.736	.563	.524	.866	.840
1/2-20	.750	.736	.563	.524	.866	.840
5/8-11	.938	.922	.827	.787	1.08	1.05
5/8-18	.938	.922	.827	.787	1.08	1.05
3/4-10	1.125	1.09	1.12	1.08	1.30	1.24
3/4-16	1.125	1.09	1.12	1.08	1.30	1.24

Specification Requirements:

- Dimensions: Refer to dimensions above.
- Material: Brass (Naval, Yellow, or Alloy number 360)
- Thread requirements: ANSI B1.1 UNC, Class 2B.
- Material Test Reports: (If applicable) The MTR must have documented lot traceability, including full chemical and mechanical figures, to the specification(s) above.

Wing Nuts, Lock Nuts, Socket Set Screws, Cotter Pins

Fastenal Product Standard: FNL.WING.BRS

Wing Nuts, Brass

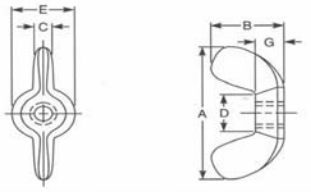

Nominal Size or Basic Major Dia of Thread	Threads per Inch	Series	Nut Blank Size (Ref)	A Wing Spread Max	A Wing Spread Min	B Wing Height Max	B Wing Height Min	C Wing Thickness Max	C Wing Thickness Min	D Between Wings Max	D Between Wings Min	E Boss Diameter Max	E Boss Diameter Min	G Boss Height Max	G Boss Height Min
3 (0.0990)	48 & 56	Heavy	AA	0.72	0.59	0.41	0.28	0.11	0.07	0.21	0.17	0.33	0.29	0.14	0.10
4 (0.1120)	40 & 48	Heavy	AA	0.72	0.59	0.41	0.28	0.11	0.07	0.21	0.17	0.33	0.29	0.14	0.10
5 (0.1250)	40 & 44	Light Heavy	AA A	**0.72** 0.91	**0.59** 0.78	**0.41** 0.47	**0.28** 0.34	**0.11** 0.14	**0.07** 0.10	**0.21** 0.27	**0.17** 0.22	**0.33** 0.43	**0.29** 0.39	**0.14** 0.18	**0.10** 0.14
6 (0.1380)	32 & 40	Light Heavy	AA A	0.72 **0.91**	0.59 **0.78**	0.41 **0.47**	0.28 **0.34**	0.11 **0.14**	0.07 **0.10**	0.21 **0.27**	0.17 **0.22**	0.33 **0.43**	0.29 **0.39**	0.14 **0.18**	0.10 **0.14**
8 (0.1640)	32 & 36	Light Heavy	**A** B	**0.91** 1.10	**0.78** 0.97	**0.47** 0.57	**0.34** 0.43	**0.14** 0.18	**0.10** 0.14	**0.27** 0.33	**0.22** 0.26	**0.43** 0.50	**0.39** 0.45	**0.18** 0.22	**0.14** 0.17
10 (0.1900)	24 & 32	Light Heavy	**A** B	**0.91** 1.10	**0.78** 0.97	**0.47** 0.57	**0.34** 0.43	**0.14** 0.18	**0.10** 0.14	**0.27** 0.33	**0.22** 0.26	**0.43** 0.50	**0.39** 0.45	**0.18** 0.22	**0.14** 0.17
12 (0.2160)	24 & 28	Light Heavy	**B** C	**1.10** 1.25	**0.97** 1.12	**0.57** 0.66	**0.43** 0.53	**0.18** 0.21	**0.14** 0.17	**0.33** 0.39	**0.26** 0.32	**0.50** 0.58	**0.45** 0.51	**0.22** 0.25	**0.17** 0.20
1/4 (0.2500)	20 & 28	Light Regular Heavy	**B** C D	**1.10** 1.25 1.44	**0.97** 1.12 1.31	**0.57** 0.66 0.79	**0.43** 0.53 0.65	**0.18** 0.21 0.24	**0.14** 0.17 0.20	**0.33** 0.39 0.48	**0.26** 0.32 0.42	**0.50** 0.58 0.70	**0.45** 0.51 0.64	**0.22** 0.25 0.30	**0.17** 0.20 0.26
5/16 (0.3125)	18 & 24	Light Regular Heavy	**C** D E	**1.25** 1.44 1.94	**1.12** 1.31 1.81	**0.66** 0.79 1.00	**0.53** 0.65 0.87	**0.21** 0.24 0.33	**0.17** 0.20 0.26	**0.39** 0.48 0.65	**0.32** 0.42 0.54	**0.58** 0.70 0.93	**0.51** 0.64 0.86	**0.25** 0.30 0.39	**0.20** 0.26 0.35
3/8 (0.3750)	16 & 24	Light Regular	**D** E	**1.44** 1.94	**1.31** 1.81	**0.79** 1.00	**0.65** 0.87	**0.24** 0.33	**0.20** 0.26	**0.48** 0.65	**0.42** 0.54	**0.70** 0.93	**0.64** 0.86	**0.30** 0.39	**0.26** 0.35
7/16 (0.4375)	14 & 20	Light Heavy	**E** F	**1.94** 2.76	**1.81** 2.62	**1.00** 1.44	**0.87** 1.31	**0.33** 0.40	**0.26** 0.34	**0.65** 0.90	**0.54** 0.80	**0.93** 1.19	**0.86** 1.13	**0.39** 0.55	**0.35** 0.51
1/2 (0.5000)	13 & 20	Light Heavy	**E** F	**1.94** 2.76	**1.81** 2.62	**1.00** 1.44	**0.87** 1.31	**0.33** 0.40	**0.26** 0.34	**0.65** 0.90	**0.54** 0.80	**0.93** 1.19	**0.86** 1.13	**0.39** 0.55	**0.35** 0.51
9/16 (0.5625)	12 & 18	Heavy	F	2.76	2.62	1.44	1.31	0.40	0.34	0.90	0.80	1.19	1.13	0.55	0.51
5/8 (0.6250)	11 & 18	Heavy	F	2.76	2.62	1.44	1.31	0.40	0.34	0.90	0.80	1.19	1.13	0.55	0.51
3/4 (0.7500)	10 & 16	Heavy	F	2.76	2.62	1.44	1.31	0.40	0.34	0.90	0.80	1.19	1.13	0.55	0.51

Specification Requirements:

- Dimensions: ASME B18.17, Type A.
- Material: Brass (Naval, Yellow, or Alloy number 360)
- Thread requirements: ANSI B1.1 Class 2B.
- Material Test Reports: (If applicable) The MTR must have documented lot traceability, including full chemical and mechanical figures, to the specification(s) above.

Fastenal Product Standard: FNL.NYLK.BRS

Hex Nylon Insert Locknuts, Brass

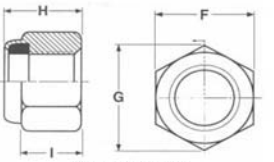

Tolerance: +/- .015"

Size	H Thickness	F Across Flats	G Across Corners
4-40	.143	.250	.275
5-40	.143	.250	.275
6-32	.178	.312	.339
8-32	.229	.345	.378
10-24	.239	.375	.413
10-32	.239	.375	.413
1/4-20	.313	.438	.488
1/4-28	.313	.438	.488
5/16-18	.344	.500	.557
5/16-24	.344	.500	.557
3/8-16	.453	.562	.628
3/8-24	.453	.562	.628
7/16-14	.453	.625	.698
7/16-20	.453	.625	.698
1/2-13	.594	.750	.840
1/2-20	.594	.750	.840
9/16-12	.641	.875	.982
9/16-18	.641	.875	.982
5/8-11	.750	.938	1.051
5/8-18	.750	.938	1.051
3/4-10	.875	1.062	1.191
3/4-16	.875	1.062	1.191
7/8-9	.984	1.250	1.403
7/8-14	.984	1.250	1.403
1-8	1.047	1.438	1.615
1-14	1.047	1.438	1.615
1 1/8-7	1.172	1.625	1.826
1 1/8-12	1.172	1.625	1.826
1 1/4-7	1.391	1.812	2.038
1 1/4-12	1.391	1.812	2.038
1 1/2-6	1.609	2.188	2.416
1 1/2-12	1.609	2.188	2.416

Specification Requirements:

- Dimensions: See dimensions above.
- Prevailing Torque: IFI-100/107
- Material: Brass (Naval, Yellow, or Alloy number 360)
- Thread requirements: ASME B1.1, Class 2B
- Material Test Reports: (If applicable) The MTR must have documented lot traceability, including full chemical and mechanical figures, to the specification(s) above.

Fastenal Product Standard: FNL.SSS.CP.BRS

Socket Set Screws, Cup Point, Brass

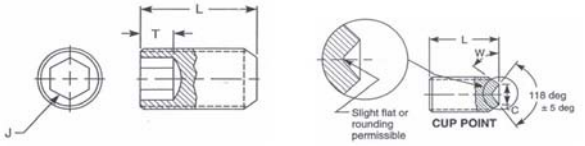

Size	J Hexagon Socket Size Nom.		T Key Engagement Min.	C Point Diameter Max.	C Point Diameter Min.	B Shortest Optimum Nominal Length
0	-	.028	.050	.033	.027	.13
1	-	.028	.060	.040	.033	.13
2	-	.035	.060	.047	.039	.13
3	-	.050	.070	.054	.045	.19
4	-	.050	.070	.061	.051	.19
5	1/16	.062	.080	.067	.057	.19
6	1/16	.062	.080	.074	.064	.19
8	5/64	.078	.090	.087	.076	.19
10	3/32	.094	.100	.102	.088	.19
1/4	1/8	.125	.125	.132	.118	.25
5/16	5/32	.156	.156	.172	.156	.31
3/8	3/16	.188	.188	.212	.194	.38
7/16	7/32	.219	.219	.252	.232	.44
1/2	1/4	.250	.250	.291	.270	.50
5/8	5/16	.312	.312	.371	.347	.63
3/4	3/8	.375	.375	.450	.425	.75
7/8	1/2	.500	.500	.530	.502	.88
1	9/16	.562	.562	.609	.579	1.00
1 1/8	9/16	.562	.562	.689	.655	1.25
1 1/4	5/8	.625	.625	.767	.733	1.25
1 3/8	5/8	.625	.625	.848	.808	1.50
1 1/2	3/4	.750	.750	.926	.886	1.50
1 3/4	1	1.000	1.000	1.086	1.039	1.75
2	1	1.000	1.000	1.244	1.193	2.00

*W shall be 45° +5° -0° for screw lengths equal to or longer than the lengths listed in column B and 30° minimum for shorter screws.

Specification Requirements:

- Dimensions: ASME B18.3, Cup Point
- Material & Mechanical Properties: Brass (Naval, Yellow, or Alloy number 360)
- Thread requirements: ANSI B1.1, Class 3A, UNC and UNF.
- Material Test Reports: The MTR must have documented lot traceability, including full chemical and mechanical figures, to the specification(s) above.

Fastenal Product Standard: FNL.CP.BRS

Cotter Pins, Brass

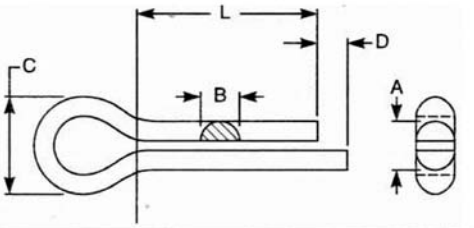

Nominal Size or Basic Pin Diameter		A Total Shank Diameter Max	A Total Shank Diameter Min	B Wire Width Max	B Wire Width Min	C Head Diameter Min	D Extended Prong Length Min	Gage Hole Diameter ± 0.001
1/32	0.031	0.032	0.028	0.032	0.022	0.06	0.01	0.047
3/64	0.047	0.048	0.044	0.048	0.035	0.09	0.02	0.062
1/16	0.062	0.060	0.056	0.060	0.044	0.12	0.03	0.078
5/64	0.078	0.076	0.072	0.076	0.057	0.16	0.04	0.094
3/32	0.094	0.090	0.086	0.090	0.069	0.19	0.04	0.109
7/64	0.109	0.104	0.100	0.104	0.080	0.22	0.05	0.125
1/8	0.125	0.120	0.116	0.120	0.093	0.25	0.06	0.141
9/64	0.141	0.134	0.130	0.134	0.104	0.28	0.06	0.156
5/32	0.156	0.150	0.146	0.150	0.116	0.31	0.07	0.172
3/16	0.188	0.176	0.172	0.176	0.137	0.38	0.09	0.203
7/32	0.219	0.207	0.202	0.207	0.161	0.44	0.10	0.234
1/4	0.250	0.225	0.220	0.225	0.176	0.50	0.11	0.266
5/16	0.312	0.280	0.275	0.280	0.220	0.62	0.14	0.312
3/8	0.375	0.335	0.329	0.335	0.263	0.75	0.16	0.375
7/16	0.438	0.406	0.400	0.406	0.320	0.88	0.20	0.438
1/2	0.500	0.473	0.467	0.473	0.373	1.00	0.23	0.500
5/8	0.625	0.598	0.590	0.598	0.472	1.25	0.30	0.625
3/4	0.750	0.723	0.715	0.723	0.572	1.50	0.36	0.750

Specification Requirements:

- Dimensions: ASME B18.8.1
- Material: Brass (Naval, Yellow, or Alloy number 360)
- Material Test Reports: (If applicable) The MTR must have documented lot traceability, including full chemical and mechanical figures, to the specification(s) above.

Hex Cap Screws, Machine Screws, Hex Nuts

Fastenal Product Standard: FNL.HCS.ALUM

Hex Cap Screws, Aluminum

Size	F		G		H	
	Width Across Flats		Width Across Corners		Head Height	
	Max.	Min.	Max.	Min.	Max.	Min.
1/4	.438	.428	.505	.488	.163	.150
5/16	.500	.489	.577	.557	.211	.195
3/8	.562	.551	.650	.628	.243	.226
7/16	.625	.612	.722	.698	.291	.272
1/2	.750	.736	.866	.840	.323	.302
9/16	.812	.798	.938	.910	.371	.348
5/8	.938	.922	1.083	1.051	.403	.378
3/4	1.125	1.100	1.299	1.254	.483	.455
7/8	1.312	1.285	1.516	1.465	.563	.531
1	1.500	1.469	1.732	1.675	.627	.591
1 1/8	1.688	1.631	1.949	1.859	.718	.658
1 1/4	1.875	1.812	2.165	2.066	.813	.749
1 3/8	2.062	1.994	2.382	2.273	.878	.810
1 1/2	2.250	2.175	2.598	2.480	.974	.902
1 3/4	2.625	2.538	3.031	2.893	1.134	1.054
2	3.000	2.900	3.464	3.306	1.263	1.175
2 1/4	3.375	3.262	3.897	3.719	1.423	1.327
2 1/2	3.750	3.625	4.330	4.133	1.583	1.479
2 3/4	4.125	3.988	4.763	4.546	1.744	1.632
3	4.500	4.350	5.196	4.959	1.935	1.815

Nominal Length	Nominal Size					
	1/4 to 3/8"	7/16 to 1/2"	9/16 to 3/4"	7/8 and 1"	1 1/8 to 1 1/2"	Over 1 1/2"
Up to 1", incl.	-0.03	-0.03	-0.03	-	-	-
Over 1 in. to 2 1/2", incl.	-0.04	-0.06	-0.08	-0.10	-0.12	-0.18
Over 2 1/2" to 4", incl.	-0.06	-0.08	-0.10	-0.14	-0.16	-0.20
Over 4" to 6", incl.	-0.10	-0.10	-0.10	-0.16	-0.18	-0.22
Longer than 6"	-0.18	-0.18	-0.18	-0.20	-0.22	-0.24

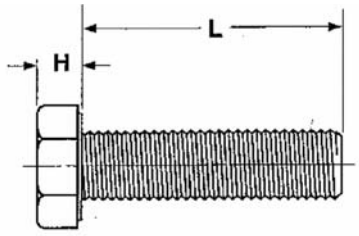

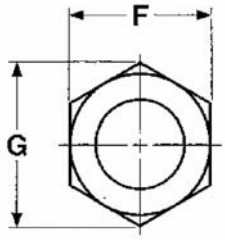

Specification Requirements:

- Dimensions: ASME B18.2.1, Fully threaded.
- Material: 2024T4 Aluminum.
- Thread requirements: ANSI B1.1 UNC & UNF Class 2A.
- Material Test Reports (If applicable): The MTR must have documented lot traceability, including full chemical and mechanical figures, to the specification(s) above.

Fastenal Product Standard: FNL.MS.RSL.ALUM

Machine Screw, Round Head, Slotted, Aluminum

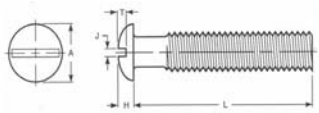

Size	A		H		J		T	
	Head Diameter		Head Height		Slot Width		Slot Depth	
	Max.	Min.	Max.	Min.	Max.	Min.	Max.	Min.
0000	.041	.035	.022	.016	.008	.004	.017	.013
000	.062	.056	.031	.025	.012	.008	.018	.012
00	.089	.080	.045	.036	.017	.010	.026	.018
0	.113	.099	.053	.043	.023	.016	.039	.029
1	.138	.122	.061	.051	.026	.019	.044	.033
2	.162	.146	.069	.059	.031	.023	.048	.037
3	.187	.169	.078	.067	.035	.027	.053	.040
4	.211	.193	.086	.075	.039	.031	.058	.044
5	.236	.217	.095	.083	.043	.035	.063	.047
6	.260	.240	.103	.091	.048	.039	.068	.051
8	.309	.287	.120	.107	.054	.045	.077	.058
10	.359	.334	.137	.123	.060	.050	.087	.065
12	.408	.382	.153	.139	.067	.056	.096	.073
1/4	.472	.443	.175	.160	.075	.064	.109	.082
5/16	.590	.557	.216	.198	.084	.072	.132	.099
3/8	.708	.670	.256	.237	.094	.081	.155	.117
7/16	.750	.707	.328	.307	.094	.081	.196	.148
1/2	.813	.766	.355	.332	.106	.091	.211	.159
9/16	.938	.887	.410	.385	.118	.102	.242	.183
5/8	1.000	.944	.438	.411	.133	.116	.258	.195
3/4	1.250	1.185	.547	.516	.149	.131	.320	.242

Specification Requirements:

- Standard: ASME B18.6.3.
- Drive Style: Slotted
- Material: 2024T4 Aluminum.
- Thread requirements: ANSI B1.1 UNC & UNF Class 2A. [Fastenal will inspect and accept parts with a 1A no-go gauge]
- Material Test Reports (If applicable): The MTR must have documented lot traceability, including full chemical and mechanical figures, to the specification(s) above.

Fastenal Product Standard: FNL.FHN.ALUM

Finished Hex Nuts, Aluminum

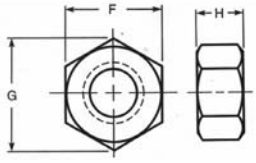

Nominal Size	F		G		H	
	Width Across Flats		Width Across Corners		Thickness	
	Max.	Min.	Max.	Min.	Max.	Min.
1/4	.438	.428	.505	.488	.226	.212
5/16	.500	.489	.577	.557	.273	.258
3/8	.563	.551	.650	.628	.337	.320
7/16	.688	.675	.794	.768	.385	.365
1/2	.750	.736	.866	.840	.448	.427
9/16	.875	.861	1.010	.982	.496	.473
5/8	.938	.922	1.083	1.051	.559	.535
3/4	1.125	1.088	1.299	1.240	.665	.617
7/8	1.312	1.269	1.516	1.447	.776	.724
1	1.500	1.450	1.732	1.653	.887	.831
1 1/8	1.688	1.631	1.949	1.859	.999	.939
1 1/4	1.875	1.812	2.165	2.066	1.094	1.030
1 3/8	2.062	1.994	2.382	2.273	1.206	1.138
1 1/2	2.250	2.175	2.598	2.480	1.317	1.245
1 5/8	2.43	2.35	2.805	2.679	1.416	1.364
1 3/4	2.625	2.538	3.031	2.893	1.540	1.460
1 7/8	2.813	2.722	3.247	3.103	1.651	1.567
2	3.000	2.900	3.464	3.306	1.763	1.675
2 1/4	3.375	3.263	3.897	3.719	1.986	1.890
2 1/2	3.750	3.625	4.330	4.133	2.209	2.105
2 3/4	4.125	3.988	4.763	4.546	2.431	2.319
3	4.5	4.350	5.196	4.959	2.654	2.534

Specification Requirements:

- Dimensions: ASME B18.2.2
- Material: 6061-T6 Aluminum.
- Thread requirements: ANSI B1.1 UNC & UNF Class 2B
- Material Test Reports (If applicable): The MTR must have documented lot traceability, including full chemical and mechanical figures, to the specification(s) above.

FASTENER STANDARDS

Flat Washers, Lock Washers, Hex Cap Screws, Machine Screw Nuts

Fastenal Product Standard: FNL.FW.ALUM

Flat Washers, Aluminum

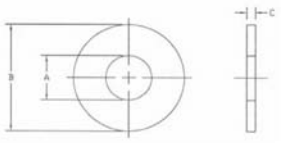

Size	A		B		C	
	Min.	Max.	Min.	Max.	Min.	Max
6	.144	.154	.370	.380	.024	.038
8	.169	.179	.370	.380	.024	.038
3/16	.195	.206	.432	.442	.024	.038
10	.198	.208	.432	.442	.024	.038
1/4	.260	.270	.682	.692	.035	.055
5/16	.338	.348	.745	.755	.052	.072
3/8	.401	.411	.870	.880	.052	.072
1/2	.557	.567	1.245	1.255	.068	.088
5/8	.682	.692	1.495	1.505	.068	.088
3/4	.807	.817	1.870	1.880	.081	.101
7/8	.933	.943	2.300	2.200	.081	.101

Specification Requirements:

- Dimensions: See dimensions above.
- Material: 2024T4 Aluminum.
- Material Test Reports: (If applicable) The MTR must have documented lot traceability, including full chemical and mechanical figures, to the specification(s) above.

Fastenal Product Standard: FNL.LW.ALUM

Lock Washer, Medium Split, Aluminum

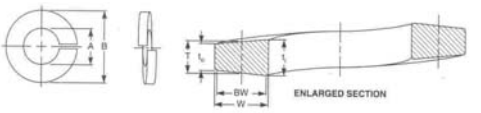

Nominal Washer Size	A		B	T	W	BW
	Inside Diameter		Outside Diameter	Mean Section Thickness $(t_1+T_0)/2$	Section Width	Bearing Width
	Max	Min	Max	Min	Min	Min
No. 2	.094	.088	.172	.020	.035	.024
No. 3	.107	.101	.195	.025	.040	.028
No. 4	.120	.114	.209	.025	.040	.028
No. 5	.133	.127	.236	.031	.047	.033
No. 6	.148	.141	.250	.031	.047	.033
No. 8	.174	.167	.293	.040	.055	.038
No. 10	.200	.193	.334	.047	.062	.043
No. 12	.227	.220	.377	.056	.070	.049
1/4	.260	.252	.487	.062	.109	.076
5/16	.322	.314	.583	.078	.125	.087
3/8	.385	.377	.680	.094	.141	.099
7/16	.450	.440	.776	.109	.156	.109
1/2	.512	.502	.869	.125	.171	.120
9/16	.574	.564	.965	.141	.188	.132
5/8	.641	.628	1.073	.156	.203	.142
3/4	.766	.753	1.265	.188	.234	.164
7/8	.894	.878	1.459	.219	.266	.186
1	1.024	1.003	1.656	.250	.297	.208
1-1/8	1.153	1.129	1.847	.281	.328	.230
1-1/4	1.280	1.254	2.036	.312	.359	.251
1-3/8	1.408	1.379	2.219	.344	.391	.274
1-1/2	1.534	1.504	2.419	.375	.422	.295
1-5/8	1.663	1.633	2.553	.389	.424	.297
1-3/4	1.789	1.758	2.679	.389	.424	.297
1-7/8	1.914	1.883	2.811	.422	.427	.299
2	2.039	2.008	2.936	.422	.427	.299
2-1/4	2.293	2.262	3.221	.440	.442	.309
2-1/2	2.543	2.512	3.471	.440	.442	.309
2-3/4	2.793	2.762	3.824	.458	.491	.344
3	3.043	3.012	4.074	.458	.491	.344

Specification Requirements:

- Dimensions: ASME B18.21.1.
- Material: 2024T4 Aluminum.
- Material Test Reports: (If applicable) Must be available and have documented lot traceability, including full chemical and mechanical figures, to the specification(s) above.

Fastenal Product Standard: FNL.HCS.SIBRZ

Hex Cap Screws, Silicon Bronze

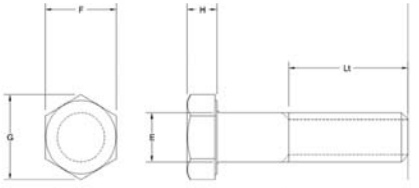

Nominal Size (inch)	E		F			G		H			Thread Length For Bolt Lengths Lt	
	Full Size Body Dia.		Width Across Flats			Width Across Corners		Head Height			6 in & Shorter	Over 6 in.
	Max.	Min.	Basic	Max.	Min.	Max.	Min.	Basic	Max.	Min.	Nom.	Nom.
1/4	0.25	0.245	7/16	0.438	0.428	0.505	0.488	5/32	0.163	0.15	0.750	1.000
5/16	0.3125	0.3065	1/2	0.5	0.489	0.577	0.557	13/64	0.211	0.195	0.875	1.125
3/8	0.375	0.369	9/16	0.563	0.551	0.65	0.628	15/64	0.243	0.226	1.000	1.250
7/16	0.4375	0.4305	5/8	0.625	0.612	0.722	0.698	9/32	0.291	0.272	1.125	1.375
1/2	0.5	0.493	3/4	0.75	0.736	0.866	0.84	5/16	0.323	0.302	1.250	1.500
9/16	0.5625	0.5545	13/16	0.813	0.798	0.938	0.91	23/64	0.371	0.348	1.375	1.625
5/8	0.625	0.617	15/16	0.938	0.922	1.083	1.051	25/64	0.403	0.378	1.500	1.750
3/4	0.75	0.741	1 1/8	1.125	1.1	1.299	1.254	15/32	0.483	0.455	1.750	2.000
7/8	0.875	0.866	1 5/16	1.313	1.285	1.516	1.465	35/64	0.563	0.531	2.000	2.250
1	1	0.99	1 1/2	1.5	1.469	1.732	1.675	39/64	0.627	0.591	2.250	2.500
1 1/8	1.125	1.114	1 11/16	1.688	1.631	1.949	1.859	11/16	0.718	0.658	2.500	2.750
1 1/4	1.25	1.239	1 7/8	1.875	1.812	2.165	2.066	25/32	0.813	0.749	2.750	3.000
1 3/8	1.375	1.363	2 1/16	2.063	1.994	2.382	2.273	27/32	0.878	0.81	3.000	3.250
1 1/2	1.5	1.488	2 1/4	2.25	2.175	2.598	2.48	1 5/16	0.974	0.902	3.250	3.500

Specification Requirements:

- Dimensions: ASME B18.2.1.
- Material: Alloy 651 Silicon Bronze.
- Thread requirements: ANSI B1.1 UNC & UNF Class 2A.
- Product Marking: Manufacturer ID and Alloy grade "651"
- Material Test Reports: (If applicable) The MTR must have documented lot traceability, including full chemical and mechanical figures, to the specification(s) above.

Fastenal Product Standard: FNL.MSHN.SB

Machine Screw Hex Nuts, Silicon Bronze

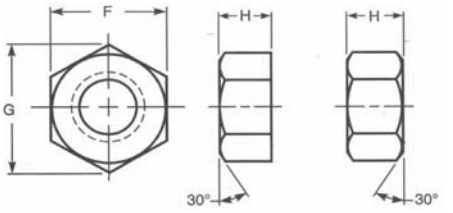

Diameter	F		G		H	
	W.A.F.		W.A.C.		Thickness	
	Max.	Min.	Max.	Min.	Max.	Min.
0	.156	.150	.180	.171	.050	.043
1	.156	.150	.180	.171	.050	.043
2	.188	.180	.217	.205	.066	.057
3	.188	.180	.217	.205	.066	.057
4	.250	.241	.289	.275	.098	.087
5	.312	.302	.361	.344	.114	.102
6	.312	.302	.361	.344	.114	.102
8	.344	.332	.397	.378	.130	.117
10	.375	.362	.433	.413	.130	.117
12	.438	.423	.505	.482	.161	.148
1/4	.438	.423	.505	.482	.193	.178
5/16	.562	.545	.650	.621	.225	.208
3/8	.625	.607	.722	.692	.257	.239

Specification Requirements:

- Dimensions: ASME B18.2.2.
- Material: Alloy 651 Silicon Bronze.
- Thread requirements: ANSI B1.1 UNC & UNF Class 2B.
- Material Test Report: (If applicable) The MTR must have documented lot traceability, including full chemical and mechanical figures, to the specification(s) above.

Hex Nuts, Flat Washers, External Tooth Lock Washers

Fastenal Product Standard: FNL.FHN.SB

Finished Hex Nuts, Silicon Bronze

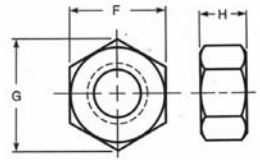

Nominal Size	F Width Across Flats		G Width Across Corners		H Thickness	
	Max.	Min.	Max.	Min.	Max.	Min.
1/4	.438	.428	.505	.488	.226	.212
5/16	.500	.489	.577	.557	.273	.258
3/8	.563	.551	.650	.628	.337	.320
7/16	.688	.675	.794	.768	.385	.365
1/2	.750	.736	.866	.840	.448	.427
9/16	.875	.861	1.010	.982	.496	.473
5/8	.938	.922	1.083	1.051	.559	.535
3/4	1.125	1.088	1.299	1.240	.665	.617
7/8	1.312	1.269	1.516	1.447	.776	.724
1	1.500	1.450	1.732	1.653	.887	.831
1 1/8	1.688	1.631	1.949	1.859	.999	.939
1 1/4	1.875	1.812	2.165	2.066	1.094	1.030
1 3/8	2.062	1.994	2.382	2.273	1.206	1.138
1 1/2	2.250	2.175	2.598	2.480	1.317	1.245
1 5/8	2.43	2.35	2.805	2.679	1.416	1.364
1 3/4	2.625	2.538	3.031	2.893	1.540	1.460
1 7/8	2.813	2.722	3.247	3.103	1.651	1.567
2	3.000	2.900	3.464	3.306	1.763	1.675
2 1/4	3.375	3.263	3.897	3.719	1.986	1.890
2 1/2	3.750	3.625	4.330	4.133	2.209	2.105
2 3/4	4.125	3.988	4.763	4.546	2.431	2.319
3	4.5	4.350	5.196	4.959	2.654	2.534

Specification Requirements:

- Dimensions: ASME B18.2.2.
- Material: Alloy 651 Silicon Bronze.
- Thread requirements: ANSI B1.1 UNC & UNF Class 2B.
- Material Test Reports: (If applicable) The MTR must have documented lot traceability, including full chemical and mechanical figures, to the specification(s) above.

Fastenal Product Standard: FNL.HJN.SB

Hex Jam Nuts, Silicon Bronze

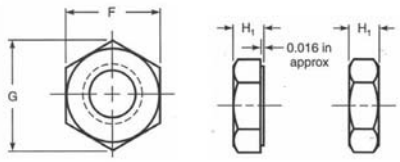

Nominal size	F Width Across Flats			G Width Across Corners		H Thickness		
	Basic	Max.	Min.	Max.	Min.	Basic	Max.	Min.
1/4	7/16	.438	.428	.505	.488	5/32	.163	.150
5/16	1/2	.500	.489	.577	.557	3/16	.195	.180
3/8	9/16	.563	.551	.650	.628	7/32	.227	.210
7/16	11/16	.688	.675	.794	.768	1/4	.260	.240
1/2	3/4	.750	.736	.866	.840	5/16	.323	.302
9/16	7/8	.875	.861	1.010	.982	5/16	.324	.301
5/8	15/16	.938	.922	1.083	1.051	3/8	.387	.363
3/4	1 1/8	1.125	1.088	1.299	1.240	27/64	.446	.398
7/8	1 5/16	1.312	1.269	1.516	1.447	31/64	.510	.458
1	1 1/2	1.500	1.450	1.732	1.653	35/64	.575	.519
1 1/8	1 11/16	1.688	1.631	1.949	1.859	39/64	.639	.579
1 1/4	1 7/8	1.875	1.812	2.165	2.066	23/32	.751	.687
1 3/8	2 1/16	2.062	1.994	2.382	2.273	25/32	.815	.747
1 1/2	2 1/4	2.250	2.175	2.598	2.480	27/32	.880	.808

Specification Requirements:

- Dimensions: ASME B18.2.2.
- Material: Alloy 651 Silicon Bronze.
- Thread requirements: ANSI B1.1 UNC & UNF Class 2B.
- Material Test Reports: (If applicable) The MTR must have documented lot traceability, including full chemical and mechanical figures, to the specification(s) above.

Fastenal Product Standard: FNL.FW.SIBRZ

Flat Washers, Silicon Bronze

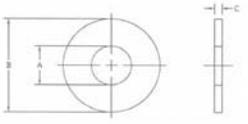

Nominal Washer Size	A Inside Diameter			B Outside Diamter			C Thickness		
	Basic	Tolerance Plus	Tolerance Minus	Basic	Tolerance Plus	Tolerance Minus	Basic	Max	Min
3/16	.250	.015	.005	.562	.015	.005	.049	.065	.036
1/4	.312	.015	.005	.734	.015	.007	.065	.080	.051
5/16	.340	.015	.005	.750	.030	.007	.062	.069	.057
3/8	.392	.015	.005	.875	.030	.007	.062	.069	.057
7/16	.500	.015	.005	1.125	.030	.007	.083	.104	.064
1/2	.562	.015	.005	1.250	.030	.007	.091	.099	.082
9/16	.625	.015	.005	1.469	.030	.007	.109	.132	.086
5/8	.688	.030	.007	1.750	.030	.007	.134	.160	.108
3/4	.812	.030	.007	2.000	.030	.007	.148	.177	.122
7/8	.938	.030	.007	2.250	.030	.007	.165	.192	.136
1	1.062	.030	.007	2.500	.030	.007	.165	.192	.136
1-1/8	1.250	.030	.007	2.750	.030	.007	.165	.192	.136
1-1/4	1.375	.030	.007	3.000	.030	.007	.165	.192	.136
1-3/8	1.500	.045	.010	3.250	.045	.010	.180	.213	.153
1-1/2	1.625	.045	.010	3.500	.045	.010	.180	.213	.153
1-5/8	1.750	.045	.010	3.750	.045	.010	.180	.213	.153
1-3/4	1.875	.045	.010	4.000	.045	.010	.180	.213	.153
1-7/8	2.000	.045	.010	4.250	.045	.010	.180	.213	.153
2	2.125	.045	.010	4.500	.045	.010	.180	.213	.153
2-1/4	2.375	.045	.010	4.750	.045	.010	.220	.248	.193
2-1/2	2.625	.045	.010	5.000	.045	.010	.238	.280	.210
2-3/4	2.875	.065	.010	5.250	.065	.010	.259	.310	.228
3	3.125	.065	.010	5.500	.065	.010	.284	.327	.249

Specification Requirements:

- Dimensions: See dimensions above.
- Material: Silicon Bronze.
- Material Test Reports: (If applicable) The MTR must have documented lot traceability, including full chemical and mechanical figures, to the specification(s) above.

Fastenal Product Standard: FNL.LW.ET.SB

External Tooth Lock Washers, Silicon Bronze

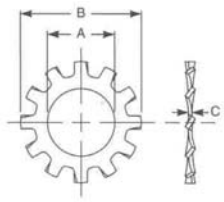

TYPE A

Nominal Washer Size	A Inside Diameter		B Outside Diameter		C Thickness	
	Max	Min	Max	Min	Max	Min
No. 3	.109	.102	.235	.220	.016	.010
No. 4	.123	.115	.260	.245	.018	.012
No. 5	.136	.129	.285	.270	.020	.014
No. 6	.150	.141	.320	.305	.022	.016
No. 8	.176	.168	.381	.365	.023	.018
No. 10	.204	.195	.410	.395	.024	.018
No. 12	.231	.221	.475	.460	.027	.020
1/4	.267	.256	.510	.494	.028	.023
5/16	.332	.320	.610	.588	.034	.028
3/8	.398	.384	.694	.670	.040	.032
7/16	.464	.448	.760	.740	.040	.032
1/2	.530	.513	.900	.880	.045	.037
9/16	.596	.576	.985	.960	.045	.037
5/8	.663	.641	1.070	1.045	.050	.042
3/4	.795	.768	1.260	1.220	.055	.047
7/8	.927	.897	1.410	1.380	.060	.052
1	1.060	1.025	1.620	1.590	.067	.059

Specification Requirements:

- Dimensions: ASME B18.21.1, Type A.
- Material: Alloy 651 Silicon Bronze.
- Material Test Reports: (If applicable) The MTR must have documented lot traceability, including full chemical and mechanical figures, to the specification(s) above.

Lock Washers, Hex Cap Screws, Nylon Screws, Nylon Nuts

Fastenal Product Standard: FNL.LW.SIBRZ

Lock Washers, Medium-Split, Silicon Bronze

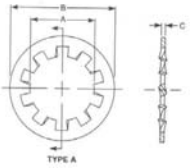

Nominal Washer Size	A Inside Diameter		B Outside Diameter		C Thickness	
	Max	Min	Max	Min	Max	Min
No. 2	.095	.089	.200	.175	.016	.010
No. 3	.109	.102	.232	.215	.016	.010
No. 4	.123	.115	.270	.245	.018	.012
No. 5	.136	.129	.280	.255	.020	.014
No. 6	.150	.141	.295	.275	.022	.016
No. 8	.176	.168	.340	.325	.023	.018
No. 10	.204	.195	.381	.365	.024	.018
No. 12	.231	.221	.410	.394	.027	.020
1/4	.267	.256	.478	.460	.028	.023
5/16	.332	.320	.610	.594	.034	.028
3/8	.398	.384	.692	.670	.040	.032
7/16	.464	.448	.789	.740	.040	.032
1/2	.530	.512	.900	.867	.045	.037
9/16	.596	.576	.985	.957	.045	.037
5/8	.663	.640	1.071	1.045	.050	.042
3/4	.795	.769	1.245	1.220	.055	.047
7/8	.927	.894	1.410	1.364	.060	.052
1	1.060	1.019	1.637	1.590	.067	.059
1-1/8	1.192	1.144	1.830	1.799	.067	.059
1-1/4	1.325	1.275	1.975	1.921	.067	.059

Specification Requirements:

- Dimensions: ASME B18.21.1, Type A.
- Material: Alloy 651 Silicon Bronze.
- Material Test Reports: (If applicable) Must be available and have documented lot traceability, including full chemical and mechanical figures, to the specification(s) above.

Fastenal Product Standard: FNL.NYL.HCS

Hex Cap Screws, Nylon

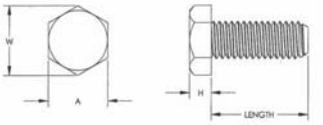

Size	A Min.	A Max.	W Min.	W Max.	H Min.	H Max.
1/4	.425	.438	.484	.505	.150	.188
5/16	.484	.500	.522	.577	.195	.235
3/8	.544	.562	.620	.650	.226	.268
1/2	.725	.750	.826	.866	.302	.364
5/8	.906	.938	1.033	1.083	.378	.444
3/4	1.088	1.125	1.240	1.299	.455	.524
7/8	1.269	1.312	1.447	1.516	.531	.604

Nominal Length	1/4" to 3/8"	7/16" to 1/2"	9/16" to 3/4"	7/8" to 1"	1 1/8" to 1 1/2"	Over 1 1/2"
Up to 1in., incl.	+0.02	+0.02	+0.02	-----	-----	-----
	-0.03	-0.03	-0.03	-----	-----	-----
Over 1" to 2 1/2", incl.	+0.02	+0.04	+0.06	+0.08	+0.12	+0.18
	-0.04	-0.06	-0.08	-0.10	-0.12	-0.18
Over 2 1/2" to 4", incl.	+0.04	+0.06	+0.08	+0.10	+0.16	+0.20
	-0.06	-0.08	-0.10	-0.14	-0.16	-0.20
Over 4" to 6", incl.	+0.06	+0.08	+0.10	+0.12	+0.18	+0.22
	-0.10	-0.10	-0.10	-0.16	-0.18	-0.22
Longer than 6"	+0.10	+0.12	+0.14	+0.16	+0.22	+0.24
	-0.18	-0.18	-0.18	-0.20	-0.22	-0.24

*Parts up to 1" long are fully threaded.

Specification Requirements:

- Dimensions: See dimensions above.
- Material: Nylon 6/6.
- Thread requirements: ANSI B1.1 UNC & UNF Class 2A .
- Material Test Reports: (If applicable) The MTR must have documented lot traceability, including full chemical and mechanical figures, to the specification(s) above.

Fastenal Product Standard: FNL.NYL.FHN

Finished Hex Nuts, Nylon

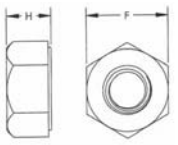

Size	F	H
2-56	.180	.070
3-48	.180	.070
4-40	.250	.100
6-32	.305	.120
6-40	.305	.120
8-32	.335	.130
10-24	.365	.135
10-32	.365	.135
12-24	.425	.207
1/4-20	.425	.235
1/4-28	.425	.235
5/16-18	.500	.270
5/16-24	.500	.270
3/8-16	.560	.330
3/8-24	.560	.330
3/8-32	.560	.330
7/16-14	.685	.380
7/16-20	.685	.380
1/2-13	.750	.430
1/2-20	.750	.430
5/8-11	.925	.550
5/8-18	.925	.550
11/16-27	1.00	.250
3/4-10	1.10	.640
7/8-9	1.28	.750
1-8	1.47	.870

Tolerances are +/-.010".

Specification Requirements:

- Dimensions: See dimensions above.
- Material: Nylon 6/6
- Thread requirements: ANSI B1.1 UNC & UNF Class 2B.
- Material Test Reports: (If applicable) The MTR must have documented lot traceability, including full chemical and mechanical figures, to the specification(s) above.

Fastenal Product Standard: FNL.NYL.WN

Wing Nut, Nylon

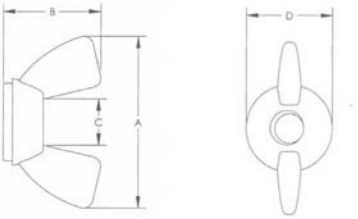

Size	A	B	C	D
4-40	.90	.48	.23	.40
6-32	.90	.48	.23	.40
8-32	.90	.48	.23	.40
10-24	.90	.48	.23	.40
10-32	.90	.48	.23	.40
10-24	1.10	.63	.30	.56
10-32	1.10	.63	.30	.56
1/4-20	1.10	.63	.30	.56
1/4-28	1.10	.63	.30	.56
1/4-20	1.36	.71	.36	.65
1/4-28	1.36	.71	.36	.65
5/16-18	1.38	.72	.36	.65
3/8-16	1.38	.72	.36	.65
3/8-24	.140	.72	.36	.64
7/16-14	1.76	.90	.56	.85
1/2-13	1.76	.90	.56	.85
9/16-12	1.76	.90	.56	.85

Tolerances +/- .010"

Specification Requirements:

- Dimensions: See dimensions above.
- Material: Nylon 6/6.
- Thread requirements: ANSI B1.1 UNC & UNF Class 2B.
- Material Test Reports: (If applicable) The MTR must have documented lot traceability, including full chemical and mechanical figures, to the specification(s) above.

Nylon Screws

Fastenal Product Standard: FNL.NYL.CN

Cap Nut, Nylon

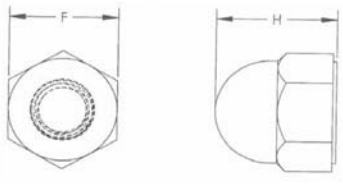

Size	F +/- .010"	H Reference
4-40	.250	.280
6-32	.305	.345
8-32	.330	.375
10-24	.365	.400
10-32	.365	.400
1/4-20	.425	.475
1/4-28	.425	.475
5/16-18	.500	.530
5/16-24	.500	.530
3/8-16	.560	.620
3/8-24	.560	.620
1/2-13	.750	.810
1/2-20	.750	.810
5/8-11	.935	.970

Specification Requirements:

- Dimensions: See dimensions above.
- Material: Nylon 6/6.
- Thread requirements: ANSI B1.1 UNC & UNF Class 2B.
- Material Test Reports (If applicable): The MTR must have documented lot traceability, including full chemical and mechanical figures, to the specification(s) above.

Fastenal Product Standard: FNL.NYL.LPS

License Plate Screw, Nylon

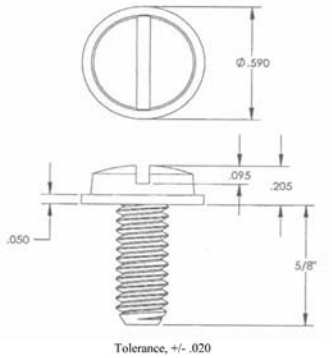

Tolerance, +/- .020

Specification Requirements:

- Dimensions: See nominal dimensions above.
- Material: Nylon 6/6.
- Thread requirements: ANSI B1.1 UNC & UNF Class 2A.
- Material Test Reports (If applicable): The MTR must have documented lot traceability, including full chemical and mechanical figures, to the specification(s) above.

Fastenal Product Standard: FNL.NYL.MS.RPH

Round Head Machine Screw, Cross Recessed, Nylon

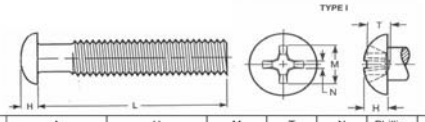

Size		A Head Diameter		H Height of Head		M	T	N	Phillips Driver Size	Recess Penetration Gaging Depth	
						Dimensions of Recess					
						Diameter	Depth	Width			
		Max.	Min.	Max.	Min.	Ref.	Ref.	Ref.	Ref.	Max	Min
0	0.0600	0.113	0.099	0.053	0.043	0.066	0.032	0.014	0	0.035	0.015
1	0.0730	0.138	0.122	0.061	0.051	0.075	0.042	0.015	0	0.045	0.026
2	0.0860	0.162	0.146	0.069	0.059	0.086	0.043	0.017	1	0.046	0.027
4	0.0990	0.211	0.193	0.086	0.075	0.111	0.062	0.019	1	0.065	0.046
5	0.1120	0.236	0.217	0.095	0.083	0.147	0.060	0.027	2	0.063	0.035
6	0.1380	0.260	0.240	0.103	0.091	0.155	0.070	0.027	2	0.073	0.045
8	0.1640	0.309	0.287	0.120	0.107	0.171	0.088	0.030	2	0.090	0.064
10	0.1900	0.359	0.334	0.137	0.123	0.188	0.106	0.031	2	0.108	0.082
12	0.2160	0.408	0.382	0.153	0.139	0.242	0.112	0.034	3	0.108	0.082
1/4	0.2500	0.472	0.443	0.175	0.160	0.261	0.134	0.036	3	0.130	0.104
5/16	0.3125	0.590	0.557	0.216	0.198	0.301	0.174	0.040	3	0.170	0.144
3/8	0.3750	0.708	0.670	0.256	0.237	0.380	0.215	0.064	4	0.208	0.182
7/16	0.4375	0.750	0.707	0.328	0.307	0.395	0.228	0.066	4	0.221	0.196
1/2	0.5000	0.813	0.766	0.355	0.332	0.409	0.243	0.068	4	0.236	0.211
9/16	0.5625	0.938	0.887	0.410	0.385	0.447	0.278	0.075	4	0.272	0.245
5/8	0.6250	1.000	0.944	0.438	0.441	0.542	0.297	0.077	5	0.285	0.244
3/4	0.7500	1.250	1.185	0.547	0.516	0.642	0.398	0.088	5	0.385	0.346

Nominal Screw Size	0000 thru 00	0 thru 12	1/4 thru 3/4
Nominal Screw Length	Tolerance on Length		
Up to 1/2in., incl.	-0.01	-0.02	-0.03
Over 1/2 to 1 in., incl.	-0.02	-0.03	-0.03
Over 1 to 2 in., incl.	-	-0.06	-0.06
Over 2 in.	-	-0.09	-0.09

Specification Requirements:

- Dimensions: See dimensions above.
- Drive: Cross Recessed, Type 1
- Material: Nylon 6/6.
- Thread requirements: ANSI B1.1 UNC & UNF Class 2A .
- Material Test Reports (If applicable): The MTR must have documented lot traceability, including full chemical and mechanical figures, to the specification(s) above.

Fastenal Product Standard: FNL.NYL.MS.PPH

Pan Head Machine Screw, Cross Recessed, Nylon

Size	A Head Diameter		H Recessed Head Height		Recess Dia.	Recess Depth	Recess Width
	Max.	Min.	Max.	Min.	Ref.	Ref.	Ref.
0	.116	.104	.044	.036	.060	.030	.013
1	.142	.130	.053	.044	.067	.035	.014
2	.167	.155	.062	.053	.097	.050	.017
3	.193	.180	.071	.062	.105	.059	.019
4	.219	.205	.080	.070	.115	.069	.019
5	.245	.231	.089	.079	.152	.070	.028
6	.270	.256	.097	.087	.159	.078	.028
8	.322	.306	.115	.105	.175	.095	.030
10	.373	.357	.133	.122	.192	.112	.031
12	.425	.407	.151	.139	.252	.128	.034
1/4	.492	.473	.175	.162	.274	.148	.036
5/16	.615	.594	.218	.203	.343	.181	.059
3/8	.740	.716	.261	.244	.382	.221	.065
7/16	.863	.837	.305	.284	.406	.246	.068
1/2	.987	.958	.348	.325	.428	.267	.071

Nominal Screw Size	0000 thru 00	0 thru 12	1/4 thru 3/4
Nominal Screw Length	Tolerance on Length		
Up to 1/2in., incl.	-0.01	-0.02	-0.03
Over 1/2 to 1 in., incl.	-0.02	-0.03	-0.03
Over 1 to 2 in., incl.	-	-0.06	-0.06
Over 2 in.	-	-0.09	-0.09

Specification Requirements:

- Dimensions: See dimensions above.
- Drive: Cross Recessed, Type 1
- Material: Nylon 6/6
- Thread requirements: ANSI B1.1 UNC & UNF Class 2A .
- Material Test Reports (If applicable): The MTR must have documented lot traceability, including full chemical and mechanical figures, to the specification(s) above.

Machine Screws, Hex Cap Screws

Fastenal Product Standard: FNL.NYL.MS.FSL

Flat Head Machine Screw, Slotted, Nylon

Thread Size	A	H Ref.	J	T
1	.126-.146	.043	.019-.026	.012-.019
2	.147-.172	.051	.023-.031	.015-.023
4	.195-.225	.067	.031-.039	.020-.030
6	.244-.279	.083	.039-.048	.024-.038
8	.292-.332	.100	.045-.054	.029-.045
10	.340-.385	.116	.050-.060	.034-.053
12	.389-.438	.132	.056-.067	.039-.060
1/4	.452-.507	.153	.064-.075	.046-.070
5/16	.568-.635	.191	.072-.084	.058-.088
3/8	.685-.762	.230	.081-.094	.070-.106

Nominal Screw Size	0000 thru 00	0 thru 12	1/4 thru 3/4
Nominal Screw Length	Tolerance on Length		
Up to 1/2in., incl.	-0.01	-0.02	-0.03
Over 1/2 to 1 in., incl.	-0.02	-0.03	-0.03
Over 1 to 2 in., incl.	-	-0.06	-0.06
Over 2 in.	-	-0.09	-0.09

Specification Requirements:

- Dimensions: See dimensions above.
- Drive Type: Slotted
- Material: Nylon 6/6.
- Thread requirements: ANSI B1.1 UNC & UNF Class 2A.
- Material Test Reports (If applicable): The MTR must have documented lot traceability, including full chemical and mechanical figures, to the specification(s) above.

Fastenal Product Standard: FNL.M.931.8.8.P

Hex Cap Screw, DIN 931 Partially Threaded, Class 8.8, Plain

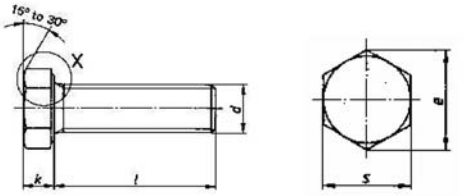

Nominal Size	e		S			K				
	Width Across Corners		Width Across Flats			Head Height				
	Min.		Max.	Min.			Grade A		Grade B	
	Grade A	Grade B	Nom.	Grade A	Grade B	Nom.	Min.	Max.	Min.	Max.
3	6.01	-	5.5	5.32	-	2	1.88	2.12	-	-
4	7.66	-	7	6.78	-	2.8	2.68	2.92	-	-
5	8.79	-	8	7.78	-	3.5	3.35	3.65	-	-
6	11.05	-	10	9.78	-	4	3.85	4.15	-	-
7	12.12	-	11	10.73	-	4.8	4.65	4.95	-	-
8	14.38	-	13	12.73	-	5.3	5.15	5.45	-	-
10	18.9	-	17	16.73	-	6.4	6.22	6.58	-	-
12	21.1	-	19	18.67	-	7.5	7.32	7.68	-	-
14	24.49	-	22	21.67	-	8.8	8.62	8.98	-	-
16	26.75	26.17	24	23.67	23.16	10	9.82	10.18	9.71	10.29
18	30.14	29.56	27	26.67	26.16	11.5	11.28	11.72	11.15	11.85
20	33.53	32.95	30	29.67	29.16	12.5	12.28	12.72	12.15	12.85
22	35.72	35.03	32	31.61	31	14	13.78	14.22	13.65	14.35
24	39.98	39.55	36	35.38	35	15	14.78	15.22	14.65	15.35
27	-	45.2	41	-	40	17	-	-	16.65	17.35
30	-	50.85	46	-	45	18.7	-	-	18.28	19.12
33	-	55.37	50	-	49	21	-	-	20.58	21.42
36	-	60.79	55	-	53.8	22.5	-	-	22.08	22.92
39	-	66.44	60	-	58.8	25	-	-	24.58	25.42

Specification Requirements:

- Dimensions: DIN 933.
- Threads: 6g
- Material & Mechanical Properties: ISO 898 Class 8.8.
- Coating: Light protective oil.
- Head Marking: Manufacturer's ID and "8.8"
- Material Test Reports (If applicable): The MTR must have documented lot traceability, including full chemical and mechanical figures, to the specification(s) above.

Fastenal Product Standard: FNL.M.931.8.8.Z

Hex Cap Screw, DIN 931 Partially Threaded, Class 8.8, Zinc Plated

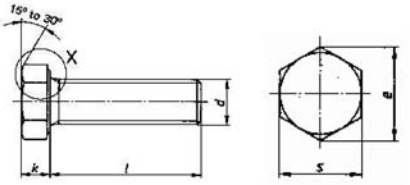

Nominal Size	e		S			K				
	Width Across Corners		Width Across Flats			Head Height				
	Min.		Max.	Min.			Grade A		Grade B	
	Grade A	Grade B	Nom.	Grade A	Grade B	Nom.	Min.	Max.	Min.	Max.
3	6.01	-	5.5	5.32	-	2	1.88	2.12	-	-
4	7.66	-	7	6.78	-	2.8	2.68	2.92	-	-
5	8.79	-	8	7.78	-	3.5	3.35	3.65	-	-
6	11.05	-	10	9.78	-	4	3.85	4.15	-	-
7	12.12	-	11	10.73	-	4.8	4.65	4.95	-	-
8	14.38	-	13	12.73	-	5.3	5.15	5.45	-	-
10	18.9	-	17	16.73	-	6.4	6.22	6.58	-	-
12	21.1	-	19	18.67	-	7.5	7.32	7.68	-	-
14	24.49	-	22	21.67	-	8.8	8.62	8.98	-	-
16	26.75	26.17	24	23.67	23.16	10	9.82	10.18	9.71	10.29
18	30.14	29.56	27	26.67	26.16	11.5	11.28	11.72	11.15	11.85
20	33.53	32.95	30	29.67	29.16	12.5	12.28	12.72	12.15	12.85
22	35.72	35.03	32	31.61	31	14	13.78	14.22	13.65	14.35
24	39.98	39.55	36	35.38	35	15	14.78	15.22	14.65	15.35
27	-	45.2	41	-	40	17	-	-	16.65	17.35
30	-	50.85	46	-	45	18.7	-	-	18.28	19.12
33	-	55.37	50	-	49	21	-	-	20.58	21.42
36	-	60.79	55	-	53.8	22.5	-	-	22.08	22.92
39	-	66.44	60	-	58.8	25	-	-	24.58	25.42

Specification Requirements:

- Dimensions: DIN 933.
- Threads: 6g
- Material & Mechanical Properties: ISO 898 Class 8.8.
- Coating: Fe/Zn 3A per ASTM F1941M
- Head Marking: Manufacturer's ID and "8.8"
- Material Test Reports (If applicable): The MTR must have documented lot traceability, including full chemical and mechanical figures, to the specification(s) above.

Fastenal Product Standard: FNL.M.933.8.8.YZ

Hex Cap Screw, DIN 933 Fully Threaded, Class 8.8, Yellow Zinc Plated

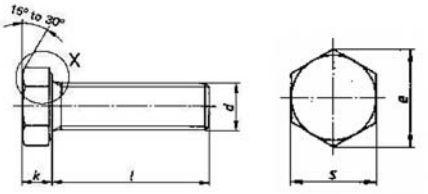

Nominal Size	e		S			K				
	Width Across Corners		Width Across Flats			Head Height				
	Min.		Max.	Min.			Grade A		Grade B	
	Grade A	Grade B	Nom.	Grade A	Grade B	Nom.	Min.	Max.	Min.	Max.
3	6.01	-	5.5	5.32	-	2	1.88	2.12	-	-
4	7.66	-	7	6.78	-	2.8	2.68	2.92	-	-
5	8.79	-	8	7.78	-	3.5	3.35	3.65	-	-
6	11.05	-	10	9.78	-	4	3.85	4.15	-	-
7	12.12	-	11	10.73	-	4.8	4.65	4.95	-	-
8	14.38	-	13	12.73	-	5.3	5.15	5.45	-	-
10	18.9	-	17	16.73	-	6.4	6.22	6.58	-	-
12	21.1	-	19	18.67	-	7.5	7.32	7.68	-	-
14	24.49	-	22	21.67	-	8.8	8.62	8.98	-	-
16	26.75	26.17	24	23.67	23.16	10	9.82	10.18	9.71	10.29
18	30.14	29.56	27	26.67	26.16	11.5	11.28	11.72	11.15	11.85
20	33.53	32.95	30	29.67	29.16	12.5	12.28	12.72	12.15	12.85
22	35.72	35.03	32	31.61	31	14	13.78	14.22	13.65	14.35
24	39.98	39.55	36	35.38	35	15	14.78	15.22	14.65	15.35
27	-	45.2	41	-	40	17	-	-	16.65	17.35
30	-	50.85	46	-	45	18.7	-	-	18.28	19.12
33	-	55.37	50	-	49	21	-	-	20.58	21.42
36	-	60.79	55	-	53.8	22.5	-	-	22.08	22.92
39	-	66.44	60	-	58.8	25	-	-	24.58	25.42

Specification Requirements:

- Dimensions: DIN 933.
- Threads: 6g
- Material & Mechanical Properties: ISO 898 Class 8.8.
- Coating: Fe/Zn 5C per ASTM F1941M.
- Head Marking: Manufacturer's ID and "8.8".
- Material Test Reports (If applicable): The MTR must have documented lot traceability, including full chemical and mechanical figures, to the specification(s) above.

Hex Cap Screws

Fastenal Product Standard: FNL.M.931.8.8.P

Hex Cap Screw, DIN 931 Partially Threaded, Class 8.8, Plain

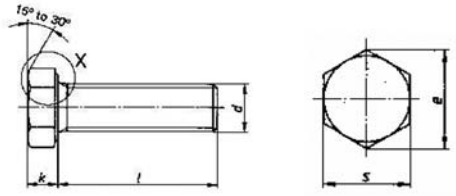

Nominal Size	e		S			K				
	Width Across Corners		Width Across Flats			Head Height				
	Min.		Max.	Min.			Grade A		Grade B	
	Grade A	Grade B	Nom.	Grade A	Grade B	Nom.	Min.	Max.	Min.	Max.
3	6.01	-	5.5	5.32	-	2	1.88	2.12	-	-
4	7.66	-	7	6.78	-	2.8	2.68	2.92	-	-
5	8.79	-	8	7.78	-	3.5	3.35	3.65	-	-
6	11.05	-	10	9.78	-	4	3.85	4.15	-	-
7	12.12	-	11	10.73	-	4.8	4.65	4.95	-	-
8	14.38	-	13	12.73	-	5.3	5.15	5.45	-	-
10	18.9	-	17	16.73	-	6.4	6.22	6.58	-	-
12	21.1	-	19	18.67	-	7.5	7.32	7.68	-	-
14	24.49	-	22	21.67	-	8.8	8.62	8.98	-	-
16	26.75	26.17	24	23.67	23.16	10	9.82	10.18	9.71	10.29
18	30.14	29.56	27	26.67	26.16	11.5	11.28	11.72	11.15	11.85
20	33.53	32.95	30	29.67	29.16	12.5	12.28	12.72	12.15	12.85
22	35.72	35.03	32	31.61	31	14	13.78	14.22	13.65	14.35
24	39.98	39.55	36	35.38	35	15	14.78	15.22	14.65	15.35
27	-	45.2	41	-	40	17	-	-	16.65	17.35
30	-	50.85	46	-	45	18.7	-	-	18.28	19.12
33	-	55.37	50	-	49	21	-	-	20.58	21.42
36	-	60.79	55	-	53.8	22.5	-	-	22.08	22.92
39	-	66.44	60	-	58.8	25	-	-	24.58	25.42

Specification Requirements:

- Dimensions: DIN 933.
- Threads: 6g
- Material & Mechanical Properties: ISO 898 Class 8.8.
- Coating: Light protective oil.
- Head Marking: Manufacturer's ID and "8.8"
- Material Test Reports: (If applicable) The MTR must have documented lot traceability, including full chemical and mechanical figures, to the specification(s) above.

Fastenal Product Standard: FNL.M.933.8.8.Z

Hex Cap Screw, DIN 933 Fully Threaded, Class 8.8, Zinc Plated

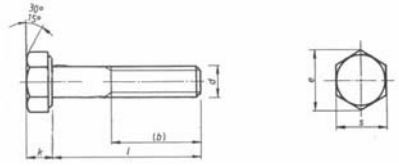

Nominal Size	d1			S			K					DIN 931 Thread Length for Bolt Lengths		
	Body Diameter			Width Across Flats			Head Height					125mm & Shorter	Over 125mm & Less than	Over 200mm
	Max.	Min.		Max.	Min.			Grade A		Grade B				
		Grade A	Grade B	Nom.	Grade A	Grade B	Nom.	Min.	Max.	Min.	Max.	Nom.	Nom.	Nom.
3	3	2.86	-	5.5	5.32	-	2	1.88	2.12	-	-	12	-	-
4	4	3.82	-	7	6.78	-	2.8	2.68	2.92	-	-	14	-	-
5	5	4.82	-	8	7.78	-	3.5	3.35	3.65	-	-	16	22	-
6	6	5.82	-	10	9.78	-	4	3.85	4.15	-	-	18	24	-
7	7	6.78	-	11	10.73	-	4.8	4.65	4.95	-	-	20	26	-
8	8	7.78	-	13	12.73	-	5.3	5.15	5.45	-	-	22	28	-
10	10	9.78	-	17	16.73	-	6.4	6.22	6.58	-	-	26	32	45
12	12	11.73	-	19	18.67	-	7.5	7.32	7.68	-	-	30	36	49
14	14	13.73	-	22	21.67	-	8.8	8.62	8.98	-	-	34	40	53
16	16	15.73	15.57	24	23.67	23.16	10	9.82	10.18	9.71	10.29	38	44	57
18	18	17.73	17.57	27	26.67	26.16	11.5	11.28	11.72	11.15	11.85	42	48	61
20	20	19.67	19.48	30	29.67	29.16	12.5	12.28	12.72	12.15	12.85	46	52	65
22	22	21.67	21.48	32	31.61	31	14	13.78	14.22	13.65	14.35	50	56	69
24	24	23.67	23.48	36	35.38	35	15	14.78	15.22	14.65	15.35	54	60	73
27	27	-	26.48	41	-	40	17	-	-	16.65	17.35	60	66	79
30	30	-	29.48	46	-	45	18.7	-	-	18.28	19.12	66	72	85
33	33	-	32.38	50	-	49	21	-	-	20.58	21.42	72	78	91
36	36	-	35.38	55	-	53.8	22.5	-	-	22.08	22.92	78	84	97
39	39	-	38.38	60	-	58.8	25	-	-	24.58	25.42	84	90	103

Specification Requirements:

- Dimensions: DIN 931.
- Material & Mechanical Properties: ISO 898 Class 8.8.
- Coating: Fe/Zn 3A per ASTM F1941M
- Head Marking: Manufacturer's ID and "8.8"
- Material Test Reports: (If applicable) The MTR must have documented lot traceability, including full chemical and mechanical figures, to the specification(s) above.

Fastenal Product Standard: FNL.M.931.8.8.YZ

Hex Cap Screw, DIN 931 Partially Threaded, Class 8.8, Yellow Zinc Plated

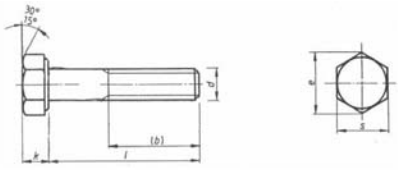

Nominal Size	d1			S			K					DIN 931 Thread Length for Bolt Lengths		
	Body Diameter			Width Across Flats			Head Height					125mm & Shorter	Over 125mm & Less than	Over 200mm
	Max.	Min.		Max.	Min.			Grade A		Grade B				
		Grade A	Grade B	Nom.	Grade A	Grade B	Nom.	Min.	Max.	Min.	Max.	Nom.	Nom.	Nom.
3	3	2.86	-	5.5	5.32	-	2	1.88	2.12	-	-	12	-	-
4	4	3.82	-	7	6.78	-	2.8	2.68	2.92	-	-	14	-	-
5	5	4.82	-	8	7.78	-	3.5	3.35	3.65	-	-	16	22	-
6	6	5.82	-	10	9.78	-	4	3.85	4.15	-	-	18	24	-
7	7	6.78	-	11	10.73	-	4.8	4.65	4.95	-	-	20	26	-
8	8	7.78	-	13	12.73	-	5.3	5.15	5.45	-	-	22	28	-
10	10	9.78	-	17	16.73	-	6.4	6.22	6.58	-	-	26	32	45
12	12	11.73	-	19	18.67	-	7.5	7.32	7.68	-	-	30	36	49
14	14	13.73	-	22	21.67	-	8.8	8.62	8.98	-	-	34	40	53
16	16	15.73	15.57	24	23.67	23.16	10	9.82	10.18	9.71	10.29	38	44	57
18	18	17.73	17.57	27	26.67	26.16	11.5	11.28	11.72	11.15	11.85	42	48	61
20	20	19.67	19.48	30	29.67	29.16	12.5	12.28	12.72	12.15	12.85	46	52	65
22	22	21.67	21.48	32	31.61	31	14	13.78	14.22	13.65	14.35	50	56	69
24	24	23.67	23.48	36	35.38	35	15	14.78	15.22	14.65	15.35	54	60	73
27	27	-	26.48	41	-	40	17	-	-	16.65	17.35	60	66	79
30	30	-	29.48	46	-	45	18.7	-	-	18.28	19.12	66	72	85
33	33	-	32.38	50	-	49	21	-	-	20.58	21.42	72	78	91
36	36	-	35.38	55	-	53.8	22.5	-	-	22.08	22.92	78	84	97
39	39	-	38.38	60	-	58.8	25	-	-	24.58	25.42	84	90	103

Specification Requirements:

- Dimensions: DIN 931.
- Material & Mechanical Properties: ISO 898 Class 8.8.
- Coating: Fe/Zn 5C per ASTM F1941M
- Head Marking: Manufacturer's ID and "8.8"
- Material Test Reports: (If applicable) The MTR must have documented lot traceability, including full chemical and mechanical figures, to the specification(s) above.

Fastenal Product Standard: FNL.M.933.10.9.P

Hex Cap Screw, DIN 933 Fully Threaded, Class 10.9, Plain

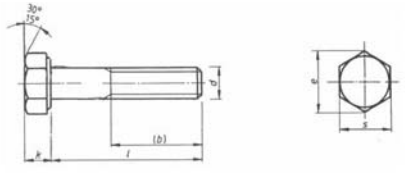

Nominal Size	d1			S			K					DIN 931 Thread Length for Bolt Lengths		
	Body Diameter			Width Across Flats			Head Height					125mm & Shorter	Over 125mm & Less than	Over 200mm
	Max.	Min.		Max.	Min.			Grade A		Grade B				
		Grade A	Grade B	Nom.	Grade A	Grade B	Nom.	Min.	Max.	Min.	Max.	Nom.	Nom.	Nom.
3	3	2.86	-	5.5	5.32	-	2	1.88	2.12	-	-	12	-	-
4	4	3.82	-	7	6.78	-	2.8	2.68	2.92	-	-	14	-	-
5	5	4.82	-	8	7.78	-	3.5	3.35	3.65	-	-	16	22	-
6	6	5.82	-	10	9.78	-	4	3.85	4.15	-	-	18	24	-
7	7	6.78	-	11	10.73	-	4.8	4.65	4.95	-	-	20	26	-
8	8	7.78	-	13	12.73	-	5.3	5.15	5.45	-	-	22	28	-
10	10	9.78	-	17	16.73	-	6.4	6.22	6.58	-	-	26	32	45
12	12	11.73	-	19	18.67	-	7.5	7.32	7.68	-	-	30	36	49
14	14	13.73	-	22	21.67	-	8.8	8.62	8.98	-	-	34	40	53
16	16	15.73	15.57	24	23.67	23.16	10	9.82	10.18	9.71	10.29	38	44	57
18	18	17.73	17.57	27	26.67	26.16	11.5	11.28	11.72	11.15	11.85	42	48	61
20	20	19.67	19.48	30	29.67	29.16	12.5	12.28	12.72	12.15	12.85	46	52	65
22	22	21.67	21.48	32	31.61	31	14	13.78	14.22	13.65	14.35	50	56	69
24	24	23.67	23.48	36	35.38	35	15	14.78	15.22	14.65	15.35	54	60	73
27	27	-	26.48	41	-	40	17	-	-	16.65	17.35	60	66	79
30	30	-	29.48	46	-	45	18.7	-	-	18.28	19.12	66	72	85
33	33	-	32.38	50	-	49	21	-	-	20.58	21.42	72	78	91
36	36	-	35.38	55	-	53.8	22.5	-	-	22.08	22.92	78	84	97
39	39	-	38.38	60	-	58.8	25	-	-	24.58	25.42	84	90	103

Specification Requirements:

- Dimensions: DIN 931.
- Threads: 6g
- Material & Mechanical Properties: ISO 898 Class 10.9.
- Coating: Light protective oil.
- Head Marking: Manufacturer's ID and "10.9"
- Material Test Reports: (If applicable) The MTR must have documented lot traceability, including full chemical and mechanical figures, to the specification(s) above.

Hex Cap Screws

Fastenal Product Standard: FNL.M.931.10.9.Z

Hex Cap Screw, DIN 931 Partially Threaded, Class 10.9, Zinc Plated

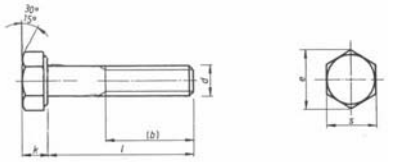

Nominal Size	d1			S			K					DIN 931 Thread Length for Bolt Lengths		
	Body Diameter			Width Across Flats			Head Height							
	Max.	Min.		Max.	Min.			Grade A		Grade B		125mm & Shorter	Over 125mm & Less than	Over 200mm
		Grade A	Grade B	Nom.	Grade A	Grade B	Nom.	Min.	Max.	Min.	Max.	Nom.	Nom.	Nom.
3	3	2.86	-	5.5	5.32	-	2	1.88	2.12	-	-	12	-	-
4	4	3.82	-	7	6.78	-	2.8	2.68	2.92	-	-	14	-	-
5	5	4.82	-	8	7.78	-	3.5	3.35	3.65	-	-	16	22	-
6	6	5.82	-	10	9.78	-	4	3.85	4.15	-	-	18	24	-
7	7	6.78	-	11	10.73	-	4.8	4.65	4.95	-	-	20	26	-
8	8	7.78	-	13	12.73	-	5.3	5.15	5.45	-	-	22	28	-
10	10	9.78	-	17	16.73	-	6.4	6.22	6.58	-	-	26	32	45
12	12	11.73	-	19	18.67	-	7.5	7.32	7.68	-	-	30	36	49
14	14	13.73	-	22	21.67	-	8.8	8.62	8.98	-	-	34	40	53
16	16	15.73	15.57	24	23.67	23.16	10	9.82	10.18	9.71	10.29	38	44	57
18	18	17.73	17.57	27	26.67	26.16	11.5	11.28	11.72	11.15	11.85	42	48	61
20	20	19.67	19.48	30	29.67	29.16	12.5	12.28	12.72	12.15	12.85	46	52	65
22	22	21.67	21.48	32	31.61	31	14	13.78	14.22	13.65	14.35	50	56	69
24	24	23.67	23.48	36	35.38	35	15	14.78	15.22	14.65	15.35	54	60	73
27	27	-	26.48	41	-	40	17	-	-	16.65	17.35	60	66	79
30	30	-	29.48	46	-	45	18.7	-	-	18.28	19.12	66	72	85
33	33	-	32.38	50	-	49	21	-	-	20.58	21.42	72	78	91
36	36	-	35.38	55	-	53.8	22.5	-	-	22.08	22.92	78	84	97
39	39	-	38.38	60	-	58.8	25	-	-	24.58	25.42	84	90	103

Specification Requirements:

- Dimensions: DIN 931.
- Threads: 6g
- Material & Mechanical Properties: ISO 898 Class 10.9.
- Coating: Fe/Zn 3A per ASTM F1941M
- Head Marking: Manufacturer's ID and "10.9"
- Material Test Reports: (If applicable) The MTR must have documented lot traceability, including full chemical and mechanical figures, to the specification(s) above.

Fastenal Product Standard: FNL.M.933.10.9.P

Hex Cap Screw, DIN 933 Fully Threaded, Class 10.9, Plain

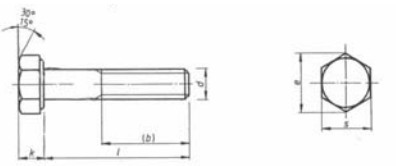

Nominal Size	d1			S			K					DIN 931 Thread Length for Bolt Lengths		
	Body Diameter			Width Across Flats			Head Height							
	Max.	Min.		Max.	Min.			Grade A		Grade B		125mm & Shorter	Over 125mm & Less than	Over 200mm
		Grade A	Grade B	Nom.	Grade A	Grade B	Nom.	Min.	Max.	Min.	Max.	Nom.	Nom.	Nom.
3	3	2.86	-	5.5	5.32	-	2	1.88	2.12	-	-	12	-	-
4	4	3.82	-	7	6.78	-	2.8	2.68	2.92	-	-	14	-	-
5	5	4.82	-	8	7.78	-	3.5	3.35	3.65	-	-	16	22	-
6	6	5.82	-	10	9.78	-	4	3.85	4.15	-	-	18	24	-
7	7	6.78	-	11	10.73	-	4.8	4.65	4.95	-	-	20	26	-
8	8	7.78	-	13	12.73	-	5.3	5.15	5.45	-	-	22	28	-
10	10	9.78	-	17	16.73	-	6.4	6.22	6.58	-	-	26	32	45
12	12	11.73	-	19	18.67	-	7.5	7.32	7.68	-	-	30	36	49
14	14	13.73	-	22	21.67	-	8.8	8.62	8.98	-	-	34	40	53
16	16	15.73	15.57	24	23.67	23.16	10	9.82	10.18	9.71	10.29	38	44	57
18	18	17.73	17.57	27	26.67	26.16	11.5	11.28	11.72	11.15	11.85	42	48	61
20	20	19.67	19.48	30	29.67	29.16	12.5	12.28	12.72	12.15	12.85	46	52	65
22	22	21.67	21.48	32	31.61	31	14	13.78	14.22	13.65	14.35	50	56	69
24	24	23.67	23.48	36	35.38	35	15	14.78	15.22	14.65	15.35	54	60	73
27	27	-	26.48	41	-	40	17	-	-	16.65	17.35	60	66	79
30	30	-	29.48	46	-	45	18.7	-	-	18.28	19.12	66	72	85
33	33	-	32.38	50	-	49	21	-	-	20.58	21.42	72	78	91
36	36	-	35.38	55	-	53.8	22.5	-	-	22.08	22.92	78	84	97
39	39	-	38.38	60	-	58.8	25	-	-	24.58	25.42	84	90	103

Specification Requirements:

- Dimensions: DIN 931.
- Threads: 6g
- Material & Mechanical Properties: ISO 898 Class 10.9.
- Coating: Light protective oil.
- Head Marking: Manufacturer's ID and "10.9"
- Material Test Reports: (If applicable) The MTR must have documented lot traceability, including full chemical and mechanical figures, to the specification(s) above.

Fastenal Product Standard: FNL.M.933.10.9.Z

Hex Cap Screw, DIN 933 Fully Threaded, Class 10.9, Zinc Plated

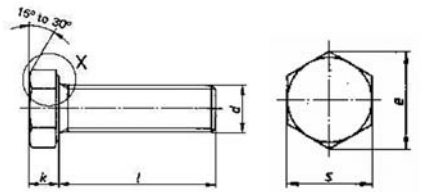

Nominal Size	e	S			K				
	Width Across Corners	Width Across Flats			Head Height				
	Min.	Max.	Min.			Grade A		Grade B	
	Grade A	Grade B	Nom.	Grade A	Grade B	Nom.	Min.	Max.	Min.	Max.
3	6.01	-	5.5	5.32	-	2	1.88	2.12	-	-
4	7.66	-	7	6.78	-	2.8	2.68	2.92	-	-
5	8.79	-	8	7.78	-	3.5	3.35	3.65	-	-
6	11.05	-	10	9.78	-	4	3.85	4.15	-	-
7	12.12	-	11	10.73	-	4.8	4.65	4.95	-	-
8	14.38	-	13	12.73	-	5.3	5.15	5.45	-	-
10	18.9	-	17	16.73	-	6.4	6.22	6.58	-	-
12	21.1	-	19	18.67	-	7.5	7.32	7.68	-	-
14	24.49	-	22	21.67	-	8.8	8.62	8.98	-	-
16	26.75	26.17	24	23.67	23.16	10	9.82	10.18	9.71	10.29
18	30.14	29.56	27	26.67	26.16	11.5	11.28	11.72	11.15	11.85
20	33.53	32.95	30	29.67	29.16	12.5	12.28	12.72	12.15	12.85
22	35.72	35.03	32	31.61	31	14	13.78	14.22	13.65	14.35
24	39.98	39.55	36	35.38	35	15	14.78	15.22	14.65	15.35
27	-	45.2	41	-	40	17	-	-	16.65	17.35
30	-	50.85	46	-	45	18.7	-	-	18.28	19.12
33	-	55.37	50	-	49	21	-	-	20.58	21.42
36	-	60.79	55	-	53.8	22.5	-	-	22.08	22.92
39	-	66.44	60	-	58.8	25	-	-	24.58	25.42

Specification Requirements:

- Dimensions: DIN 933.
- Threads: 6g
- Material & Mechanical Properties: ISO 898 Class 10.9.
- Coating: Fe/Zn 3A per ASTM F1941M
- Head Marking: Manufacturer's ID and "10.9"
- Material Test Reports: (If applicable) The MTR must have documented lot traceability, including full chemical and mechanical figures, to the specification(s) above.

Fastenal Product Standard: FNL.M.960.8.8.P

Fine Thread Hex Cap Screws, Class 8.8, Metric, Plain Finish

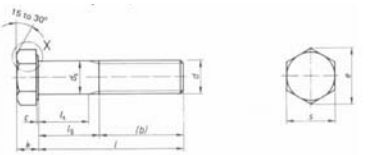

d	c		ds		e (min)	k		s	
	min.	max.	min.	max.		min.	max.	min.	max.
M8-1.0	0.15	0.6	7.64	8	14.20	5.06	5.54	12.57	13
M10-1.25	0.15	0.6	9.64	10	17.59	6.11	6.69	15.57	16
M10-1.0	0.15	0.6	9.64	10	18.72	6.11	6.69	16.57	17
M12-1.5	0.15	0.6	11.57	12	19.85	7.21	7.79	17.57	18
M12-1.25	0.15	0.6	11.57	12	20.88	7.21	7.79	18.48	19
M14-1.5	0.15	0.6	13.73	14	24.49	8.62	8.98	21.67	22
M16-1.5	0.2	0.8	15.57	16	26.17	9.71	10.29	23.16	24
M20-1.5	0.2	0.8	19.48	20	32.95	12.15	12.85	29.16	30

Shank Lengths ls and lg

l					M8 X1		M10 X 1.25 M10 X 1		M12 X 1.5 M12 X 1.25		M14 X1.5		M16 X 1.5		M20 X 2 M20 X 1.5	
Product Grade					ls	lg	ls	lg	ls	lg	ls	lg	ls	lg	ls	lg
Nom.	A		B													
	Min.	Max.	Min.	Max.	min.	max.	min.	max.	min.	max.	min.	max.	min.	max.	min.	max.
35	34.5	35.5	-	-	8	13										
40	39.5	40.5	-	-	13	18	7.75	14								
45	44.5	45.5	-	-	18	23	12.75	19	7.5	15						
50	49.5	50.5	-	-	23	28	17.75	24	12.5	20	8.5	16				
55	54.4	55.6	-	-	28	33	22.75	29	17.5	25	13.5	21	9.5	17		
60	59.4	60.6	-	-	33	38	27.75	34	22.5	30	18.5	26	14.5	22		
65	64.4	65.6	-	-	38	43	32.75	39	27.5	35	23.5	31	19.5	27	9	19
70	69.4	70.6	-	-	43	48	37.75	44	32.5	40	28.5	36	24.5	32	14	24
75	74.4	75.6	-	-	48	53	42.75	49	37.5	45	33.5	41	29.5	37	19	29
80	79.4	80.6	78.5	81.5	53	58	47.75	54	42.5	50	38.5	46	34.5	42	24	34
85	84.3	85.7	83.25	86.75	58	63	52.75	59	47.5	55	43.5	51	39.5	47	29	39
90	89.3	90.7	88.25	91.75	63	68	57.75	64	52.5	60	48.5	56	44.5	52	34	44
95	94.3	95.7	93.25	93.75	68	73	62.75	69	57.5	65	53.5	61	49.5	57	39	49
100	99.3	100.7	98.25	101.75	73	78	67.75	74	62.5	70	58.5	66	54.5	62	44	54
110	109.3	110.7	108.25	111.75			77.75	84	72.5	80	68.5	76	64.5	72	54	64
120	119.3	120.7	118.25	121.75			87.75	94	82.5	90	78.5	86	74.5	82	64	74

Screws with nominal lengths above the stepped line must be threaded up to the head. The lg and ls values for bolts with nominal lengths below the stepped line must be determined by the following: **lg max.= l – b; ls min. = lb max. – 5 p.**

Hex Cap Screws

Fastenal Product Standard: FNL.M.960.8.8.Z

Fine Thread Hex Cap Screws, Class 8.8, Metric, Zinc Plated

d	c		ds		e (min)	k		s	
	min.	max.	min.	max.		min.	max.	min.	max.
M8-1.0	0.15	0.6	7.64	8	14.20	5.06	5.54	12.57	13
M10-1.25	0.15	0.6	9.64	10	17.59	6.11	6.69	15.57	16
M10-1.0	0.15	0.6	9.64	10	18.72	6.11	6.69	16.57	17
M12-1.5	0.15	0.6	11.57	12	19.85	7.21	7.79	17.57	18
M12-1.25	0.15	0.6	11.57	12	20.88	7.21	7.79	18.48	19
M14-1.5	0.15	0.6	13.73	14	24.49	8.62	8.98	21.67	22
M16-1.5	0.2	0.8	15.57	16	26.17	9.71	10.29	23.16	24
M20-1.5	0.2	0.8	19.48	20	32.95	12.15	12.85	29.16	30

Shank Lengths ls and lg

l					M8 X1		M10 X 1.25 M10 X 1		M12 X 1.5 M12 X 1.25		M14 X1.5		M16 X 1.5		M20 X 2 M20 X 1.5	
Nom.	Product Grade A Min.	A Max.	B Min.	B Max.	ls min.	lg max.	ls min.	lg max.	ls min.	lg max.	ls min.	lg max.	ls min.	lg max.	ls min.	lg max.
35	34.5	35.5	-	-	8	13										
40	39.5	40.5	-	-	13	18	7.75	14								
45	44.5	45.5	-	-	18	23	12.75	19	7.5	15						
50	49.5	50.5	-	-	23	28	17.75	24	12.5	20	8.5	16				
55	54.4	55.6	-	-	28	33	22.75	29	17.5	25	13.5	21	9.5	17		
60	59.4	60.6	-	-	33	38	27.75	34	22.5	30	18.5	26	14.5	22		
65	64.4	65.6	-	-	38	43	32.75	39	27.5	35	23.5	31	19.5	27	9	19
70	69.4	70.6	-	-	43	48	37.75	44	32.5	40	28.5	36	24.5	32	14	24
75	74.4	75.6	-	-	48	53	42.75	49	37.5	45	33.5	41	29.5	37	19	29
80	79.4	80.6	78.5	81.5	53	58	47.75	54	42.5	50	38.5	46	34.5	42	24	34
85	84.3	85.7	83.25	86.75	58	63	52.75	59	47.5	55	43.5	51	39.5	47	29	39
90	89.3	90.7	88.25	91.75	63	68	57.75	64	52.5	60	48.5	56	44.5	52	34	44
95	94.3	95.7	93.25	93.75	68	73	62.75	69	57.5	65	53.5	61	49.5	57	39	49
100	99.3	100.7	98.25	101.75	73	78	67.75	74	62.5	70	58.5	66	54.5	62	44	54
110	109.3	110.7	108.25	111.75			77.75	84	72.5	80	68.5	76	64.5	72	54	64
120	119.3	120.7	118.25	121.75			87.75	94	82.5	90	78.5	86	74.5	82	64	74

Screws with nominal lengths above the stepped line must be threaded up to the head. The lg and ls values for bolts with nominal lengths below the stepped line must be determined by the following: **lg max.= l – b; ls min. = lb max. – 5 p.**

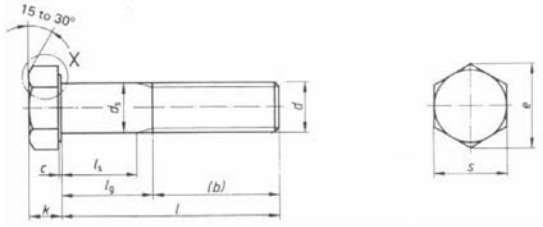

Specification Requirements:

- Dimensions: DIN 960
- Threads: 6g
- Material & Mechanical Properties: ISO 898 Class 8.8
- Finish: Fe/Zn 3A per ASTM F1941M
- Material Test Reports: (If applicable) The MTR must have documented lot traceability, including full chemical and mechanical figures, to the specification(s) above.

Fastenal Product Standard: FNL.M.961.8.8.P

Fine Thread Hex Cap Screws, Class 8.8, Metric, Fully Threaded, Plain Finish

Size	a	c		e min.				k min.				s
	Max.	Min.	Max.	Grade A		Grade B		Grade A Min.	Grade A Max.	Grade B Min.	Grade B Max.	Max.
M8-1.0	3	.15	.6	11.6		11.4		5.15	5.45	5.06	5.54	13
M10-1.25	3.75	.15	.6	14.6	15.6	14.4	15.4	6.22	6.58	6.11	6.69	16
M10-1.0	3.75	.15	.6	14.6	15.6	14.4	15.4	6.22	6.58	6.11	6.69	17
M12-1.5	4.5	.15	.6	16.6	17.4	16.4	17.2	7.32	7.68	7.21	7.79	18
M12-1.25	4.5	.15	.6	16.6	17.4	16.4	17.2	7.32	7.68	7.21	7.79	19
M14-1.5	4.5	.15	.6	19.6	20.5	19.2	20.1	8.62	8.98	8.51	9.09	22
M16-1.5	4.5	.2	.8	22.5		22		9.82	10.18	9.71	10.29	24
M18-2.0	6	.2	.8	25.3		24.8		11.28	11.72	11.15	11.85	27
M18-1.5	6	.2	.8	25.3		24.8		11.28	11.72	11.15	11.85	27
M20-2.0	6	.2	.8	28.2		27.7		12.28	12.72	12.15	12.85	30
M20-1.5	6	.2	.8	28.2		27.7		12.28	12.72	12.15	12.85	30
M22-2.0	6	.2	.8	30	31.7	29.5	31.4	13.78	14.22	13.65	14.35	32
M22-1.5	6	.2	.8	30	31.7	29.5	31.4	13.78	14.22	13.65	14.35	34
M24-2.0	6	.2	.8	33.6		33.2		14.78	15.22	14.65	15.35	36
M24-1.5	6	.2	.8	33.6		33.2		14.78	15.22	14.65	15.35	36
M27-2.0	6	.2	.8	45.20				16.65		17.35		41
M30-2.0	6	.2	.8	50.85				18.28		19.12		46
M33-2.0	6	.2	.8	55.37				20.58		21.42		50
M36-3.0	9	.2	.8	60.79				22.08		22.92		55
M39-3.0	9	.3	1	66.44				24.58		25.42		60
M42-3.0	9	.3	1	71.3				25.58		26.42		65
M45-3.0	9	.3	1	76.95				27.58		28.42		70
M48-3.0	9	.3	1	82.60				29.58		30.42		75
M52-3.0	9	.3	1	88.25				32.5		33.5		80

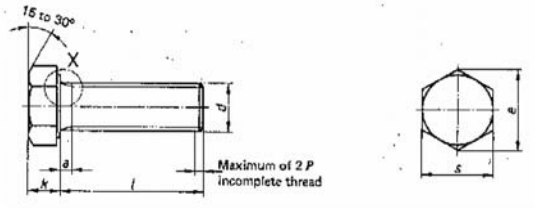

Specification Requirements:

- Dimensions: DIN 961 (Fully Thread)
- Threads: 6g
- Material & Mechanical Properties: ISO 898 Class 8.8
- Finish: Light protective oil.
- Material Test Reports: (If applicable) The MTR must have documented lot traceability, including full chemical and mechanical figures, to the specification(s) above.

Hex Cap Screws

Fastenal Product Standard: FNL.M.961.8.8.Z

Fine Thread Hex Cap Screws, Class 8.8, Metric, Fully Threaded, Zinc Plated

Size	a	c		e min.				k min.				s
	Max.	Min.	Max.	Grade A		Grade B		Grade A		Grade B		Max.
								Min.	Max.	Min.	Max.	
M8-1.0	3	.15	.6	11.6		11.4		5.15	5.45	5.06	5.54	13
M10-1.25	3.75	.15	.6	14.6	15.6	14.4	15.4	6.22	6.58	6.11	6.69	16
M10-1.0	3.75	.15	.6	14.6	15.6	14.4	15.4	6.22	6.58	6.11	6.69	17
M12-1.5	4.5	.15	.6	16.6	17.4	16.4	17.2	7.32	7.68	7.21	7.79	18
M12-1.25	4.5	.15	.6	16.6	17.4	16.4	17.2	7.32	7.68	7.21	7.79	19
M14-1.5	4.5	.15	.6	19.6	20.5	19.2	20.1	8.62	8.98	8.51	9.09	22
M16-1.5	4.5	.2	.8	22.5		22		9.82	10.18	9.71	10.29	24
M18-2.0	6	.2	.8	25.3		24.8		11.28	11.72	11.15	11.85	27
M18-1.5	6	.2	.8	25.3		24.8		11.28	11.72	11.15	11.85	27
M20-2.0	6	.2	.8	28.2		27.7		12.28	12.72	12.15	12.85	30
M20-1.5	6	.2	.8	28.2		27.7		12.28	12.72	12.15	12.85	30
M22-2.0	6	.2	.8	30	31.7	29.5	31.4	13.78	14.22	13.65	14.35	32
M22-1.5	6	.2	.8	30	31.7	29.5	31.4	13.78	14.22	13.65	14.35	34
M24-2.0	6	.2	.8	33.6		33.2		14.78	15.22	14.65	15.35	36
M24-1.5	6	.2	.8	33.6		33.2		14.78	15.22	14.65	15.35	36
M27-2.0	6	.2	.8	45.20				16.65		17.35		41
M30-2.0	6	.2	.8	50.85				18.28		19.12		46
M33-2.0	6	.2	.8	55.37				20.58		21.42		50
M36-3.0	9	.2	.8	60.79				22.08		22.92		55
M39-3.0	9	.3	1	66.44				24.58		25.42		60
M42-3.0	9	.3	1	71.3				25.58		26.42		65
M45-3.0	9	.3	1	76.95				27.58		28.42		70
M48-3.0	9	.3	1	82.60				29.58		30.42		75
M52-3.0	9	.3	1	88.25				32.5		33.5		80

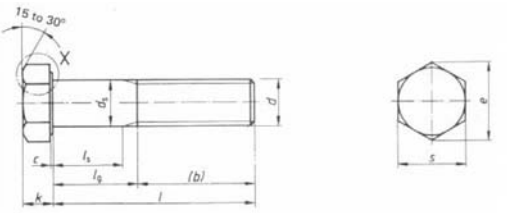

Specification Requirements:

- Dimensions: DIN 961 (Fully Thread)
- Threads: 6g
- Material & Mechanical Properties: ISO 898 Class 8.8.
- Finish: Fe/Zn 3A per ASTM F1941M
- Material Test Reports: (If applicable) The MTR must have documented lot traceability, including full chemical and mechanical figures, to the specification(s) above.

Fastenal Product Standard: FNL.M.SHCS.12.9.BO

Socket Head Cap Screws, Metric, Class 12.9, Black Oxide

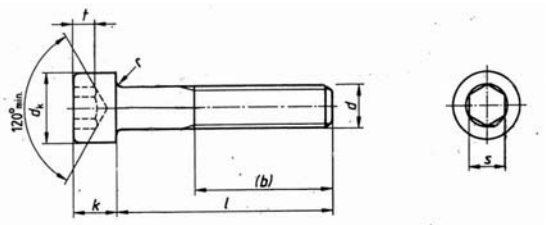

Nominal Size (mm)	d1 Body Dia Max.	d1 Body Dia Min.	d2 Head Diameter Max.	d2 Head Diameter Min.	k Head Height Max.	k Head Height Min.	s Socket Size Nom	s Socket Size Max	s Socket Size Min	t Key Engagement Min	b Thread Length Ref
1.6	1.60	1.46	3.14	2.86	1.60	1.46	1.5	1.56	1.52	0.7	15
2	2.00	1.86	3.98	3.62	2.00	1.86	1.5	1.56	1.52	1	16
2.5	2.50	2.36	4.68	4.32	2.50	2.36	2	2.06	2.02	1.1	17
3	3.00	2.86	5.68	5.32	3.00	2.86	2.5	2.58	2.52	1.3	18
4	4.00	3.82	7.22	6.78	4.00	3.82	3	3.08	3.02	2	20
5	5.00	4.82	8.72	8.28	5.00	4.82	4	4.095	4.02	2.5	22
6	6.00	5.82	10.22	9.78	6.00	5.70	5	5.14	5.02	3	24
8	8.00	7.78	13.27	12.73	8.00	7.64	6	6.14	6.02	4	28
10	10.00	9.78	16.27	15.73	10.00	9.64	8	8.175	8.025	5	32
12	12.00	11.73	18.27	17.73	12.00	11.57	10	10.175	10.025	6	36
14	14.00	13.73	21.33	20.67	14.00	13.57	12	12.212	12.032	7	40
16	16.00	15.73	24.33	23.67	16.00	15.57	14	14.212	14.032	8	44
18	18.00	17.73	27.33	26.67	18.00	17.57	14	14.212	14.032	9	48
20	20.00	19.67	30.33	29.67	20.00	19.48	17	17.23	17.05	10	52
22	22.00	21.67	33.39	32.61	22.00	21.48	17	17.23	17.05	11	56
24	24.00	23.67	36.39	35.61	24.00	23.48	19	19.275	19.065	12	60
27	27.00	26.67	40.39	39.61	27.00	26.48	19	19.275	19.065	13.5	66
30	30.00	29.67	45.39	44.61	30.00	29.48	22	22.275	22.065	15.5	72
33	33.00	32.61	50.39	49.61	33.00	32.38	24	24.275	24.065	18	78
36	36.00	35.61	54.46	53.54	36.00	35.38	27	27.275	27.065	19	84
42	42.00	41.61	63.46	62.54	42.00	41.38	32	32.33	32.08	24	96

Specification Requirements:

- Dimensions: DIN 912
- Threads: 5g6g
- Material & Mechanical Properties: ISO 898 Class 12.9.
- Finish: Thermal or Chemical Black Oxide
- Material Test Reports: (If applicable) The MTR must have documented lot traceability, including full chemical and mechanical figures, to the specification(s) above.

Fastenal Product Standard: FNL.M.SHCS.12.9.Z

Socket Head Cap Screws, Metric, Class 12.9, Zinc Plated

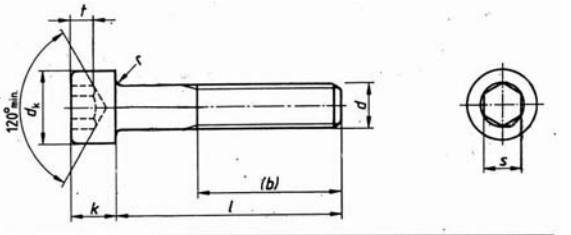

Nominal Size (mm)	d1 Body Dia Max.	d1 Body Dia Min.	d2 Head Diameter Max.	d2 Head Diameter Min.	k Head Height Max.	k Head Height Min.	s Socket Size Nom	s Socket Size Max	s Socket Size Min	t Key Engagement Min	b Thread Length Ref
1.6	1.60	1.46	3.14	2.86	1.60	1.46	1.5	1.56	1.52	0.7	15
2	2.00	1.86	3.98	3.62	2.00	1.86	1.5	1.56	1.52	1	16
2.5	2.50	2.36	4.68	4.32	2.50	2.36	2	2.06	2.02	1.1	17
3	3.00	2.86	5.68	5.32	3.00	2.86	2.5	2.58	2.52	1.3	18
4	4.00	3.82	7.22	6.78	4.00	3.82	3	3.08	3.02	2	20
5	5.00	4.82	8.72	8.28	5.00	4.82	4	4.095	4.02	2.5	22
6	6.00	5.82	10.22	9.78	6.00	5.70	5	5.14	5.02	3	24
8	8.00	7.78	13.27	12.73	8.00	7.64	6	6.14	6.02	4	28
10	10.00	9.78	16.27	15.73	10.00	9.64	8	8.175	8.025	5	32
12	12.00	11.73	18.27	17.73	12.00	11.57	10	10.175	10.025	6	36
14	14.00	13.73	21.33	20.67	14.00	13.57	12	12.212	12.032	7	40
16	16.00	15.73	24.33	23.67	16.00	15.57	14	14.212	14.032	8	44
18	18.00	17.73	27.33	26.67	18.00	17.57	14	14.212	14.032	9	48
20	20.00	19.67	30.33	29.67	20.00	19.48	17	17.23	17.05	10	52
22	22.00	21.67	33.39	32.61	22.00	21.48	17	17.23	17.05	11	56
24	24.00	23.67	36.39	35.61	24.00	23.48	19	19.275	19.065	12	60
27	27.00	26.67	40.39	39.61	27.00	26.48	19	19.275	19.065	13.5	66
30	30.00	29.67	45.39	44.61	30.00	29.48	22	22.275	22.065	15.5	72
33	33.00	32.61	50.39	49.61	33.00	32.38	24	24.275	24.065	18	78
36	36.00	35.61	54.46	53.54	36.00	35.38	27	27.275	27.065	19	84
42	42.00	41.61	63.46	62.54	42.00	41.38	32	32.33	32.08	24	96

Specification Requirements:

- Dimensions: DIN 912, unless otherwise stated.
- Threads: 5g6g
- Material & Mechanical Properties: ISO 898 Class 12.9.
- Finish: Fe/Zn 3A per ASTM F1941M
- Material Test Reports: (If applicable) The MTR must have documented lot traceability, including full chemical and mechanical figures, to the specification(s) above.

Socket Cap Screws

Fastenal Product Standard: FNL.M.LHSCS.8.8.BO

Low Head Socket Cap Screws, Metric, Class 8.8, Black Oxide

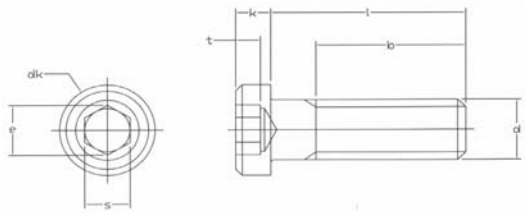

Diameter	dk		k		s		t		e
	Min.	Max.	Min.	Max.	Min.	Max.	Min.	Max.	Min.
M3	5.32	5.5	1.86	2	2.02	2.10	1.38	1.62	2.3
M4	6.78	7	2.66	2.8	5.52	2.60	2.18	2.42	2.87
M5	8.28	8.5	3.32	3.5	3.02	3.10	2.58	2.82	3.44
M6	9.78	10	3.82	4	4.02	4.12	2.88	3.12	4.58
M8	12.73	13	4.82	5	5.02	5.14	3.65	3.95	5.72
M10	15.73	16	5.82	6	7.025	7.175	4.35	4.65	8.01
M12	17.73	18	6.78	7	8.025	8.175	4.85	5.15	9.15
M14	20.67	21	7.78	8	10.025	10.175	5.15	5.45	11.43
M16	23.67	24	8.78	9	12.032	12.212	5.35	5.65	13.72
M18	26.67	27	9.78	10	12.032	12.212	6.32	6.68	13.72
M20	29.67	30	10.73	11	14.032	14.212	7.32	7.68	16
M22	32.61	33	11.73	12	14.032	14.212	7.82	8.18	16
M24	35.61	36	12.73	13	17.05	17.23	7.82	8.18	19.44

Specification Requirements:

- Dimensions: DIN 7984
- Threads: 6g
- Material & Mechanical Properties: ISO 898 Class 8.8
- Finish: Black Oxide (Chemical or Thermal)
- Material Test Reports: (If applicable) The MTR must have documented lot traceability, including full chemical and mechanical figures, to the specification(s) above.

Fastenal Product Standard: FNL.M.LHSCS.10.9.BO

Low Head Socket Cap Screws, Metric, Class 10.9, Black Oxide

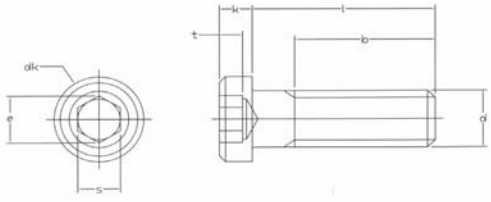

Diameter	dk		k		s		t		e
	Min.	Max.	Min.	Max.	Min.	Max.	Min.	Max.	Min.
M3	5.32	5.5	1.86	2	2.02	2.10	1.38	1.62	2.3
M4	6.78	7	2.66	2.8	5.52	2.60	2.18	2.42	2.87
M5	8.28	8.5	3.32	3.5	3.02	3.10	2.58	2.82	3.44
M6	9.78	10	3.82	4	4.02	4.12	2.88	3.12	4.58
M8	12.73	13	4.82	5	5.02	5.14	3.65	3.95	5.72
M10	15.73	16	5.82	6	7.025	7.175	4.35	4.65	8.01
M12	17.73	18	6.78	7	8.025	8.175	4.85	5.15	9.15
M14	20.67	21	7.78	8	10.025	10.175	5.15	5.45	11.43
M16	23.67	24	8.78	9	12.032	12.212	5.35	5.65	13.72
M18	26.67	27	9.78	10	12.032	12.212	6.32	6.68	13.72
M20	29.67	30	10.73	11	14.032	14.212	7.32	7.68	16
M22	32.61	33	11.73	12	14.032	14.212	7.82	8.18	16
M24	35.61	36	12.73	13	17.05	17.23	7.82	8.18	19.44

Specification Requirements:

- Dimensions: DIN 7984
- Threads: 6g
- Material & Mechanical Properties: ISO 898 Class 10.9
- Finish: Black Oxide (Chemical or Thermal)
- Material Test Reports: (If applicable) The MTR must have documented lot traceability, including full chemical and mechanical figures, to the specification(s) above.

Fastenal Product Standard: FNL.M.FHSCS.10.9.BO

Flat Head Socket Cap Screws, Metric, Class 10.9, Black Oxide

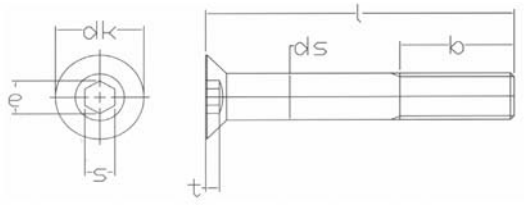

Diameter	dk		s		t		ds		e
	Min.	Max.	Min.	Max.	Min.	Max.	Min.	Max.	Min.
M3	5.7	6	2.02	2.10	0.95	1.2	2.86	3	2.3
M4	7.64	8	2.52	2.60	1.55	1.8	3.82	4	2.87
M5	9.64	10	3.02	3.10	2.05	2.3	4.82	5	3.44
M6	11.57	12	4.02	4.12	2.25	2.5	5.82	6	4.58
M8	15.57	16	5.02	5.14	3.2	3.5	7.78	8	5.72
M10	19.48	20	6.02	6.14	4.1	4.4	9.78	10	6.86
M12	23.48	24	8.025	8.175	4.3	4.6	11.73	12	9.15
M14	26.48	27	10.025	10.175	4.5	4.8	13.73	14	11.43
M16	29.48	30	10.025	10.175	5	5.3	15.73	16	11.43
M18	32.38	33	12.032	12.212	5.2	5.5	17.73	18	13.72
M20	35.38	36	12.032	12.212	5.6	5.9	19.67	20	13.72
M22	35.38	36	14.032	14.212	8.44	8.8	21.67	22	16
M24	38.38	39	14.032	14.212	9.87	10.3	23.67	24	16

**Head angle is 90° +2/-0 degrees for M3 to M20 and 60° +2/-0 degrees over M22.

Specification Requirements:

- Dimensions: DIN 7991
- Threads: 6g
- Material & Mechanical Properties: ISO 898 Class 10.9
- Finish: Black Oxide (Thermal or Chemical)
- Material Test Reports: (If applicable) The MTR must have documented lot traceability, including full chemical and mechanical figures, to the specification(s) above.

Fastenal Product Standard: FNL.M.FHSCS.10.9.Z

Flat Head Socket Cap Screws, Metric, Class 10.9, Zinc Plated

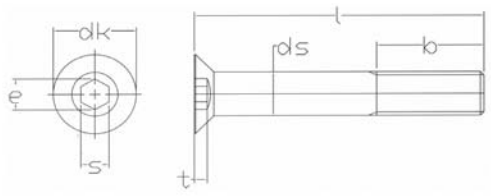

Diameter	dk		s		t		ds		e
	Min.	Max.	Min.	Max.	Min.	Max.	Min.	Max.	Min.
M3	5.7	6	2.02	2.10	0.95	1.2	2.86	3	2.3
M4	7.64	8	2.52	2.60	1.55	1.8	3.82	4	2.87
M5	9.64	10	3.02	3.10	2.05	2.3	4.82	5	3.44
M6	11.57	12	4.02	4.12	2.25	2.5	5.82	6	4.58
M8	15.57	16	5.02	5.14	3.2	3.5	7.78	8	5.72
M10	19.48	20	6.02	6.14	4.1	4.4	9.78	10	6.86
M12	23.48	24	8.025	8.175	4.3	4.6	11.73	12	9.15
M14	26.48	27	10.025	10.175	4.5	4.8	13.73	14	11.43
M16	29.48	30	10.025	10.175	5	5.3	15.73	16	11.43
M18	32.38	33	12.032	12.212	5.2	5.5	17.73	18	13.72
M20	35.38	36	12.032	12.212	5.6	5.9	19.67	20	13.72
M22	35.38	36	14.032	14.212	8.44	8.8	21.67	22	16
M24	38.38	39	14.032	14.212	9.87	10.3	23.67	24	16

**Head angle is 90° +2/-0 degrees for M3 to M20 and 60° +2/-0 degrees over M22.

Specification Requirements:

- Dimensions: DIN 7991
- Threads: 6g
- Material & Mechanical Properties: ISO 898 Class 10.9
- Finish: Fe/Zn 3A per ASTM F1941M
- Material Test Reports: (If applicable) The MTR must have documented lot traceability, including full chemical and mechanical figures, to the specification(s) above.

Cap Screws

Fastenal Product Standard: FNL.M.BHSCS.10.9.BO

Button Head Socket Cap Screws, Metric, Class 10.9, Black Oxide

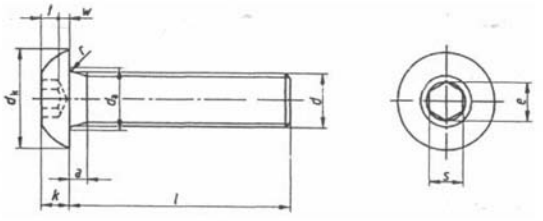

d	a		da	dk		e	k		r	s		t	w
	Min.	Max.	Max.	Min.	Max.	Min.	Min.	Max.	Min.	Min.	Max.	Min.	Min.
M3-0.5	0.5	1.0	3.6	5.4	5.7	2.3	1.40	1.65	0.1	2.020	2.045	1.04	0.2
M4-0.7	0.7	1.4	4.7	7.24	7.60	2.87	1.95	2.20	0.2	2.52	2.56	1.3	0.3
M5-0.8	0.8	1.6	5.7	9.14	9.50	3.44	2.50	2.75	0.2	3.020	3.071	1.56	0.38
M6-1.0	1	2	6.8	10.07	10.50	4.58	3.0	3.3	0.25	4.020	4.084	2.08	0.74
M8-1.25	1.25	2.5	9.2	13.57	14.00	5.72	4.1	4.4	0.4	5.020	5.084	2.6	1.05
M10-1.5	1.5	3.0	11.2	17.07	17.50	6.86	5.2	5.5	0.4	6.020	6.095	3.12	1.45
M12-1.75	1.75	3.5	14.2	20.48	21.00	9.15	6.24	6.60	0.6	8.025	8.115	4.16	1.63
M16-2.0	2	4	18.2	27.48	28.00	11.43	8.44	8.80	0.6	10.025	10.115	5.2	2.25

Specification Requirements:

- Dimensions: ISO 7380.
- Threads: 5g6g
- Material & Mechanical Properties: ISO 898 10.9.
- Finish: Black Oxide (Thermal or Chemical)
- Material Test Reports: (If applicable) The MTR must have documented lot traceability, including full chemical and mechanical figures, to the specification(s) above.

Fastenal Product Standard: FNL.M.SSS.CP.BO

Socket Set Screws, Metric, Cup Point, Black Oxide

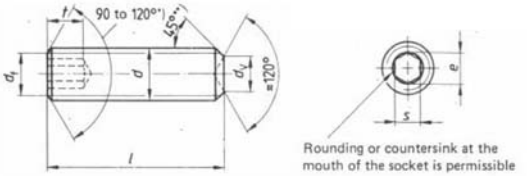

d	dv		e	s		t
	Min.	Max.	Min.	Min.	Max.	Min.
M1.4-0.3	0.45	0.7	0.803	0.711	0.724	0.6
M1.6-0.35	0.55	0.8	0.803	0.711	0.724	0.7
M1.8-0.35	0.65	0.9	0.803	0.711	0.724	0.8
M2-0.4	0.75	1.0	1.003	0.889	0.902	0.8
M2.5-0.45	0.95	1.2	1.427	1.27	1.295	1.2
M3-0.5	1.15	1.4	1.73	1.52	1.545	1.2
M4-0.7	1.75	2.0	2.30	2.02	2.045	1.5
M5-0.8	2.25	2.5	2.87	2.52	2.56	2
M6-1.0	2.75	3.0	3.44	3.02	3.08	2
M8-1.25	4.7	5	4.58	4.02	4.095	3
M10-1.5	5.7	6	5.72	5.02	5.095	4
M12-1.75	7.64	8	6.86	6.02	6.095	4.8
M14-2.0	8.64	9	6.86	6.02	6.095	5.6
M16-2.0	9.64	10	9.15	8.025	8.115	6.4
M18-2.5	11.57	12	11.43	10.025	10.115	7.2
M20-2.5	13.57	14	11.43	10.025	10.115	8
M22-2.5	15.57	16	13.72	12.032	12.142	9
M24-3.0	15.57	16	13.72	12.032	12.142	10

df = Lower limit of minor thread diameter.

Specification Requirements:

- Dimensions: DIN 916
- Threads: 5g 6g
- Material & Mechanical Properties: ISO 898 Part 5, Class 45H
- Finish: Black Oxide (Thermal or Chemical)
- Material Test Reports: (If applicable) The MTR must have documented lot traceability, including full chemical and mechanical figures, to the specification(s) above.

Fastenal Product Standard: FNL.M.SSS.DP.BO

Socket Set Screws, Dog Point, Metric, Black Oxide

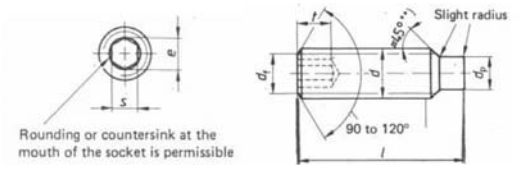

d	dp		e	s		t
	Min.	Max.	Min.	Min.	Max.	Min.
M1.4-0.3	0.45	0.7	0.803	0.711	0.724	0.6
M1.6-0.35	0.55	0.8	0.803	0.711	0.724	0.7
M1.8-0.35	0.65	0.9	0.803	0.711	0.724	0.8
M2-0.4	0.75	1.0	1.003	0.889	0.902	0.8
M2.5-0.45	1.25	1.5	1.427	1.27	1.295	1.2
M3-0.5	1.75	2.0	1.73	1.52	1.545	1.2
M4-0.7	2.25	2.5	2.30	2.02	2.045	1.5
M5-0.8	3.2	3.5	2.87	2.52	2.56	2
M6-1.0	3.7	4.0	3.44	3.02	3.08	2
M8-1.25	5.2	5.5	4.58	4.02	4.095	3
M10-1.5	6.64	7.0	5.72	5.02	5.095	4
M12-1.75	8.14	8.5	6.86	6.02	6.095	4.8
M14-2.0	9.64	10	6.86	6.02	6.095	5.6
M16-2.0	11.57	12	9.15	8.025	8.115	6.4
M18-2.5	12.57	13	11.43	10.025	10.115	7.2
M20-2.5	14.57	15	11.43	10.025	10.115	8
M22-2.5	16.57	17	13.72	12.032	12.142	9
M24-3.0	17.57	18	13.72	12.032	12.142	10

df = Lower limit of minor thread diameter.

Specification Requirements:

- Dimensions: DIN 915
- Threads: 5g 6g
- Material & Mechanical Properties: ISO 898 Part 5, Class 45H
- Finish: Black Oxide (Thermal or Chemical)
- Material Test Reports: (If applicable) The MTR must have documented lot traceability, including full chemical and mechanical figures, to the specification(s) above.

Fastenal Product Standard: FNL.M.SSS.FP.BO

Socket Set Screws, Flat Point, Metric, Black Oxide

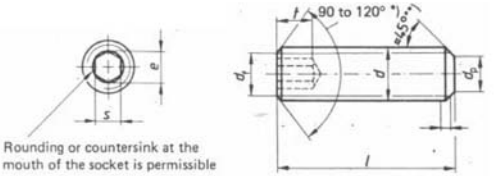

d	dp		e	s		t
	Min.	Max.	Min.	Min.	Max.	Min.
M1.4-0.3	0.45	0.7	0.803	0.711	0.724	0.6
M1.6-0.35	0.55	0.8	0.803	0.711	0.724	0.7
M1.8-0.35	0.65	0.9	0.803	0.711	0.724	0.8
M2-0.4	0.75	1.0	1.003	0.889	0.902	0.8
M2.5-0.45	1.25	1.5	1.427	1.27	1.295	1.2
M3-0.5	1.75	2.0	1.73	1.52	1.545	1.2
M4-0.7	2.25	2.5	2.30	2.02	2.045	1.5
M5-0.8	3.2	3.5	2.87	2.52	2.56	2
M6-1.0	3.7	4	3.44	3.02	3.08	2
M8-1.25	5.2	5.5	4.58	4.02	4.095	3
M10-1.5	6.64	7	5.72	5.02	5.095	4
M12-1.75	8.14	8.5	6.86	6.02	6.095	4.8
M14-2.0	9.64	10	6.86	6.02	6.095	5.6
M16-2.0	11.57	12	9.15	8.025	8.115	6.4
M18-2.5	12.57	13	11.43	10.025	10.115	7.2
M20-2.5	14.57	15	11.43	10.025	10.115	8
M22-2.5	16.57	17	13.72	12.032	12.142	9
M24-3.0	17.57	18	13.72	12.032	12.142	10

df = Lower limit of minor thread diameter.

Specification Requirements:

- Dimensions: DIN 913
- Threads: 5g 6g
- Material & Mechanical Properties: ISO 898 Part 5, Class 45H
- Finish: Black Oxide (Thermal or Chemical)
- Material Test Reports: (If applicable) The MTR must have documented lot traceability, including full chemical and mechanical figures, to the specification(s) above.

Socket Set Screws, Spring Pins

Fastenal Product Standard: FNL.M.SSS.CNP.BO

Socket Set Screws, Cone Point, Metric, Black Oxide

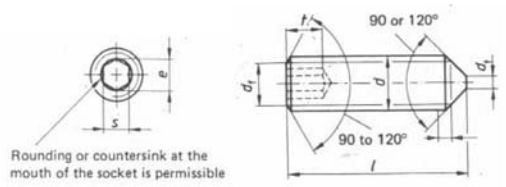

d	dt		e	s		t
	Min.	Max.	Min.	Min.	Max.	Min.
M1.4-0.3	-	-	0.803	0.711	0.724	0.6
M1.6-0.35	-	-	0.803	0.711	0.724	0.7
M1.8-0.35	-	-	0.803	0.711	0.724	0.8
M2-0.4	-	-	1.003	0.889	0.902	0.8
M2.5-0.45	-	-	1.427	1.27	1.295	1.2
M3-0.5	-	-	1.73	1.52	1.545	1.2
M4-0.7	-	-	2.30	2.02	2.045	1.5
M5-0.8	-	-	2.87	2.52	2.56	2
M6-1.0	0.9	1.5	3.44	3.02	3.08	2
M8-1.25	1.4	2	4.58	4.02	4.095	3
M10-1.5	1.9	2.5	5.72	5.02	5.095	4
M12-1.75	2.4	3	6.86	6.02	6.095	4.8
M14-2.0	3.25	4	6.86	6.02	6.095	5.6
M16-2.0	3.25	4	9.15	8.025	8.115	6.4
M18-2.5	4.25	5	11.43	10.025	10.115	7.2
M20-2.5	4.25	5	11.43	10.025	10.115	8
M22-2.5	5.25	6	13.72	12.032	12.142	9
M24-3.0	5.25	6	13.72	12.032	12.142	10

df = Lower limit of minor thread diameter.

Specification Requirements:

- Dimensions: DIN 914
- Threads: 5g 6g
- Material & Mechanical Properties: ISO 898 Part 5, Class 45H
- Finish: Black Oxide (Thermal or Chemical)
- Material Test Reports: (If applicable) The MTR must have documented lot traceability, including full chemical and mechanical figures, to the specification(s) above.

Fastenal Product Standard: FNL.M.STRIP

Socket Head Shoulder Screws, (Stripper Bolt), Metric, Class 12.9

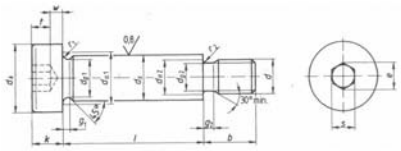

ds	nom.	6.5	8	10	13	16	20	25
	max.	6.487	7.987	9.987	12.984	15.984	19.980	24.980
	min.	6.451	9.951	9.951	12.941	15.941	19.928	24.928
d		M5	M6	M8	M10	M12	M16	M20
p		0.8	1	1.25	1.5	1.75	2	2.5
b	max.	9.75	11.25	13.25	16.40	18.40	22.40	27.40
	min.	9.25	10.75	12.75	15.60	17.60	21.60	26.60
dk	max.	10	13	16	18	24	30	36
	min.	9.78	12.73	15.73	17.73	23.67	29.67	35.61
dg1	min.	5.92	7.42	9.42	12.42	15.42	19.42	24.42
dg2	max.	3.86	4.58	6.25	7.91	9.57	13.33	16.57
	min.	3.68	4.40	6.03	7.69	9.35	12.96	16.30
da1	max.	7.5	9.2	11.2	15.2	18.2	22.4	27.4
da2	max.	5	6	8	10	12	16	20
e	min.	3.44	4.58	5.72	6.86	9.15	11.43	13.72
k	max.	4.5	5.5	7	9	11	14	16
	min.	4.32	5.32	6.78	8.78	10.73	13.73	15.73
g1	max.	2.5	2.5	2.5	2.5	2.5	2.5	3
g2	max.	2	2.5	3.1	3.7	4.4	5	6.3
r1	min.	0.25	0.4	0.6	0.6	0.6	0.8	0.8
r2	min.	0.5	0.53	0.64	.077	0.87	1.14	1.38
s	nom.	3	4	5	6	8	10	12
	max.	3.08	4.095	5.095	6.095	8.115	10.115	12.142
	min.	3.02	4.02	5.02	6.02	8.025	10.025	12.032
t	min.	2.4	3.3	4.2	4.9	606	8.8	10
w	min.	1	1.15	1.6	1.8	2	3.2	3.25

Specification Requirements:

- Dimensions: ISO 7379
- Threads: 5g6g
- Material & Mechanical Properties: ISO 898 12.9.
- Finish: Black Oxide (Thermal or Chemical) on un-ground surfaces.
- Material Test Reports: (If applicable) The MTR must have documented lot traceability, including full chemical and mechanical figures, to the specification(s) above.

Fastenal Product Standard: FNL.M.SP.P

Pin, Spring, Metric, Plain

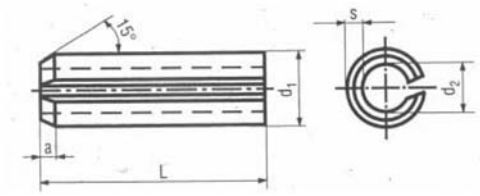

Nominal Diameter	d1 min.	d2	a	s
1	1.2	0.8	0.15	0.2
1.5	1.7	1.1	0.25	0.3
2	2.3	1.5	0.35	0.4
2.5	2.8	1.8	0.4	0.5
3	3.3	2.1	0.5	0.6
4	4.4	2.8	0.65	0.8
5	5.4	3.4	0.9	1
6	6.4	3.9	1.2	1.25
8	8.5	5.5	2	1.5
10	10.5	6.5	2	2

Specification Requirements:

- Dimensions: DIN 1481.
- Material& Mechanical Properties: Spring Steel, Heat Treated, HRC 42-51
- Finish: Light protective oil.
- Material Test Reports: (If applicable) The MTR must have documented lot traceability, including full chemical and mechanical figures, to the specification(s) above.

Fastenal Product Standard: FNL.M.DP

Pin, Dowel, Metric

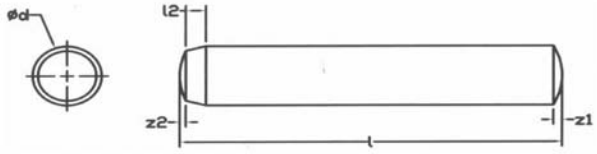

d Must meet m6 tolerances.	l2	z1	z2
0.8	0.4	0.12	0.06
1	0.4	0.15	0.08
1.5	0.5	0.23	0.12
2	0.6	0.3	0.18
2.5	0.7	0.4	0.25
3	0.8	0.45	0.3
4	1	0.6	0.4
5	1.2	0.75	0.5
6	1.5	0.9	0.6
8	1.8	1.2	0.8
10	2	1.5	1
12	2.5	1.8	1.3
14	2.5	2	1.3
16	3	2.5	1.7

Length tolerances must meet js14.

Specification Requirements:

- Dimensions: DIN 6325 (m6)
- Material & Mechanical Properties: Steel hardened, Precision Ground, HRC 60 +/-2
- Finish: Light protective oil.
- Material Test Reports: (If applicable) The MTR must have documented lot traceability, including full chemical and mechanical figures, to the specification(s) above.

Machine Screws

Fastenal Product Standard: FNL.M.MS.PSL.Z

Machine Screws, Slotted Pan Head, Metric, Zinc Plated

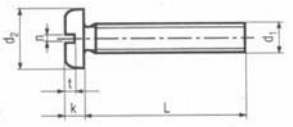

d1	b	d2	k	n	r1		t	
					min.	max.	min.	max.
M3	19	6	1.8	0.8	0.6	1.2	0.7	0.95
M3.5	20	6	2.1	0.8	0.7	1.4	0.8	1.1
M4	22	8	2.4	1	0.8	1.6	1	1.3
M5	25	10	3	1.2	1	2	1.2	1.5
M6	28	12	3.6	1.6	1.2	2.4	1.5	1.9
M8	34	16	4.8	2	1.6	3.2	1.9	2.4
M10	40	20	6	2.5	2	4	2.4	3

Specification Requirements:

- Dimensions: DIN 85
- Drive: Slotted
- Threads: 6g
- Material & Mechanical Properties: ISO 898, Class 4.8
- Finish: Fe/Zn 3A per ASTM F1941M
- Material Test Reports: (If applicable) The MTR must have documented lot traceability, including full chemical and mechanical figures, to the specification(s) above.

Fastenal Product Standard: FNL.M.MS.PPH.Z

Machine Screws, Pan Head, Cross Recessed, Metric, Zinc Plated

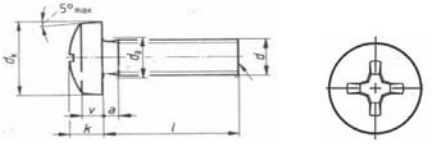

d	a (max)	da (max)	dk		k		r (min)	rf	v
			min	max	min	max			
M1.6-0.35	0.7	2.1	2.9	3.2	1.18	1.42	0.1	3	0.8
M2-0.4	0.8	2.6	3.7	4	1.48	1.72	0.1	4	1.1
M2.5-0.45	0.9	3.1	4.7	5	1.88	2.12	0.1	5	1.3
M3-0.5	1	3.6	5.7	6	2.28	2.52	0.1	6	1.6
M3.5-0.6	1.2	4.1	6.64	7	2.58	2.82	0.2	7	1.9
M4-0.7	1.4	4.7	7.64	8	2.95	3.25	0.2	8	2
M5-0.8	1.6	5.7	9.64	10	3.65	3.95	0.2	10	2.5
M6-1.0	2	6.8	11.57	12	4.45	4.75	0.25	12	3
M8-1.25	2.5	9.2	15.57	16	5.85	6.15	0.4	16	3.7
M10-1.5	3	11.2	19.48	20	7.32	7.68	0.4	20	4.8

Specification Requirements:

- Dimensions: DIN 7985
- Threads: 6g
- Drive Style: Cross Recessed, Type H
- Material & Mechanical Properties: ISO 898, Class 4.8
- Finish: Fe/Zn 3A per ASTM F1941M
- Material Test Reports: (If applicable) The MTR must have documented lot traceability, including full chemical and mechanical figures, to the specification(s) above.

Fastenal Product Standard: FNL.M.MS.FSL.Z

Machine Screws, Slotted Flat Head, Metric, Zinc Plated

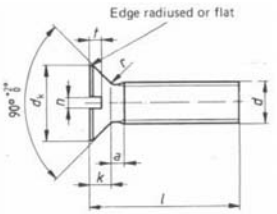

d	a	dk		k	n		r	t	
	(max)	min	max	(max)	min	max		min	max
M1-2.5	0.5	1.76	1.9	0.6	0.31	0.45	0.1	0.2	0.3
M1.2-0.25	0.5	2.06	2.3	0.72	0.36	0.5	0.12	0.25	0.35
M1.4-0.3	0.6	2.46	2.6	0.84	0.36	0.5	0.14	0.28	0.4
M16-0.35	0.7	2.86	3	0.96	0.46	0.6	0.16	0.32	0.45
M2-0.4	0.8	3.5	3.8	1.2	0.56	0.7	0.2	0.4	0.6
M2.5-0.45	0.9	4.4	4.7	1.5	0.66	0.8	0.25	0.5	0.7
M3-0.5	1	5.3	5.6	1.65	0.86	1	0.3	0.6	0.85
M3.5-0.6	1.2	6.14	6.5	1.93	0.86	1	0.35	0.7	1
M4-0.7	1.4	7.14	7.5	2.2	1.06	1.2	0.4	0.8	1.1
M5-0.8	1.6	8.84	9.2	2.5	1.26	1.51	0.5	1	1.3
M6-1.0	2	10.57	11	3	1.66	1.91	0.6	1.2	1.6
M8-1.25	2.5	14.07	14.5	4	2.06	2.31	0.8	1.6	2.1
M10-1.5	3	17.57	18	5	2.56	2.81	1	2	2.6
M12-1.75	3.5	21.48	22	6	3.06	3.31	1.2	2.4	3
M14-2.0	4	24.48	25	7	3.06	3.31	1.4	2.8	3.5
M16-2.0	4	28.48	29	8	4.07	4.37	1.6	3.2	4
M18-2.5	5	32.38	33	9	4.07	4.37	1.8	3.6	4.5
M20-2.5	5	35.38	36	10	5.07	5.37	2	4	5

Specification Requirements:

- Dimensions: DIN 963
- Drive: Slotted
- Threads: 6g
- Material & Mechanical Properties: ISO 898, Class 4.8
- Finish: Fe/Zn 3A per ASTM F1941M
- Material Test Reports: (If applicable) The MTR must have documented lot traceability, including full chemical and mechanical figures, to the specification(s) above.

Fastenal Product Standard: FNL.M.MS.FPH.Z

Flat Head Machine Screws, Cross Recessed, Metric, Zinc Plated

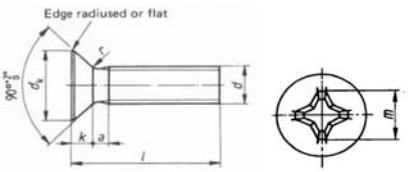

d	a (max)	dk		k (max)	r (max)	m	Penetration Depth	
		min	max				Min	Max
M1.6-0.35	0.7	2.75	3	0.96	0.4	1.8	.89	1.14
M2-0.4	0.8	3.5	3.8	1.2	0.5	2.2	.92	1.17
M2.5-0.45	0.9	4.4	4.7	1.5	0.7	2.5	1.22	1.47
M3-0.5	1	5.3	5.6	1.65	0.8	2.8	1.48	1.73
M3.5-0.6	1.2	6.14	6.5	1.93	0.95	3.7	1.34	1.8
M4-0.7	1.4	7.14	7.5	2.2	1	4	1.9	2.4
M5-0.8	1.6	8.84	9.2	2.5	1.3	4.4	2.05	2.51
M6-1.0	2	10.57	11	3	1.6	6.6	2.8	3.3
M8-1.25	2.5	14.07	14.5	4	2	8.5	3.86	4.32
M10-1.5	3	17.57	18	5	2.5	9.4	4.77	5.23

Specification Requirements:

- Dimensions: DIN 965
- Drive Style: Cross Recessed, Type H
- Threads: 6g
- Material & Mechanical Properties: ISO 898, Class 4.8
- Finish: Fe/Zn 3A per ASTM F1941M
- Material Test Reports: (If applicable) The MTR must have documented lot traceability, including full chemical and mechanical figures, to the specification(s) above.

Machine Screws, Flat Washers

Fastenal Product Standard: FNL.M.MS.CSL.Z

Machine Screws, Slotted Cheese Head, Metric, Zinc Plated

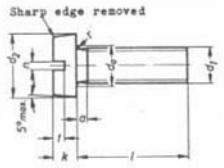

d	d2	k	n	t	
				min.	max.
M1	2	0.7	0.25	0.25	0.4
M1.2	2.3	0.8	0.3	0.3	0.45
M1.4	2.6	0.9	0.3	0.4	0.55
M1.6	3	1	0.4	0.45	0.6
M1.7	3.2	1.1	0.4	0.5	0.7
M1.8	3.4	1.2	0.4	0.55	0.75
M2	3.8	1.3	0.5	0.6	0.8
M2.3	4.4	1.5	0.6	0.7	0.9
M2.5	4.5	1.6	0.6	0.7	0.9
M2.6	5	1.7	0.6	0.8	1
M3	5.5	2	0.8	0.9	1.15
M3.5	6	2.4	0.8	1.1	1.4
M4	7	2.6	1	1.2	1.5
M5	8.5	3.3	1.2	1.5	1.8
M6	10	3.9	1.6	14.8	2.2
M8	13	5	2	2.1	2.6
M10	16	6	2.5	2.4	3

Specification Requirements:

- Dimensions: DIN 84
- Drive: Slotted
- Threads: 6g
- Material & Mechanical Properties: ISO 898, Class 4.8
- Finish: Fe/Zn 3A per ASTM F1941M
- Material Test Reports: (If applicable) The MTR must have documented lot traceability, including full chemical and mechanical figures, to the specification(s) above.

Fastenal Product Standard: FNL.M.FW.P

Flat Washers, Metric, Low Carbon, Plain Finish

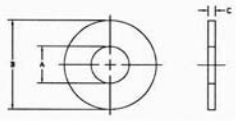

For Thread Size M	(A) Inside Diameter		(B) Outside Diameter		(C) Thickness		
	Min. = nominal size	Max.	Max. = nominal size	Min.	Nominal Size	Max.	Min.
1.6	1.7	1.84	4	3.7	0.3	0.35	0.25
2	2.2	2.34	5	4.7	0.3	0.35	0.25
2.5	2.7	2.84	6	5.7	0.5	0.55	0.45
3	3.2	3.38	7	6.64	0.5	0.55	0.45
3.5	3.7	3.88	8	7.64	0.5	0.55	0.45
4	4.3	4.48	9	8.64	0.8	0.9	0.7
5	5.3	5.48	10	9.64	1	1.1	0.9
6	6.4	6.62	12	11.57	1.6	1.8	1.4
7	7.4	7.62	14	13.57	1.6	1.8	1.4
8	8.4	8.62	16	15.57	1.6	1.8	1.4
10	10.5	10.77	20	19.48	2.0	2.2	1.8
12	13	13.27	24	23.48	2.5	2.7	2.3
14	15	15.27	28	27.48	2.5	2.7	2.3
16	17	17.27	30	29.48	3	3.3	2.7
18	19	19.33	34	33.38	3	3.3	2.7
20	21	21.33	37	36.38	3	3.3	2.7
22	23	23.33	39	38.38	3	3.3	2.7
24	25	25.33	44	43.38	4	4.3	3.7
26	27	27.33	50	49.38	4	4.3	3.7
27	28	28.33	50	49.38	4	4.3	3.7
30	31	31.39	56	55.26	4	4.3	3.7
33	34	34.62	60	58.8	5	5.6	4.4
36	37	37.62	66	64.8	5	5.6	4.4
39	40	40.62	72	70.8	6	6.6	5.4
42	43	43.62	78	76.8	7	8	6
45	46	46.62	85	83.6	7	8	6
48	50	50.62	92	90.6	8	9	7
50	52	52.74	92	90.6	8	9	7
52	54	54.74	98	96.6	8	9	7
56	58	58.74	105	103.6	9	10	8
64	66	66.74	115	113.6	9	10	8

Specification Requirements:

- Dimensions: DIN 125, Type A.
- Material Low Carbon Steel.
- Coating (If applicable): Light protective oil.
- Material Test Reports: (If applicable) The MTR must have documented lot traceability, including full chemical and mechanical figures, to the specification(s) above.

Fastenal Product Standard: FNL.M.FW.Z

Flat Washers, Metric, Low Carbon, Zinc Plated

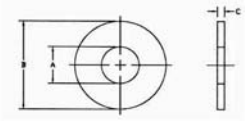

For Thread Size M	(A) Inside Diameter		(B) Outside Diameter		(C) Thickness		
	Min. = nominal size	Max.	Max. = nominal size	Min.	Nominal Size	Max.	Min.
1.6	1.7	1.84	4	3.7	0.3	0.35	0.25
2	2.2	2.34	5	4.7	0.3	0.35	0.25
2.5	2.7	2.84	6	5.7	0.5	0.55	0.45
3	3.2	3.38	7	6.64	0.5	0.55	0.45
3.5	3.7	3.88	8	7.64	0.5	0.55	0.45
4	4.3	4.48	9	8.64	0.8	0.9	0.7
5	5.3	5.48	10	9.64	1	1.1	0.9
6	6.4	6.62	12	11.57	1.6	1.8	1.4
7	7.4	7.62	14	13.57	1.6	1.8	1.4
8	8.4	8.62	16	15.57	1.6	1.8	1.4
10	10.5	10.77	20	19.48	2.0	2.2	1.8
12	13	13.27	24	23.48	2.5	2.7	2.3
14	15	15.27	28	27.48	2.5	2.7	2.3
16	17	17.27	30	29.48	3	3.3	2.7
18	19	19.33	34	33.38	3	3.3	2.7
20	21	21.33	37	36.38	3	3.3	2.7
22	23	23.33	39	38.38	3	3.3	2.7
24	25	25.33	44	43.38	4	4.3	3.7
26	27	27.33	50	49.38	4	4.3	3.7
27	28	28.33	50	49.38	4	4.3	3.7
30	31	31.39	56	55.26	4	4.3	3.7
33	34	34.62	60	58.8	5	5.6	4.4
36	37	37.62	66	64.8	5	5.6	4.4
39	40	40.62	72	70.8	6	6.6	5.4
42	43	43.62	78	76.8	7	8	6
45	46	46.62	85	83.6	7	8	6
48	50	50.62	92	90.6	8	9	7
50	52	52.74	92	90.6	8	9	7
52	54	54.74	98	96.6	8	9	7
56	58	58.74	105	103.6	9	10	8
64	66	66.74	115	113.6	9	10	8

Specification Requirements:

- Dimensions: DIN 125, Type A.
- Material Low Carbon Steel.
- Coating (If applicable): ASTM B633, SC1, Type III
- Material Test Reports: (If applicable) The MTR must have documented lot traceability, including full chemical and mechanical figures, to the specification(s) above.

Fastenal Product Standard: FNL.M.FW.YZ

Flat Washers, Metric, Low Carbon, Yellow Zinc Plated

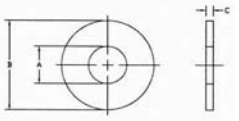

For Thread Size M	(A) Inside Diameter		(B) Outside Diameter		(C) Thickness		
	Min. = nominal size	Max.	Max. = nominal size	Min.	Nominal Size	Max.	Min.
1.6	1.7	1.84	4	3.7	0.3	0.35	0.25
2	2.2	2.34	5	4.7	0.3	0.35	0.25
2.5	2.7	2.84	6	5.7	0.5	0.55	0.45
3	3.2	3.38	7	6.64	0.5	0.55	0.45
3.5	3.7	3.88	8	7.64	0.5	0.55	0.45
4	4.3	4.48	9	8.64	0.8	0.9	0.7
5	5.3	5.48	10	9.64	1	1.1	0.9
6	6.4	6.62	12	11.57	1.6	1.8	1.4
7	7.4	7.62	14	13.57	1.6	1.8	1.4
8	8.4	8.62	16	15.57	1.6	1.8	1.4
10	10.5	10.77	20	19.48	2.0	2.2	1.8
12	13	13.27	24	23.48	2.5	2.7	2.3
14	15	15.27	28	27.48	2.5	2.7	2.3
16	17	17.27	30	29.48	3	3.3	2.7
18	19	19.33	34	33.38	3	3.3	2.7
20	21	21.33	37	36.38	3	3.3	2.7
22	23	23.33	39	38.38	3	3.3	2.7
24	25	25.33	44	43.38	4	4.3	3.7
26	27	27.33	50	49.38	4	4.3	3.7
27	28	28.33	50	49.38	4	4.3	3.7
30	31	31.39	56	55.26	4	4.3	3.7
33	34	34.62	60	58.8	5	5.6	4.4
36	37	37.62	66	64.8	5	5.6	4.4
39	40	40.62	72	70.8	6	6.6	5.4
42	43	43.62	78	76.8	7	8	6
45	46	46.62	85	83.6	7	8	6
48	50	50.62	92	90.6	8	9	7
50	52	52.74	92	90.6	8	9	7
52	54	54.74	98	96.6	8	9	7
56	58	58.74	105	103.6	9	10	8
64	66	66.74	115	113.6	9	10	8

Specification Requirements:

- Dimensions: DIN 125, Type A.
- Material Low Carbon Steel.
- Coating (If applicable): ASTM B633, SC1, Type II
- Material Test Reports: (If applicable) The MTR must have documented lot traceability, including full chemical and mechanical figures, to the specification(s) above.

Flat Washers, Fender Washers, Split Lock Washers

Fastenal Product Standard: FNL.M.FW.ST.P

Structural Flat Washers, DIN 6916, (Metric), Plain Finish

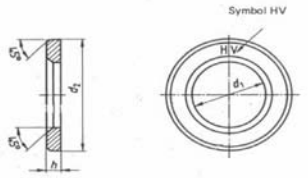

For thread size	Hole diameter, d_1 min. = nominal size	Hole diameter, d_1 max.	External diameter, d_2 max. = nominal size	External diameter, d_2 min.	Thickness, h Nominal size	Thickness, h max.	Thickness, h min.
M12	13	13,27	24	23,48	3	3,3	2,7
M16	17	17,27	30	29,48	4	4,3	3,7
M20	21	21,33	37	36,38	4	4,3	3,7
M22	23	23,33	39	38,38	4	4,3	3,7
M24	25	25,33	44	43,38	4	4,3	3,7
M27	28	28,52	50	49	5	5,6	4,4
M30	31	31,62	56	54,8	5	5,6	4,4
M36	37	37,62	66	64,8	6	6,6	5,4

Specification Requirements:

- Dimensions: DIN 6916
- Material & Mechanical Properties: Carbon Steel quenched and tempered to HRC 30 to 37.
- Product Marking: Manufacturer ID and HV symbol
- Coating: Light protective oil
- Material Test Reports: (If applicable) The MTR must have documented lot traceability, including full chemical and mechanical figures, to the specification(s) above.

Fastenal Product Standard: FNL.M.FEND.Z

Fender Washers, Metric, Zinc Plated



Diameter	d1 Min.	d1 Max.	d2 Max.	d2 Min.	h Max.	h Min.
2.5	2.7	2.84	8	7.64	0.9	0.7
3	3.2	3.38	9	8.64	0.9	0.7
3.5	3.7	3.88	11	10.57	0.9	0.7
4	4.3	4.48	12	11.57	1.1	0.9
5	5.3	5.48	15	14.57	1.4	1
6	6.4	6.62	18	17.57	1.8	1.4
7	7.4	7.62	22	21.48	2.2	1.8
8	8.4	8.62	24	23.48	2.2	1.8
10	10.5	10.77	30	29.48	2.7	2.3
12	13	13.27	37	36.38	3.3	2.7
14	15	15.27	44	43.38	3.3	2.7
16	17	17.27	50	49.38	3.3	2.7

Specification Requirements:

- Dimensions: DIN 9021
- Material: Low Carbon Steel.
- Coating: ASTM B633, Type III, SC1. (Fastenal will accept a 0.0001" or 2µm minimum thickness.)
- Material Test Reports: (If applicable) The MTR must have documented lot traceability, including full chemical and mechanical figures, to the specification(s) above.

Fastenal Product Standard: FNL.M.LW.P

Split Lock Washers, Metric, Plain Finish

Nominal Size	D1 Min.	D1 Max.	d2 Max.	b	b Limit Dev.	S	S Limit Dev.	h Min.	h Max.	r
2	2.1	2.4	4.4	0.9		0.5		1	1.2	0.1
2.2	2.3	2.6	4.8	1		0.6		1.2	1.4	0.1
2.5	2.6	2.9	5.1	1		0.6		1.2	1.4	0.1
3	3.1	3.4	6.2	1.3	+/-0.1	0.8		1.6	1.9	0.2
3.5	3.6	3.9	6.7	1.3		0.8	+/-0.1	1.6	1.9	0.2
4	4.1	4.4	7.6	1.5		0.9		1.8	2.1	0.2
5	5.1	5.4	9.2	1.8		1.2		2.4	2.8	0.2
6	6.1	6.5	11.8	2.5		1.6		3.2	3.8	0.3
7	7.1	7.5	12.8	2.5	+/-0.15	1.6		3.2	3.8	0.3
8	8.1	8.5	14.8	3		2		4	4.7	0.5
10	10.2	10.7	18.1	3.5		2.2		4.4	5.2	0.5
12	12.2	12.7	21.1	4		2.5	+/-0.15	5	5.9	1
14	14.2	14.7	24.1	4.5		3		6	7.1	1
16	16.2	17	27.4	5	+/-0.2	3.5		7	8.3	1
18	18.2	19	29.4	5		3.5		7	8.3	1
20	20.2	21.2	33.6	6		4		8	9.4	1
22	22.5	23.5	35.9	6		4		8	9.4	1
24	24.5	25.5	40	7		5	+/-0.2	10	11.8	1.6
27	27.5	28.5	43	7		5		10	11.8	1.6
30	30.5	31.7	48.2	8		6		12	14.2	1.6
36	36.5	37.7	58.2	10		6		12	14.2	1.6
39	39.5	40.7	61.2	10		6		12	14.2	1.6
42	42.5	43.7	68.2	12		7		14	16.5	2
45	45.5	46.7	71.2	12		7		14	16.5	2
48	49	50.5	75	12		7		14	16.5	2
52	53	54.5	83	14	+/-0.25	8		16	18.9	2
56	57	58.5	87	14		8		16	18.9	2
60	61	62.5	91	14		8	+/-0.25	16	18.9	2
64	65	66.5	95	14		8		16	18.9	2
68	69	70.5	99	14		8		16	18.9	2
72	73	74.5	103	14		8		16	18.9	2
80	81	82.5	111	14		8		16	18.9	2
90	91	92.5	121	14		8		16	18.9	2
100	101	102.5	131	14		8		16	18.9	2

Specification Requirements:

- Dimensions: DIN 127B
- Material & Mechanical Properties: Spring Steel, Hardness HRC 44 to 51
- Coating: Light protective oil.
- Material Test Reports: (If applicable) The MTR must have documented lot traceability, including full chemical and mechanical figures, to the specification(s) above.

Fastenal Product Standard: FNL.M.LW.Z

Lock Washers, Split, DIN 127B, Zinc Plated

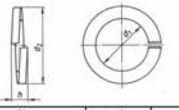

Nominal Size mm	d1 I.D. Min.	d1 I.D. Max.	d2 O.D. Max.	h Thickness Min.	h Thickness Max.
2	2.1	2.4	4.4	1	1.2
2.2	2.3	2.6	4.8	1.2	1.4
2.5	2.6	2.9	5.1	1.2	1.4
3	3.1	3.4	6.2	1.6	1.9
3.5	3.6	3.9	6.7	1.6	1.9
4	4.1	4.4	7.6	1.8	2.1
5	5.1	5.4	9.2	2.4	2.8
6	6.1	6.5	11.8	3.2	3.8
7	7.1	7.5	12.8	3.2	3.8
8	8.1	8.5	14.8	4	4.7
10	10.2	1.07	18.1	4.4	5.2
12	12.2	12.7	21.1	5	5.9
14	14.2	14.7	24.1	6	7.1
16	16.2	17	27.4	7	8.3
18	18.2	19	29.4	7	8.3
20	20.2	21.2	33.6	8	9.4
22	22.5	23.5	35.9	8	9.4
24	24.5	25.5	40	10	11.8
27	27.5	28.5	43	10	11.8
30	30.5	31.7	48.2	12	14.2
36	36.5	37.7	58.2	12	14.2
39	39.5	40.7	61.2	12	14.2
42	42.5	43.7	68.2	14	16.5
45	45.5	46.7	71.2	14	16.5
48	49	50.5	75	14	16.5
52	53	54.5	83	16	18.9
56	57	58.5	87	16	18.9
60	61	62.5	91	16	18.9
64	65	66.5	95	16	18.9
68	69	70.5	99	16	18.9
72	73	74.5	103	16	18.9
80	81	82.5	111	16	18.9
90	91	92.5	121	16	18.9
100	101	102.5	131	16	18.9

Specification Requirements:

- Dimensions: DIN 127B.
- Material: Spring Steel, HRC 44 to 51.
- Coating: ASTM B633, SC 1, Type III
- Material Test Reports: (If applicable) The MTR must have documented lot traceability, including full chemical and mechanical figures, to the specification(s) above.

Lock Washers, External Tooth Lock Washers, Spring Washers

Fastenal Product Standard: FNL.M.LW.IT.Z

Lock Washers, DIN 6797, Type J, Internal Tooth, Zinc Plated

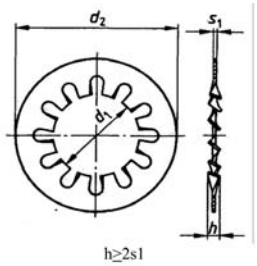

h≥2s1

Size	d1		d2		s1
	Min.	Max.	Max.	Min.	Min.
3	3.2	3.38	6	5.7	0.4
4	4.3	4.48	8	7.64	0.5
5	5.3	5.48	10	9.64	0.6
6	6.4	6.62	11	10.57	0.7
8	8.4	8.62	15	14.57	0.8
10	10.5	10.77	18	17.57	0.9
12	13	13.27	20.5	19.98	1.0
14	15	15.27	24	23.48	1.0
16	17	17.27	26	25.48	1.2
20	21	21.33	33	32.38	1.4

Specification Requirements:

- Dimensions: DIN 6797, Type J.
- Material & Mechanical Properties: Spring Steel, HRC 36 to 43.
- Coating: ASTM B633, SC1, Type III.
- Material Test Reports: (If applicable) The MTR must have documented lot traceability, including full chemical and mechanical figures, to the specification(s) above.

Fastenal Product Standard: FNL.M.LW.EXT.Z

Lock Washer, External Tooth, Metric, Zinc Plated

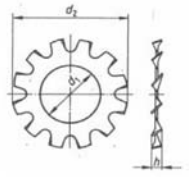

h≥2s1

Size	d1		d2		s1
	Min.	Max.	Max.	Min.	
3	3.2	3.38	6	5.7	0.4
4	4.3	4.48	8	7.64	0.5
5	5.3	5.48	10	9.64	0.6
6	6.4	6.62	11	10.57	0.7
8	8.4	8.62	15	14.57	0.8
10	10.5	10.77	18	17.57	0.9
12	13	13.27	20.5	19.98	1
14	15	15.27	24	23.48	1
16	17	17.27	26	25.48	1.2
20	21	21.33	33	32.38	1.4

Specification Requirements:

- Dimensions: DIN 6797, Type A
- Material: Spring Steel, Hardness HRC 36 to 43.
- Mechanical Properties:
- Coating: ASTM B633, SC 1, Type III
- Material Test Reports: (If applicable) The MTR must have documented lot traceability, including full chemical and mechanical figures, to the specification(s) above.

Fastenal Product Standard: FNL.M.BELV.P

Conical Spring Washers, Metric, Plain

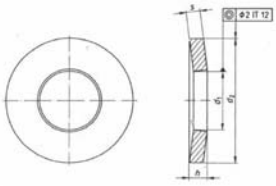

Nominal Size	d1	d2	s	h	
	ID	OD	Nom.	Height	
	H14	h14		Max.	Min.
2	2.2	5	0.4	0.6	0.5
2.5	2.7	6	0.5	0.72	0.61
3	3.2	7	0.6	0.85	0.72
3.5	3.7	8	0.8	1.06	0.92
4	4.3	9	1	1.3	1.12
5	5.3	11	1.2	1.55	1.35
6	6.4	14	1.5	2	1.7
7	7.4	17	1.75	2.3	2
8	8.4	18	2	2.6	2.24
10	10.5	23	2.5	3.2	2.8
12	13	29	3	3.95	3.43
14	15	35	3.5	4.65	4.04
16	17	39	4	5.25	4.58
18	19	42	4.5	5.8	5.08
20	21	45	5	6.4	5.6
22	23	49	5.5	7.05	6.15
24	25	56	6	7.75	6.77
27	28	60	6.5	8.35	7.3
30	31	70	7	9.2	8

Specification Requirements:

- Dimensions: DIN 6796.
- Material: Spring Steel C60.
- Mechanical Properties: Hardness: HRC 43 to 50.
- Coating: Light protective oil.
- Material Test Reports: (If applicable) The MTR must have documented lot traceability, including full chemical and mechanical figures, to the specification(s) above.

Fastenal Product Standard: FNL.M.LW.HC.P

Lock Washer, High Collar, Metric, Plain Finish

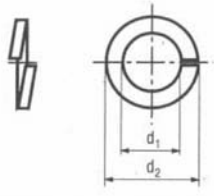

Size	d1		d2	h	
	Min.	Max.	Max.	Min.	Max.
3	3.1	3.4	5.6	2	2.36
4	4.1	4.4	7	2.4	2.83
5	5.1	5.4	8.8	3.2	3.78
6	6.1	6.5	9.9	3.2	3.78
8	8.1	8.5	12.7	4	4.72
10	10.2	10.7	16	5	5.9
12	12.2	12.7	18	5	5.9
16	16.2	17	24.4	7	8.25
20	20.2	21.2	30.6	9	10.6

Specification Requirements:

- Dimensions: DIN 7980.
- Material Mechanical Properties: Spring Steel, Hardness HRC 44 to 51.
- Coating: Light protective oil.
- Material Test Reports: (If applicable) The MTR must have documented lot traceability, including full chemical and mechanical figures, to the specification(s) above.

Lock Washers, Hex Nuts

Fastenal Product Standard: FNL.M.LW.HC.Z

Lock Washer, High Collar, Metric, Zinc Plated

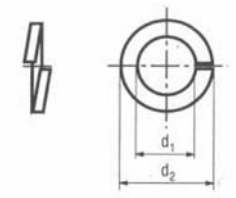

Size	d1		d2	h	
	Min.	Max.	Max.	Min.	Max.
3	3.1	3.4	5.6	2	2.36
4	4.1	4.4	7	2.4	2.83
5	5.1	5.4	8.8	3.2	3.78
6	6.1	6.5	9.9	3.2	3.78
8	8.1	8.5	12.7	4	4.72
10	10.2	10.7	16	5	5.9
12	12.2	12.7	18	5	5.9
16	16.2	17	24.4	7	8.25
20	20.2	21.2	30.6	9	10.6

Specification Requirements:

- Dimensions: DIN 7980
- Material: Spring Steel, Hardness HRC 44 to 51
- Mechanical Properties:
- Coating: ASTM B633, SC 1, Type III, with bake.
- Material Test Reports (If applicable): The MTR must have documented lot traceability, including full chemical and mechanical figures, to the specification(s) above.

Fastenal Product Standard: FNL.M.FHN.8.P

Finished Hex Nuts, Metric, Class 8, Plain

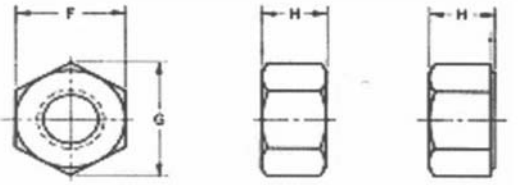

Size	Thread Pitch	F		G	H	
		Width Across Flats		Width Across Corners	Thickness	
		Max.	Min.	Min.	Max.	Min.
1.6	.35	3.2	3.02	3.41	1.3	1.05
2	.4	4	3.82	4.32	1.6	1.35
2.5	.45	5	4.82	5.45	2	1.75
3	.5	5.5	5.32	6.01	2.4	2.15
4	.7	7	6.78	7.66	3.2	2.9
5	.8	8	7.78	8.79	4	3.7
6	1	10	9.78	11.05	5	4.7
8	1.25	13	12.73	14.38	6.5	6.14
10	1.5	17	16.73	18.9	8	7.64
12	1.75	19	18.67	21.1	10	9.64
14	2	22	21.67	24.49	11	10.3
16	2	24	23.67	26.75	13	12.3
20	2.5	30	29.16	32.95	16	14.9
24	3	36	35	39.55	19	17.7
30	3.5	46	45	50.85	24	22.7
36	4	55	53.8	60.79	29	27.4
42	4.5	65	63.1	71.3	34	32.4
48	5	75	73.1	82.6	38	36.4
56	5.5	85	82.8	93.56	45	43.4
64	6	95	92.8	104.86	51	49.1

Specification Requirements:

- Dimensions: DIN 934
- Threads: 6H
- Material & Mechanical Properties: DIN 267 Part 4 Class 8.
- Finish: Light protective oil.
- Head Markings: Per ISO 898-2.
- Material Test Reports (If applicable): The MTR must have documented lot traceability, including full chemical and mechanical figures, to the specification(s) above.

Fastenal Product Standard: FNL.M.FHN.8.Z

Hex Nuts, Metric, Class 8, Zinc Plated

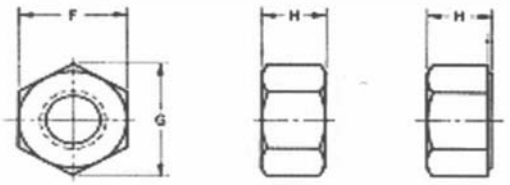

Size	Thread Pitch	F		G	H	
		Width Across Flats		Width Across Corners	Thickness	
		Max.	Min.	Min.	Max.	Min.
1.6	.35	3.2	3.02	3.41	1.3	1.05
2	.4	4	3.82	4.32	1.6	1.35
2.5	.45	5	4.82	5.45	2	1.75
3	.5	5.5	5.32	6.01	2.4	2.15
4	.7	7	6.78	7.66	3.2	2.9
5	.8	8	7.78	8.79	4	3.7
6	1	10	9.78	11.05	5	4.7
8	1.25	13	12.73	14.38	6.5	6.14
10	1.5	17	16.73	18.9	8	7.64
12	1.75	19	18.67	21.1	10	9.64
14	2	22	21.67	24.49	11	10.3
16	2	24	23.67	26.75	13	12.3
20	2.5	30	29.16	32.95	16	14.9
24	3	36	35	39.55	19	17.7
30	3.5	46	45	50.85	24	22.7
36	4	55	53.8	60.79	29	27.4
42	4.5	65	63.1	71.3	34	32.4
48	5	75	73.1	82.6	38	36.4
56	5.5	85	82.8	93.56	45	43.4
64	6	95	92.8	104.86	51	49.1

Specification Requirements:

- Dimensions: DIN 934.
- Threads: 6H
- Material & Mechanical Properties: DIN 267 Part 4 Class 8.
- Finish: Fe/Zn 3A per ASTM F1941M
- Head Markings: Per ISO 898-2.
- Material Test Reports (If applicable): The MTR must have documented lot traceability, including full chemical and mechanical figures, to the specification(s) above.

Fastenal Product Standard: FNL.M.FHN.8.YZ

Hex Nuts, Metric, Class 8, Yellow Zinc

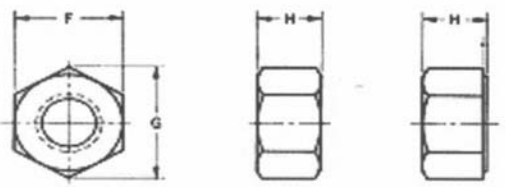

Size	Thread Pitch	F		G	H	
		Width Across Flats		Width Across Corners	Thickness	
		Max.	Min.	Min.	Max.	Min.
1.6	.35	3.2	3.02	3.41	1.3	1.05
2	.4	4	3.82	4.32	1.6	1.35
2.5	.45	5	4.82	5.45	2	1.75
3	.5	5.5	5.32	6.01	2.4	2.15
4	.7	7	6.78	7.66	3.2	2.9
5	.8	8	7.78	8.79	4	3.7
6	1	10	9.78	11.05	5	4.7
8	1.25	13	12.73	14.38	6.5	6.14
10	1.5	17	16.73	18.9	8	7.64
12	1.75	19	18.67	21.1	10	9.64
14	2	22	21.67	24.49	11	10.3
16	2	24	23.67	26.75	13	12.3
20	2.5	30	29.16	32.95	16	14.9
24	3	36	35	39.55	19	17.7
30	3.5	46	45	50.85	24	22.7
36	4	55	53.8	60.79	29	27.4
42	4.5	65	63.1	71.3	34	32.4
48	5	75	73.1	82.6	38	36.4
56	5.5	85	82.8	93.56	45	43.4
64	6	95	92.8	104.86	51	49.1

Specification Requirements:

- Dimensions: DIN 934.
- Threads: 6H
- Material & Mechanical Properties: DIN 267 Part 4 Class 8.
- Finish: Fe/Zn 5C per ASTM F1941M
- Head Markings: Per ISO 898-2.
- Material Test Reports (If applicable): The MTR must have documented lot traceability, including full chemical and mechanical figures, to the specification(s) above.

Hex Nuts

Fastenal Product Standard: FNL.M.FHN.10.P

Finished Hex Nuts, Metric, Class 10, Plain

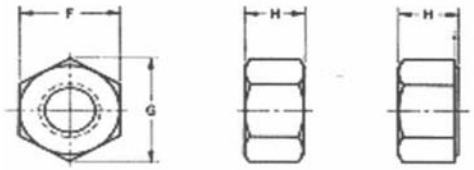

Size	Thread Pitch	F Width Across Flats Max.	F Width Across Flats Min.	G Width Across Corners Min.	H Thickness Max.	H Thickness Min.
1.6	.35	3.2	3.02	3.41	1.3	1.05
2	.4	4	3.82	4.32	1.6	1.35
2.5	.45	5	4.82	5.45	2	1.75
3	.5	5.5	5.32	6.01	2.4	2.15
4	.7	7	6.78	7.66	3.2	2.9
5	.8	8	7.78	8.79	4	3.7
6	1	10	9.78	11.05	5	4.7
8	1.25	13	12.73	14.38	6.5	6.14
10	1.5	17	16.73	18.9	8	7.64
12	1.75	19	18.67	21.1	10	9.64
14	2	22	21.67	24.49	11	10.3
16	2	24	23.67	26.75	13	12.3
20	2.5	30	29.16	32.95	16	14.9
24	3	36	35	39.55	19	17.7
30	3.5	46	45	50.85	24	22.7
36	4	55	53.8	60.79	29	27.4
42	4.5	65	63.1	71.3	34	32.4
48	5	75	73.1	82.6	38	36.4
56	5.5	85	82.8	93.56	45	43.4
64	6	95	92.8	104.86	51	49.1

Specification Requirements:

- Dimensions: DIN 934
- Threads: 6H
- Material & Mechanical Properties: ISO 898-2 Class 10.
- Finish: Light protective oil.
- Head Markings: Per ISO 898-2.
- Material Test Reports: (If applicable) The MTR must have documented lot traceability, including full chemical and mechanical figures, to the specification(s) above.

Fastenal Product Standard: FNL.M.FHN.10.Z

Hex Nuts, Metric, Class 10, Zinc Plated

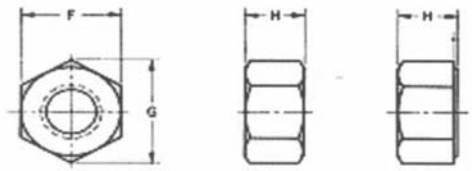

Size	Thread Pitch	F Width Across Flats Max.	F Width Across Flats Min.	G Width Across Corners Min.	H Thickness Max.	H Thickness Min.
1.6	.35	3.2	3.02	3.41	1.3	1.05
2	.4	4	3.82	4.32	1.6	1.35
2.5	.45	5	4.82	5.45	2	1.75
3	.5	5.5	5.32	6.01	2.4	2.15
4	.7	7	6.78	7.66	3.2	2.9
5	.8	8	7.78	8.79	4	3.7
6	1	10	9.78	11.05	5	4.7
8	1.25	13	12.73	14.38	6.5	6.14
10	1.5	17	16.73	18.9	8	7.64
12	1.75	19	18.67	21.1	10	9.64
14	2	22	21.67	24.49	11	10.3
16	2	24	23.67	26.75	13	12.3
20	2.5	30	29.16	32.95	16	14.9
24	3	36	35	39.55	19	17.7
30	3.5	46	45	50.85	24	22.7
36	4	55	53.8	60.79	29	27.4
42	4.5	65	63.1	71.3	34	32.4
48	5	75	73.1	82.6	38	36.4
56	5.5	85	82.8	93.56	45	43.4
64	6	95	92.8	104.86	51	49.1

Specification Requirements:

- Dimensions: DIN 934.
- Threads: 6H.
- Material & Mechanical Properties: ISO 898-2 Class 10
- Finish: Fe/Zn 3A per ASTM F1941M
- Head Markings: Per ISO 898-2.
- Material Test Reports: (If applicable) The MTR must have documented lot traceability, including full chemical and mechanical figures, to the specification(s) above.

Fastenal Product Standard: FNL.M.JAM.8.P

Hex Jam Nuts, Metric, Class 8, Plain

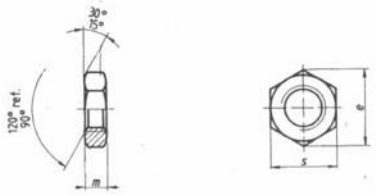

Diameter	E Min.	S Min.	S Max.	M Min.	M Max.
M2.5 - 0.45	5.45	4.82	5	1.35	1.60
M3-0.5	6.01	5.32	5.5	1.55	1.80
M3.5-0.6	6.58	5.82	6	1.75	2
M4-0.7	7.66	6.78	7	1.95	2.20
M5-0.8	8.79	7.78	8	2.45	2.70
M6-1.0	11.05	9.78	10	2.90	3.20
M8-1.25	14.38	12.73	13	3.70	4
M10-1.5	17.77	15.73	16	4.70	5
M12-1.75	20.03	17.73	18	5.7	6
M14-2.0	23.35	20.67	21	6.42	7
M16-2.0	26.75	23.67	24	7.42	8
M18-2.5	29.56	26.16	27	8.42	9
M20-2.5	32.95	29.16	30	9.10	10
M22-2.5	37.29	33	34	9.90	11
M24-3.0	39.55	35	36	10.90	12
M27-3.0	45.20	40	41	12.40	13.50
M30-3.5	50.85	45	46	13.90	15
M36-4.0	60.79	53.8	55	16.90	18

Specification Requirements:

- Dimensions: DIN 439B
- Threads: 6H
- Material & Mechanical Properties: ISO 898-2 Class 8
- Coating: Light protective oil.
- Material Test Reports: (If applicable) The MTR must have documented lot traceability, including full chemical and mechanical figures, to the specification(s) above.

Fastenal Product Standard: FNL.M.JAM.8.Z

Hex Jam Nuts, Metric, Class 8, Zinc Plated

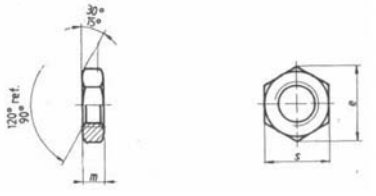

Diameter	E Min.	S Min.	S Max.	M Min.	M Max.
M2.5 - 0.45	5.45	4.82	5	1.35	1.60
M3-0.5	6.01	5.32	5.5	1.55	1.80
M3.5-0.6	6.58	5.82	6	1.75	2
M4-0.7	7.66	6.78	7	1.95	2.20
M5-0.8	8.79	7.78	8	2.45	2.70
M6-1.0	11.05	9.78	10	2.90	3.20
M8-1.25	14.38	12.73	13	3.70	4
M10-1.5	17.77	15.73	16	4.70	5
M12-1.75	20.03	17.73	18	5.7	6
M14-2.0	23.35	20.67	21	6.42	7
M16-2.0	26.75	23.67	24	7.42	8
M18-2.5	29.56	26.16	27	8.42	9
M20-2.5	32.95	29.16	30	9.10	10
M22-2.5	37.29	33	34	9.90	11
M24-3.0	39.55	35	36	10.90	12
M27-3.0	45.20	40	41	12.40	13.50
M30-3.5	50.85	45	46	13.90	15
M36-4.0	60.79	53.8	55	16.90	18

Specification Requirements:

- Dimensions: DIN 439B
- Threads: 6H
- Material & Mechanical Properties: ISO 898-2 Class 8
- Finish: Fe/Zn 3A per ASTM F1941M
- Material Test Reports: (If applicable) The MTR must have documented lot traceability, including full chemical and mechanical figures, to the specification(s) above.

Lock Nuts, Hex Nuts

Fastenal Product Standard: FNL.M.NYLK.8.Z

Nylon Insert Lock Nuts, Metric, Class 8, Zinc Plated

Diameter	E	S		H	
	Min.	Min.	Max.	Min.	Max.
M2.5 - 0.45	5.51	4.90	5	3.32	3.8
M3-0.5	6.01	5.32	5.5	3.7	4
M3.5-0.6	6.58	5.82	6	4.02	4.50
M4-0.7	7.66	6.78	7	4.7	5
M5-0.8	8.79	7.78	8	4.7	5
M6-1.0	11.05	9.78	10	5.7	6
M7-1.0	12.12	10.37	11	7.14	7.5
M8-1.25	14.38	12.73	13	7.64	8
M10-1.5	18.9	16.73	17	9.64	10
M12-1.75	21.1	18.67	19	11.57	12
M14-2.0	24.49	21.67	22	13.3	14
M16-2.0	26.75	23.67	24	15.3	16
M18-2.5	29.56	26.16	27	17.66	18.50
M20-2.5	32.95	29.16	30	18.7	20
M22-2.5	37.29	31	32	20.07	22
M24-3.0	39.55	35	36	22.7	24
M27-3.0	45.20	36	41	25.70	27
M30-3.5	50.85	37	46	28.7	30
M33-3.5	55.37	38	50	31.4	33
M36-4.0	60.79	39	55	34.4	36
M39-4.0	66.44	40	60	37.4	39
M42-4.5	72.09	41	65	40.4	42
M45-4.5	76.95	42	70	43.4	45
M48-5.0	82.6	43	75	46.4	48

Specification Requirements:

- Dimensions: DIN 985 (Dimensions for M2.5 and 3.5 listed above)
- Threads: 6H
- Material & Mechanical Properties: ISO 898-2 Class 8
- Finish: Fe/Zn 3A per ASTM F1941M
- Material Test Reports: (If applicable) The MTR must have documented lot traceability, including full chemical and mechanical figures, to the specification(s) above.

Fastenal Product Standard: FNL.M.TPLK.10.Z

Top Lock Nuts, Metric, Class 10, Zinc Plated

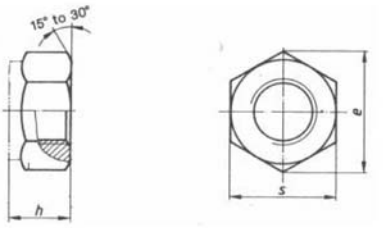

Diameter	E	S		H	
	Min.	Min.	Max.	Min.	Max.
M3-0.5	6.01	5.32	5.50	3.40	3.70
M4-0.7	7.66	6.78	7.00	3.90	4.20
M5-0.8	8.79	7.78	8.00	4.80	5.10
M6-1.0	11.05	9.78	10.00	5.70	6.00
M10-1.5	18.9	16.73	17.00	9.00	10.00
M12-1.75	21.1	18.67	19.00	11.00	12.00
M16-2.0	26.75	23.67	24.00	14.00	16.00
M20-2.5	32.95	29.16	30.00	18.00	20.00
M24-3.0	39.55	35.00	36.00	22.00	24.00

Specification Requirements:

- Dimensions: DIN 980
- Threads: 6H
- Material & Mechanical Properties: ISO 898-2, Class 10
- Finish: Fe/Zn 3A per ASTM F1941M
- Material Test Reports: (If applicable) The MTR must have documented lot traceability, including full chemical and mechanical figures, to the specification(s) above.

Fastenal Product Standard: FNL.M.FLN.8.Z

Flange Nuts, Metric, Class 8, Zinc Plated

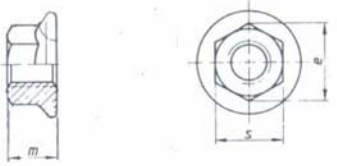

Diameter	E	M		S	
	Min.	Min.	Max.	Min.	Max.
M6-1.0	11.05	5.70	6.00	9.78	10.00
M8-1.25	14.38	7.60	8.00	12.73	13.00
M10-1.5	16.64	9.60	10.00	14.73	15.00
M12-1.75	20.03	11.60	12.00	17.73	18.00
M16-2.0	26.75	15.30	16.00	23.67	24.00
M20-2.5	32.95	18.90	20.00	29.67	30.00

Specification Requirements:

- Dimensions: DIN 6923
- Threads: 6H
- Material & Mechanical Properties: ISO 898-2, Class 8
- Finish: Fe/Zn 3A per ASTM F1941M
- Material Test Reports: (If applicable) The MTR must have documented lot traceability, including full chemical and mechanical figures, to the specification(s) above.

Fastenal Product Standard: FNL.M.CAS.Z

Castle Nuts, Metric, Class 8, Zinc Plated

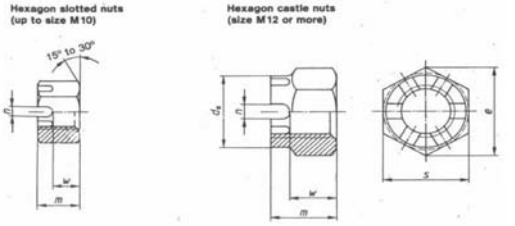

Diameter	De		M		S		W		N		E
	Min.	Max.	Min.	Max.	Min.	Max.	Min.	Max.	Min.	Max.	Min.
M4-0.7	-	-	4.7	5.00	6.78	7.00	2.90	3.20	1.20	1.45	7.66
M5-0.8	-	-	5.7	6.00	7.78	8.00	3.70	4.00	1.40	1.65	8.79
M6-1.0	-	-	7.14	7.50	9.78	10.00	4.7	5.00	2.25	2.0	11.05
M8-1.25	-	-	9.14	9.50	12.73	13.00	5.2	5.5	2.50	2.75	14.38
M10-1.5	-	-	11.57	12.00	15.73	17.00	7.64	8.0	2.80	3.05	17.77
M12-1.75	15.57	17.00	14.57	15.00	17.73	19.00	9.64	10.0	3.5	3.8	20.03
M16-2.0	21.48	22.00	18.48	19.00	23.67	24.00	12.57	13.0	4.5	4.8	26.75
M20-2.5	27.3	28.00	21.16	22.00	29.16	30.00	15.57	16.00	4.5	4.8	32.95
M24-3.0	33.00	34.00	26.16	27.00	35.00	36.00	18.48	19.00	5.5	5.8	39.55
M30-3.5	41.00	42.00	32.00	33.00	45.00	46.00	23.48	24.00	7.0	7.36	50.85
M36-4.0	49.00	50.00	37.00	38.00	53.80	55.00	28.48	29.00	7.0	7.36	60.79
M42-4.5	56.8	58.00	45.00	46.00	63.1	65.00	33.38	34.00	9.0	9.36	71.30

Specification Requirements:

- Dimensions: DIN 935, Part 1
- Threads: 6H
- Material & Mechanical Properties: ISO 898-2, Class 8
- Finish: Fe/Zn 3A per ASTM F1941
- Material Test Reports: (If applicable) The MTR must have documented lot traceability, including full chemical and mechanical figures, to the specification(s) above.

Acorn Nuts, Wing Nuts

Fastenal Product Standard: FNL.M.ACORN.Z

Acorn Nuts, Metric, Class 6, Zinc Plated

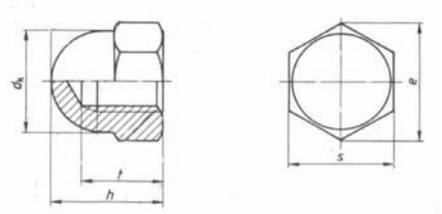

Diameter	dk	e	h		s		t	
	Max.	Min	Min	Max.	Min.	Max.	Min.	Max.
M3-0.5	5.5	6.08	5.42	6.3	4.64	5.5	3.56	3.9
M4-0.7	6.5	7.5	7.42	8.0	6.64	7.0	5.26	5.74
M5-0.8	7.5	8.63	9.42	10.0	7.64	8.0	7.21	7.79
M6-1.0	9.5	10.89	11.3	12.0	9.64	10.0	7.71	8.29
M8-1.25	12.5	14.2	14.3	15.0	12.57	13.0	10.65	11.35
M10-1.5	16	17.59	17.3	18.8	15.57	17.0	12.65	13.35
M12-1.75	18	19.85	21.16	22.0	17.57	19.0	15.65	16.35
M16-2.0	23	26.17	27.16	28.0	23.16	24.0	20.58	21.24
M20-2.5	28	32.95	33.00	34.0	29.16	30.0	25.58	26.42
M24-3.0	34	39.55	41.00	42.0	35.00	36.0	30.50	31.50

Specification Requirements:

- Dimensions: DIN 1587
- Threads: 6H
- Material & Mechanical Properties: ISO 898-2, Class 6.
- Finish: Fe/Zn 3A per ASTM F1941M
- Material Test Reports: (If applicable) The MTR must have documented lot traceability, including full chemical and mechanical figures, to the specification(s) above.

Fastenal Product Standard: FNL.M.WING.Z

Wing Nuts, Metric, Zinc Plated

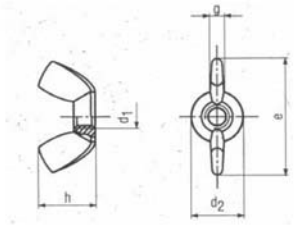

d1	e	h	d2	g
	+/_ 1.0	+/- 1.0	+/- 1.0	+/- .5
M3	17.6	8.6	8	1.6
M4	17.6	8.6	8	1.6
M5	22.5	11	10.3	2.1
M6	27.5	13.6	12.7	2.5
M8	30.3	14.8	13.8	2.8
M10	36.2	17.7	16.5	3.3
M12	49.4	24.1	22.5	4.5

Specification Requirements:

- Dimensions: See dimensions above.
- Threads: 6H
- Material & Mechanical Properties: Carbon steel. HRB 80 to HRC 30.
- Finish: Fe/Zn 3A per ASTM F1941M
- Material Test Reports: (If applicable) The MTR must have documented lot traceability, including full chemical and mechanical figures, to the specification(s) above.

Fastenal Product Standard: FNL.M.SQN.5.Z

Square Nuts, Metric, Class 5, Zinc Plated

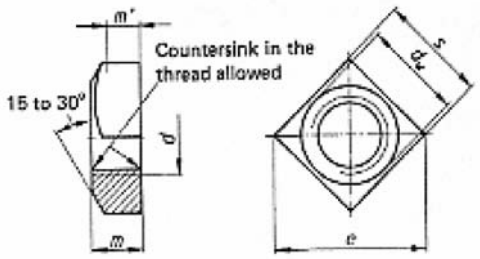

Specification Requirements:

- Dimensions: DIN 557
- Threads: 7H
- Material & Mechanical Properties: DIN 267 Part 4 Class 5.
- Finish: Fe/Zn 3A per ASTM F1941M.
- Head Markings: Per ISO 898-2.
- Material Test Reports: (If applicable) The MTR must have documented lot traceability, including full chemical and mechanical figures, to the specification(s) above.

Size	p	dw	e	m		m1	s	
		Min.	Nom.	Max.	Min.	Min.	Max.	Min.
5	0.8	6.7	11.3	4.6	3.4	2.4	8	7.64
6	1	8.7	14.1	5.6	4.4	3.1	10	9.64
8	1.25	11.5	18.4	7.25	5.75	4	13	12.57
10	1.5	14.5/15.5	22.6/24	8.75	7.25	5.1	16/17	15.57/16.57
12	1.75	16.5/17.2	25.4/26.9	10.75	9.25	6.4	18/19	17.57/18.48
16	2	22	33.9	13.9	12.1	8.5	24	23.16
20	2.5	27.7	42.4	16.9	15.1	10.6	30	29.16

Flange Bolts

Fastenal Product Standard: FNL.M.FLB.8.8.Z

Flange Bolts, Metric, Class 8.8, Zinc Plated

d	e	s		ds		k	k1
	min.	min.	max.	min.	max.	max.	min.
M5	8.7	7.78	8	4.82	5	5.4	2
M6	10.95	9.78	10	5.82	6	6.6	2.5
M8	14.26	12.73	13	7.78	8	8.1	3.2
M10	16.5	14.73	15	9.78	10	9.2	3.6
M12	17.62	15.73	16	11.73	12	11.5	4.6
M14	19.86	17.73	18	13.73	14	12.8	5.1
M16	23.15	20.67	21	15.73	16	14.4	5.8
M20	29.87	26.67	27	19.67	20	17.1	6.8

Thread d			M5		M6		M8		M10		M12		M14		M16		M20	
l			ls	lg	ls	lg	ls	lg	ls	lg	ls	lg	ls	lg	ls	lg	ls	lg
nom.	min.	max.	min.	Max.	min.	Max.	min.	Max.	min.	Max.	min.	Max.	min.	Max.	min.	Max.	min.	Max.
10	9.71	10.29	-	2.4														
12	11.65	12.35	-	2.4	-	3												
16	15.65	16.35	-	2.4	-	3	-	4										
20	19.58	20.42	-	4	-	3	-	4	-	4.5								
25	24.58	25.42	5	9	2	7	-	4	-	4.5	-	5.3						
30	29.58	30.42	10	14	7	12	-	8	-	4.5	-	5.3	-	6				
35	34.5	3505	15	19	12	17	6.75	13	-	9	-	5.3	-	6	-	6		
40	39.5	40.5	20	24	17	22	11.75	18	6.5	14	-	10	-	6	-	6	-	7.5
45	44.5	45.5	25	29	22	27	16.75	23	11.5	19	6.25	15	-	11	-	6	-	7.5
50	49.5	50.5	30	34	27	32	21.75	28	16.5	24	11.25	20	6	16	-	12	-	7.5
55	54.4	55.6			32	37	26.75	33	21.5	29	16.25	25	11	21	7	17	-	9
60	59.4	60.6			37	42	31.75	38	26.5	34	21.25	30	16	26	12	22	-	14
65	64.4	65.6					36.75	43	31.5	39	26.25	35	21	31	17	27	6.5	19
70	69.4	70.6					41.75	48	36.5	44	31.25	40	26	36	22	32	11.5	24
80	79.4	80.6					51.75	58	46.5	54	41.25	50	36	46	32	42	21.5	34
90	89.3	90.7							56.5	64	51.25	60	46	56	42	52	31.5	44
100	99.3	100.7							66.5	74	61.25	70	56	66	52	62	41.5	54
110	109.3	110.7									71.25	80	66	76	62	72	51.5	64
120	119.3	120.7									81.25	90	76	86	72	82	61.5	74
130	129.2	130.8											80	90	76	86	65.5	78
140	139.2	140.8											90	100	86	96	75.5	88
150	149.2	150.8													96	106	85.5	98
160	159.2	160.8													106	116	95.5	108
180	179.2	180.8															115.5	128
200	199	201															135.5	148

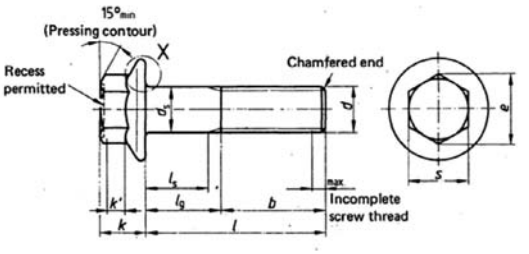

Specification Requirements:

- Dimensions: DIN 6921
- Threads: 6g
- Material & Mechanical Properties: ISO 898-1, Class 8.8
- Finish: Fe/Zn 5C per ASTM F1941M
- Material Test Reports (If applicable): The MTR must have documented lot traceability, including full chemical and mechanical figures, to the specification(s) above.

Fastenal Product Standard: FNL.M.FLB.8.8.YZ

Flange Bolts, Metric, Class 8.8, Yellow Zinc Plated

d	e	s		ds		k	k1
	min.	min.	max.	min.	max.	max.	min.
M5	8.7	7.78	8	4.82	5	5.4	2
M6	10.95	9.78	10	5.82	6	6.6	2.5
M8	14.26	12.73	13	7.78	8	8.1	3.2
M10	16.5	14.73	15	9.78	10	9.2	3.6
M12	17.62	15.73	16	11.73	12	11.5	4.6
M14	19.86	17.73	18	13.73	14	12.8	5.1
M16	23.15	20.67	21	15.73	16	14.4	5.8
M20	29.87	26.67	27	19.67	20	17.1	6.8

Thread d			M5		M6		M8		M10		M12		M14		M16		M20	
l			ls	lg	ls	lg	ls	lg	ls	lg	ls	lg	ls	lg	ls	lg	ls	lg
nom.	min.	max.	min.	Max.	min.	Max.	min.	Max.	min.	Max.	min.	Max.	min.	Max.	min.	Max.	min.	Max.
10	9.71	10.29	-	2.4														
12	11.65	12.35	-	2.4	-	3												
16	15.65	16.35	-	2.4	-	3	-	4										
20	19.58	20.42	-	4	-	3	-	4	-	4.5								
25	24.58	25.42	5	9	2	7	-	4	-	4.5	-	5.3						
30	29.58	30.42	10	14	7	12	-	8	-	4.5	-	5.3	-	6				
35	34.5	3505	15	19	12	17	6.75	13	-	9	-	5.3	-	6	-	6		
40	39.5	40.5	20	24	17	22	11.75	18	6.5	14	-	10	-	6	-	6	-	7.5
45	44.5	45.5	25	29	22	27	16.75	23	11.5	19	6.25	15	-	11	-	6	-	7.5
50	49.5	50.5	30	34	27	32	21.75	28	16.5	24	11.25	20	6	16	-	12	-	7.5
55	54.4	55.6			32	37	26.75	33	21.5	29	16.25	25	11	21	7	17	-	9
60	59.4	60.6			37	42	31.75	38	26.5	34	21.25	30	16	26	12	22	-	14
65	64.4	65.6					36.75	43	31.5	39	26.25	35	21	31	17	27	6.5	19
70	69.4	70.6					41.75	48	36.5	44	31.25	40	26	36	22	32	11.5	24
80	79.4	80.6					51.75	58	46.5	54	41.25	50	36	46	32	42	21.5	34
90	89.3	90.7							56.5	64	51.25	60	46	56	42	52	31.5	44
100	99.3	100.7							66.5	74	61.25	70	56	66	52	62	41.5	54
110	109.3	110.7									71.25	80	66	76	62	72	51.5	64
120	119.3	120.7									81.25	90	76	86	72	82	61.5	74
130	129.2	130.8											80	90	76	86	65.5	78
140	139.2	140.8											90	100	86	96	75.5	88
150	149.2	150.8													96	106	85.5	98
160	159.2	160.8													106	116	95.5	108
180	179.2	180.8															115.5	128
200	199	201															135.5	148

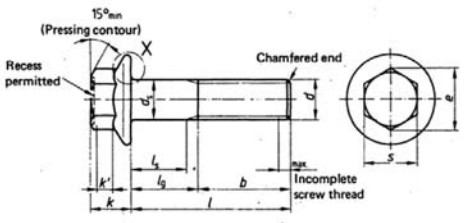

Specification Requirements:

- Dimensions: DIN 6921
- Threads: 6g
- Material & Mechanical Properties: ISO 898-1, Class 8.8
- Finish: Fe/Zn 5C per ASTM F1941M
- Material Test Reports (If applicable): The MTR must have documented lot traceability, including full chemical and mechanical figures, to the specification(s) above.

Threaded Rods

Fastenal Product Standard: FNL.M.TROD.4.6

Threaded Rod, Metric, Class 4.6, Plain

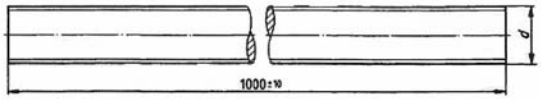

Thread, d	M2	M2.5	M3	(M3.5)	M4	M5	M6
Thread, d	M8	M10	M12	(M14)	M16	(M18)	
Thread, d	M20	(M22)	M24	(M27)	M30	(M33)	
Thread, d	M36	(M39)	M42	(M45)	M48	(M52)	M56

Specification Requirements:

- Dimensions: DIN 975
- Threads: 6g
- Material & Mechanical Properties: ISO 898 Part 1, Class 4.6
- Finish: Light protective oil.
- Material Test Reports: (If applicable) The MTR must have documented lot traceability, including full chemical and mechanical figures, to the specification(s) above.

Fastenal Product Standard: FNL.M.TROD.8.8

Threaded Rod, Metric, Class 8.8, Plain

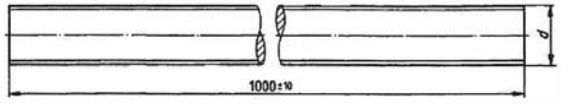

Thread, d	M2	M2.5	M3	(M3.5)	M4	M5	M6
Thread, d	M8	M10	M12	(M14)	M16	(M18)	
Thread, d	M20	(M22)	M24	(M27)	M30	(M33)	
Thread, d	M36	(M39)	M42	(M45)	M48	(M52)	M56

Specification Requirements:

- Dimensions: DIN 975
- Threads: 6g
- Material & Mechanical Properties: ISO 898 Part 1, Class 8.8.
- Finish: Light protective oil.
- Material Test Reports: (If applicable) The MTR must have documented lot traceability, including full chemical and mechanical figures, to the specification(s) above.

Fastenal Product Standard: FNL.M.PP.P

Socket Pipe Plugs, Metric, Plain Finish

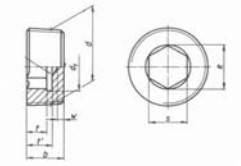

Size:		b	e	s	t	t1	w
		js16	min.	D12	min.	min.	min.
M8X1	-	8	4.6	4	4	4.7	2
M10X1	-	8	5.7	5	4	4.7	2
M12X1.5	-	10	6.9	6	5	5.9	2
-	-	10	8	7	5	6	2
M14X1.5	-	10	8	7	5	6	2
M16X1.5	-	10	9.2	8	5	6.2	2
-	-	10	9.2	8	5	6.2	2
M18X1.5	-	10	9.2	8	5	6.2	2
M20X1.5	-	10	11.4	10	5	6.4	2
-	-	10	11.4	10	5	6.4	2
M22X1.5	-	10	11.4	10	5	6.4	2
M24X1.5	-	12	13.7	12	6	7.7	2
M26X1.5	-	12	13.7	12	6	7.7	2
-	M27X2	12	13.7	12	6	7.7	2
M30X1.5	M30X2	12	19.4	17	6	7.7	2
-	M33X2	12	19.4	17	6	7.7	2
M36X1.5	M36X2	15	21.7	19	7.5	9.2	3
M38X1.5	-	15	21.7	19	7.5	9.2	3
-	M39X2	15	21.7	19	7.5	9.2	3
M42X1.5	M42X2	18	25.2	22	11.5	13.3	3
M45X1.5	M245X2	18	25.2	22	11.5	13.3	3
M48X1.5	M48X2	20	27.4	24	11.5	13.5	4
M52X1.5	M52X2	20	27.4	24	11.5	13.5	4
-	M56X2	22	36.6	32	13	15.6	4
-	M60X2	22	36.6	32	13	15.6	4

Specification Requirements:

- Dimensions: DIN 906.
- Material & Mechanical Properties: Per DIN 906
- Threads: DIN 158.
- Finish: Light protective oil.
- Material Test Reports (If applicable) The MTR must have documented lot traceability, including full chemical and mechanical figures, to the specifications(s) above.

Fastenal Product Standard: FNL.M.931.A2

Hex Cap Screw, DIN 931 Partially Threaded, A2-70 Stainless Steel

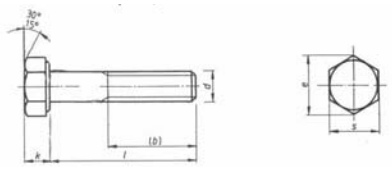

Nominal Size	d1			S			K					DIN 931 Thread Length for Bolt Lengths		
	Body Diameter			Width Across Flats			Head Height					125mm & Shorter	Over 125mm & Less than	Over 200mm
	Max.	Min.		Max.	Min.			Grade A		Grade B				
		Grade A	Grade B	Nom.	Grade A	Grade B	Nom.	Min.	Max.	Min.	Max.	Nom.	Nom.	Nom.
3	3	2.86	-	5.5	5.32	-	2	1.88	2.12	-	-	12	-	-
4	4	3.82	-	7	6.78	-	2.8	2.68	2.92	-	-	14	-	-
5	5	4.82	-	8	7.78	-	3.5	3.35	3.65	-	-	16	22	-
6	6	5.82	-	10	9.78	-	4	3.85	4.15	-	-	18	24	-
7	7	6.78	-	11	10.73	-	4.8	4.65	4.95	-	-	20	26	-
8	8	7.78	-	13	12.73	-	5.3	5.15	5.45	-	-	22	28	-
10	10	9.78	-	17	16.73	-	6.4	6.22	6.58	-	-	26	32	45
12	12	11.73	-	19	18.67	-	7.5	7.32	7.68	-	-	30	36	49
14	14	13.73	-	22	21.67	-	8.8	8.62	8.98	-	-	34	40	53
16	16	15.73	15.57	24	23.67	23.16	10	9.82	10.18	9.71	10.29	38	44	57
18	18	17.73	17.57	27	26.67	26.16	11.5	11.28	11.72	11.15	11.85	42	48	61
20	20	19.67	19.48	30	29.67	29.16	12.5	12.28	12.72	12.15	12.85	46	52	65
22	22	21.67	21.48	32	31.61	31	14	13.78	14.22	13.65	14.35	50	56	69
24	24	23.67	23.48	36	35.38	35	15	14.78	15.22	14.65	15.35	54	60	73
27	27	-	26.48	41	-	40	17	-	-	16.65	17.35	60	66	79
30	30	-	29.48	46	-	45	18.7	-	-	18.28	19.12	66	72	85
33	33	-	32.38	50	-	49	21	-	-	20.58	21.42	72	78	91
36	36	-	35.38	55	-	53.8	22.5	-	-	22.08	22.92	78	84	97
39	39	-	38.38	60	-	58.8	25	-	-	24.58	25.42	84	90	103

Specification Requirements:

- Dimensions: DIN 931.
- Threads: 6g
- Material& Mechanical Properties: A2-70 stainless steel.
- Finish: Cleaned or de-scaled in accordance with ASTM A380.
- Material Test Reports: (If applicable) The MTR must have documented lot traceability, including full chemical and mechanical figures, to the specification(s) above.

Fastenal Product Standard: FNL.M.933.A2

Hex Cap Screw, DIN 933 Fully Threaded, A2-70 Stainless Steel

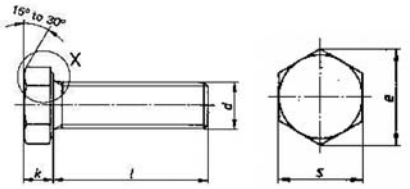

Nominal Size	e		S			K				
	Width Across Corners		Width Across Flats			Head Height				
	Min.		Max.	Min.			Grade A		Grade B	
	Grade A	Grade B	Nom.	Grade A	Grade B	Nom.	Min.	Max.	Min.	Max.
3	6.01	-	5.5	5.32	-	2	1.88	2.12	-	-
4	7.66	-	7	6.78	-	2.8	2.68	2.92	-	-
5	8.79	-	8	7.78	-	3.5	3.35	3.65	-	-
6	11.05	-	10	9.78	-	4	3.85	4.15	-	-
7	12.12	-	11	10.73	-	4.8	4.65	4.95	-	-
8	14.38	-	13	12.73	-	5.3	5.15	5.45	-	-
10	18.9	-	17	16.73	-	6.4	6.22	6.58	-	-
12	21.1	-	19	18.67	-	7.5	7.32	7.68	-	-
14	24.49	-	22	21.67	-	8.8	8.62	8.98	-	-
16	26.75	26.17	24	23.67	23.16	10	9.82	10.18	9.71	10.29
18	30.14	29.56	27	26.67	26.16	11.5	11.28	11.72	11.15	11.85
20	33.53	32.95	30	29.67	29.16	12.5	12.28	12.72	12.15	12.85
22	35.72	35.03	32	31.61	31	14	13.78	14.22	13.65	14.35
24	39.98	39.55	36	35.38	35	15	14.78	15.22	14.65	15.35
27	-	45.2	41	-	40	17	-	-	16.65	17.35
30	-	50.85	46	-	45	18.7	-	-	18.28	19.12
33	-	55.37	50	-	49	21	-	-	20.58	21.42
36	-	60.79	55	-	53.8	22.5	-	-	22.08	22.92
39	-	66.44	60	-	58.8	25	-	-	24.58	25.42

Specification Requirements:

- Dimensions: DIN 933.
- Threads: 6g
- Material & Mechanical Properties: A2-70 stainless steel
- Finish: Cleaned or de-scaled in accordance with ASTM A380.
- Material Test Reports: (If applicable) The MTR must have documented lot traceability, including full chemical and mechanical figures, to the specification(s) above.

Fastenal Product Standard: FNL.M.931.A4

Hex Cap Screw, DIN 931 Partially Threaded, A4-70 Stainless Steel

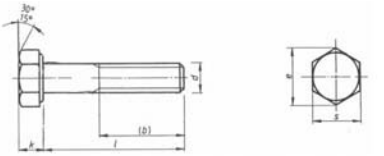

Nominal Size	d1			S			K					DIN 931 Thread Length for Bolt Lengths		
	Body Diameter			Width Across Flats			Head Height					125mm & Shorter	Over 125mm & Less than	Over 200mm
	Max.	Min.		Max.	Min.			Grade A		Grade B				
		Grade A	Grade B	Nom.	Grade A	Grade B	Nom.	Min.	Max.	Min.	Max.	Nom.	Nom.	Nom.
3	3	2.86	-	5.5	5.32	-	2	1.88	2.12	-	-	12	-	-
4	4	3.82	-	7	6.78	-	2.8	2.68	2.92	-	-	14	-	-
5	5	4.82	-	8	7.78	-	3.5	3.35	3.65	-	-	16	22	-
6	6	5.82	-	10	9.78	-	4	3.85	4.15	-	-	18	24	-
7	7	6.78	-	11	10.73	-	4.8	4.65	4.95	-	-	20	26	-
8	8	7.78	-	13	12.73	-	5.3	5.15	5.45	-	-	22	28	-
10	10	9.78	-	17	16.73	-	6.4	6.22	6.58	-	-	26	32	45
12	12	11.73	-	19	18.67	-	7.5	7.32	7.68	-	-	30	36	49
14	14	13.73	-	22	21.67	-	8.8	8.62	8.98	-	-	34	40	53
16	16	15.73	15.57	24	23.67	23.16	10	9.82	10.18	9.71	10.29	38	44	57
18	18	17.73	17.57	27	26.67	26.16	11.5	11.28	11.72	11.15	11.85	42	48	61
20	20	19.67	19.48	30	29.67	29.16	12.5	12.28	12.72	12.15	12.85	46	52	65
22	22	21.67	21.48	32	31.61	31	14	13.78	14.22	13.65	14.35	50	56	69
24	24	23.67	23.48	36	35.38	35	15	14.78	15.22	14.65	15.35	54	60	73
27	27	-	26.48	41	-	40	17	-	-	16.65	17.35	60	66	79
30	30	-	29.48	46	-	45	18.7	-	-	18.28	19.12	66	72	85
33	33	-	32.38	50	-	49	21	-	-	20.58	21.42	72	78	91
36	36	-	35.38	55	-	53.8	22.5	-	-	22.08	22.92	78	84	97
39	39	-	38.38	60	-	58.8	25	-	-	24.58	25.42	84	90	103

Specification Requirements:

- Dimensions: DIN 931.
- Threads: 6g
- Material & Mechanical Properties: A4-70 stainless steel.
- Finish: Cleaned or de-scaled in accordance with ASTM A380.
- Material Test Reports: (If applicable) The MTR must have documented lot traceability, including full chemical and mechanical figures, to the specification(s) above.

Fastenal Product Standard: FNL.M.933.A4

Hex Cap Screw, DIN 933 Fully Threaded, A4-70 Stainless Steel

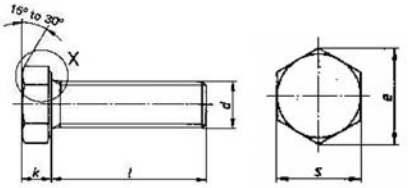

Nominal Size	e		S			K				
	Width Across Corners		Width Across Flats			Head Height				
	Min.		Max.	Min.			Grade A		Grade B	
	Grade A	Grade B	Nom.	Grade A	Grade B	Nom.	Min.	Max.	Min.	Max.
3	6.01	-	5.5	5.32	-	2	1.88	2.12	-	-
4	7.66	-	7	6.78	-	2.8	2.68	2.92	-	-
5	8.79	-	8	7.78	-	3.5	3.35	3.65	-	-
6	11.05	-	10	9.78	-	4	3.85	4.15	-	-
7	12.12	-	11	10.73	-	4.8	4.65	4.95	-	-
8	14.38	-	13	12.73	-	5.3	5.15	5.45	-	-
10	18.9	-	17	16.73	-	6.4	6.22	6.58	-	-
12	21.1	-	19	18.67	-	7.5	7.32	7.68	-	-
14	24.49	-	22	21.67	-	8.8	8.62	8.98	-	-
16	26.75	26.17	24	23.67	23.16	10	9.82	10.18	9.71	10.29
18	30.14	29.56	27	26.67	26.16	11.5	11.28	11.72	11.15	11.85
20	33.53	32.95	30	29.67	29.16	12.5	12.28	12.72	12.15	12.85
22	35.72	35.03	32	31.61	31	14	13.78	14.22	13.65	14.35
24	39.98	39.55	36	35.38	35	15	14.78	15.22	14.65	15.35
27	-	45.2	41	-	40	17	-	-	16.65	17.35
30	-	50.85	46	-	45	18.7	-	-	18.28	19.12
33	-	55.37	50	-	49	21	-	-	20.58	21.42
36	-	60.79	55	-	53.8	22.5	-	-	22.08	22.92
39	-	66.44	60	-	58.8	25	-	-	24.58	25.42

Specification Requirements:

- Dimensions: DIN 933.
- Threads: 6g
- Material & Mechanical Properties: A4-70 stainless steel.
- Finish: Cleaned or de-scaled in accordance with ASTM A380.
- Material Test Reports: (If applicable) The MTR must have documented lot traceability, including full chemical and mechanical figures, to the specification(s) above.

Fastenal Product Standard: FNL.M.SHCS.A2

Socket Head Cap Screws, Metric, A2 Stainless Steel

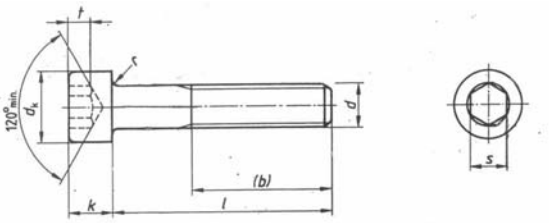

Nominal Size (mm)	d1 Body Dia Max.	d1 Body Dia Min.	d2 Head Diameter Max.	d2 Head Diameter Min.	k Head Height Max.	k Head Height Min.	s Socket Size Nom	s Socket Size Max	s Socket Size Min	t Key Engagement Min	b Thread Length Ref
1.6	1.60	1.46	3.14	2.86	1.60	1.46	1.5	1.56	1.52	0.7	15
2	2.00	1.86	3.98	3.62	2.00	1.86	1.5	1.56	1.52	1	16
2.5	2.50	2.36	4.68	4.32	2.50	2.36	2	2.06	2.02	1.1	17
3	3.00	2.86	5.68	5.32	3.00	2.86	2.5	2.58	2.52	1.3	18
4	4.00	3.82	7.22	6.78	4.00	3.82	3	3.08	3.02	2	20
5	5.00	4.82	8.72	8.28	5.00	4.82	4	4.095	4.02	2.5	22
6	6.00	5.82	10.22	9.78	6.00	5.70	5	5.14	5.02	3	24
8	8.00	7.78	13.27	12.73	8.00	7.64	6	6.14	6.02	4	28
10	10.00	9.78	16.27	15.73	10.00	9.64	8	8.175	8.025	5	32
12	12.00	11.73	18.27	17.73	12.00	11.57	10	10.175	10.025	6	36
14	14.00	13.73	21.33	20.67	14.00	13.57	12	12.212	12.032	7	40
16	16.00	15.73	24.33	23.67	16.00	15.57	14	14.212	14.032	8	44
18	18.00	17.73	27.33	26.67	18.00	17.57	14	14.212	14.032	9	48
20	20.00	19.67	30.33	29.67	20.00	19.48	17	17.23	17.05	10	52
22	22.00	21.67	33.39	32.61	22.00	21.48	17	17.23	17.05	11	56
24	24.00	23.67	36.39	35.61	24.00	23.48	19	19.275	19.065	12	60
27	27.00	26.67	40.39	39.61	27.00	26.48	19	19.275	19.065	13.5	66
30	30.00	29.67	45.39	44.61	30.00	29.48	22	22.275	22.065	15.5	72
33	33.00	32.61	50.39	49.61	33.00	32.38	24	24.275	24.065	18	78
36	36.00	35.61	54.46	53.54	36.00	35.38	27	27.275	27.065	19	84
42	42.00	41.61	63.46	62.54	42.00	41.38	32	32.33	32.08	24	96

Specification Requirements:

- Dimensions: DIN 912.
- Threads: 6g
- Material & Mechanical Properties: A2-70 Stainless Steel, Cold Worked.
- Finish: Clean or descaled per ASTM A380
- Material Test Reports: (If applicable) The MTR must have documented lot traceability, including full chemical and mechanical figures, to the specification(s) above.

Cap Screws

Fastenal Product Standard: FNL.M.SHCS.A4

Socket Head Cap Screws, Metric, A4 Stainless Steel

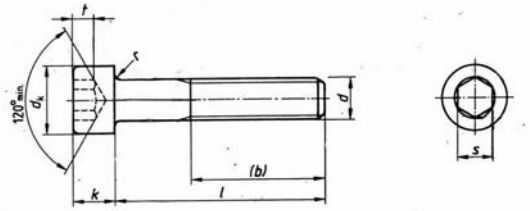

Nominal Size	d1		d2		k		s			t	b
	Body Dia		Head Diameter		Head Height		Socket Size			Key Engagement	Thread Length
(mm)	Max.	Min.	Max.	Min.	Max.	Min.	Nom	Max	Min	Min	Ref
1.6	1.60	1.46	3.14	2.86	1.60	1.46	1.5	1.56	1.52	0.7	15
2	2.00	1.86	3.98	3.62	2.00	1.86	1.5	1.56	1.52	1	16
2.5	2.50	2.36	4.68	4.32	2.50	2.36	2	2.06	2.02	1.1	17
3	3.00	2.86	5.68	5.32	3.00	2.86	2.5	2.58	2.52	1.3	18
4	4.00	3.82	7.22	6.78	4.00	3.82	3	3.08	3.02	2	20
5	5.00	4.82	8.72	8.28	5.00	4.82	4	4.095	4.02	2.5	22
6	6.00	5.82	10.22	9.78	6.00	5.70	5	5.14	5.02	3	24
8	8.00	7.78	13.27	12.73	8.00	7.64	6	6.14	6.02	4	28
10	10.00	9.78	16.27	15.73	10.00	9.64	8	8.175	8.025	5	32
12	12.00	11.73	18.27	17.73	12.00	11.57	10	10.175	10.025	6	36
14	14.00	13.73	21.33	20.67	14.00	13.57	12	12.212	12.032	7	40
16	16.00	15.73	24.33	23.67	16.00	15.57	14	14.212	14.032	8	44
18	18.00	17.73	27.33	26.67	18.00	17.57	14	14.212	14.032	9	48
20	20.00	19.67	30.33	29.67	20.00	19.48	17	17.23	17.05	10	52
22	22.00	21.67	33.39	32.61	22.00	21.48	17	17.23	17.05	11	56
24	24.00	23.67	36.39	35.61	24.00	23.48	19	19.275	19.065	12	60
27	27.00	26.67	40.39	39.61	27.00	26.48	19	19.275	19.065	13.5	66
30	30.00	29.67	45.39	44.61	30.00	29.48	22	22.275	22.065	15.5	72
33	33.00	32.61	50.39	49.61	33.00	32.38	24	24.275	24.065	18	78
36	36.00	35.61	54.46	53.54	36.00	35.38	27	27.275	27.065	19	84
42	42.00	41.61	63.46	62.54	42.00	41.38	32	32.33	32.08	24	96

Specification Requirements:

- Dimensions: DIN 912.
- Threads: 6g
- Material & Mechanical Properties: A4-70 Stainless Steel, Cold Worked.
- Finish: Clean or descaled per ASTM A380
- Material Test Reports (If applicable): The MTR must have documented lot traceability, including full chemical and mechanical figures, to the specification(s) above.

Fastenal Product Standard: FNL.M.BHSCS.A2

Button Head Socket Cap Screws, Metric, A2 Stainless Steel

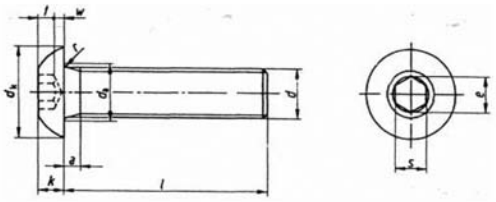

d	a		da	dk		e	k		r	s		t	w
	Min.	Max.	Max.	Min.	Max.	Min.	Min.	Max.	Min.	Min.	Max.	Min.	Min.
M3-0.5	0.5	1.0	3.6	5.4	5.7	2.3	1.40	1.65	0.1	2.020	2.045	1.04	0.2
M4-0.7	0.7	1.4	4.7	7.24	7.60	2.87	1.95	2.20	0.2	2.52	2.56	1.3	0.3
M5-0.8	0.8	1.6	5.7	9.14	9.50	3.44	2.50	2.75	0.2	3.020	3.071	1.56	0.38
M6-1.0	1	2	6.8	10.07	10.50	4.58	3.0	3.3	0.25	4.020	4.084	2.08	0.74
M8-1.25	1.25	2.5	9.2	13.57	14.00	5.72	4.1	4.4	0.4	5.020	5.084	2.6	1.05
M10-1.5	1.5	3.0	11.2	17.07	17.50	6.86	5.2	5.5	0.4	6.020	6.095	3.12	1.45
M12-1.75	1.75	3.5	14.2	20.48	21.00	9.15	6.24	6.60	0.6	8.025	8.115	4.16	1.63
M16-2.0	2	4	18.2	27.48	28.00	11.43	8.44	8.80	0.6	10.025	10.115	5.2	2.25

Specification Requirements:

- Dimensions: ISO 7380.
- Threads: 5g6g
- Material & Mechanical Properties: A2 Stainless Steel
- Finish: Cleaned or descaled per ASTM A380
- Material Test Reports (If applicable): The MTR must have documented lot traceability, including full chemical and mechanical figures, to the specification(s) above.

Fastenal Product Standard: FNL.M.LHSCS.A2

Low Head Socket Cap Screws, Metric, A2 Stainless Steel

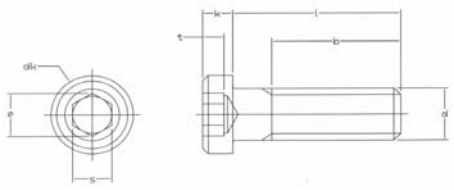

Diameter	dk		k		s		t		e
	Min.	Max.	Min.	Max.	Min.	Max.	Min.	Max.	Min.
M4	6.78	7	2.66	2.8	3.02	3.10	1.48	1.72	3.44
M5	8.28	8.5	3.32	3.5	4.02	4.12	1.88	2.12	4.58
M6	9.78	10	3.82	4	5.02	5.14	2.38	2.62	5.72
M8	12.73	13	4.82	5	6.02	6.14	2.88	3.12	6.86
M10	15.73	16	6.28	6.5	8.025	8.175	3.35	3.65	9.15
M12	17.73	18	7.28	7.5	10.025	10.175	3.85	4.15	11.43
M14	20.67	21	8.28	8.5	12.032	12.212	4.35	4.65	13.72
M16	23.67	24	9.78	10	14.032	14.212	5.35	5.65	16
M18	26.67	27	10.73	11	14.032	14.212	5.85	6.15	16
M20	29.67	30	11.73	12	17.05	17.23	6.32	6.68	19.44
M22	32.61	33	12.73	13	17.05	17.23	6.82	7.18	19.44
M24	35.61	36	13.73	14	19.065	19.275	6.82	7.18	21.73

Specification Requirements:

- Dimensions: DIN 6912
- Threads: 6g
- Material & Mechanical Properties: A2-70 Stainless Steel per ISO 3506-1.
- Finish: Cleaned or descaled per ASTM A380
- Material Test Reports (If applicable): The MTR must have documented lot traceability, including full chemical and mechanical figures, to the specification(s) above.

Fastenal Product Standard: FNL.M.FHSCS.A2

Flat Head Socket Cap Screws, Metric, A2 Stainless Steel

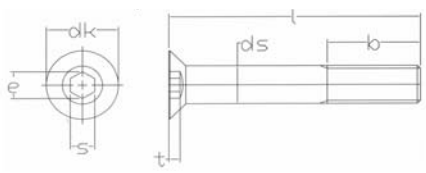

Diameter	dk		s		t		ds		e
	Min.	Max.	Min.	Max.	Min.	Max.	Min.	Max.	Min.
M3	5.7	6	2.02	2.10	0.95	1.2	2.86	3	2.3
M4	7.64	8	2.52	2.60	1.55	1.8	3.82	4	2.87
M5	9.64	10	3.02	3.10	2.05	2.3	4.82	5	3.44
M6	11.57	12	4.02	4.12	2.25	2.5	5.82	6	4.58
M8	15.57	16	5.02	5.14	3.2	3.5	7.78	8	5.72
M10	19.48	20	6.02	6.14	4.1	4.4	9.78	10	6.86
M12	23.48	24	8.025	8.175	4.3	4.6	11.73	12	9.15
M14	26.48	27	10.025	10.175	4.5	4.8	13.73	14	11.43
M16	29.48	30	10.025	10.175	5	5.3	15.73	16.	11.43
M18	32.38	33	12.032	12.212	5.2	5.5	17.73	18	13.72
M20	35.38	36	12.032	12.212	5.6	5.9	19.67	320	13.72
M22	35.38	36	14.032	14.212	8.44	8.8	21.67	22	16
M24	38.38	39	14.032	14.212	9.87	10.3	23.67	24	16

Specification Requirements:

- Dimensions: DIN 7991
- Threads: 6g
- Material & Mechanical Properties: A2 Stainless Steel.
- Finish: Cleaned or descaled per ASTM A380
- Material Test Reports (If applicable): The MTR must have documented lot traceability, including full chemical and mechanical figures, to the specification(s) above.

Socket Set Screws

Fastenal Product Standard: FNL.M.FHSCS.A4

Flat Head Socket Cap Screws, Metric, A4 Stainless Steel

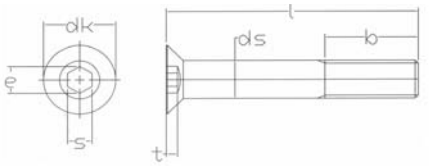

Diameter	dk		s		t		ds		e
	Min.	Max.	Min.	Max.	Min.	Max.	Min.	Max.	Min.
M3	5.7	6	2.02	2.10	0.95	1.2	2.86	3	2.3
M4	7.64	8	2.52	2.60	1.55	1.8	3.82	4	2.87
M5	9.64	10	3.02	3.10	2.05	2.3	4.82	5	3.44
M6	11.57	12	4.02	4.12	2.25	2.5	5.82	6	4.58
M8	15.57	16	5.02	5.14	3.2	3.5	7.78	8	5.72
M10	19.48	20	6.02	6.14	4.1	4.4	9.78	10	6.86
M12	23.48	24	8.025	8.175	4.3	4.6	11.73	12	9.15
M14	26.48	27	10.025	10.175	4.5	4.8	13.73	14	11.43
M16	29.48	30	10.025	10.175	5	5.3	15.73	16.	11.43
M18	32.38	33	12.032	12.212	5.2	5.5	17.73	18	13.72
M20	35.38	36	12.032	12.212	5.6	5.9	19.67	320	13.72
M22	35.38	36	14.032	14.212	8.44	8.8	21.67	22	16
M24	38.38	39	14.032	14.212	9.87	10.3	23.67	24	16

Specification Requirements:

- Dimensions: DIN 7991
- Threads: 6g
- Material & Mechanical Properties: A4 Stainless Steel.
- Finish: Cleaned or descaled per ASTM A380
- Material Test Reports: (If applicable) The MTR must have documented lot traceability, including full chemical and mechanical figures, to the specification(s) above.

Fastenal Product Standard: FNL.M.SSS.CNP.A2

Socket Set Screws, Cone Point, Metric, A2 Stainless Steel

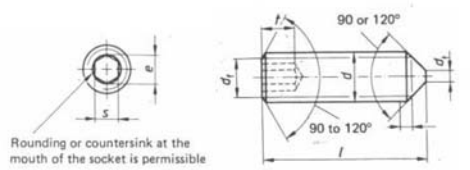

d	dt		e	s		t
	Min.	Max.	Min.	Min.	Max.	Min.
M1.4-0.3	-	-	0.803	0.711	0.724	0.6
M1.6-0.35	-	-	0.803	0.711	0.724	0.7
M1.8-0.35	-	-	0.803	0.711	0.724	0.8
M2-0.4	-	-	1.003	0.889	0.902	0.8
M2.5-0.45	-	-	1.427	1.27	1.295	1.2
M3-0.5	-	-	1.73	1.52	1.545	1.2
M4-0.7	-	-	2.30	2.02	2.045	1.5
M5-0.8	-	-	2.87	2.52	2.56	2
M6-1.0	0.9	1.5	3.44	3.02	3.08	2
M8-1.25	1.4	2	4.58	4.02	4.095	3
M10-1.5	1.9	2.5	5.72	5.02	5.095	4
M12-1.75	2.4	3	6.86	6.02	6.095	4.8
M14-2.0	3.25	4	6.86	6.02	6.095	5.6
M16-2.0	3.25	4	9.15	8.025	8.115	6.4
M18-2.5	4.25	5	11.43	10.025	10.115	7.2
M20-2.5	4.25	5	11.43	10.025	10.115	8
M22-2.5	5.25	6	13.72	12.032	12.142	9
M24-3.0	5.25	6	13.72	12.032	12.142	10

df = Lower limit of minor thread diameter.

Specification Requirements:

- Dimensions: DIN 914
- Threads: 6g
- Material & Mechanical Properties: A2 Stainless Steel.
- Finish: Cleaned or descaled per ASTM A380
- Material Test Reports: (If applicable) The MTR must have documented lot traceability, including full chemical and mechanical figures, to the specification(s) above.

Fastenal Product Standard: FNL.M.SSS.CNP.A4

Socket Set Screws, Cone Point, Metric, A4 Stainless Steel

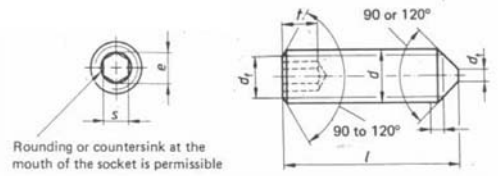

d	dt		e	s		t
	Min.	Max.	Min.	Min.	Max.	Min.
M1.4-0.3	-	-	0.803	0.711	0.724	0.6
M1.6-0.35	-	-	0.803	0.711	0.724	0.7
M1.8-0.35	-	-	0.803	0.711	0.724	0.8
M2-0.4	-	-	1.003	0.889	0.902	0.8
M2.5-0.45	-	-	1.427	1.27	1.295	1.2
M3-0.5	-	-	1.73	1.52	1.545	1.2
M4-0.7	-	-	2.30	2.02	2.045	1.5
M5-0.8	-	-	2.87	2.52	2.56	2
M6-1.0	0.9	1.5	3.44	3.02	3.08	2
M8-1.25	1.4	2	4.58	4.02	4.095	3
M10-1.5	1.9	2.5	5.72	5.02	5.095	4
M12-1.75	2.4	3	6.86	6.02	6.095	4.8
M14-2.0	3.25	4	6.86	6.02	6.095	5.6
M16-2.0	3.25	4	9.15	8.025	8.115	6.4
M18-2.5	4.25	5	11.43	10.025	10.115	7.2
M20-2.5	4.25	5	11.43	10.025	10.115	8
M22-2.5	5.25	6	13.72	12.032	12.142	9
M24-3.0	5.25	6	13.72	12.032	12.142	10

df = Lower limit of minor thread diameter.

Specification Requirements:

- Dimensions: DIN 914
- Threads: 6g
- Material & Mechanical Properties: A4 Stainless Steel.
- Finish: Cleaned or descaled per ASTM A380
- Material Test Reports: (If applicable) The MTR must have documented lot traceability, including full chemical and mechanical figures, to the specification(s) above.

Fastenal Product Standard: FNL.M.SSS.CP.A2

Socket Set Screws, Cup Point, Metric, A2 Stainless Steel

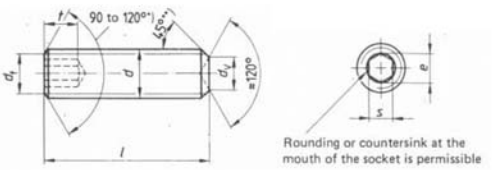

d	dv		e	s		t
	Min.	Max.	Min.	Min.	Max.	Min.
M1.4-0.3	0.45	0.7	0.803	0.711	0.724	0.6
M1.6-0.35	0.55	0.8	0.803	0.711	0.724	0.7
M1.8-0.35	0.65	0.9	0.803	0.711	0.724	0.8
M2-0.4	0.75	1.0	1.003	0.889	0.902	0.8
M2.5-0.45	0.95	1.2	1.427	1.27	1.295	1.2
M3-0.5	1.15	1.4	1.73	1.52	1.545	1.2
M4-0.7	1.75	2.0	2.30	2.02	2.045	1.5
M5-0.8	2.25	2.5	2.87	2.52	2.56	2
M6-1.0	2.75	3.0	3.44	3.02	3.08	2
M8-1.25	4.7	5	4.58	4.02	4.095	3
M10-1.5	5.7	6	5.72	5.02	5.095	4
M12-1.75	7.64	8	6.86	6.02	6.095	4.8
M14-2.0	8.64	9	6.86	6.02	6.095	5.6
M16-2.0	9.64	10	9.15	8.025	8.115	6.4
M18-2.5	11.57	12	11.43	10.025	10.115	7.2
M20-2.5	13.57	14	11.43	10.025	10.115	8
M22-2.5	15.57	16	13.72	12.032	12.142	9
M24-3.0	15.57	16	13.72	12.032	12.142	10

df = Lower limit of minor thread diameter.

Specification Requirements:

- Dimensions: DIN 916
- Threads: 6g
- Material & Mechanical Properties: A2 Stainless Steel.
- Finish: Cleaned or descaled per ASTM A380
- Material Test Reports: (If applicable) The MTR must have documented lot traceability, including full chemical and mechanical figures, to the specification(s) above.

Stainless Steel Pins

Fastenal Product Standard: FNL.M.SSS.FP.A2

Socket Set Screws, Flat Point, Metric, A2 Stainless Steel

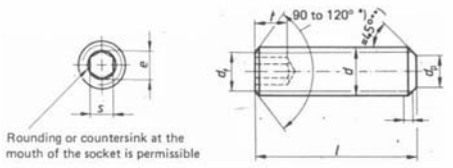

d	dp		e	s		t
	Min.	Max.	Min.	Min.	Max.	Min.
M1.4-0.3	0.45	0.7	0.803	0.711	0.724	0.6
M1.6-0.35	0.55	0.8	0.803	0.711	0.724	0.7
M1.8-0.35	0.65	0.9	0.803	0.711	0.724	0.8
M2-0.4	0.75	1.0	1.003	0.889	0.902	0.8
M2.5-0.45	1.25	1.5	1.427	1.27	1.295	1.2
M3-0.5	1.75	2.0	1.73	1.52	1.545	1.2
M4-0.7	2.25	2.5	2.30	2.02	2.045	1.5
M5-0.8	3.2	3.5	2.87	2.52	2.56	2
M6-1.0	3.7	4	3.44	3.02	3.08	2
M8-1.25	5.2	5.5	4.58	4.02	4.095	3
M10-1.5	6.64	7	5.72	5.02	5.095	4
M12-1.75	8.14	8.5	6.86	6.02	6.095	4.8
M14-2.0	9.64	10	6.86	6.02	6.095	5.6
M16-2.0	11.57	12	9.15	8.025	8.115	6.4
M18-2.5	12.57	13	11.43	10.025	10.115	7.2
M20-2.5	14.57	15	11.43	10.025	10.115	8
M22-2.5	16.57	17	13.72	12.032	12.142	9
M24-3.0	17.57	18	13.72	12.032	12.142	10

df = Lower limit of minor thread diameter.

Specification Requirements:

- Dimensions: DIN 913
- Threads: 6g
- Material & Mechanical Properties: A2 Stainless Steel.
- Finish: Cleaned or descaled per ASTM A380
- Material Test Reports: (If applicable) The MTR must have documented lot traceability, including full chemical and mechanical figures, to the specification(s) above.

Fastenal Product Standard: FNL.M.SP.A2

Pin, Spring, Metric, A2 Stainless Steel

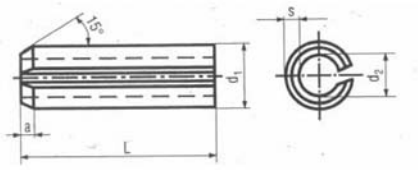

Nominal Diameter	d1		d2	a		s
	Max.	Min.	Nom.	Max.	Min.	Nom.
1	1.3	1.2	0.8	0.35	0.15	0.2
1.5	1.8	1.7	1.1	0.45	0.25	0.3
2	2.4	2.3	1.5	0.55	0.35	0.4
2.5	2.9	2.8	1.8	0.60	0.4	0.5
3	3.5	3.3	2.1	0.70	0.5	0.6
4	4.6	4.4	2.8	0.85	0.65	0.8
5	5.6	5.4	3.4	1.10	0.9	1
6	6.7	6.4	3.9	1.40	1.2	1.25
8	8.8	8.5	5.5	2.00	1.6	1.5
10	10.8	10.5	6.5	2.4	2	2

Specification Requirements:

- Dimensions: DIN 1481.
- Material& Mechanical Properties: A2 Stainless Steel
- Finish: Cleaned or descaled per ASTM A380
- Material Test Reports: (If applicable) The MTR must have documented lot traceability, including full chemical and mechanical figures, to the specification(s) above.

Fastenal Product Standard: FNL.M.DP.A2

Pin, Dowel, Metric, A2 Stainless Steel



d	c
m6	m6
1	0.2
1.2	0.25
1.5	0.3
2	0.35
2.5	0.4
3	0.5
4	0.63
5	0.8
6	1.2
8	1.6
10	2
12	2.5
16	3
20	3.5

*Length tolerances: Up to 10mm +/-0.25mm; 10 to 50mm +/-0.50mm; 50 to 200mm +/-0.75mm.

Specification Requirements:

- Dimensions: ISO 2338.
- Material: A2 stainless steel.
- Finish: Clean or descale in accordance with ASTM A380.
- Material Test Reports: (If applicable) The MTR must have documented lot traceability, including full chemical and mechanical figures, to the specification(s) above.

Fastenal Product Standard: FNL.M.MS.FSL.A2

Machine Screws, Slotted Flat Head, Metric, A2 Stainless Steel

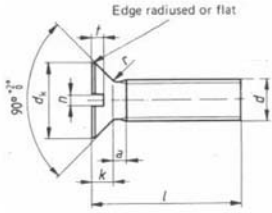

d	a	dk		k	n		r	t	
	(max)	min	max	(max)	min	max		min	max
M1-2.5	0.5	1.76	1.9	0.6	0.31	0.45	0.1	0.2	0.3
M1.2-0.25	0.5	2.06	2.3	0.72	0.36	0.5	0.12	0.25	0.35
M1.4-0.3	0.6	2.46	2.6	0.84	0.36	0.5	0.14	0.28	0.4
M16-0.35	0.7	2.86	3	0.96	0.46	0.6	0.16	0.32	0.45
M2-0.4	0.8	3.5	3.8	1.2	0.56	0.7	0.2	0.4	0.6
M2.5-0.45	0.9	4.4	4.7	1.5	0.66	0.8	0.25	0.5	0.7
M3-0.5	1	5.3	5.6	1.65	0.86	1	0.3	0.6	0.85
M3.5-0.6	1.2	6.14	6.5	1.93	0.86	1	0.35	0.7	1
M4-0.7	1.4	7.14	7.5	2.2	1.06	1.2	0.4	0.8	1.1
M5-0.8	1.6	8.84	9.2	2.5	1.26	1.51	0.5	1	1.3
M6-1.0	2	10.57	11	3	1.66	1.91	0.6	1.2	1.6
M8-1.25	2.5	14.07	14.5	4	2.06	2.31	0.8	1.6	2.1
M10-1.5	3	17.57	18	5	2.56	2.81	1	2	2.6
M12-1.75	3.5	21.48	22	6	3.06	3.31	1.2	2.4	3
M14-2.0	4	24.48	25	7	3.06	3.31	1.4	2.8	3.5
M16-2.0	4	28.48	29	8	4.07	4.37	1.6	3.2	4
M18-2.5	5	32.38	33	9	4.07	4.37	1.8	3.6	4.5
M20-2.5	5	35.38	36	10	5.07	5.37	2	4	5

Specification Requirements:

- Dimensions: DIN 963
- Drive: Slotted
- Threads: 6g
- Material & Mechanical Properties: A2-70 Stainless Steel
- Finish: Cleaned or descaled per ASTM A380
- Material Test Reports: (If applicable) The MTR must have documented lot traceability, including full chemical and mechanical figures, to the specification(s) above.

Machine Screws

Fastenal Product Standard: FNL.M.MS.FPH.A2

Flat Head Machine Screws, Cross Recessed, Metric, A2-70 Stainless Steel

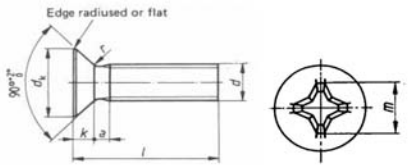

d	a (max)	dk		k (max)	r (max)	m	Penetration Depth	
		min	max				Min	Max
M1.6-0.35	0.7	2.75	3	0.96	0.4	1.7	.66	.91
M2-0.4	0.8	3.5	3.8	1.2	0.5	2.35	.95	1.25
M2.5-0.45	0.9	4.4	4.7	1.5	0.7	2.7	1.25	1.55
M3-0.5	1	5.3	5.6	1.65	0.8	2.9	1.5	1.8
M3.5-0.6	1.2	6.14	6.5	1.93	0.95	3.9	1.4	1.9
M4-0.7	1.4	7.14	7.5	2.2	1	4.4	1.9	2.4
M5-0.8	1.6	8.84	9.2	2.5	1.3	4.6	2.1	2.6
M6-1.0	2	10.57	11	3	1.6	6.6	2.8	3.3
M8-1.25	2.5	14.07	14.5	4	2	8.7	3.9	4.4
M10-1.5	3	17.57	18	5	2.5	9.6	4.8	5.3

Specification Requirements:

- Dimensions: DIN 965
- Drive Style: Cross Recessed, Type H.
- Threads: 6g
- Material & Mechanical Properties: A2-70 Stainless Steel
- Finish: Cleaned or Descaled.
- Material Test Reports: (If applicable) The MTR must have documented lot traceability, including full chemical and mechanical figures, to the specification(s) above.

Fastenal Product Standard: FNL.M.MS.OPH.A2

Machine Screws, Oval Head, Cross Recessed, Metric, A2 Stainless Steel

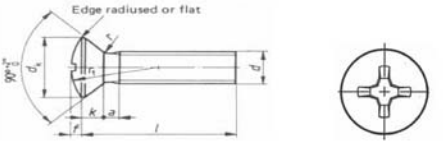

d	a (max)	dk		k (max)	f (nom.)	rf (nom.)	r (max)
		min	max				
M1.6-0.35	0.7	2.75	3	0.96	0.4	3	0.4
M2-0.4	0.8	3.5	3.8	1.2	0.5	4	0.5
M2.5-0.45	0.9	4.4	4.7	1.5	0.6	5	0.7
M3-0.5	1	5.3	5.6	1.65	0.75	6	0.8
M3.5-0.6	1.2	6.14	6.5	1.93	0.9	7	0.95
M4-0.7	1.4	7.14	7.5	2.2	1.0	8	1
M5-0.8	1.6	8.84	9.2	2.5	1.25	10	1.3
M6-1.0	2	10.57	11	3	1.50	12	1.6
M8-1.25	2.5	14.07	14.5	4	2	16	2
M10-1.5	3	17.57	18	5	2.5	20	2.5

Specification Requirements:

- Dimensions: DIN 966
- Drive Style: Cross recessed, Type H.
- Threads: 6g
- Material & Mechanical Properties: A2-70 Stainless Steel
- Finish: Cleaned or descaled per ASTM A380
- Material Test Reports: (If applicable) The MTR must have documented lot traceability, including full chemical and mechanical figures, to the specification(s) above.

Fastenal Product Standard: FNL.M.MS.PSL.A2

Machine Screws Slotted Pan Head, Metric, A2 Stainless Steel

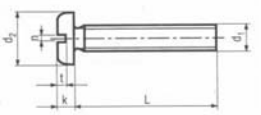

d1	b	d2	k	n	r1		t	
					min.	max.	min.	max.
M3	19	6	1.8	0.8	0.6	1.2	0.7	0.95
M3.5	20	6	2.1	0.8	0.7	1.4	0.8	1.1
M4	22	8	2.4	1	0.8	1.6	1	1.3
M5	25	10	3	1.2	1	2	1.2	1.5
M6	28	12	3.6	1.6	1.2	2.4	1.5	1.9
M8	34	16	4.8	2	1.6	3.2	1.9	2.4
M10	40	20	6	2.5	2	4	2.4	3

Specification Requirements:

- Dimensions: DIN 85
- Drive: Slotted
- Threads: 6g
- Material & Mechanical Properties: A2-70 Stainless Steel
- Finish: Cleaned or descaled per ASTM A380
- Material Test Reports: (If applicable) The MTR must have documented lot traceability, including full chemical and mechanical figures, to the specification(s) above.

Fastenal Product Standard: FNL.M.MS.PPH.A2

Machine Screws, Pan Head, Cross Recessed, Metric, A2 Stainless Steel

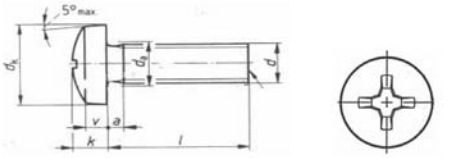

d	a (max)	da (max)	dk		k		r (min)	rf	v
			min	max	min	max			
M1.6-0.35	0.7	2.1	2.9	3.2	1.18	1.42	0.1	3	0.8
M2-0.4	0.8	2.6	3.7	4	1.48	1.72	0.1	4	1.1
M2.5-0.45	0.9	3.1	4.7	5	1.88	2.12	0.1	5	1.3
M3-0.5	1	3.6	5.7	6	2.28	2.52	0.1	6	1.6
M3.5-0.6	1.2	4.1	6.64	7	2.58	2.82	0.2	7	1.9
M4-0.7	1.4	4.7	7.64	8	2.95	3.25	0.2	8	2
M5-0.8	1.6	5.7	9.64	10	3.65	3.95	0.2	10	2.5
M6-1.0	2	6.8	11.57	12	4.45	4.75	0.25	12	3
M8-1.25	2.5	9.2	15.57	16	5.85	6.15	0.4	16	3.7
M10-1.5	3	11.2	19.48	20	7.32	7.68	0.4	20	4.8

Specification Requirements:

- Dimensions: DIN 7985
- Threads: 6g
- Drive Style: Cross Recessed, Type H
- Material & Mechanical Properties: A2-70 Stainless Steel
- Finish: Cleaned or descaled per ASTM A380
- Material Test Reports: (If applicable) The MTR must have documented lot traceability, including full chemical and mechanical figures, to the specification(s) above.

Machine Screws

Fastenal Product Standard: FNL.M.MS.PPH.A4

Machine Screws, Pan Head, Cross Recessed, Metric, A4 Stainless Steel

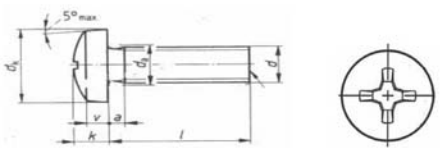

d	a (max)	da (max)	dk		k		r (min)	rf	v
			min	max	min	max			
M1.6-0.35	0.7	2.1	2.9	3.2	1.18	1.42	0.1	3	0.8
M2-0.4	0.8	2.6	3.7	4	1.48	1.72	0.1	4	1.1
M2.5-0.45	0.9	3.1	4.7	5	1.88	2.12	0.1	5	1.3
M3-0.5	1	3.6	5.7	6	2.28	2.52	0.1	6	1.6
M3.5-0.6	1.2	4.1	6.64	7	2.58	2.82	0.2	7	1.9
M4-0.7	1.4	4.7	7.64	8	2.95	3.25	0.2	8	2
M5-0.8	1.6	5.7	9.64	10	3.65	3.95	0.2	10	2.5
M6-1.0	2	6.8	11.57	12	4.45	4.75	0.25	12	3
M8-1.25	2.5	9.2	15.57	16	5.85	6.15	0.4	16	3.7
M10-1.5	3	11.2	19.48	20	7.32	7.68	0.4	20	4.8

Specification Requirements:

- Dimensions: DIN 7985
- Threads: 6g
- Drive Type: Cross Recessed, Type H
- Material & Mechanical Properties: A4-70 Stainless Steel
- Finish: Cleaned or descaled per ASTM A380
- Material Test Reports: (If applicable) The MTR must have documented lot traceability, including full chemical and mechanical figures, to the specification(s) above.

Fastenal Product Standard: FNL.M.MS.TSL.A2

Machine Screws, Truss Head Slotted, Metric A2 Stainless Steel

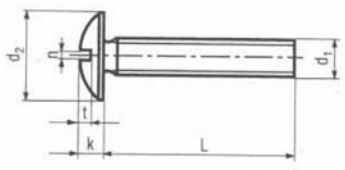

d1	d2	k	n	t
M3	6.9	2	0.8	0.95
M4	10	2.2	1	1.2
M5	12.5	4	1.2	1.5
M6	14	4	1.6	1.8
M8	17	4.5	2	2.1

Specification Requirements:

- Dimensions: See dimensions above.
- Drive: Slotted
- Threads: 6g
- Material & Mechanical Properties: A2-70 Stainless Steel.
- Finish: Cleaned or descaled per ASTM A380
- Material Test Reports: (If applicable) The MTR must have documented lot traceability, including full chemical and mechanical figures, to the specification(s) above.

Fastenal Product Standard: FNL.M.MS.CSL.A2

Machine Screws, Slotted Cheese Head, Metric, A2 Stainless Steel

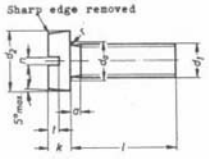

d	d2	k	n	t	
				min.	max.
M1	2	0.7	0.25	0.25	0.4
M1.2	2.3	0.8	0.3	0.3	0.45
M1.4	2.6	0.9	0.3	0.4	0.55
M1.6	3	1	0.4	0.45	0.6
M1.7	3.2	1.1	0.4	0.5	0.7
M1.8	3.4	1.2	0.4	0.55	0.75
M2	3.8	1.3	0.5	0.6	0.8
M2.3	4.4	1.5	0.6	0.7	0.9
M2.5	4.5	1.6	0.6	0.7	0.9
M2.6	5	1.7	0.6	0.8	1
M3	5.5	2	0.8	0.9	1.15
M3.5	6	2.4	0.8	1.1	1.4
M4	7	2.6	1	1.2	1.5
M5	8.5	3.3	1.2	1.5	1.8
M6	10	3.9	1.6	14.8	2.2
M8	13	5	2	2.1	2.6
M10	16	6	2.5	2.4	3

Specification Requirements:

- Dimensions: DIN 84
- Drive: Slotted
- Threads: 6g
- Material & Mechanical Properties: A2-70 Stainless Steel.
- Finish: Cleaned or descaled per ASTM A380
- Material Test Reports: (If applicable) The MTR must have documented lot traceability, including full chemical and mechanical figures, to the specification(s) above.

Fastenal Product Standard: FNL.M.FHN.A2

Hex Nuts, Metric, A2 Stainless Steel

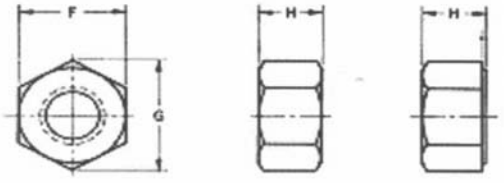

Nominal Size (mm)	Thread Pitch	F Width Across Flats		G Width Across Corners	H Thickness	
		Max	Min	Min	Max	Min
1.6	0.35	3.2	3.02	3.41	1.3	1.05
2	0.4	4	3.82	4.32	1.6	1.35
2.5	0.45	5	4.82	5.45	2	1.75
3	0.5	5.5	5.32	6.01	2.4	2.15
4	0.7	7	6.78	7.66	3.2	2.9
5	0.8	8	7.78	8.79	4 (4.7)	3.7 (4.4)
6	1	10	9.78	11.05	5 (5.2)	4.7 (4.9)
8	1.25	13	12.73	14.38	6.5 (6.4)	6.14 (6.44)
10	1.5	17 (16)	16.73 (15.73)	18.9 (17.77)	8 (8.4)	7.64 (8.04)
12	1.75	19 (18)	18.67 (17.73)	21.1 (20.03)	10 (10.8)	9.64 (10.37)
14	2	22 (21)	21.67 (20.67)	24.49 (23.35)	11 (12.8)	10.3 (12.1)
16	2	24	23.67	26.75	13 (14.8)	12.3 (14.1)
20	2.5	30	29.16	32.95	16 (18)	14.9 (16.9)
24	3	36	35	39.55	19 (21.5)	17.7 (20.2)
30	3.5	46	45	50.85	24 (25.6)	22.7 (24.3)
36	4	55	53.8	60.79	29 (31)	27.4 (29.4)
42	4.5	65	63.1	71.3	34	32.4
48	5	75	73.1	82.6	38	36.4
56	5.5	85	82.8	93.56	45	43.4
64	6	95	92.8	104.86	51	49.1

Specification Requirements:

- Dimensions: DIN 934
- Threads: 6H
- Material & Mechanical Properties: A2 Stainless Steel.
- Finish: Cleaned or descaled per ASTM A380
- Material Test Reports: (If applicable) The MTR must have documented lot traceability, including full chemical and mechanical figures, to the specification(s) above.

Hex Nuts

Fastenal Product Standard: FNL.M.FHN.A4

Hex Nuts, Metric, A4 Stainless Steel

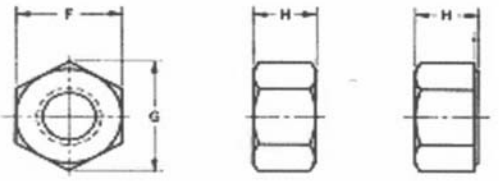

Nominal Size (mm)	Thread Pitch	F Width Across Flats Max	F Width Across Flats Min	G Width Across Corners Min	H Thickness Max	H Thickness Min
1.6	0.35	3.2	3.02	3.41	1.3	1.05
2	0.4	4	3.82	4.32	1.6	1.35
2.5	0.45	5	4.82	5.45	2	1.75
3	0.5	5.5	5.32	6.01	2.4	2.15
4	0.7	7	6.78	7.66	3.2	2.9
5	0.8	8	7.78	8.79	4 (4.7)	3.7 (4.4)
6	1	10	9.78	11.05	5 (5.2)	4.7 (4.9)
8	1.25	13	12.73	14.38	6.5 (6.4)	6.14 (6.44)
10	1.5	17 (16)	16.73 (15.73)	18.9 (17.77)	8 (8.4)	7.64 (8.04)
12	1.75	19 (18)	18.67 (17.73)	21.1 (20.03)	10 (10.8)	9.64 (10.37)
14	2	22 (21)	21.67 (20.67)	24.49 (23.35)	11 (12.8)	10.3 (12.1)
16	2	24	23.67	26.75	13 (14.8)	12.3 (14.1)
20	2.5	30	29.16	32.95	16 (18)	14.9 (16.9)
24	3	36	35	39.55	19 (21.5)	17.7 (20.2)
30	3.5	46	45	50.85	24 (25.6)	22.7 (24.3)
36	4	55	53.8	60.79	29 (31)	27.4 (29.4)
42	4.5	65	63.1	71.3	34	32.4
48	5	75	73.1	82.6	38	36.4
56	5.5	85	82.8	93.56	45	43.4
64	6	95	92.8	104.86	51	49.1

Specification Requirements:

- Dimensions: DIN 934
- Threads: 6H
- Material & Mechanical Properties: A4 Stainless Steel.
- Finish: Cleaned or descaled per ASTM A380
- Material Test Reports: (If applicable) The MTR must have documented lot traceability, including full chemical and mechanical figures, to the specification(s) above.

Fastenal Product Standard: FNL.M.JAM.A2

Hex Jam Nuts, Metric, A2 Stainless Steel

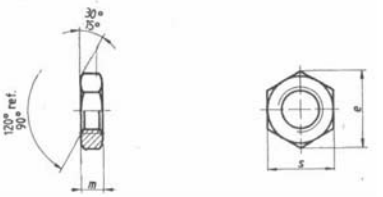

Diameter	E Min.	S Min.	S Max.	M Min.	M Max.
M1.6-0.35	3.48	3.08	3.2	0.75	1
M1.8-0.35	3.82	3.38	3.5	0.85	1.1
M2-0.4	4.32	3.82	4	0.95	1.2
M2.5 - 0.45	5.45	4.82	5	1.35	1.60
M3-0.5	6.01	5.32	5.5	1.55	1.80
M3.5-0.6	6.58	5.82	6	1.75	2
M4-0.7	7.66	6.78	7	1.95	2.20
M5-0.8	8.79	7.78	8	2.45	2.70
M6-1.0	11.05	9.78	10	2.90	3.20
M8-1.25	14.38	12.73	13	3.70	4
M10-1.5	17.77	15.73	16	4.70	5
M12-1.75	20.03	17.73	18	5.7	6
M14-2.0	23.35	20.67	21	6.42	7
M16-2.0	26.75	23.67	24	7.42	8
M18-2.5	29.56	26.16	27	8.42	9
M20-2.5	32.95	29.16	30	9.10	10
M22-2.5	37.29	33	34	9.90	11
M24-3.0	39.55	35	36	10.90	12

Specification Requirements:

- Dimensions: DIN 439
- Threads: 6H
- Material & Mechanical Properties: A2 Stainless Steel.
- Finish: Cleaned or descaled to ASTM A380
- Material Test Reports: (If applicable) The MTR must have documented lot traceability, including full chemical and mechanical figures, to the specification(s) above.

Fastenal Product Standard: FNL.M.JAM.A4

Hex Jam Nuts, Metric, A4 Stainless Steel

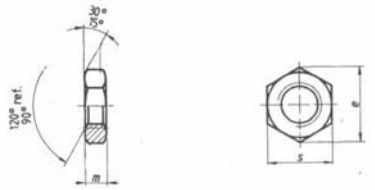

Diameter	E Min.	S Min.	S Max.	M Min.	M Max.
M1.6-0.35	3.48	3.08	3.2	0.75	1
M1.8-0.35	3.82	3.38	3.5	0.85	1.1
M2-0.4	4.32	3.82	4	0.95	1.2
M2.5 - 0.45	5.45	4.82	5	1.35	1.60
M3-0.5	6.01	5.32	5.5	1.55	1.80
M3.5-0.6	6.58	5.82	6	1.75	2
M4-0.7	7.66	6.78	7	1.95	2.20
M5-0.8	8.79	7.78	8	2.45	2.70
M6-1.0	11.05	9.78	10	2.90	3.20
M8-1.25	14.38	12.73	13	3.70	4
M10-1.5	17.77	15.73	16	4.70	5
M12-1.75	20.03	17.73	18	5.7	6
M14-2.0	23.35	20.67	21	6.42	7
M16-2.0	26.75	23.67	24	7.42	8
M18-2.5	29.56	26.16	27	8.42	9
M20-2.5	32.95	29.16	30	9.10	10
M22-2.5	37.29	33	34	9.90	11
M24-3.0	39.55	35	36	10.90	12

Specification Requirements:

- Dimensions: DIN 439
- Threads: 6H
- Material & Mechanical Properties: A4 Stainless Steel.
- Finish: Cleaned or descaled to ASTM A380
- Material Test Reports: (If applicable) The MTR must have documented lot traceability, including full chemical and mechanical figures, to the specification(s) above.

Fastenal Product Standard: FNL.M.NYLK.A2

Nylon Insert Lock Nuts, Metric, A2 Stainless Steel

Diameter	E Min.	S Min.	S Max.	H Min.	H Max.
M3-0.5	6.01	5.32	5.5	3.7	4
M4-0.7	7.66	6.78	7	4.7	5
M5-0.8	8.79	7.78	8	4.7	5
M6-1.0	11.05	9.78	10	5.7	6
M7-1.0	12.12	10.73	11	7.14	7.5
M8-1.25	14.38	12.73	13	7.64	8
M10-1.5	17.77	15.73	16	9.64	10
M12-1.75	20.03	17.73	18	11.57	12
M14-2.0	23.36	20.67	21	13.3	14
M16-2.0	26.75	23.67	24	15.3	16
M18-2.5	29.56	26.16	27	17.66	18.5
M20-2.5	32.95	29.16	30	18.7	20
M22-2.5	35.03	33	34	20.7	22
M24-3.0	39.55	35	36	22.7	24
M27-3.0	45.20	40	41	25.7	27
M30-3.5	50.85	45	46	28.7	30
M33-3.5	55.37	49	50	31.4	33
M36-4.0	60.79	53.8	55	34.4	36
M39-4.0	66.44	58.8	60	37.4	39
M42-4.5	72.09	63.8	65	40.4	42
M45-4.5	76.95	68.1	70	43.4	45
M48-5.0	82.6	73.1	75	46.4	48

Specification Requirements:

- Dimensions: DIN 985
- Threads: 6H
- Material & Mechanical Properties: A2 Stainless Steel.
- Finish: Cleaned or descaled per ASTM A380
- Material Test Reports: (If applicable) The MTR must have documented lot traceability, including full chemical and mechanical figures, to the specification(s) above.

Lock Nuts

Fastenal Product Standard: FNL.M.NYLK.A4

Nylon Insert Lock Nuts, Metric, A4 Stainless Steel

Size	e	s		h	
	Min.	Min.	Max.	Min.	Max.
M3-0.5	6.01	5.32	5.5	3.7	4
M4-0.7	7.66	6.78	7	4.7	5
M5-0.8	8.79	7.78	8	4.7	5
M6-1.0	11.05	9.78	10	5.7	6
M7-1.0	12.12	10.73	11	7.14	7.5
M8-1.25	14.38	12.73	13	7.64	8
M10-1.5	17.77	15.73	16	9.64	10
M12-1.75	20.03	17.73	18	11.57	12
M14-2.0	23.36	20.67	21	13.3	14
M16-2.0	26.75	23.67	24	15.3	16
M18-2.5	29.56	26.16	27	17.66	18.5
M20-2.5	32.95	29.16	30	18.7	20
M22-2.5	35.03	33	34	20.7	22
M24-3.0	39.55	35	36	22.7	24
M27-3.0	45.20	40	41	25.7	27
M30-3.5	50.85	45	46	28.7	30
M33-3.5	55.37	49	50	31.4	33
M36-4.0	60.79	53.8	55	34.4	36
M39-4.0	66.44	58.8	60	37.4	39
M42-4.5	72.09	63.8	65	40.4	42
M45-4.5	76.95	68.1	70	43.4	45
M48-5.0	82.6	73.1	75	46.4	48

Specification Requirements:

- Dimensions: DIN 985
- Threads: 6H
- Material & Mechanical Properties: A4 Stainless Steel.
- Finish: Cleaned or descaled per ASTM A380
- Material Test Reports (If applicable): The MTR must have documented lot traceability, including full chemical and mechanical figures, to the specification(s) above.

Fastenal Product Standard: FNL.M.TPLK.A2

Top Lock Nuts, Metric, A2 Stainless Steel

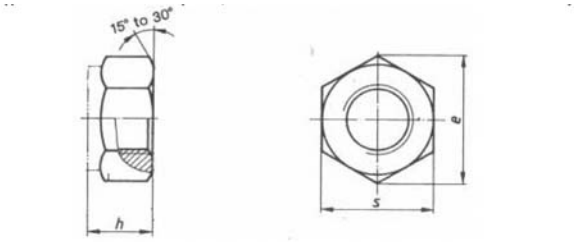

Diameter	E	S		H	
	Min.	Min.	Max.	Min.	Max.
M3-0.5	6.01	5.32	5.50	3.40	3.70
M4-0.7	7.66	6.78	7.00	3.90	4.20
M5-0.8	8.79	7.78	8.00	4.80	5.10
M6-1.0	11.05	9.78	10.00	5.70	6.00
M10-1.5	18.9	16.73	17.00	9.00	10.00
M12-1.75	21.1	18.67	19.00	11.00	12.00
M16-2.0	26.75	23.67	24.00	14.00	16.00
M20-2.5	32.95	29.16	30.00	18.00	20.00
M24-3.0	39.55	35.00	36.00	22.00	24.00

Specification Requirements:

- Dimensions: DIN 980
- Threads: 6H
- Material & Mechanical Properties: A2 Stainless Steel.
- Finish: Cleaned or descaled per ASTM A380
- Material Test Reports (If applicable): The MTR must have documented lot traceability, including full chemical and mechanical figures, to the specification(s) above.

Fastenal Product Standard: FNL.M.ACORN.A2

Acorn Nuts, Metric, A2 Stainless Steel

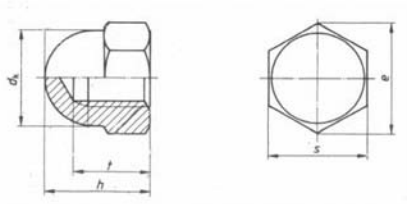

Diameter	dk	e	h		s		t	
	Max.	Min	Min	Max.	Min.	Max.	Min.	Max.
M4-0.7	6.5	7.5	7.42	8.0	6.64	7.0	5.26	5.74
M5-0.8	7.5	8.63	9.42	10.0	7.64	8.0	7.21	7.79
M6-1.0	9.5	10.89	11.3	12.0	9.64	10.0	7.71	8.29
M8-1.25	12.5	14.2	14.3	15.0	12.57	13.0	10.65	11.35
M10-1.5	16	17.59	17.3	18.8	15.57	17.0	12.65	13.35
M12-1.75	18	19.85	21.16	22.0	17.57	19.0	15.65	16.35
M16-2.0	23	26.17	27.16	28.0	23.16	24.0	20.58	21.24
M20-2.5	28	32.95	33.00	34.0	29.16	30.0	25.58	26.42
M24-3.0	34	39.55	41.00	42.0	35.00	36.0	30.50	31.50

Specification Requirements:

- Dimensions: DIN 1587
- Threads: 6H
- Material & Mechanical Properties: A2 Stainless Steel.
- Finish: Cleaned or descaled per ASTM A380
- Material Test Reports (If applicable): The MTR must have documented lot traceability, including full chemical and mechanical figures, to the specification(s) above.

Fastenal Product Standard: FNL.M.WELD.A2

Weld Nuts, Metric, A2 Stainless Steel

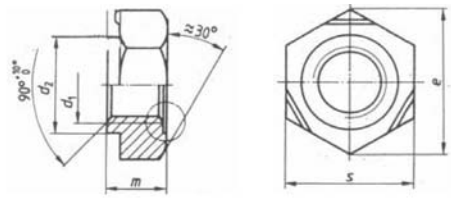

Diameter d1	m	s	e	d2
	h14	h13	Min.	d11
M5-0.8	4	10	10.95	7
M6-1.0	5	11	12.02	8
M8-1.25	6.5	14	15.38	10.5
M10-1.5	8	17	18.74	12.5

Specification Requirements:

- Dimensions: See dimensions above.
- Material & Mechanical Properties: A2 Stainless Steel.
- Finish: Cleaned or descaled per ASTM A380
- Material Test Reports (If applicable): The MTR must have documented lot traceability, including full chemical and mechanical figures, to the specification(s) above.

Fender Washers, Flat Washers, Split Lock Washers

Fastenal Product Standard: FNL.M.FEND.A2

Fender Washers, Metric, A2 Stainless Steel

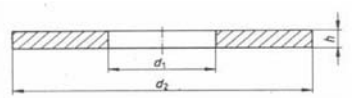

Diameter	d1		d2		h	
	Min.	Max.	Max.	Min.	Max.	Min.
2.5	2.7	2.84	8	7.64	0.9	0.7
3	3.2	3.38	9	8.64	0.9	0.7
3.5	3.7	3.88	11	10.57	0.9	0.7
4	4.3	4.48	12	11.57	1.1	0.9
5	5.3	5.48	15	14.57	1.4	1
6	6.4	6.62	18	17.57	1.8	1.4
7	7.4	7.62	22	21.48	2.2	1.8
8	8.4	8.62	24	23.48	2.2	1.8
10	10.5	10.77	30	29.48	2.7	2.3
12	13	13.27	37	36.38	3.3	2.7
14	15	15.27	44	43.38	3.3	2.7
16	17	17.27	50	49.38	3.3	2.7

Specification Requirements:

- Dimensions: DIN 9021.
- Material: A2 Stainless Steel.
- Finish: Cleaned and descaled in accordance with ASTM A380
- Material Test Reports: (If applicable) The MTR must have documented lot traceability, including full chemical and mechanical figures, to the specification(s) above.

Fastenal Product Standard: FNL.M.FW.A2

Flat Washers, Metric, A2 Stainless Steel

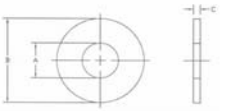

For Thread Size M	(A) Inside Diameter		(B) Outside Diameter		(C) Thickness		
	Min. = nominal size	Max.	Max. = nominal size	Min.	Nominal Size	Max.	Min.
1.6	1.7	1.84	4	3.7	0.3	0.35	0.25
2	2.2	2.34	5	4.7	0.3	0.35	0.25
2.5	2.7	2.84	6	5.7	0.5	0.55	0.45
3	3.2	3.38	7	6.64	0.5	0.55	0.45
3.5	3.7	3.88	8	7.64	0.5	0.55	0.45
4	4.3	4.48	9	8.64	0.8	0.9	0.7
5	5.3	5.48	10	9.64	1	1.1	0.9
6	6.4	6.62	12	11.57	1.6	1.8	1.4
7	7.4	7.62	14	13.57	1.6	1.8	1.4
8	8.4	8.62	16	15.57	1.6	1.8	1.4
10	10.5	10.77	20	19.48	2.0	2.2	1.8
12	13	13.27	24	23.48	2.5	2.7	2.3
14	15	15.27	28	27.48	2.5	2.7	2.3
16	17	17.27	30	29.48	3	3.3	2.7
18	19	19.33	34	33.38	3	3.3	2.7
20	21	21.33	37	36.38	3	3.3	2.7
22	23	23.33	39	38.38	3	3.3	2.7
24	25	25.33	44	43.38	4	4.3	3.7
26	27	27.33	50	49.38	4	4.3	3.7
27	28	28.33	50	49.38	4	4.3	3.7
30	31	31.39	56	55.26	4	4.3	3.7
33	34	34.62	60	58.8	5	5.6	4.4
36	37	37.62	66	64.8	5	5.6	4.4
39	40	40.62	72	70.8	6	6.6	5.4
42	43	43.62	78	76.8	7	8	6
45	46	46.62	85	83.6	7	8	6
48	50	50.62	92	90.6	8	9	7
50	52	52.74	92	90.6	8	9	7
52	54	54.74	98	96.6	8	9	7
56	58	58.74	105	103.6	9	10	8
64	66	66.74	115	113.6	9	10	8

Specification Requirements:

- Dimensions: DIN 125, Type A.
- Material A2 Stainless Steel
- Coating: Cleaned or Descaled
- Material Test Reports: (If applicable) The MTR must have documented lot traceability, including full chemical and mechanical figures, to the specification(s) above.

Fastenal Product Standard: FNL.M.FW.A4

Flat Washers, Metric, A4 Stainless Steel

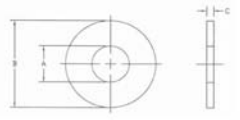

For Thread Size M	(A) Inside Diameter		(B) Outside Diameter		(C) Thickness		
	Min. = nominal size	Max.	Max. = nominal size	Min.	Nominal Size	Max.	Min.
1.6	1.7	1.84	4	3.7	0.3	0.35	0.25
2	2.2	2.34	5	4.7	0.3	0.35	0.25
2.5	2.7	2.84	6	5.7	0.5	0.55	0.45
3	3.2	3.38	7	6.64	0.5	0.55	0.45
3.5	3.7	3.88	8	7.64	0.5	0.55	0.45
4	4.3	4.48	9	8.64	0.8	0.9	0.7
5	5.3	5.48	10	9.64	1	1.1	0.9
6	6.4	6.62	12	11.57	1.6	1.8	1.4
7	7.4	7.62	14	13.57	1.6	1.8	1.4
8	8.4	8.62	16	15.57	1.6	1.8	1.4
10	10.5	10.77	20	19.48	2.0	2.2	1.8
12	13	13.27	24	23.48	2.5	2.7	2.3
14	15	15.27	28	27.48	2.5	2.7	2.3
16	17	17.27	30	29.48	3	3.3	2.7
18	19	19.33	34	33.38	3	3.3	2.7
20	21	21.33	37	36.38	3	3.3	2.7
22	23	23.33	39	38.38	3	3.3	2.7
24	25	25.33	44	43.38	4	4.3	3.7
26	27	27.33	50	49.38	4	4.3	3.7
27	28	28.33	50	49.38	4	4.3	3.7
30	31	31.39	56	55.26	4	4.3	3.7
33	34	34.62	60	58.8	5	5.6	4.4
36	37	37.62	66	64.8	5	5.6	4.4
39	40	40.62	72	70.8	6	6.6	5.4
42	43	43.62	78	76.8	7	8	6
45	46	46.62	85	83.6	7	8	6
48	50	50.62	92	90.6	8	9	7
50	52	52.74	92	90.6	8	9	7
52	54	54.74	98	96.6	8	9	7
56	58	58.74	105	103.6	9	10	8
64	66	66.74	115	113.6	9	10	8

Specification Requirements:

- Dimensions: DIN 125, Type A
- Material A4 Stainless Steel
- Coating: Cleaned or Descaled
- Material Test Reports: (If applicable) The MTR must have documented lot traceability, including full chemical and mechanical figures, to the specification(s) above.

Fastenal Product Standard: FNL.M.LW.A2

Split Lock Washers, Metric, A2 Stainless Steel

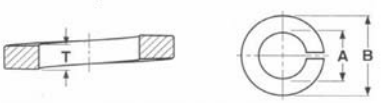

Nominal Size	A I.D.		B O.D.	T Thickness
	Max.	Min.	Max.	+/- .25
M2	2.4	2.1	4.4	.50
M2.5	2.9	2.6	5.1	.60
M3	3.4	3.1	6.2	.80
M4	4.4	4.1	7.6	.90
M5	5.4	5.1	9.2	1.20
M6	6.5	6.1	11.8	1.60
M8	8.5	8.1	14.8	2.0
M10	10.7	10.2	18.1	2.2
M12	12.7	12.2	21.1	2.5
M16	17.0	16.2	27.4	3.5
M20	21.2	20.2	33.6	4.0
M24	25.5	24.5	40.0	5.0
M30	31.7	30.5	48.2	6.0
M36	37.7	36.5	58.2	6.0
M42	43.7	42.5	68.2	7.0
M48	50.5	49.0	75.0	7.0

Specification Requirements:

- Dimensions: DIN 127B.
- Material: A2 Stainless Steel.
- Finish: Cleaned or Descaled
- Material Test Reports: (If applicable) The MTR must have documented lot traceability, including full chemical and mechanical figures, to the specification(s) above.

Split Lock Washers

Fastenal Product Standard: FNL.M.LW.A4

Split Lock Washers, Metric, A4 (316) Stainless Steel

Nominal Size	A I.D. Max.	A I.D. Min.	B O.D. Max.	T Thickness +/- .25
M2	2.4	2.1	4.4	.50
M2.5	2.9	2.6	5.1	.60
M3	3.4	3.1	6.2	.80
M4	4.4	4.1	7.6	.90
M5	5.4	5.1	9.2	1.20
M6	6.5	6.1	11.8	1.60
M8	8.5	8.1	14.8	2.0
M10	10.7	10.2	18.1	2.2
M12	12.7	12.2	21.1	2.5
M16	17.0	16.2	27.4	3.5
M20	21.2	20.2	33.6	4.0
M24	25.5	24.5	40.0	5.0
M30	31.7	30.5	48.2	6.0
M36	37.7	36.5	58.2	6.0
M42	43.7	42.5	68.2	7.0
M48	50.5	49.0	75.0	7.0

Specification Requirements:

- Dimensions: DIN 127B.
- Material: A4 Stainless Steel.
- Finish: Cleaned or Descaled
- Material Test Reports: (If applicable) The MTR must have documented lot traceability, including full chemical and mechanical figures, to the specification(s) above.

Fastenal Product Standard: FNL.M.LW.ET.A2

Metric Lock Washers, External Tooth, A2 Stainless Steel

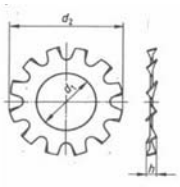

$h \geq 2s1$

Size	d1 Min.	d1 Max.	d2 Max.	d2 Min.
3	3.2	3.38	6	5.7
4	4.3	4.48	8	7.64
5	5.3	5.48	10	9.64
6	6.4	6.62	11	10.57
8	8.4	8.62	15	14.57
10	10.5	10.77	18	17.57
12	13	13.27	20.5	19.98
14	15	15.27	24	23.48
16	17	17.27	26	25.48
20	21	21.33	33	32.38

Specification Requirements:

- Dimensions: DIN 6797, Type A.
- Material: A2 Stainless Steel.
- Finish: Cleaned or Descaled
- Material Test Reports: (If applicable) The MTR must have documented lot traceability, including full chemical and mechanical figures, to the specification(s) above.

Fastenal Product Standard: FNL.M.LW.IT.A2

Metric Lock Washers, Internal Tooth, A2 Stainless Steel.

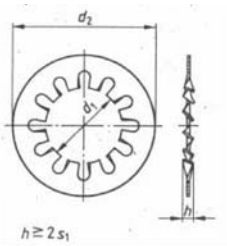

$h \geq 2s_1$

Size	d1 Min.	d1 Max.	d2 Max.	d2 Min.
3	3.2	3.38	6	5.7
4	4.3	4.48	8	7.64
5	5.3	5.48	10	9.64
6	6.4	6.62	11	10.57
8	8.4	8.62	15	14.57
10	10.5	10.77	18	17.57
12	13	13.27	20.5	19.98
14	15	15.27	24	23.48
16	17	17.27	26	25.48
20	21	21.33	33	32.38

Specification Requirements:

- Dimensions: DIN 6797, Type J.
- Material: A2 Stainless Steel.
- Finish: Cleaned or Descaled
- Material Test Reports: (If applicable) The MTR must have documented lot traceability, including full chemical and mechanical figures, to the specification(s) above.

Fastenal Product Standard: FNL.M.TROD.A2

Threaded Rod, Metric, A2-70 (18-8 Stainless Steel)

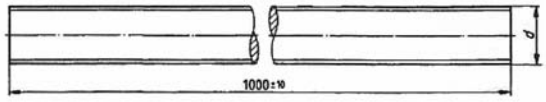

Thread, d							
Thread, d	M2	M2.5	M3	(M3.5)	M4	M5	M6
Thread, d	M8	M10	M12	(M14)	M16	(M18)	
Thread, d	M20	(M22)	M24	(M27)	M30	(M33)	
Thread, d	M36	(M39)	M42	(M45)	M48	(M52)	M56

Specification Requirements:

- Dimensions: DIN 975
- Threads: 6g
- Material: A2-70 Stainless steel.
- Mechanical Properties: DIN 267, Part 11 or ISO 3506 Part 1.
- Finish: Cleaned or descaled.
- Material Test Reports: (If applicable) The MTR must have documented lot traceability, including full chemical and mechanical figures, to the specification(s) above.

Threaded Rods

Fastenal Product Standard: FNL.M.TROD.A4

Threaded Rod, Metric, A4-70 (18-8 Stainless Steel)

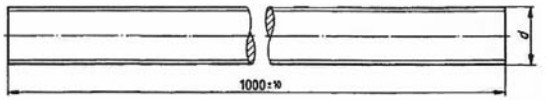

Thread, d	M2	M2.5	M3	(M3.5)	M4	M5	M6
Thread, d	M8	M10	M12	(M14)	M16	(M18)	
Thread, d	M20	(M22)	M24	(M27)	M30	(M33)	
Thread, d	M36	(M39)	M42	(M45)	M48	(M52)	M56

Specification Requirements:

- Dimensions: DIN 975
- Threads: 6g
- Material: A4-70 Stainless steel.
- Mechanical Properties: DIN 267, Part 11 or ISO 3506 Part 1.
- Finish: Cleaned or descaled.
- Material Test Reports: (If applicable) The MTR must have documented lot traceability, including full chemical and mechanical figures, to the specification(s) above.

Fastenal Product Standard: FNL.FHSCS.SEC.Z

Flat Head Socket Cap Screws, Tamper Resistant, Zinc Plated

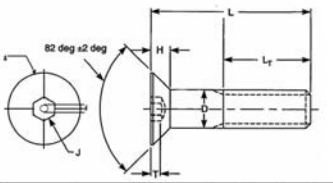

Size	D		A		H	J	T	d
	Body Diameter		Head Diameter		Head Height	Hexagon Socket Size	Key Engagement	Tamper Resistant Dia.
	Max.	Min.	Theo. Sharp Max.	Abs. Min.	Ref.	Nominal	Min.	Ref.
6	0.1380	0.1329	0.307	0.263	0.097	0.078	0.066	.029
8	0.1640	0.1585	0.359	0.311	0.112	0.094	0.076	.029
10	0.1900	0.1840	0.411	0.359	0.127	0.125	0.087	.054
1/4	0.2500	0.2435	0.531	0.480	0.161	0.156	0.111	.079
5/16	0.3125	0.3035	0.656	0.600	0.198	0.188	0.135	.103
3/8	0.3750	0.3678	0.781	0.720	0.234	0.219	0.159	.103
1/2	0.5000	0.4919	0.938	0.872	0.251	0.312	0.172	.139
5/8	0.6250	0.6163	1.188	1.112	0.324	0.375	0.220	.179

Specification Requirements:

- Dimensions: ASME B18.3, with tamper resistant hex drive.
- Material & Mechanical Properties: ASTM F835.
- Hardness: ≤ ½" diameter is HRC 39 to 44.
  > ½" diameter is HRC 37 to 44.
- Thread requirements: ANSI B1.1, Class 3A UNRC and UNRF (0.060" to 1" inclusive)
  Class 2A UNRC and UNRF (Over 1").
- Finish: Fe/Zn 3A per ASTM F1941.
- Material Test Reports: The MTR must have documented lot traceability, including full Chemical and mechanical figures, to the specification(s) above.

Fastenal Product Standard: FNL.FHSCS.SEC.SS

Flat Head Socket Cap Screws, Tamper Resistant, 18-8 Stainless Steel

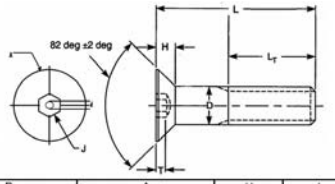

Size	D		A		H	J	T	d
	Body Diameter		Head Diameter		Head Height	Hexagon Socket Size	Key Engagement	Tamper Resistant Dia.
	Max.	Min.	Theo. Sharp Max.	Abs. Min.	Ref.	Nominal	Min.	Ref.
6	0.1380	0.1329	0.307	0.263	0.097	0.078	0.066	.029
8	0.1640	0.1585	0.359	0.311	0.112	0.094	0.076	.029
10	0.1900	0.1840	0.411	0.359	0.127	0.125	0.087	.054
1/4	0.2500	0.2435	0.531	0.480	0.161	0.156	0.111	.079
5/16	0.3125	0.3035	0.656	0.600	0.198	0.188	0.135	.103
3/8	0.3750	0.3678	0.781	0.720	0.234	0.219	0.159	.103
1/2	0.5000	0.4919	0.938	0.872	0.251	0.312	0.172	.139
5/8	0.6250	0.6163	1.188	1.112	0.324	0.375	0.220	.179

Specification Requirements:

- Dimensions: ASME B18.3, with tamper resistant hex drive.
- Material & Mechanical Properties: 18-8 stainless steel.
- Thread requirements: ANSI B1.1, Class 3A UNRC and UNRF.
- Finish: Cleaned or descaled per ASTM A380.
- Material Test Reports: The MTR must have documented lot traceability, including full chemical and mechanical figures, to the specification(s) above.

Fastenal Product Standard: FNL.BHSCS.SEC.SS

Socket Button Head Cap Screws, Tamper Resistant, 18-8 Stainless Steel

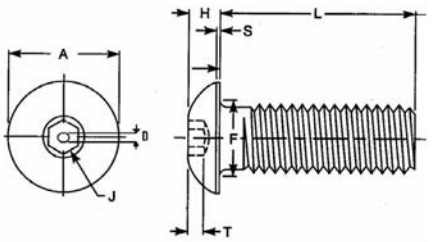

Size	A		H		S	M	J	T	F		L	D
	Head Diameter		Head Height		Head Side Height	Spline Socket Size	Hexagon Socket Size	Key Engagement	Fillet Transition Diameter		Maximum Standard Length	Tamper Resist Diameter
	Max.	Min.	Max.	Min.	Ref.	Nom	Nom	Min.	Max.	Min.	Nom.	Ref.
6	.262	.250	.073	.063	.015	.096	1/8	.044	.158	.148	.63	.029
8	.312	.298	.087	.077	.015	.111	5/32	.052	.194	.184	.75	.029
10	.361	.347	.101	.091	.020	.145	5/32	.070	.220	.210	1.00	.054
1/4	.437	.419	.132	.122	.031	.183	5/32	.087	.290	.280	1.00	.079
5/16	.547	.527	.166	.152	.031	.216	3/16	.105	.353	.343	1.00	.103
3/8	.656	.636	.199	.185	.031	.251	7/32	.122	.415	.405	1.25	.103

Specification Requirements:

- Dimensions: ASME B18.3, with tamper resistant hex drive.
- Material & Mechanical Properties: 18-8 stainless steel, Alloy Condition CW, ASTM F879.
- Thread requirements: ANSI B1.1, Class 3A UNRC and UNRF.
- Finish: Cleaned or descaled per ASTM A380.
- Material Test Reports: The MTR must have documented lot traceability, including full chemical and mechanical figures, to the specification(s) above.

Threaded Rods

Fastenal Product Standard: FNL.BHSCS.SEC.316

Socket Button Head Cap Screws, Tamper Resistant, 316 Stainless Steel

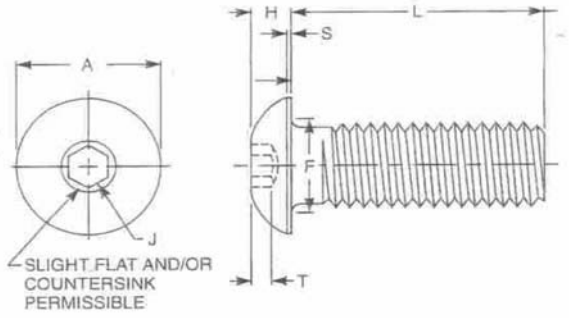

Nominal Size or Basic Screw Diameter	A Head Diameter Max	A Head Diameter Min	H Head Height Max	H Head Height Min	S Head Side Height Ref
0 0.0600	0.114	0.104	0.032	0.026	0.010
1 0.0730	0.139	0.129	0.039	0.033	0.010
2 0.0860	0.164	0.154	0.046	0.038	0.010
3 0.0990	0.188	0.176	0.052	0.044	0.010
4 0.1120	0.213	0.201	0.059	0.051	0.015
5 0.1250	0.238	0.226	0.066	0.058	0.015
6 0.1380	0.262	0.250	0.073	0.063	0.015
8 0.1640	0.312	0.298	0.087	0.077	0.015
10 0.1900	0.361	0.347	0.101	0.091	0.020
1/4 0.2500	0.437	0.419	0.132	0.122	0.031
5/16 0.3125	0.547	0.527	0.166	0.152	0.031
3/8 0.3750	0.656	0.636	0.199	0.185	0.031
1/2 0.5000	0.875	0.851	0.265	0.245	0.046
5/8 0.6250	1.000	0.970	0.331	0.311	0.062

J Hexagon Socket Size Nom	T Key Engagement Min	F Fillet Transition Diameter Max	F Fillet Transition Diameter Min	L Maximum Standard Length Nom
... 0.035	0.020	0.080	0.070	0.50
... 0.050	0.028	0.093	0.083	0.50
... 0.050	0.028	0.106	0.096	0.50
1/16 0.062	0.035	0.119	0.109	0.50
1/16 0.062	0.035	0.132	0.122	0.50
5/64 0.078	0.044	0.145	0.135	0.50
5/64 0.078	0.044	0.158	0.148	0.63
3/32 0.094	0.052	0.194	0.184	0.75
1/8 0.125	0.070	0.220	0.210	1.00
5/32 0.156	0.087	0.290	0.280	1.00
3/16 0.188	0.105	0.353	0.343	1.00
7/32 0.219	0.122	0.415	0.405	1.25
5/16 0.312	0.175	0.560	0.540	2.00
3/8 0.375	0.210	0.685	0.665	2.00

Specification Requirements:

- Dimensions: ASME B18.3
- Material & Mechanical: 316 stainless steel, Alloy Condition CW, ASTM F879
- Thread requirements: ANSI B1.1, Class 3A UNRC and UNRF.
- Finish: Cleaned or descaled per ASTM A380
- Material Test Reports: The MTR must have documented lot traceability, including full chemical and mechanical figures, to the specification(s) above.

Fastenal Product Standard: FNL.TROD.LC.P

Threaded Rod, Low Carbon, Plain

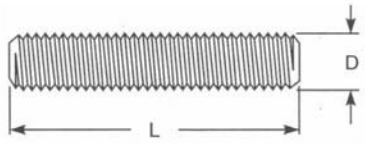

Diameter	Nominal Size	D (Major Diameter) Max	D (Major Diameter) Min
1/4-20	2500	2489	2367
1/4-28	2500	2490	2392
5/16-18	3125	3113	2982
5/16-24	3125	3114	3006
3/8-16	3750	3737	3595
3/8-24	3750	3739	3631
7/16-14	4375	4361	4206
7/16-20	4375	4362	4240
1/2-13	5000	4985	4822
1/2-20	5000	4987	4865
9/16-12	5625	5609	5437
9/16-18	5625	5611	5480
5/8-11	6250	6233	6051
5/8-18	6250	6236	6105
3/4-10	7500	7482	7288
3/4-16	7500	7485	7343
7/8-9	8750	8731	8523
7/8-14	8750	8734	8579
1-8	1.000	9980	9755
1-12	1.000	9982	9810
1 1/8-7	1.125	1.1228	1.0982
1 1/8-12	1.125	1.1229	1.1060
1 1/4-7	1.250	1.2478	1.2232
1 1/4-12	1.250	1.2482	1.2310
1 3/8-6	1.375	1.3728	1.3453
1 3/8-12	1.375	1.3731	1.3559
1 1/2-6	1.500	1.4976	1.4703
1 1/2-12	1.500	1.4981	1.4809
1 3/4-5	1.750	1.7473	1.7165
2-4.5	2.000	1.9971	1.9641

(L) Measure the length end to end using a tolerance of +/- 1/2"

Specification Requirements:

- Dimensions: See major diameter and length requirement above.
- Material & Mechanical Properties: Meets the minimum mechanical requirements of ASTM A36 and F1554 grade 36. Minimum Tensile: 58,000 PSI. Minimum Yield: 36,000 PSI.
- Thread requirements: Roll threaded to ANSI B1.1 UNC & UNF Class 1A.
- Coating: Light protective oil.
- Material Test Reports: (If applicable) Must be available and have documented lot traceability, including full chemical and mechanical figures, to the specification(s) above.

Fastenal Product Standard: FNL.TROD.LC.Z

Threaded Rod, Low Carbon, Zinc Plated

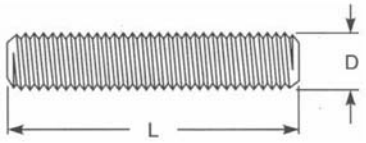

Diameter	Nominal Size	D (Major Diameter) Max	D (Major Diameter) Min
1/4-20	2500	2489	2367
1/4-28	2500	2490	2392
5/16-18	3125	3113	2982
5/16-24	3125	3114	3006
3/8-16	3750	3737	3595
3/8-24	3750	3739	3631
7/16-14	4375	4361	4206
7/16-20	4375	4362	4240
1/2-13	5000	4985	4822
1/2-20	5000	4987	4865
9/16-12	5625	5609	5437
9/16-18	5625	5611	5480
5/8-11	6250	6233	6051
5/8-18	6250	6236	6105
3/4-10	7500	7482	7288
3/4-16	7500	7485	7343
7/8-9	8750	8731	8523
7/8-14	8750	8734	8579
1-8	1.000	9980	9755
1-12	1.000	9982	9810
1 1/8-7	1.125	1.1228	1.0982
1 1/8-12	1.125	1.1229	1.1060
1 1/4-7	1.250	1.2478	1.2232
1 1/4-12	1.250	1.2482	1.2310
1 3/8-6	1.375	1.3728	1.3453
1 3/8-12	1.375	1.3731	1.3559
1 1/2-6	1.500	1.4976	1.4703
1 1/2-12	1.500	1.4981	1.4809
1 3/4-5	1.750	1.7473	1.7165
2-4.5	2.000	1.9971	1.9641

(L) Measure the length end to end using a tolerance of +/- 1/2"

Specification Requirements:

- Dimensions: See major diameter and length requirement above.
- Material & Mechanical Properties: Meets the minimum mechanical requirements of ASTM A36 and F1554 grade 36. Minimum Tensile: 58,000 PSI. Minimum Yield: 36,000 PSI.
- Thread requirements: Roll threaded to ANSI B1.1 UNC & UNF Class 1A.
- Coating: Fe/Zn 3A per ASTM F1941.
- Material Test Reports: (If applicable) Must be available and have documented lot traceability, including full chemical and mechanical figures, to the specification(s) above.

Fastenal Product Standard: FNL.TROD.LC.HDG

Threaded Rod, Low Carbon, Hot Dip Galvanize

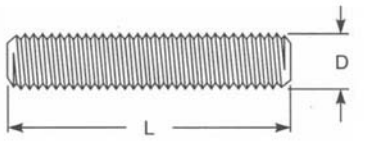

Diameter	Nominal Size	D (Major Diameter) Max	D (Major Diameter) Min
1/4-20	2500	2489	2367
1/4-28	2500	2490	2392
5/16-18	3125	3113	2982
5/16-24	3125	3114	3006
3/8-16	3750	3737	3595
3/8-24	3750	3739	3631
7/16-14	4375	4361	4206
7/16-20	4375	4362	4240
1/2-13	5000	4985	4822
1/2-20	5000	4987	4865
9/16-12	5625	5609	5437
9/16-18	5625	5611	5480
5/8-11	6250	6233	6051
5/8-18	6250	6236	6105
3/4-10	7500	7482	7288
3/4-16	7500	7485	7343
7/8-9	8750	8731	8523
7/8-14	8750	8734	8579
1-8	1.000	9980	9755
1-12	1.000	9982	9810
1 1/8-7	1.125	1.1228	1.0982
1 1/8-12	1.125	1.1229	1.1060
1 1/4-7	1.250	1.2478	1.2232
1 1/4-12	1.250	1.2482	1.2310
1 3/8-6	1.375	1.3728	1.3453
1 3/8-12	1.375	1.3731	1.3559
1 1/2-6	1.500	1.4976	1.4703
1 1/2-12	1.500	1.4981	1.4809
1 3/4-5	1.750	1.7473	1.7165
2-4.5	2.000	1.9971	1.9641

(L) Measure the length end to end using a tolerance of +/- 1/2"

Specification Requirements:

- Dimensions: See major diameter and length requirement above.
- Material & Mechanical Properties: Meets the minimum mechanical requirements of ASTM A36 and F1554 grade 36. Minimum Tensile: 58,000 PSI. Minimum Yield: 36,000 PSI.
- Thread requirements: Roll threaded to ANSI B1.1 UNC & UNF Class 1A BEFORE COATING.
- Coating: Hot dip galvanize per ASTM A153 or F2329.
- Material Test Reports: (If applicable) Must be available and have documented lot traceability, including full chemical and mechanical figures, to the specification(s) above.

Threaded Rods

Fastenal Product Standard: FNL.TROD.LC.LH.P

Threaded Rod, Low Carbon, Left Hand Thread, Plain

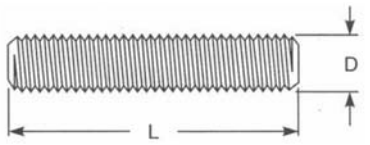

Diameter	Nominal Size	D (Major Diameter)	
		Max.	Min.
10-24	.190	.189	.1818
1/4-20	.2500	.2489	.2367
1/4-28	.2500	.2490	.2392
5/16-18	.3125	.3113	.2982
5/16-24	.3125	.3114	.3006
3/8-16	.3750	.3737	.3595
3/8-24	.3750	.3739	.3631
7/16-14	.4375	.4361	.4206
7/16-20	.4375	.4362	.4240
1/2-13	.5000	.4985	.4822
1/2-20	.5000	.4987	.4865
9/16-12	.5625	.5609	.5437
9/16-18	.5625	.5611	.5480
5/8-11	.6250	.6233	.6051
5/8-18	.6250	.6236	.6105
3/4-10	.7500	.7482	.7288
3/4-16	.7500	.7485	.7343
7/8-9	.8750	.8731	.8523
7/8-14	.8750	.8734	.8579
1-8	1.000	.9980	.9755
1-12	1.000	.9982	.9810
1 1/8-7	1.125	1.1228	1.0982
1 1/8-12	1.125	1.1229	1.1060
1 1/4-7	1.250	1.2478	1.2232
1 1/4-12	1.250	1.2482	1.2310
1 3/8-6	1.375	1.3726	1.3453
1 3/8-12	1.375	1.3731	1.3559
1 1/2-6	1.500	1.4976	1.4703
1 1/2-12	1.500	1.4981	1.4809
1 3/4-5	1.750	1.7473	1.7165
2-4.5	2.000	1.9971	1.9641

Specification Requirements:

- Dimensions: See major diameter and length requirement above.
- Material & Mechanical Properties: Meets the minimum mechanical requirements of ASTM A36 and F1554 grade 36. Minimum Tensile: 58,000 PSI. Minimum Yield: 36,000 PSI.
- Thread requirements: Roll threaded to ANSI B1.1 UNC & UNF Class 1A LH.
- Coating: Light protective oil.
- Material Test Reports: (If applicable) Must be available and have documented lot traceability, including full chemical and mechanical figures, to the specification(s) above.

Fastenal Product Standard: FNL.TROD.ACME.P

Threaded Rod, Low Carbon, Acme Thread, Plain

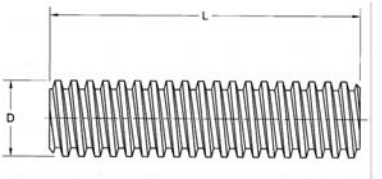

Size	Major Diameter		Pitch Diameter		Minor Diameter	
	Max.	Min.	Max.	Min.	Max.	Min.
0.2500-16.0	0.2500	0.2450	0.2148	0.2043	0.1775	0.1618
0.3125-14.0	0.3125	0.3075	0.2728	0.2614	0.2311	0.2140
0.3750-12.0	0.3750	0.3700	0.3284	0.3161	0.2817	0.2632
0.4375-12.0	0.4375	0.4325	0.3909	0.3783	0.3442	0.3253
0.5000-10.0	0.5000	0.4950	0.4443	0.4306	0.3800	0.3594
0.6250-8.0	0.6250	0.6188	0.5562	0.5408	0.4800	0.4570
0.7500-6.0	0.7500	0.7417	0.6598	0.6424	0.5633	0.5371
0.8750-6.0	0.8750	0.8667	0.7842	0.7663	0.6883	0.6615
1.0000-5.0	1.0000	0.9900	0.8920	0.8726	0.7800	0.7509
1.1250-5.0	1.1250	1.1150	1.0165	0.9967	0.9050	0.8753
1.2500-5.0	1.2500	1.2400	1.1411	1.1210	1.0300	0.9998
1.3750-4.0	1.3750	1.3625	1.2406	1.2186	1.050	1.0719
1.5000-4.0	1.5000	1.4875	1.3652	1.3429	1.2300	1.1965
1.7500-4.0	1.7500	1.7375	1.6145	1.5916	1.4800	1.4456
2.0000-4.0	2.0000	1.9875	1.8637	1.8402	1.7300	1.6948
2.2500-3.0	2.2500	2.2333	2.0713	2.0450	1.8967	1.8572
2.5000-3.0	2.5000	2.4833	2.3207	2.2939	2.1467	2.1065
2.7500-3.0	2.7500	2.7333	2.5700	2.5427	2.3967	2.3558
3.0000-2.0	3.0000	2.9750	2.7360	2.7044	2.4800	2.4326
3.5000-2.0	3.5000	3.4750	3.2350	3.2026	2.9800	2.9313
4.0000-2.0	4.0000	3.9750	3.7340	3.7008	3.4800	3.4302
4.5000-2.0	4.5000	4.4750	4.2330	4.1991	3.9800	3.9291
5.0000-2.0	5.0000	4.9750	4.7319	4.6973	4.4800	4.4281

***Measure length end to end using a tolerance of +/-1/2".

Specification Requirements:

- Dimensions: See major diameter and length requirement above.
- Material & Mechanical Properties: Meets the minimum mechanical requirements of ASTM A36 and F1554 grade 36. Minimum Tensile: 58,000 PSI. Minimum Yield: 36,000 PSI.
- Thread requirements: ANSI B1.5 ACME-2G.
- Coating: Light protective oil.
- Material Test Reports: (If applicable) Must be available and have documented lot traceability, including full chemical and mechanical figures, to the specification(s) above.

Fastenal Product Standard: FNL.M.TROD.4.6

Threaded Rod, Metric, Class 4.6, Plain

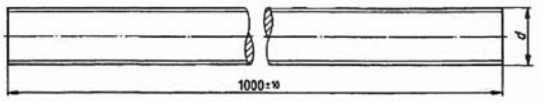

Thread, d	M2	M2.5	M3	(M3.5)	M4	M5	M6
Thread, d	M8	M10	M12	(M14)	M16	(M18)	
Thread, d	M20	(M22)	M24	(M27)	M30	(M33)	
Thread, d	M36	(M39)	M42	(M45)	M48	(M52)	M56

Specification Requirements:

- Dimensions: DIN 975
- Threads: 6g
- Material & Mechanical Properties: ISO 898 Part 1, Class 4.6
- Finish: Light protective oil.
- Material Test Reports: (If applicable) The MTR must have documented lot traceability, including full chemical and mechanical figures, to the specification(s) above.

Fastenal Product Standard: FNL.TR.SS

Threaded Rod, 18-8 Stainless Steel

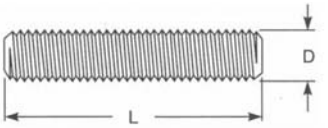

Diameter	Nominal Size	D (Major Diameter)	
		Max.	Min.
1/4	.2500	.2489	.2408
1/4	.2500	.2490	.2425
5/16	.3125	.3113	.3026
5/16	.3125	.3114	.3042
3/8	.3750	.3737	.3643
3/8	.3750	.3739	.3667
7/16	.4375	.4361	.4258
7/16	.4375	.4362	.4281
1/2	.5000	.4985	.4876
1/2	.5000	.4987	.4906
9/16	.5625	.5609	.5495
9/16	.5625	.5611	.5524
5/8	.6250	.6233	.6112
5/8	.6250	.6236	.6149
3/4	.7500	.7482	.7353
3/4	.7500	.7485	.7391
7/8	.8750	.8731	.8592
7/8	.8750	.8734	.8631
1	1.000	.9830	.9755
1	1.000	.9982	.9868
1 1/8	1.125	1.1228	1.1064
1 1/8	1.125	1.1229	1.1079
1 1/4	1.250	1.2478	1.2314
1 1/4	1.250	1.2479	1.2329
1 3/8	1.375	1.3726	1.3544
1 3/8	1.375	1.3728	1.3578
1 1/2	1.500	1.4976	1.4794
1 1/2	1.500	1.5000	1.4850
1 5/8	1.625	1.6228	1.6078
1 3/4	1.750	1.7473	1.7268
1 3/4	1.750	1.7477	1.7327
2	2.000	1.9971	1.9751
2	2.000	1.9977	1.9827

(L) Measure the length end to end using a tolerance of +/- 1/2"

Specification Requirements:

- Dimensions: See major diameter and length requirement above.
- Material: 18-8 stainless steel.
- Physical Properties: Tensile: 75,000psi min. Yield: 30,000psi min. Core Hardness Min.: HRB 80.
- Thread requirements: Roll threaded to ANSI B1.1 UNC & UNF Class 2A.
- Finish: Cleaned or descaled in accordance with ASTM A380.
- Product Marking: Marked with specified color on rod ends.
- Material Test Reports: (If applicable) The MTR must have documented lot traceability, including full chemical and mechanical figures, to the specification(s) above.

Threaded Rods

Fastenal Product Standard: FNL.TR.316

Threaded Rod, 316 Stainless Steel

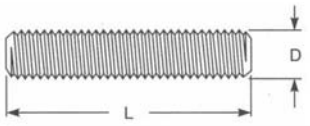

Diameter	Nominal Size	D (Major Diameter) Max.	D (Major Diameter) Min.
1/4	.2500	.2489	.2408
1/4	.2500	.2490	.2425
5/16	.3125	.3113	.3026
5/16	.3125	.3114	.3042
3/8	.3750	.3737	.3643
3/8	.3750	.3739	.3667
7/16	.4375	.4361	.4258
7/16	.4375	.4362	.4281
1/2	.5000	.4985	.4876
1/2	.5000	.4987	.4906
9/16	.5625	.5609	.5495
9/16	.5625	.5611	.5524
5/8	.6250	.6233	.6112
5/8	.6250	.6236	.6149
3/4	.7500	.7482	.7353
3/4	.7500	.7485	.7391
7/8	.8750	.8731	.8592
7/8	.8750	.8734	.8631
1	1.000	.9830	.9755
1	1.000	.9982	.9868
1 1/8	1.125	1.1228	1.1064
1 1/8	1.125	1.1229	1.1079
1 1/4	1.250	1.2478	1.2314
1 1/4	1.250	1.2479	1.2329
1 3/8	1.375	1.3726	1.3544
1 3/8	1.375	1.3728	1.3578
1 1/2	1.500	1.4976	1.4794
1 1/2	1.500	1.5000	1.4850
1 5/8	1.625	1.6228	1.6078
1 3/4	1.750	1.7473	1.7268
1 3/4	1.750	1.7477	1.7327
2	2.000	1.9971	1.9751
2	2.000	1.9977	1.9827

(L) Measure the length end to end using a tolerance of +/- 1/2"

Specification Requirements:

- Dimensions: See major diameter and length requirement above.
- Material: 316 stainless steel.
- Physical Properties: Tensile: 75,000psi min.
  Yield: 30,000psi min.
  Core Hardness Min.: HRB 80.
- Thread requirements: Roll threaded to ANSI B1.1 UNC & UNF Class 2A.
- Finish: Cleaned or descaled in accordance with ASTM A380.
- Product Marking: Marked with specified color on rod end.
- Material Test Reports (If applicable): The MTR must have documented lot traceability, including full chemical and mechanical figures, to the specification(s) above.

Fastenal Product Standard: FNL.TROD.BRS

Threaded Rod, Brass

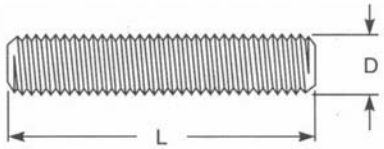

Diameter	Nominal Size	D (Major Diameter) Max.	D (Major Diameter) Min.
1/4-20	.2500	.2489	.2367
1/4-28	.2500	.2490	.2392
5/16-18	.3125	.3113	.2982
5/16-24	.3125	.3114	.3006
3/8-16	.3750	.3737	.3595
3/8-24	.3750	.3739	.3631
7/16-14	.4375	.4361	.4206
7/16-20	.4375	.4362	.4240
1/2-13	.5000	.4985	.4822
1/2-20	.5000	.4987	.4865
9/16-12	.5625	.5609	.5437
9/16-18	.5625	.5611	.5480
5/8-11	.6250	.6233	.6051
5/8-18	.6250	.6236	.6105
3/4-10	.7500	.7482	.7288
3/4-16	.7500	.7485	.7343
7/8-9	.8750	.8731	.8523
7/8-14	.8750	.8734	.8579
1-8	1.000	.9980	.9755
1-12	1.000	.9982	.9810
1 1/8-7	1.125	1.1228	1.0982
1 1/8-12	1.125	1.1229	1.1060
1 1/4-7	1.250	1.2478	1.2232
1 1/4-12	1.250	1.2482	1.2310
1 3/8-6	1.375	1.3728	1.3453
1 3/8-12	1.375	1.3731	1.3559
1 1/2-6	1.500	1.4976	1.4703
1 1/2-12	1.500	1.4981	1.4809
1 3/4-5	1.750	1.7473	1.7165
2-4.5	2.000	1.9971	1.9641

(L) Measure the length end to end using a tolerance of +/- 1/2"

Specification Requirements:

- Dimensions: See major diameter and length requirement above.
- Material & Mechanical Properties: Brass (Naval, Yellow, or Alloy number 360)
- Thread requirements: ANSI B1.1 UNC & UNF Class 1A.
- Material Test Reports: The MTR must have documented lot traceability, including full Chemical and mechanical figures, to the specification(s) above.

Fastenal Product Standard: FNL.TROD.B7.P

Threaded Rod, ASTM A193 B7, Plain

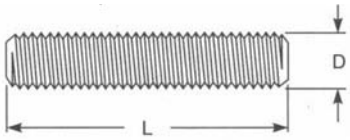

Diameter	Nominal Size	D (Major Diameter) Max.	D (Major Diameter) Min.
1/4	.2500	.2489	.2408
1/4	.2500	.2490	.2425
5/16	.3125	.3113	.3026
5/16	.3125	.3114	.3042
3/8	.3750	.3737	.3643
3/8	.3750	.3739	.3667
7/16	.4375	.4361	.4258
7/16	.4375	.4362	.4281
1/2	.5000	.4985	.4876
1/2	.5000	.4987	.4906
9/16	.5625	.5609	.5495
9/16	.5625	.5611	.5524
5/8	.6250	.6233	.6112
5/8	.6250	.6236	.6149
3/4	.7500	.7482	.7353
3/4	.7500	.7485	.7391
7/8	.8750	.8731	.8592
7/8	.8750	.8734	.8631
1	1.000	.9830	.9755
1	1.000	.9982	.9868
1 1/8	1.125	1.1228	1.1064
1 1/8	1.125	1.1229	1.1079
1 1/4	1.250	1.2478	1.2314
1 1/4	1.250	1.2479	1.2329
1 3/8	1.375	1.3726	1.3544
1 3/8	1.375	1.3728	1.3578
1 1/2	1.500	1.4976	1.4794
1 1/2	1.500	1.5000	1.4850
1 5/8	1.625	1.6228	1.6078
1 3/4	1.750	1.7473	1.7268
1 3/4	1.750	1.7477	1.7327
2	2.000	1.9971	1.9751
2	2.000	1.9977	1.9827

(L) Measure the length end to end using a tolerance of +/- 1/2"

Specification Requirements:

- Dimensions: See major diameter and length requirement above.
- Material & Mechanical Properties: ASTM A193 B7.
- Thread requirements: Roll threaded to ANSI B1.1 UNC & UNF Class 2A.
- Coating: Light protective oil.
- Marking: Both ends of rod to be painted purple or supplier color as specified.
- Material Test Reports (If applicable): The MTR must have documented lot traceability, including full chemical and mechanical figures, to the specification(s) above.

Fastenal Product Standard: FNL.TROD.B7.Z

Threaded Rod, ASTM A193 B7, Zinc Plated

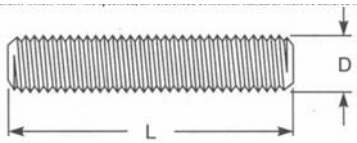

Diameter	Nominal Size	D (Major Diameter) Max.	D (Major Diameter) Min.
1/4	.2500	.2489	.2408
1/4	.2500	.2490	.2425
5/16	.3125	.3113	.3026
5/16	.3125	.3114	.3042
3/8	.3750	.3737	.3643
3/8	.3750	.3739	.3667
7/16	.4375	.4361	.4258
7/16	.4375	.4362	.4281
1/2	.5000	.4985	.4876
1/2	.5000	.4987	.4906
9/16	.5625	.5609	.5495
9/16	.5625	.5611	.5524
5/8	.6250	.6233	.6112
5/8	.6250	.6236	.6149
3/4	.7500	.7482	.7353
3/4	.7500	.7485	.7391
7/8	.8750	.8731	.8592
7/8	.8750	.8734	.8631
1	1.000	.9830	.9755
1	1.000	.9982	.9868
1 1/8	1.125	1.1228	1.1064
1 1/8	1.125	1.1229	1.1079
1 1/4	1.250	1.2478	1.2314
1 1/4	1.250	1.2479	1.2329
1 3/8	1.375	1.3726	1.3544
1 3/8	1.375	1.3728	1.3578
1 1/2	1.500	1.4976	1.4794
1 1/2	1.500	1.5000	1.4850
1 5/8	1.625	1.6228	1.6078
1 3/4	1.750	1.7473	1.7268
1 3/4	1.750	1.7477	1.7327
2	2.000	1.9971	1.9751
2	2.000	1.9977	1.9827

(L) Measure the length end to end using a tolerance of +/- 1/2"

Specification Requirements:

- Dimensions: See major diameter and length requirement above.
- Material & Mechanical Properties: ASTM A193 B7.
- Thread requirements: Roll threaded to ANSI B1.1 UNC & UNF Class 2A.
- Coating: Fe/Zn 3A per ASTM F1941
- Marking: Both ends of rod to be painted purple or supplier color as specified.
- Material Test Reports (If applicable): The MTR must have documented lot traceability, including full chemical and mechanical figures, to the specification(s) above.

Stud Bolts

Fastenal Product Standard: FNL.STB.B7.P

Stud Bolts, ASTM A193 Grade B7, Plain

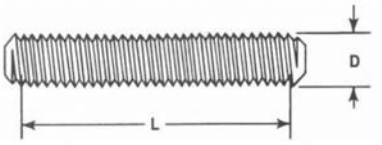

Length, in.	Length Tolerance, in.
to 12	± 0.062
over 12 to 18	± 0.125
over 18	± 0.250

Specification Requirements:

- Dimensions: IFI-136, Length Tolerance
- Material & Mechanical Properties: ASTM A-193 B-7.
- Thread requirements: ASME B1.1, UNC or UN8, Class 2A
- Coating: Light protective oil.
- Product Marking: Manufacturer ID and "B7" grade marking applied to one end for ≥ 3/8" and manufacturer ID on one end and grade marking on the other end for < 3/8".
- Material Test Reports: (If applicable) The MTR must have documented lot traceability, including full chemical and mechanical figures, to the specification(s) above.

Fastenal Product Standard: FNL.STB.B7.Z

Stud Bolts, ASTM A193 Grade B7, Zinc Plated

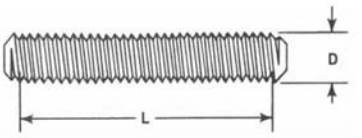

Length, in.	Length Tolerance, in.
to 12	± 0.062
over 12 to 18	± 0.125
over 18	± 0.250

Specification Requirements:

- Dimensions: IFI-136, Length Tolerance
- Material & Mechanical Properties: ASTM A-193 B-7.
- Thread requirements: ASME B1.1, UNC or UN8, Class 2A, prior to coating.
- Coating: Fe/Zn 3A per ASTM F1941.
- Product Marking: Manufacturer ID and "B7" grade marking applied to one end for ≥ 3/8" and manufacturer ID on one end and grade marking on the other end for <3/8".
- Material Test Reports: (If applicable) The MTR must have documented lot traceability, including full chemical and mechanical figures, to the specification(s) above.

Fastenal Product Standard: FNL.STB.B7.CD

Stud Bolts, ASTM A193 Grade B7, Cadmium Plated

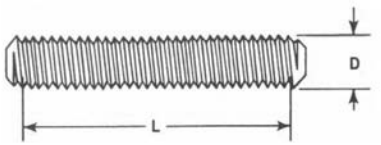

Length, in.	Length Tolerance, in.
to 12	± 0.062
over 12 to 18	± 0.125
over 18	± 0.250

Specification Requirements:

- Dimensions: IFI-136, Length tolerance
- Material & Mechanical Properties: ASTM A-193 B-7.
- Thread requirements: ASME B1.1, UNC or UN8, Class 2A, BEFORE COATING. Ford Motor Specification WA-990 permissible AFTER COATING
- Coating: Fe/Cd 5A per ASTM F1941.
- Product Marking: Manufacturer ID and "B7" grade marking applied to one end for ≥ 3/8" and manufacturer ID on one end and grade marking on the other end for < 3/8".
- Material Test Reports: (If applicable) The MTR must have documented lot traceability, including full chemical and mechanical figures, to the specification(s) above.

Fastenal Product Standard: FNL.STB.B7.CDY

Stud Bolts, ASTM A193 Grade B7, Yellow Cadmium Plated

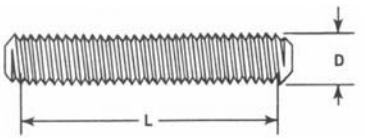

Length, in.	Length Tolerance, in.
to 12	± 0.062
over 12 to 18	± 0.125
over 18	± 0.250

Specification Requirements:

- Dimensions: IFI-136, Length tolerance
- Material & Mechanical Properties: ASTM A-193 B-7.
- Thread requirements: ASME B1.1, UNC or UN8, Class 2A, BEFORE COATING. Ford Motor Specification WA-990 permissible AFTER COATING
- Coating: Fe/Cd 5C per ASTM F1941.
- Product Marking: Manufacturer ID and "B7" grade marking applied to one end for ≥ 3/8" and manufacturer ID on one end and grade marking on the other End for < 3/8".
- Material Test Reports: (If applicable) The MTR must have documented lot traceability, including full chemical and mechanical figures, to the specification(s) above.