

Section	Pages	Section	Pages	Section	Pages
Hose	15-67	Swivel Joints	229-244	Quick Disconnect Couplings	268-345
Fittings	68-180	Flexmaster Joints	245-260	Access., Equipment & Assembly Instructions	346-393
Adapters and Tube Fittings	181-228	FLOCS®	261-267	Technical Data	394-433

HOSE FITTINGS

Description	Page	Description	Page	Description	Page
Global Crimp Fittings	74	Hose to Fitting Reference Chart.....	69	Socket Data – Crimp	72
Global OTC (Over the Cover)	74	How to Order	70	Reusable	73
Global Skive Nipples	74	Internal Skive Crimp Fittings	123	Socketless	168
Global Socket Data	72	LifeSaver Fittings	146, 154, 156, 163	Spiral Single Skive Crimp Fittings	108
Global TTC (Thru the Cover)	74	O-Rings	178	Split Flanges.....	176
Global TTC12	74	PTFE Crimp Fittings	140	Suction Hose Fittings	143
Global Spiral TTC™	100	Reusable Fittings	145	Super Gem®	174
				Swage Fittings	135



This page is part of a complete catalog which contains technical and safety data that must be reviewed when selecting a product.

HOSE TO FITTING PAGE REFERENCE CHART

HOSE PART NO.	CRIMP FITTINGS											REUSABLE FITTINGS			
	CRIMP	PTFE CRIMP	GLOBAL					SPIRAL TTC	INTERNAL SKIVE	SPIRAL SINGLE SKIVE	SOCKETS	SWAGE	REUSABLE	SOCKETS	
			NIPPLES	OTC	TTC	TTC12	SOCKETS								
CR170	Contact Eaton Aeroquip for fitting information														
FC136						74		123	108	72		165	73		
FC186		140								72		174	73		
FC194			74							72					
FC195			74							72		158	73		
FC211			74		74					72		153	73		
FC212			74		74					72		163	73		
FC234												145	73		
FC252												173			
FC254							100	123	108 116	72					
FC273							100	128	116	72					
FC300												145	73		
FC310			74		74					72		155	73		
FC318	143		74	74	74	74				72		173			
FC321												145	73		
FC323								123	108	72					
FC324								123	108 115	72		165	73		
FC325								129		72					
FC332												168			
FC350												145	73		
FC352												173			
FC355												145	73		
FC363		142								72			73		
FC364		142								72			73		
FC372			74							72	135	153	73		
FC373			74							72	135	153	73		
FC374											135				
FC375											135				
FC376	Contact Eaton Aeroquip for fitting information														
FC377	Contact Eaton Aeroquip for fitting information														
FC414															
FC465		140								72		174	73		
FC466			74							72					
FC469	Contact Eaton Aeroquip for fitting information														
FC498			74							72					
FC505															
FC510			74		74					72		155	73		
FC555	Contact Eaton Aeroquip for fitting information														
FC558												145	73		
FC563		142								72			73		
FC579										72					
FC606							100	134		72					
FC611					74										
FC616															
FC619			74	74									173		

HOSE PART NO.	CRIMP FITTINGS											REUSABLE FITTINGS			
	CRIMP	PTFE CRIMP	GLOBAL					SPIRAL TTC	INTERNAL SKIVE	SPIRAL SINGLE SKIVE	SOCKETS	SWAGE	REUSABLE	SOCKETS	
			NIPPLES	OTC	TTC	TTC12	SOCKETS								
FC636							74								
FC639												72			
FC645		140										72			
FC659															
FC690												135			
FC693					74										
FC699															
FC701												139			
FC702												139			
FC735					74						72				
FC736					74		123	108	72			165			
FC802												145	73		
302A												145	73		
303												145	73		
1503												145	73		
1529			74								72	158	73		
1531												173	73		
1531A												173	73		
1540												145	73		
2550												172	73		
2554												172	73		
2555												172	73		
2556												168			
2565												168			
2570												172	73		
2575												168			
2580												145	73		
2583				74								72			
2651												145	73		
2661	143		74	74	74	74					72	173			
2681			74									72			
2766			74									72	158 73		
2781			74									72	158 73		
2807		140										72	174 73		
2808												175	73		
GH120			74			74						72			
GH134	Contact Eaton Aeroquip for fitting information														
GH194			74		74							72			
GH195			74		74							72			
GH466							100								
GH493					74				108	72		165	73		
GH506							100								
GH663			74		74							72	153 73		
GH681			74		74							72			
GH683					74							72			
GH781			74		74							72			
GH793			74		74							72	163 73		

HOSE FITTINGS I

How to order

Accurate processing and prompt delivery of your order depend on easy identification of your requirements. Please order Aeroquip parts using correct part numbers as described in this catalog. Inquiries and orders should be directed to your Aeroquip Distributor or:

Eaton Aeroquip
 Industrial Division
 3000 Strayer Road, P.O. Box 631
 Maumee, Ohio 43537-0631
 419/867-2600; Fax: 419/867-2629
 www.aeroquip.com

Part numbers and dash sizes

Dash size designates the nominal size in 16ths of an inch. This number immediately follows the part number and is separated from it with a dash.

Fittings with "FC" or "FJ" part numbers will have the size expressed in four numerals. The first two numerals indicate the size of the connecting end and the second two numerals indicate the size of the hose end. All other fittings are followed by a dash number which is the nominal size of the fitting expressed in 16ths of an inch. Where two dash numbers are given, the first one generally indicates the pipe or port size and the second indicates the tube or hose size. The hose dash number should always be the same as the last dash number on the fitting.

Material designation

Most fittings in this catalog have a material designation as part of the part number. An explanation is shown below.

38	Brass nipple, steel socket	B	Brass
44	Bronze nipple and nut: brass socket	C	Stainless steel
		D	Aluminum alloy
63	Brass nipple, steel nut and socket	S	Steel
259	316 Stainless steel		
449	Malleable iron		

Dimensions

Dimensions given in this catalog for Aeroquip products are approximate and should be used for reference only. Exact dimensional information for a given product is subject to change and varying tolerances; contact Eaton Aeroquip directly for full current information.

Globally Standardized Pressure Ratings

Aeroquip has standardized hose burst and operating pressure ratings in cataloging, worldwide. This move toward standardization will slightly alter some of the pressures ratings listed for hoses in this catalog as pressures are rounded off. This is a paper conversion only. This action has no effect on the actual testing and certification of Aeroquip hoses to stringent product standards.



WARNING

Aeroquip manufactures the terminal ends of our hose fittings to the appropriate requirements established by the SAE. Therefore, the performance ratings of these hose fittings meet the SAE requirements. It is possible to order a hose assembly with a fitting terminal end that has a performance rating lower than the hose rating. When ordering hose assemblies, please keep the terminal end performance rating in mind since this may affect overall hose assembly performance.

Many hose assembly components (hose and fittings) are easily assembled in the field. However, factory assembled swaged, crimped and reusable hose assemblies are available. For complete information, contact Eaton Aeroquip.

MIXING/MATCHING

AEROQUIP FITTING TOLERANCES ARE ENGINEERED TO MATCH AEROQUIP HOSE TOLERANCES. THE USE OF AEROQUIP FITTINGS ON HOSE SUPPLIED BY OTHER MANUFACTURERS AND/OR THE USE OF AEROQUIP HOSE WITH FITTINGS SUPPLIED BY OTHER MANUFACTURERS MAY RESULT IN THE PRODUCTION OF UNRELIABLE AND UNSAFE HOSE ASSEMBLIES AND IS NEITHER RECOMMENDED NOR AUTHORIZED BY AEROQUIP.

AEROQUIP SHALL NOT BE SUBJECT TO AND DISCLAIMS ANY OBLIGATIONS OR LIABILITIES (INCLUDING BUT NOT LIMITED TO ALL CONSEQUENTIAL, INCIDENTAL AND CONTINGENT DAMAGES) ARISING OUT OF BREACH OF CONTACT OR OF WARRANTY OR ARISING FROM TORT CLAIMS (INCLUDING WITHOUT LIMITATION NEGLIGENCE AND STRICT LIABILITY) OR OTHER THEORIES OF LAW WITH RESPECT TO ANY HOSE ASSEMBLIES NOT PRODUCED FROM GENUINE AEROQUIP HOSE FITTINGS, HOSE AND AEROQUIP APPROVED EQUIPMENT, AND IN CONFORMANCE WITH AEROQUIP PROCESS AND PRODUCT INSTRUCTIONS FOR EACH SPECIFIC HOSE ASSEMBLY.

FAILURE TO FOLLOW AEROQUIP PROCESS AND PRODUCT INSTRUCTIONS AND LIMITATIONS COULD LEAD TO PREMATURE HOSE ASSEMBLY FAILURES RESULTING IN PROPERTY DAMAGE, SERIOUS INJURY OR DEATH.

Global Crimp Sockets, Nipples and Fittings

Global Part Numbering System

Part numbers collapse to the shortest possible number of digits:

It is assumed that a global fitting has a straight configuration unless a code is added to designate otherwise.

e.g., 1SA8FJ8 has a straight configuration
1SA8FJA8 has a 45° elbow configuration

Dashes and unnecessary zeros are not used.

e.g., 1/4" is designated by "4" not "-4" or "04"
5/8" is designated by "10" not "-10"

Global Crimp Sockets

Complete socket number: _____ 1S A 8
Global 2-piece part number _____
Wire braid construction _____
A = Single wire braid
B = Double wire braid
Hose size* _____

Global Material Designation

Global crimp nipples, sockets and fittings standard material is zinc plated carbon steel. Items so designated in catalog available in stainless steel.

Global Crimp Nipples/Fittings

Complete nipple part number: _____ 1S A 8 FJ A 8
Product group code _____
1S = Global 2-piece part number
1A = TTC fitting part number
1B = TTC12 fitting part number
1G = OTC Global fitting part number
1E = Spiral TTC fitting part number for four-spiral hose
1Z = Spiral TTC fitting part number for six-spiral hose
Material stock code _____

If material is round stock, then this position collapses.

A = inch hex stock
(metric hex, this position collapses)

For 1 1/4" Braided Hose Fittings:

P = 1 wire braid hose socket with no hex
R = 1 wire braid hose socket with inch hex
T = 2 wire braid hose socket with no hex
V = 2 wire braid hose socket with inch hex

End connection size* _____
End connection code _____

BF = BSP Female Swivel (1 hex)	FR = Female ORS
BP = BSP Male Parallel	FS = Female SAE Swivel
BT = BSP Male Tapered	JF = JIS Female Swivel
CT = Cat Flange	JM = BSP Female Swivel (2 hexes)
DK = 24 Male (light duty)	KF = Komatsu Female Swivel
DL = DKO Female Swivel (light duty)	KS = Komatsu Split Flange
DS = DKO Female Swivel (heavy duty)	MB = Male Boss O-Ring
EK = 24 Male (heavy duty)	MF = Male Inverted Flare
FH = Flange Code 62	MJ = Male JIC
FJ = Female JIC Swivel	MP = Male Pipe
FL = Flange Code 61	MR = Male ORS
	PS = Pipe Swivel

Connecting end configuration code _____
If nipple has a straight configuration, then this position collapses.

A = 45°
B = 90°, standard or short drop
C = 90°, long drop
D = 22 1/2°
E = 67 1/2°
F = 30°
G = 60°

Hose size* _____
Material Designation _____
C = stainless steel, if fitting is zinc plated carbon steel (standard), this position collapses.

*When ordering sizes 3, 4, 5, 6 and 8 the part number requires only single digits

Crimp fittings



Fittings are ordered as complete assemblies or as component parts.

Complete fitting number: _____ FJ9896- 20 20 S
Basic part number _____
Pipe or port size _____
Mating hose size _____
Material designation suffix _____

Crimp socket



Complete socket number: _____ FC2717- 20 S
Basic part number _____
Socket hose size _____
Material designation suffix _____

Crimp nipple



Complete nipple number: _____ FC2710- 20 20 S
Basic part number _____
Socket or port size _____
Socket hose size _____
Material designation suffix _____

Reusable fittings

Fittings are ordered as complete assemblies.

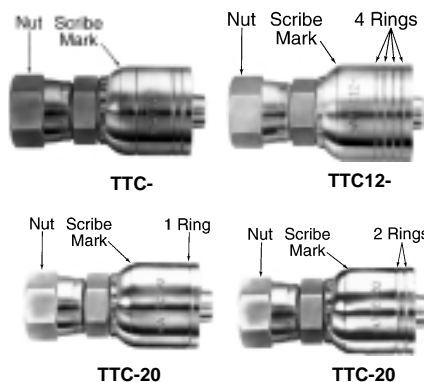
Complete number: _____ 412- 8 10 S
Basic part number _____
Pipe or port size (in 16ths of an inch) _____
Mating hose size _____
Material designation suffix _____

Crimp Socket Data – Socket to hose correct combinations

Use of the correct Aeroquip socket with a given Aeroquip hose is essential for proper assembly and performance. Virtually all Aeroquip hose sockets are marked with the socket part number and dash size. Using this number, from the following table, the correct hose or hoses may be found and dash sizes matched, to assure the correct combination.


Global Non-Skive Socket Identification (TTC, TTC-20, and TTC12 Sockets)

Thru the cover fitting sockets for one wire and two wire braid hose in all sizes except -20 have one and two rings plus a scribe mark and TTC-(size) stamped on the socket. In the -20 size there are two sockets, one for one wire braid hose with one ring on the socket and one for two wire braid hose with two rings on the socket plus a scribe mark. Both -20 sockets have TTC-20 stamped on the sockets. Thru the cover fitting sockets for four spiral hose have four rings plus a scribe mark and TTC12-(size) stamped on the socket.




Global Over the Cover Identification (OTC Sockets)

Over the cover Global fitting sockets have 1G(size) and a scribe mark stamped on the socket.



Global Skive Socket Identification

1SA sockets are stamped 1SA(size) for one wire braid hose and 1SB sockets are stamped 1SB(size) for two wire braid hose. 1SA sockets have one ring and 1SB sockets have two rings grooved around the circumference of each socket.



Global Identification Marking

Global hose fittings are identified with the Aeroquip trademark and the hose size. In addition, Global sockets are identified with the following:

Identification Marking	Fitting Style	Hose/Socket Description
1 ring 1SA(size)	skive	One wire braid hose and skive type socket
2 rings 1SB(size)	skive	Two wire braid hose and skive type socket
2 rings 1 ring 1 scribe mark TTC-(size)	Thru the cover	One wire and two wire braid hose and TTC socket
4 rings 1 scribe mark TTC12-(size)	Spiral thru the cover	Four spiral wire hose and TTC12 socket
1 ring 1 scribe mark TTC-20	Thru the cover (-20 size only)	One wire braid -20 size hose and TTC socket
2 rings 1 scribe mark TTC-20	Thru the cover (-20 size only)	Two wire braid -20 size hose and TTC socket
1 scribe mark 1G (size)	Over the cover	Textile braid and suction hoses and OTC socket (SAE 100R3, R4 and R6 hose styles)









Crimp sockets	Socket base part number	Aeroquip hose base part no.	Dash sizes
	1SA	2681	-03 to -32
		FC194	-04 to -20
		FC211	-04 to -16
		FC310	-04 to -20
		FC372	-03
		FC373	-03
		FC510	-04 to -20
		FC639	-04 to -08
		FC901	-00
		FC902	-00
		GH194	-04 to -20
		GH663	-04 to -16
		GH681	-04 to -08
			1SB
2766	-4 to -32		
2781	-4 to -32		
FC195	-04 to -32		
FC212	-04 to -32		
FC372	-04 to -16		
FC373	-04 to -16		
FC466	-04 to -12		
FC498	-04 to -12		
FC579	-04		
FC639	-10 to -16		
FC735	-04 to -20		
FC901	-01 to -06		
FC902	-01 to -06		
GH120	-04 to -20		
GH195	-04 to -32		
GH683	-04, -06		
GH781	-04 to -20		
GH793	-04 to -32		
	FC1410	FC136	-12, -16
		FC736	-12, -16
		FC323 GH493	-12, -16
	FC3471	FC136	-06 to -10
		GH493	-06 to -10
		FC736	-06 to -10
	FC1347	FC363	-08 to -32
		FC364	-08 to -32
		FC563	-08 to -32
		FC1601	FC606
	FC2540	FC136	-16 to -32
		FC736	-16 to -20
		FC254	-08, -16 to -32
		FC273	-16
		FC323	-16 to -32
		FC324	-16
		FC325	-16
	FC2717	FC254	-12
		FC273	-12, -20 to -32
		FC323	-12
		FC324	-12
		FC325	-12
	FC3023	2661	-40
		FC318	-40
	FC3443	2807	-05, -06, -10
		FC645	-06
		FC186	-05, -06, -10
		FC465	-05, -06, -10
		2807	-03, -04, -08, -12, -16
	FC3596	FC186	-04, -08, -12
		FC465	-03, -04, -06
		FC645	06
	FC1740	FC650	-04 to -12






SCRIBE MARK: For TTC and TTC12 Fittings, the Scribe Mark identifies Crimp Length Indicator for assembly; See Bulletin JA55 for details.

Reusable Socket Data—Socket to hose correction combinations

Use of the correct Aeroquip socket with a given Aeroquip hose is essential for proper assembly and performance. Virtually all Aeroquip hose sockets are marked with the

socket part number and dash size. Using this number, from the table below, the correct hose or hoses may be found and dash sizes matched, to assure the correct combination.

Reusable sockets	Socket base part number	Aeroquip hose base part number	Dash sizes
	1206	2807, FC186, FC465	all
	1208	2808	all
	1210	303, 1503, 1540, 2580, 2651, FC234, FC300, FC321, FC350, FC355, FC558, FC802	-4 to -12
	1212	302A, 1503, 1540, 2580, 2651, FC234, FC300, FC321, FC350, FC355, FC558	-16 to -48
	1214	2550, 2554, 2555, 2570	all
	1219	1531, 1531A	all
	4007	FC136 GH493	-6, -12
	4010	1529	-4 to -12 -20 to -32
		2766	-4 to -12 -20 to -32
		2781	-4 to -12 -20 to -32
		FC195	-4 to -12 -20 to -32

Reusable sockets	Socket base part number	Aeroquip hose base part number	Dash sizes
	4013	1529	-16
		2766	-16
		2781	-16
		FC136	-08, -16
		FC195	-16
		FC324	-08
	FC2383	FC136 GH493	-20, -24
		FC2542	FC211, GH663
	FC2642	FC310	all
		FC510	-04 to -16
	FC2652	FC212, GH793	all
	FC1941	FC372, FC373	all

Global Nipples for use with Hose: *Clamp:* 2661 (-12 thru -20), FC318 (-12 thru -20), FC619 (-12 thru -20). *Socket 1SA:* 2681, FC194, FC211, FC310, FC372-03, FC373-03, FC510, FC639 (-4 thru -8), GH194, GH663, GH681. *Socket 1SB:* 1529, 2766, 2781, FC195, FC212, FC372 (-4 thru -16), FC373 (-4 thru -16), FC466, FC498, FC579, FC639 (-10 thru -16), FC735 (-4 thru -20), GH120 (-4 thru -20), GH195, GH683 (-4,-6), GH781 (-04 thru -20), GH793.

Global OTC Fittings for use with Hose: 2583, 2661, FC318, FC466, FC498, FC619, FC699

Global TTC Fittings for use with Hose: 2661(-12 thru -32), FC211, FC212, FC310, FC318 (-12 thru -32), FC414, FC510, FC579, FC611, FC619, FC639 (-4 thru -12), FC693, FC735, GH120, GH194, GH195, GH663, GH681-6, GH683, GH781, GH793.



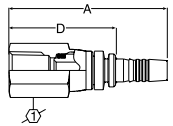
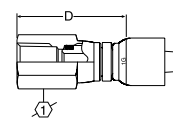
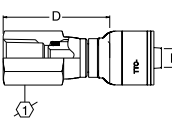
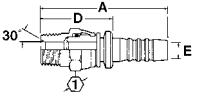
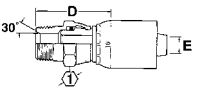
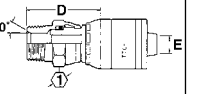
Global TTC12 Fittings for use with Hose: 2661-12, FC136, FC318-12, FC616, FC636, FC659, FC736, GH493.

Nipple Part Number	OTC Part Number	TTC Part Number	TTC12 Part Number	Thread	Hose Size	A	D	E Ø	H		
Male Pipe (MP)											
1SA2MP3	—	—	—	1/8-27	-03	1.59	.90	.10			.44
1SA4MP3	—	—	—	1/4-18	-03	1.62	.93	.10			.56
1SA2MP4	1GA2MP4	1AA2MP4	—	1/8-27	-04	1.84	.92	.17			.56
1SA4MP4	1GA4MP4	1AA4MP4†	—	1/4-18	-04	2.06	1.14	.17			.56
1SA6MP4	1GA6MP4	1AA6MP4	—	3/8-18	-04	1.90	.98	.17			.69
1SA4MP6	1GA4MP6	1AA4MP6	1BA4MP6	1/4-18	-06	2.18	1.18	.26			.69
1SA6MP6	1GA6MP6	1AA6MP6†	1BA6MP6	3/8-18	-06	2.27	1.28	.26			.69
1SA8MP6	1GA8MP6	1AA8MP6	1BA8MP6	1/2-14	-06	2.27	1.28	.16			.88
1SA4MP8	1GA4MP8	1AA4MP8	1BA4MP8	1/4-18	-08	2.40	1.23	.30			.81
1SA6MP8	1GA6MP8	1AA6MP8	1BA6MP8	3/8-18	-08	2.49	1.32	.38			.81
1SA8MP8	1GA8MP8	1AA8MP8†	1BA8MP8	1/2-14	-08	2.74	1.56	.38			.88
1SA12MP8	1GA12MP8	1AA12MP8	1BA12MP8	3/4-14	-08	2.56	1.39	.38			1.06
1SA6MP10	—	1AA6MP10	—	3/8-18	-10	2.49	1.33	.42			.94
1SA8MP10	1GA8MP10	1AA8MP10	1BA8MP10	1/2-14	-10	2.74	1.58	.50			.94
1SA12MP10	1GA12MP10	1AA12MP10	1BA12MP10	3/4-14	-10	2.56	1.40	.50			1.06
1SA8MP12	1GA8MP12	1AA8MP12	1BA8MP12	1/2-14	-12	2.78	1.60	.56			1.13
1SA12MP12	1GA12MP12	1AA12MP12†	1BA12MP12	3/4-14	-12	2.84	1.65	.61			1.13
1SA16MP12	1GA16MP12	1AA16MP12	1BA16MP12	1-11 1/2	-12	2.80	1.61	.61			1.38
1SA12MP16	1GA12MP16	1AA12MP16	1BA12MP16	3/4-14	-16	3.02	1.67	.76			1.38
1SA16MP16	1GA16MP16	1AA16MP16†	1BA16MP16	1-11 1/2	-16	3.22	1.86	.82			1.38
1SA20MP16	1GA20MP16	1AA20MP16	1BA20MP16	1 1/4-11 1/2	-16	3.08	1.72	.82			1.69
1SA16MP20	1GA16MP20	—	1BA16MP20	1-11 1/2	-20	3.66	1.93	.95			1.75
—	—	1AR16MP20*	—	1-11 1/2	-20	3.66	1.93	.95			1.75
—	—	1AV16MP20**	—	1-11 1/2	-20	3.66	1.93	.95			1.75
1SA20MP20	1GA20MP20	—	1BA20MP20	1 1/4-11 1/2	-20	3.52	1.79	1.05			1.81
—	—	1AR20MP20*†	—	1 1/4-11 1/2	-20	3.52	1.79	1.05			1.81
—	—	1AV20MP20**†	—	1 1/4-11 1/2	-20	3.52	1.79	1.05			1.81
1SA24MP24	1GA24MP24	1AA24MP24	1BA24MP24	1 1/2-11 1/2	-24	4.18	2.36	1.26			2.00
1SA32MP32	1GA32MP32	1AA32MP32	—	2-11 1/2	-32	4.59	2.61	1.75			2.50
—	—	—	1BA32MP32	2-11 1/2	-32	5.06	2.58	1.75			2.50

*Uses 1 wire braid hose socket. FT1320, FT1330 and FT1208 assembly machines require a one-piece fitting.
 **Uses 2 wire braid hose socket. FT1320, FT1330 and FT1208 assembly machines require a one-piece fitting.
 †Also available in stainless steel, add suffix "C" to part number, i.e., 1AA4MP4C.

Global Nipples for use with Hose: *Clamp:* 2661 (-12 thru -20), FC318 (-12 thru -20), FC619 (-12 thru -20). *Socket 1SA:* 2681, FC194, FC211, FC310, FC372-03, FC373-03, FC510, FC639 (-4 thru -8), GH194, GH663, GH681. *Socket 1SB:* 1529, 2766, 2781, FC195, FC212, FC372 (-4 thru -16), FC373 (-4 thru -16), FC466, FC498, FC579, FC639 (-10 thru -16), FC735 (-4 thru -20), GH120 (-4 thru -20), GH195, GH683 (-4,-6), GH781 (-04 thru -20), GH793.
Global OTC Fittings for use with Hose: 2583, 2661, FC318, FC466, FC498, FC619, FC699

Global TTC Fittings for use with Hose: 2661(-12 thru -32), FC211, FC212, FC310, FC318 (-12 thru -32), FC414, FC510, FC579, FC611, FC619, FC639 (-4 thru -12), FC693, FC735, GH120, GH194, GH195, GH663, GH681-6, GH683, GH781, GH793.
Global TTC12 Fittings for use with Hose: 2661-12, FC136, FC318-12, FC616, FC636, FC659, FC736, GH493.

Nipple Part Number	OTC Part Number	TTC Part Number	TTC12 Part Number	Thread	Hose Size	A	D	E Ø	H		
											
Female Pipe Swivel (PF)											
1SA4PF4	1GA4PF4	1AA4PF4	—	1/4-18	-04	2.87	1.95	.17	.75		
1SA6PF6	1GA6PF6	1AA6PF6	—	3/8-18	-06	2.97	1.97	.26	.88		
1SA8PF8	1GA8PF8	1AA8PF8	—	1/2-14	-08	3.58	2.41	.38	1.06		
1SA12PF12	1GA12PF12	1AA12PF12	—	3/4-14	-12	3.63	2.44	.61	1.38		
											
Male Pipe Swivel (PS)											
1SA2PS3	—	—	—	1/8-27	-03	2.11	1.42	.10	.56		
1SA4PS4	1GA4PS4	1AA4PS4	—	1/4-18	-04	2.54	1.62	.17	.75		
1SA6PS6	1GA6PS6	1AA6PS6	—	3/8-18	-06	2.66	1.67	.26	.88		
1SA8PS6	1GA8PS6	1AA8PS6	—	1/2-14	-06	2.85	1.85	.26	.88		
1SA6PS8	1GA6PS8	1AA6PS8	—	3/8-18	-08	2.88	1.71	.38	.88		
1SA8PS8	1GA8PS8	1AA8PS8	—	1/2-14	-08	3.13	1.96	.38	.94		
1SA12PS12	1GA12PS12	1AA12PS12	—	3/4-14	-12	3.24	2.05	.61	1.38		
1SA16PS16	1GA16PS16	1AA16PS16	—	1-11/2	-16	3.88	2.53	.81	1.50		

Global Nipples for use with Hose: *Clamp:* 2661 (-12 thru -20), FC318 (-12 thru -20), FC619 (-12 thru -20). *Socket 1SA:* 2681, FC194, FC211, FC310, FC372-03, FC373-03, FC510, FC639 (-4 thru -8), GH194, GH663, GH681. *Socket 1SB:* 1529, 2766, 2781, FC195, FC212, FC372 (-4 thru -16), FC373 (-4 thru -16), FC466, FC498, FC579, FC639 (-10 thru -16), FC735 (-4 thru -20), GH120 (-4 thru -20), GH195, GH683 (-4,-6), GH781 (-04 thru -20), GH793.
Global OTC Fittings for use with Hose: 2583, 2661, FC318, FC466, FC498, FC619, FC699

Global TTC Fittings for use with Hose: 2661(-12 thru -32), FC211, FC212, FC310, FC318 (-12 thru -32), FC414, FC510, FC579, FC611, FC619, FC639 (-4 thru -12), FC693, FC735, GH120, GH194, GH195, GH663, GH681-6, GH683, GH781, GH793.

Global TTC12 Fittings for use with Hose: 2661-12, FC136, FC318-12, FC616, FC636, FC659, FC736, GH493.

Nipple Part Number	OTC Part Number	TTC Part Number	TTC12 Part Number	Hose Thread	Size	A	D	EØ	H	①	②
Female JIC/SAE 37° Swivel (FJ)											
1SA3FJ3	—	—	—	3/8-24	-03	1.69	1.00	.10		.50	.44
1SA4FJ3	—	—	—	7/16-20	-03	1.69	1.00	.10		.56	.44
1SA3FJ4	1GA3FJ4	1AA3FJ4	—	3/8-24	-04	1.94	1.02	.13		.50	.56
1SA4FJ4	1GA4FJ4	1AA4FJ4†	—	7/16-20	-04	2.00	1.07	.17		.56	.56
1SA5FJ4	1GA5FJ4	1AA5FJ4	—	1/2-20	-04	1.98	1.06	.17		.62	.56
1SA6FJ4	1GA6FJ4	1AA6FJ4	—	9/16-18	-04	2.03	1.11	.17		.69	.56
1SA5FJ5	1GA5FJ5	1AA5FJ5	—	1/2-20	-05	2.08	1.14	.21		.62	.56
1SA6FJ5	1GA6FJ5	1AA6FJ5	—	9/16-18	-05	2.06	1.12	.21		.69	.56
1SA4FJ6	1GA4FJ6	1AA4FJ6	1BA4FJ6	7/16-20	-06	2.19	1.19	.17		.56	.69
1SA5FJ6	1GA5FJ6	1AA5FJ6	—	1/2-20	-06	2.24	1.24	.23		.62	.69
1SA6FJ6	1GA6FJ6	1AA6FJ6†	1BA6FJ6	9/16-18	-06	2.28	1.28	.26		.69	.69
1SA8FJ6	1GA8FJ6	1AA8FJ6	1BA8FJ6	3/4-16	-06	2.31	1.31	.26		.88	.69
1SA10FJ6	—	—	—	7/8-14	-06	2.42	1.43	.26		1.00	.81
1SA8FJ8	1GA8FJ8	1AA8FJ8†	1BA8FJ8	3/4-16	-08	2.63	1.46	.38		.88	.81
1SA10FJ8	1GA10FJ8	1AA10FJ8	1BA10FJ8	7/8-14	-08	2.64	1.47	.38		1.00	.81
1SA12FJ8	1GA12FJ8	1AA12FJ8	1BA12FJ8	1 1/16-12	-08	2.73	1.56	.38		1.25	1.00
1SA16FJ8	1GA16FJ8	1AA16FJ8	1BA16FJ8	1 5/16-12	-08	3.06	1.89	.38		1.50	1.25
1SA8FJ10	—	1AA8FJ10	—	3/4-16	-10	2.65	1.50	.39		.88	.94
1SA10FJ10	1GA10FJ10	1AA10FJ10†	1BA10FJ10	7/8-14	-10	2.77	1.61	.50		1.00	.94
1SA12FJ10	1GA12FJ10	1AA12FJ10	1BA12FJ10	1 1/16-12	-10	2.72	1.57	.50		1.25	1.00
1SA10FJ12	1GA10FJ12	1AA10FJ12	1BA10FJ12	7/8-14	-12	2.81	1.63	.48		1.00	1.12
1SA12FJ12	1GA12FJ12	1AA12FJ12†	1BA12FJ12	1 1/16-12	-12	2.84	1.65	.61		1.25	1.12
1SA14FJ12	1GA14FJ12	1AA14FJ12	1BA14FJ12	1 3/16-12	-12	2.84	1.65	.61		1.38	1.12
1SA16FJ12	1GA16FJ12	1AA16FJ12	1BA16FJ12	1 5/16-12	-12	2.91	1.72	.61		1.50	1.25
1SA12FJ16	1GA12FJ16	1AA12FJ16	1BA12FJ16	1 1/16-12	-16	3.15	1.80	.61		1.25	1.38
1SA16FJ16	1GA16FJ16	1AA16FJ16†	1BA16FJ16	1 5/16-12	-16	3.29	1.93	.81		1.50	1.38
1SA20FJ16	1GA20FJ16	1AA20FJ16	1BA20FJ16	1 5/8-12	-16	3.17	1.81	.81		2.00	
1SA16FJ20	1GA16FJ20	—	1BA16FJ20	1 5/16-12	-20	3.46	1.73	.85		1.50	
—	—	1AR16FJ20*	—	1 5/16-12	-20	3.46	1.73	.85		1.50	
—	—	1AV16FJ20**	—	1 5/16-12	-20	3.46	1.73	.85		1.50	
1SA20FJ20	1GA20FJ20	—	1BA20FJ20	1 5/8-12	-20	3.61	1.88	1.05		2.00	
—	—	1AR20FJ20*†	—	1 5/8-12	-20	3.61	1.88	1.05		2.00	
—	—	1AV20FJ20**†	—	1 5/8-12	-20	3.61	1.88	1.05		2.00	
1SA24FJ20	—	—	1BA24FJ20	1 7/8-12	-20	3.76	2.03	1.05		2.25	
1SA24FJ24	1GA24FJ24	1AA24FJ24	1BA24FJ24	1 7/8-12	-24	3.90	2.07	1.26		2.25	
1SA24FJ32	1GA24FJ32	1AA24FJ32	—	1 7/8-12	-32	4.09	2.12	1.31		2.25	
1SA32FJ32	1GA32FJ32	1AA32FJ32	—	2 1/2-12	-32	4.34	2.39	1.75		2.88	
—	—	—	1BA32FJ32	2 1/2-12	-32	4.82	2.33	1.75		2.88	

*Uses 1 wire braid hose socket. FT1320, FT1330 and FT1208 assembly machines require a one-piece fitting.
**Uses 2 wire braid hose socket. FT1320, FT1330 and FT1208 assembly machines require a one-piece fitting.
†Also available in stainless steel, add suffix "C" to part number, i.e., 1AA4FJ4C.

Global Nipples for use with Hose: *Clamp:* 2661 (-12 thru -20), FC318 (-12 thru -20), FC619 (-12 thru -20). *Socket 1SA:* 2681, FC194, FC211, FC310, FC372-03, FC373-03, FC510, FC639 (-4 thru -8), GH194, GH663, GH681. *Socket 1SB:* 1529, 2766, 2781, FC195, FC212, FC372 (-4 thru -16), FC373 (-4 thru -16), FC466, FC498, FC579, FC639 (-10 thru -16), FC735 (-4 thru -20), GH120 (-4 thru -20), GH195, GH683 (-4,-6), GH781 (-04 thru -20), GH793.
Global OTC Fittings for use with Hose: 2583, 2661, FC318, FC466, FC498, FC619, FC699

Global TTC Fittings for use with Hose: 2661(-12 thru -32), FC211, FC212, FC310, FC318 (-12 thru -32), FC414, FC510, FC579, FC611, FC619, FC639 (-4 thru -12), FC693, FC735, GH120, GH194, GH195, GH663, GH681-6, GH683, GH781, GH793.
Global TTC12 Fittings for use with Hose: 2661-12, FC136, FC318-12, FC616, FC636, FC659, FC736, GH493.

Nipple Part Number	OTC Part Number	TTC Part Number	TTC12 Part Number	Thread	Hose Size	A	D	E \varnothing	H		
Female JIC/SAE 37° Swivel 45° Elbow (FJA)											
1SA4FJA4†	1GA4FJA4†	1AA4FJA4†	—	7/16-20	-04	1.96	1.04	.15	.33	.56	
1SA5FJA4†	1GA5FJA4†	1AA5FJA4†	—	1/2-20	-04	2.04	1.12	.17	.37	.62	
1SA6FJA4	1GA6FJA4	1AA6FJA4	—	9/16-18	-04	2.09	1.17	.17	.39	.69	
1SA6FJA6	1GA6FJA6	1AA6FJA6	—	9/16-18	-06	2.31	1.31	.24	.39	.69	
—	—	—	1BA6FJA6	9/16-18	-06	2.98	1.98	.24	.85	.69	
1SA8FJA6†	1GA8FJA6†	1AA8FJA6†	—	3/4-16	-06	2.65	1.66	.26	.55	.88	
—	—	—	1BA8FJA6†	3/4-16	-06	3.13	2.14	.26	.95	.88	
1SA8FJA8†	1GA8FJA8†	1AA8FJA8†	—	3/4-16	-08	2.82	1.65	.37	.55	.88	
—	—	—	1BA8FJA8†	3/4-16	-08	3.30	2.13	.37	.95	.88	
1SA10FJA8†	1GA10FJA8†	1AA10FJA8†	—	7/8-14	-08	3.03	1.86	.38	.59	1.00	
—	—	—	1BA10FJA8†	7/8-14	-08	3.35	2.18	.37	1.00	1.00	
1SA10FJA10†	1GA10FJA10†	1AA10FJA10†	—	7/8-14	-10	2.94	1.79	.46	.59	1.00	
1SA12FJA10	1GA12FJA10	1AA12FJA10	—	1 1/16-12	-10	3.38	2.22	.50	.78	1.25	
—	—	—	1BA12FJA10	1 1/16-12	-10	3.78	2.62	.50	1.16	1.25	
1SA12FJA12	1GA12FJA12	1AA12FJA12	—	1 1/16-12	-12	3.43	2.24	.58	.78	1.25	
—	—	—	1BA12FJA12	1 1/16-12	-12	3.81	2.62	.56	1.16	1.25	
1SA20FJA16	1GA20FJA16	1AA20FJA16	—	1 5/8-12	-16	4.00	2.65	.81	1.22	2.00	
1SA16FJA16	1GA16FJA16	1AA16FJA16	—	1 5/16-12	-16	3.74	2.39	.76	1.07	1.50	
—	—	—	1BA16FJA16	1 5/16-12	-16	4.71	3.36	.76	1.53	1.50	
1SA20FJA20	1GA20FJA20	—	—	1 5/8-12	-20	4.44	2.71	1.01	1.22	2.00	
—	—	—	1BA20FJA20	1 5/8-12	-20	5.45	3.72	1.01	1.70	2.00	
—	—	1AR20FJA20*	—	1 5/8-12	-20	4.44	2.71	1.01	1.22	2.00	
—	—	1AV20FJA20**	—	1 5/8-12	-20	4.44	2.71	1.01	1.22	2.00	
—	—	—	1BA24FJA24	1 7/8-12	-24	6.27	4.44	1.19	1.99	2.25	

*Uses 1 wire braid hose socket. FT1320, FT1330 and FT1208 assembly machines require a one-piece fitting.
 **Uses 2 wire braid hose socket. FT1320, FT1330 and FT1208 assembly machines require a one-piece fitting.
 †Swivel nuts are universal for both SAE 37° and SAE 45° connections.

Global Nipples for use with Hose: *Clamp:* 2661 (-12 thru -20), FC318 (-12 thru -20), FC619 (-12 thru -20). *Socket 1SA:* 2681, FC194, FC211, FC310, FC372-03, FC373-03, FC510, FC639 (-4 thru -8), GH194, GH663, GH681. *Socket 1SB:* 1529, 2766, 2781, FC195, FC212, FC372 (-4 thru -16), FC373 (-4 thru -16), FC466, FC498, FC579, FC639 (-10 thru -16), FC735 (-4 thru -20), GH120 (-4 thru -20), GH195, GH683 (-4,-6), GH781 (-04 thru -20), GH793.
Global OTC Fittings for use with Hose: 2583, 2661, FC318, FC466, FC498, FC619, FC699

Global TTC Fittings for use with Hose: 2661(-12 thru -32), FC211, FC212, FC310, FC318 (-12 thru -32), FC414, FC510, FC579, FC611, FC619, FC639 (-4 thru -12), FC693, FC735, GH120, GH194, GH195, GH663, GH681-6, GH683, GH781, GH793.
Global TTC12 Fittings for use with Hose: 2661-12, FC136, FC318-12, FC616, FC636, FC659, FC736, GH493.

Nipple Part Number	OTC Part Number	TTC Part Number	TTC12 Part Number	Thread	Hose Size	A	D	E \varnothing	H		
Female JIC/SAE 37° Swivel 90° Elbow (FJB)											
1SA4FJB3†	—	—	—	7/16-20	-03	1.60	.91	.10	.68	.56	
1SA4FJB4†	1GA4FJB4†	1AA4FJB4†	—	7/16-20	-04	1.84	.92	.15	.68	.56	
1SA5FJB4†	1GA5FJB4†	1AA5FJB4†	—	1/2-20	-04	1.92	1.00	.17	.76	.62	
1SA6FJB4	1GA6FJB4	1AA6FJB4	—	9/16-18	-04	2.00	1.08	.17	.84	.69	
1SA5FJB5†	—	—	—	1/2-20	-05	1.95	1.01	.18	.76	.62	
1SA6FJB6	1GA6FJB6	1AA6FJB6	—	9/16-18	-06	2.21	1.22	.24	.84	.69	
—	—	—	1BA6FJB6	9/16-18	-06	2.41	1.42	.24	1.50	.69	
1SA8FJB6†	1GA8FJB6†	1AA8FJB6†	—	3/4-16	-06	2.42	1.42	.26	1.09	.88	
—	—	—	1BA8FJB6†	3/4-16	-08	2.71	1.71	.26	1.87	.88	
1SA6FJB8	1GA6FJB8	1AA6FJB8	—	9/16-18	-08	2.43	1.26	.24	.84	.69	
1SA8FJB8†	1GA8FJB8†	1AA8FJB8†	—	3/4-16	-08	2.59	1.42	.37	1.09	.88	
—	—	—	1BA8FJB8†	3/4-16	-08	2.87	1.70	.37	1.87	.88	
1SA10FJB8†	1GA10FJB8†	1AA10FJB8†	—	7/8-14	-08	2.78	1.61	.38	1.19	1.00	
—	—	—	1BA10FJB8†	7/8-14	-08	2.87	1.70	.37	1.93	1.00	
1SA10FJB10†	1GA10FJB10†	1AA10FJB10†	1BA10FJB10	7/8-14	-10	2.70	1.55	.45	1.19	1.00	
1SA12FJB8	—	—	—	1 1/16-12	-08	3.39	2.22	.38	1.80	1.25	
1SA12FJB10	1GA12FJB10	1AA12FJB10	—	1 1/16-12	-10	3.31	2.16	.50	1.80	1.25	
—	—	—	1BA12FJB10	1 1/16-12	-10	3.34	2.18	.50	2.35	1.25	
1SA12FJB12	1GA12FJB12	1AA12FJB12	—	1 1/16-12	-12	3.36	2.17	.58	1.80	1.25	
—	—	—	1BA12FJB12	1 1/16-12	-12	3.37	2.18	.56	2.35	1.25	
1SA16FJB12	1GA16FJB12	1AA16FJB12	—	1 5/16-12	-12	3.37	2.18	.61	2.39	1.50	
—	—	—	1BA16FJB12	1 5/16-12	-12	3.37	2.18	.56	2.46	1.50	
1SA16FJB16	1GA16FJB16	1AA16FJB16	—	1 5/16-12	-16	3.56	2.20	.76	2.39	1.50	
—	—	—	1BA16FJB16	1 5/16-12	-16	4.06	2.70	.76	3.04	1.50	
1SA16FJB20	—	—	—	1 5/16-12	-20	4.00	2.27	.76	2.39	1.50	
1SA20FJB20	1GA20FJB20	—	—	1 5/8-12	-20	4.25	2.52	1.01	2.75	2.00	
—	—	—	1BA20FJB20	1 5/8-12	-20	4.75	3.02	1.01	3.40	2.00	
—	—	1AR20FJB20*	—	1 5/8-12	-20	4.25	2.52	1.01	2.75	2.00	
—	—	1AV20FJB20**	—	1 5/8-12	-20	4.25	2.52	1.01	2.75	2.00	
—	—	—	1BA24FJB24	1 7/8-12	-24	5.40	3.58	1.19	3.95	2.25	
1SA24FJB24	—	1AA24FJB24	—	1 7/8-12	-24	4.63	2.81	1.26	3.17	2.25	

*Uses 1 wire braid hose socket. FT1320, FT1330 and FT1208 assembly machines require a one-piece fitting.
 **Uses 2 wire braid hose socket. FT1320, FT1330 and FT1208 assembly machines require a one-piece fitting.
 †Swivel nuts are universal for both SAE 37° and SAE 45° connections.

Global Nipples for use with Hose: *Clamp:* 2661 (-12 thru -20), FC318 (-12 thru -20), FC619 (-12 thru -20). *Socket 1SA:* 2681, FC194, FC211, FC310, FC372-03, FC373-03, FC510, FC639 (-4 thru -8), GH194, GH663, GH681. *Socket 1SB:* 1529, 2766, 2781, FC195, FC212, FC372 (-4 thru -16), FC373 (-4 thru -16), FC466, FC498, FC579, FC639 (-10 thru -16), FC735 (-4 thru -20), GH120 (-4 thru -20), GH195, GH683 (-4,-6), GH781 (-04 thru -20), GH793.
Global OTC Fittings for use with Hose: 2583, 2661, FC318, FC466, FC498, FC619, FC699



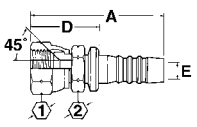
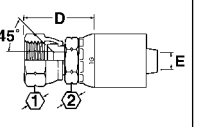
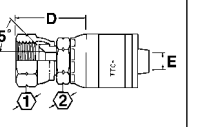
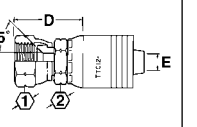
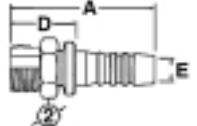
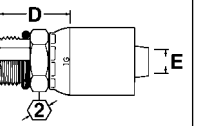
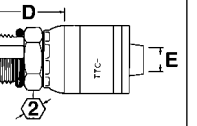
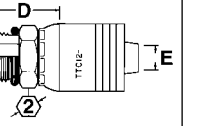
Global TTC Fittings for use with Hose: 2661(-12 thru -32), FC211, FC212, FC310, FC318 (-12 thru -32), FC414, FC510, FC579, FC611, FC619, FC639 (-4 thru -12), FC693, FC735, GH120, GH194, GH195, GH663, GH681-6, GH683, GH781, GH793.
Global TTC12 Fittings for use with Hose: 2661-12, FC136, FC318-12, FC616, FC636, FC659, FC736, GH493.

Nipple Part Number	OTC Part Number	TTC Part Number	TTC12 Part Number	Thread	Hose Size	A	D	E Ø	H	①	②
Female JIC/SAE 37° Swivel 90° Long Drop Elbow (FJC)											
1SA4FJC4†	1GA4FJC4†	1AA4FJC4†	—	7/16-20	-04	1.84	.92	.15	1.80	.56	
1SA5FJC4†	1GA5FJC4†	1AA5FJC4†	—	1/2-20	-04	1.92	1.00	.17	1.80	.62	
1SA6FJC4	—	—	—	9/16-18	-04	1.79	.87	.17	2.18	.69	
1SA6FJC6	1GA6FJC6	1AA6FJC6	—	9/16-18	-06	2.22	1.23	.24	2.18	.69	
—	—	—	1BA6FJC6	9/16-18	-06	2.42	1.42	.24	2.73	.69	
1SA8FJC6†	—	1AA8FJC6†	—	3/4-16	-06	2.54	1.54	.26	2.45	.88	
1SA8FJC8†	1GA8FJC8†	1AA8FJC8†	—	3/4-16	-08	2.71	1.54	.37	2.45	.88	
—	—	—	1BA8FJC8	3/4-16	-08	2.87	1.70	.37	3.33	.88	
1SA10FJC8†	1GA10FJC8†	1AA10FJC8†	—	7/8-14	-08	2.78	1.61	.38	2.57	1.00	
—	—	—	1BA10FJC8	7/8-14	-08	2.78	1.61	.38	2.57	1.00	
1SA10FJC10	—	1AA10FJC10	—	7/8-14	-10	2.70	1.54	.46	2.57	1.00	
1SA12FJC12	1GA12FJC12	1AA12FJC12	—	1 1/16-12	-12	3.36	2.17	.58	3.70	1.25	
—	—	—	1BA12FJC12	1 1/16-12	-12	3.37	2.18	.56	4.41	1.25	
1SA16FJC16	1GA16FJC16	1AA16FJC16	—	1 5/16-12	-16	3.56	2.20	.76	4.58	1.50	
—	—	—	1BA16FJC16	1 5/16-12	-16	4.06	2.70	.76	5.24	1.50	
1SA20FJC20	1GA20FJC20	—	—	1 5/8-12	-20	4.25	2.52	1.01	5.53	2.00	
—	—	—	1BA20FJC20	1 5/8-12	-20	4.75	3.02	1.01	5.94	2.00	
—	—	1AR20FJC20*	—	1 5/8-12	-20	4.25	2.52	1.01	5.53	2.00	
—	—	1AV20FJC20**	—	1 5/8-12	-20	4.25	2.52	1.01	5.53	2.00	
MALE JIC/SAE 37° (MJ)											
1SA4MJ4	1GA4MJ4	1AA4MJ4	—	7/16-20	-04	2.00	1.07	.17		.56	
1SA5MJ4	1GA5MJ4	1AA5MJ4	—	1/2-20	-04	1.84	.92	.17		.56	
1SA6MJ4	1GA6MJ4	1AA6MJ4	—	9/16-18	-04	1.85	.93	.17		.62	
1SA5MJ5	—	—	—	1/2-20	-05	2.07	1.12	.21		.56	
1SA6MJ5	1GA6MJ5	1AA6MJ5	—	9/16-18	-05	1.88	.94	.21		.62	
1SA6MJ6	1GA6MJ6	1AA6MJ6	1BA6MJ6	9/16-18	-06	2.16	1.17	.26		.69	
1SA8MJ6	1GA8MJ6	1AA8MJ6	1BA8MJ6	3/4-16	-06	2.10	1.11	.26		.81	
1SA8MJ8	1GA8MJ8	1AA8MJ8	1BA8MJ8	3/4-16	-08	2.57	1.41	.38		.81	
1SA10MJ8	1GA10MJ8	1AA10MJ8	1BA10MJ8	7/8-14	-08	2.42	1.26	.38		.94	
1SA12MJ8	1GA12MJ8	1AA12MJ8	1BA12MJ8	1 1/16-12	-08	2.59	1.42	.38		1.12	
1SA10MJ10	1GA10MJ10	1AA10MJ10	1BA10MJ10	7/8-14	-10	2.73	1.57	.48		.94	
1SA12MJ10	1GA12MJ10	1AA12MJ10	1BA12MJ10	1 1/16-12	-10	2.59	1.43	.50		1.12	
1SA10MJ12	1GA10MJ12	1AA10MJ12	1BA10MJ12	7/8-14	-12	2.78	1.59	.48		1.12	
1SA12MJ12	1GA12MJ12	1AA12MJ12	1BA12MJ12	1 1/16-12	-12	2.94	1.75	.61		1.12	
1SA14MJ12	1GA14MJ12	1AA14MJ12	1BA14MJ12	1 3/16-12	-12	2.73	1.54	.61		1.25	
1SA16MJ12	1GA16MJ12	1AA16MJ12	1BA16MJ12	1 5/16-12	-12	2.75	1.56	.61		1.38	
1SA16MJ16	1GA16MJ16	1AA16MJ16	1BA16MJ16	1 5/16-12	-16	3.25	1.90	.82		1.38	
1SA20MJ20	1GA20MJ20	—	1BA20MJ20	1 5/8-12	-20	3.89	2.16	1.05		1.75	
—	—	1AR20MJ20*	—	1 5/8-12	-20	3.89	2.16	1.05		1.75	
—	—	1AV20MJ20**	—	1 5/8-12	-20	3.89	2.16	1.05		1.75	
1SA24MJ24	1GA24MJ24	1AA24MJ24	1BA24MJ24	1 7/8-12	-24	4.31	2.49	1.26		2.00	
1SA32MJ32	1GA32MJ32	1AA32MJ32	—	2 1/2-12	-32	4.89	2.91	1.75		2.62	

*Uses 1 wire braid hose socket. FT1320, FT1330 and FT1208 assembly machines require a one-piece fitting.
 **Uses 2 wire braid hose socket. FT1320, FT1330 and FT1208 assembly machines require a one-piece fitting.
 †Swivel nuts are universal for both SAE 37° and SAE 45° connections.

Global Nipples for use with Hose: *Clamp:* 2661 (-12 thru -20), FC318 (-12 thru -20), FC619 (-12 thru -20). *Socket 1SA:* 2681, FC194, FC211, FC310, FC372-03, FC373-03, FC510, FC639 (-4 thru -8), GH194, GH663, GH681. *Socket 1SB:* 1529, 2766, 2781, FC195, FC212, FC372 (-4 thru -16), FC373 (-4 thru -16), FC466, FC498, FC579, FC639 (-10 thru -16), FC735 (-4 thru -20), GH120 (-4 thru -20), GH195, GH683 (-4,-6), GH781 (-04 thru -20), GH793.
Global OTC Fittings for use with Hose: 2583, 2661, FC318, FC466, FC498, FC619, FC699

Global TTC Fittings for use with Hose: 2661(-12 thru -32), FC211, FC212, FC310, FC318 (-12 thru -32), FC414, FC510, FC579, FC611, FC619, FC639 (-4 thru -12), FC693, FC735, GH120, GH194, GH195, GH663, GH681-6, GH683, GH781, GH793.
Global TTC12 Fittings for use with Hose: 2661-12, FC136, FC318-12, FC616, FC636, FC659, FC736, GH493.

Nipple Part Number	OTC Part Number	TTC Part Number	TTC12 Part Number	Thread	Hose Size	A	D	E Ø	H		
											
Female SAE 45° Swivel (FS)											
1SA4FS4	1GA4FS4	1AA4FS4	—	7/16-20	-04	2.00	1.07	.17	.56	.56	
1SA5FS4	1GA5FS4	1AA5FS4	—	1/2-20	-04	1.98	1.06	.17	.62	.56	
1SA4FS6	1GA4FS6	1AA4FS6	1BA4FS6	7/16-20	-06	2.19	1.19	.19	.56	.69	
1SA6FS6	1GA6FS6	1AA6FS6	1BA6FS6	5/8-18	-06	2.31	1.31	.26	.75	.69	
1SA8FS6	1GA8FS6	1AA8FS6	1BA8FS6	3/4-16	-06	2.31	1.31	.26	.88	.69	
1SA8FS8	1GA8FS8	1AA8FS8	1BA8FS8	3/4-16	-08	2.63	1.46	.38	.88	.81	
1SA10FS8	1GA10FS8	1AA10FS8	1BA10FS8	7/8-14	-08	2.64	1.47	.38	1.00	.81	
1SA10FS10	1GA10FS10	—	—	7/8-14	-10	2.77	1.61	.50	1.00	.94	
1SA12FS10	—	1AA12FS10	1BA12FS10	1 1/16-14	-10	2.72	1.57	.50	1.25	1.06	
1SA12FS12	1GA12FS12	1AA12FS12	1BA12FS12	1 1/16-14	-12	2.84	1.65	.61	1.25	1.12	
											
Male Boss O-Ring (MB), see page 178 for O-Rings											
1SA4MB4	1GA4MB4	1AA4MB4	—	7/16-20	-04	1.84	.92	.17	.56	.56	
1SA5MB4	1GA5MB4	1AA5MB4	—	1/2-20	-04	1.84	.92	.17	.62	.56	
1SA6MB4	1GA6MB4	1AA6MB4	—	9/16-18	-04	1.78	.86	.17	.69	.69	
1SA6MB6	1GA6MB6	1AA6MB6	1BA6MB6	9/16-18	-06	2.00	1.00	.26	.69	.69	
1SA8MB6	1GA8MB6	1AA8MB6	1BA8MB6	3/4-16	-06	1.97	.98	.26	.88	.69	
1SA8MB8	1GA8MB8	1AA8MB8	1BA8MB8	3/4-16	-08	2.36	1.19	.38	.88	.81	
1SA10MB8	1GA10MB8	1AA10MB8	1BA10MB8	7/8-14	-08	2.26	1.09	.38	1.00	.81	
1SA12MB8	1GA12MB8	1AA12MB8	1BA12MB8	1 1/16-12	-08	2.39	1.22	.38	1.25	1.06	
1SA10MB10	1GA10MB10	1AA10MB10	1BA10MB10	7/8-14	-10	2.47	1.31	.50	1.00	.94	
1SA12MB10	1GA12MB10	1AA12MB10	1BA12MB10	1 1/16-12	-10	2.39	1.23	.50	1.25	1.06	
1SA12MB12	1GA12MB12	1AA12MB12	1BA12MB12	1 1/16-12	-12	2.44	1.25	.61	1.25	1.12	
1SA16MB12	1GA16MB12	1AA16MB12	1BA16MB12	5/16-12	-12	2.56	1.37	.61	1.50	1.12	
1SA16MB16	1GA16MB16	1AA16MB16	1BA16MB16	5/16-12	-16	2.74	1.39	.82	1.50	1.12	
1SA20MB20	1GA20MB20	—	1BA12MB20	5/8-12	-20	3.63	1.90	1.05	1.88	1.12	
—	—	1AR20MB20*	—	5/8-12	-20	3.63	1.90	1.05	1.88	1.12	
—	—	1AV20MB20**	—	5/8-12	-20	3.63	1.90	1.05	1.88	1.12	
1SA24MB24	1GA24MB24	1AA24MB24	1BA24MB24	1 7/8-12	-24	3.63	1.81	1.26	2.12	1.12	

*Uses 1 wire braid hose socket. FT1320, FT1330 and FT1208 assembly machines require a one-piece fitting.
 **Uses 2 wire braid hose socket. FT1320, FT1330 and FT1208 assembly machines require a one-piece fitting.

Global Nipples for use with Hose: *Clamp:* 2661 (-12 thru -20), FC318 (-12 thru -20), FC619 (-12 thru -20). *Socket 1SA:* 2681, FC194, FC211, FC310, FC372-03, FC373-03, FC510, FC639 (-4 thru -8), GH194, GH663, GH681. *Socket 1SB:* 1529, 2766, 2781, FC195, FC212, FC372 (-4 thru -16), FC373 (-4 thru -16), FC466, FC498, FC579, FC639 (-10 thru -16), FC735 (-4 thru -20), GH120 (-4 thru -20), GH195, GH683 (-4,-6), GH781 (-04 thru -20), GH793.

Global OTC Fittings for use with Hose: 2583, 2661, FC318, FC466, FC498, FC619, FC699

Global TTC Fittings for use with Hose: 2661(-12 thru -32), FC211, FC212, FC310, FC318 (-12 thru -32), FC414, FC510, FC579, FC611, FC619, FC639 (-4 thru -12), FC693, FC735, GH120, GH194, GH195, GH663, GH681-6, GH683, GH781, GH793.

Global TTC12 Fittings for use with Hose: 2661-12, FC136, FC318-12, FC616, FC636, FC659, FC736, GH493.

Nipple Part Number	OTC Part Number	TTC Part Number	TTC12 Part Number	Thread	Hose Size	A	D	E Ø	H		
Female ORS Swivel (FR), see page 178 for O-Rings											
1SA4FR4	1GA4FR4	1AA4FR4	—	9/16-18	-04	1.95	1.03	.17	.69	.56	
1SA6FR4	1GA6FR4	1AA6FR4	—	1 1/16-16	-04	2.04	1.12	.17	.81	.62	
1SA4FR6	1GA4FR6	1AA4FR6	1BA4FR6	9/16-18	-06	2.14	1.15	.17	.69	.69	
1SA6FR6	1GA6FR6	1AA6FR6	1BA6FR6	1 1/16-16	-06	2.23	1.24	.26	.81	.69	
1SA8FR6	1GA8FR6	1AA8FR6	1BA8FR6	1 3/16-16	-06	2.32	1.32	.26	.94	.81	
1SA6FR8	1GA6FR8	1AA6FR8	1BA6FR8	1 1/16-16	-08	2.51	1.34	.26	.81	.88	
1SA8FR8	1GA8FR8	1AA8FR8	1BA8FR8	1 3/16-16	-08	2.67	1.50	.38	.94	.88	
1SA10FR8	1GA10FR8	1AA10FR8	1BA10FR8	1-14	-08	2.64	1.47	.38	1.12	.94	
1SA12FR8	1GA12FR8	1AA12FR8	1BA12FR8	1 3/16-12	-08	2.80	1.63	.38	1.38	1.12	
1SA8FR10	1GA8FR10	1AA8FR10	1BA8FR10	1 3/16-16	-10	2.67	1.51	.38	.94	.94	
1SA10FR10	1GA10FR10	1AA10FR10	1BA10FR10	1-14	-10	2.76	1.61	.48	1.12	.94	
1SA12FR10	1GA12FR10	1AA12FR10	1BA12FR10	1 3/16-12	-10	2.79	1.63	.50	1.38	1.12	
1SA10FR12	1GA10FR12	1AA10FR12	1BA10FR12	1-14	-12	2.81	1.62	.48	1.12	1.12	
1SA12FR12	1GA12FR12	1AA12FR12	1BA12FR12	1 3/16-12	-12	2.91	1.72	.61	1.38	1.12	
1SA16FR12	1GA16FR12	1AA16FR12	1BA16FR12	1 7/16-12	-12	2.98	1.79	.61	1.62	1.38	
1SA12FR16	1GA12FR16	1AA12FR16	1BA12FR16	1 3/16-12	-16	3.22	1.86	.61	1.38	1.38	
1SA16FR16	1GA16FR16	1AA16FR16	1BA16FR16	1 7/16-12	-16	3.29	1.94	.81	1.62	1.38	
1SA20FR16	1GA20FR16	1AA20FR16	1BA20FR16	1 11/16-12	-16	3.25	1.90	.81	1.88	1.62	
1SA20FR20	1GA20FR20	—	1BA20FR20	1 11/16-12	-20	4.07	2.33	1.02	1.88	1.75	
—	—	1AR20FR20*	—	1 11/16-12	-20	4.07	2.33	1.02	1.88	1.75	
—	—	1AV20FR20**	—	1 11/16-12	-20	4.07	2.33	1.02	1.88	1.75	
1SA24FR20	1GA24FR20	—	—	2-12	-20	3.88	2.15	1.05	2.25	1.81	
—	—	1AR24FR20*	—	2-12	-20	3.88	2.15	1.05	2.25	1.81	
—	—	1AV24FR20**	—	2-12	-20	3.88	2.15	1.05	2.25	1.81	
—	—	—	1BA24FR20	2-12	-20	3.74	2.19	1.05	2.25	2.00	
1SA24FR24	1GA24FR24	1AA24FR24	—	2-12	-24	4.02	2.19	1.26	2.25	2.00	
—	—	—	1BA24FR24	2--12	-24	3.93	2.21	1.26	2.25	2.00	

*Uses 1 wire braid hose socket. FT1320, FT1330 and FT1208 assembly machines require a one-piece fitting.
 **Uses 2 wire braid hose socket. FT1320, FT1330 and FT1208 assembly machines require a one-piece fitting.

Global Nipples for use with Hose: *Clamp:* 2661 (-12 thru -20), FC318 (-12 thru -20), FC619 (-12 thru -20). *Socket 1SA:* 2681, FC194, FC211, FC310, FC372-03, FC373-03, FC510, FC639 (-4 thru -8), GH194, GH663, GH681. *Socket 1SB:* 1529, 2766, 2781, FC195, FC212, FC372 (-4 thru -16), FC373 (-4 thru -16), FC466, FC498, FC579, FC639 (-10 thru -16), FC735 (-4 thru -20), GH120 (-4 thru -20), GH195, GH683 (-4,-6), GH781 (-04 thru -20), GH793.

Global TTC Fittings for use with Hose: 2661(-12 thru -32), FC211, FC212, FC310, FC318 (-12 thru -32), FC414, FC510, FC579, FC611, FC619, FC639 (-4 thru -12), FC693, FC735, GH120, GH194, GH195, GH663, GH681-6, GH683, GH781, GH793.

Global TTC12 Fittings for use with Hose: 2661-12, FC136, FC318-12, FC616, FC636, FC659, FC736, GH493.

Global OTC Fittings for use with Hose: 2583, 2661, FC318, FC466, FC498, FC619, FC699

Nipple Part Number	OTC Part Number	TTC Part Number	TTC12 Part Number	Thread	Hose Size	A	D	EØ	H		
Female ORS Swivel 90° Short Drop Elbow (FRB), see page 178 for O-Rings											
1SA4FRB4	1GA4FRB4	1AA4FRB4	—	9/16-18	-04	2.09	1.17	.17	.82	.69	
1SA6FRB4	1GA6FRB4	1AA6FRB4	—	11/16-16	-04	2.22	1.30	.17	.90	.81	
1SA8FRB4	—	—	—	13/16-16	-04	2.37	1.45	.17	1.19	.94	
1SA4FRB6	1GA4FRB6	1AA4FRB6	—	9/16-18	-06	2.21	1.21	.17	.82	.69	
1SA6FRB6	1GA6FRB6	1AA6FRB6	1BA6FRB6	11/16-16	-06	2.34	1.34	.26	.90	.81	
1SA8FRB6	1GA8FRB6	1AA8FRB6	1BA8FRB6	13/16-16	-06	2.62	1.62	.26	1.15	.94	
1SA6FRB8	1GA6FRB8	1AA6FRB8	1BA6FRB8	11/16-16	-08	2.56	1.39	.26	.90	.81	
1SA8FRB8	1GA8FRB8	1AA8FRB8	1BA8FRB8	13/16-16	-08	2.84	1.67	.36	1.15	.94	
1SA10FRB8	1GA10FRB8	1AA10FRB8	1BA10FRB8	1-14	-08	3.07	1.91	.38	1.27	1.12	
1SA12FRB8	1GA12FRB8	1AA12FRB8	1BA12FRB8	1 3/16-12	-08	3.45	2.28	.38	1.88	1.38	
1SA10FRB10	1GA10FRB10	1AA10FRB10	1BA10FRB10	1-14	-10	3.07	1.91	.45	1.27	1.12	
1SA12FRB10	1GA12FRB10	1AA12FRB10	1BA12FRB10	1 3/16-12	-10	3.44	2.29	.50	1.88	1.38	
1SA10FRB12	1GA10FRB12	1AA10FRB12	—	1-14	-12	3.11	1.93	.45	1.27	1.12	
1SA12FRB12	1GA12FRB12	1AA12FRB12	1BA12FRB12	1 3/16-12	-12	3.49	2.30	.55	1.88	1.38	
1SA16FRB12	1GA16FRB12	1AA16FRB12	1BA16FRB12	1 7/16-12	-12	4.04	2.85	.61	2.21	1.62	
1SA16FRB16	1GA16FRB16	1AA16FRB16	1BA16FRB16	1 7/16-12	-16	4.22	2.87	.81	2.21	1.62	
1SA20FRB16	1GA20FRB16	1AA20FRB16	—	1 11/16-12	-16	4.85	3.50	.81	2.51	1.88	
1SA20FRB20	1GA20FRB20	—	1BA20FRB20	1 11/16-12	-20	5.30	3.57	1.02	2.51	1.88	
—	—	1AR20FRB20*	—	1 11/16-12	-20	5.30	3.57	1.02	2.51	1.88	
—	—	1AV20FRB20**	—	1 11/16-12	-20	5.30	3.57	1.02	2.51	1.88	
1SA24FRB24	1GA24FRB24	1AA24FRB24	—	2-12	-24	4.63	2.81	1.26	2.70	2.25	
Female ORS Swivel 90° Long Drop Elbow (FRC), see page 178 for O-Rings											
1SA4FRC4	1GA4FRC4	1AA4FRC4	—	9/16-18	-04	2.09	1.17	.17	1.80	.69	
1SA6FRC4	1GA6FRC4	1AA6FRC4	—	11/16-16	-04	2.22	1.30	.17	2.13	.81	
1SA8FRC4	1GA8FRC4	1AA8FRC4	—	13/16-16	-04	2.59	1.67	.17	2.55	.94	
1SA6FRC6	1GA6FRC6	1AA6FRC6	1BA6FRC6	11/16-16	-06	2.34	1.34	.24	2.13	.81	
1SA8FRC6	1GA8FRC6	1AA8FRC6	1BA8FRC6	13/16-16	-06	2.71	1.71	.26	2.55	.94	
1SA8FRC8	1GA8FRC8	1AA8FRC8	1BA8FRC8	13/16-16	-08	2.87	1.70	.37	2.55	.94	
1SA10FRC8	1GA10FRC8	1AA10FRC8	—	1-14	-08	3.07	1.91	.38	2.76	1.12	
1SA10FRC10	1GA10FRC10	1AA10FRC10	—	1-14	-10	3.07	1.91	.46	2.76	1.12	
1SA12FRC12	1GA12FRC12	1AA12FRC12	1BA12FRC12	1 3/16-12	-12	3.48	2.29	.56	3.78	1.38	
1SA16FRC12	—	1AA16FRC12	—	1 7/16-12	-12	4.04	2.85	.61	4.50	1.62	
1SA16FRC16	1GA16FRC16	1AA16FRC16	1BA16FRC16	1 7/16-12	-16	4.22	2.86	.78	4.50	1.62	
1SA20FRC20	1GA20FRC20	—	1BA20FRC20	1 11/16-12	-20	5.30	3.57	1.01	5.09	1.88	
—	—	1AR20FRC20*	—	1 11/16-12	-20	5.30	3.57	1.01	5.09	1.88	
—	—	1AV20FRC20**	—	1 11/16-12	-20	5.30	3.57	1.01	5.09	1.88	
1SA24FRC24	1GA24FRC24	1AA24FRC24	—	2-12	-24	4.63	2.81	1.26	5.54	2.25	

*Uses 1 wire braid hose socket. FT1320, FT1330 and FT1208 assembly machines require a one-piece fitting.
 **Uses 2 wire braid hose socket. FT1320, FT1330 and FT1208 assembly machines require a one-piece fitting.

Global Nipples for use with Hose: *Clamp:* 2661 (-12 thru -20), FC318 (-12 thru -20), FC619 (-12 thru -20). *Socket 1SA:* 2681, FC194, FC211, FC310, FC372-03, FC373-03, FC510, FC639 (-4 thru -8), GH194, GH663, GH681. *Socket 1SB:* 1529, 2766, 2781, FC195, FC212, FC372 (-4 thru -16), FC373 (-4 thru -16), FC466, FC498, FC579, FC639 (-10 thru -16), FC735 (-4 thru -20), GH120 (-4 thru -20), GH195, GH683 (-4,-6), GH781 (-04 thru -20), GH793.
Global OTC Fittings for use with Hose: 2583, 2661, FC318, FC466, FC498, FC619, FC699

Global TTC Fittings for use with Hose: 2661(-12 thru -32), FC211, FC212, FC310, FC318 (-12 thru -32), FC414, FC510, FC579, FC611, FC619, FC639 (-4 thru -12), FC693, FC735, GH120, GH194, GH195, GH663, GH681-6, GH683, GH781, GH793.
Global TTC12 Fittings for use with Hose: 2661-12, FC136, FC318-12, FC616, FC636, FC659, FC736, GH493.

Nipple Part Number	OTC Part Number	TTC Fitting Part Number	TTC12 Fitting Part Number	Thread	Hose Size	A	D	E Ø	H	(1)	(2)
Male ORS (MR), see page 178 for O-Rings											
1SA4MR4	1GA4MR4	1AA4MR4	—	9/16-18	-04	1.78	.86	.17			.62
1SA6MR6	1GA6MR6	1AA6MR6	1BA6MR6	11/16-16	-06	1.99	.99	.26			.75
1SA8MR6	1GA8MR6	1AA8MR6	1BA8MR6	13/16-16	-06	1.95	.95	.26			.88
1SA8MR8	1GA8MR8	1AA8MR8	1BA8MR8	13/16-16	-08	2.30	1.13	.38			.88
1SA12MR12	1GA12MR12	1AA12MR12	1BA12MR12	1 3/16-12	-12	2.63	1.44	.61			1.25
1SA16MR12	1GA16MR12	1AA16MR12	1BA16MR12	1 7/16-12	-12	2.53	1.34	.61			1.50
1SA16MR16	—	—	—	1 7/16-12	-16	3.00	1.64	.81			1.50
Male Stäplok® (SL), see page 178 for O-Rings and Staples											
1S4SL4	1G4SL4	1A4SL4	—		-04	2.18	1.26	.17			
1S6SL6	1G6SL6	1A6SL6	1B6SL6		-06	2.30	1.30	.26			
1S8SL6	1G8SL6	1A8SL6	1B8SL6		-06	2.30	1.30	.26			
1S8SL8	1G8SL8	1A8SL8	1B8SL8		-08	2.52	1.35	.38			
1S12SL12	1G12SL12	1A12SL12	1B12SL12		-12	2.56	1.37	.61			
1S16SL16	1G16SL16	1A16SL16	1B16SL16		-16	2.95	1.60	.81			
1S20SL20	1G20SL20	—	1B20SL20		-20	3.40	1.67	1.05			
—	—	1AP20SL20*	—		-20	3.40	1.67	1.05			
—	—	1AT20SL20**	—		-20	3.40	1.67	1.05			
1S32SL32	1G32SL32	1A32SL32	—		-32	3.87	1.89	1.75			
Male SAE Inverted Flare Swivel (MF)											
1SA4MF3	—	—	—	7/16-24	-03	2.15	1.46	.10			.44
1SA3MF4	—	1AA3MF4	—	3/8-24	-04	2.42	1.50	.10			.38
1SA4MF4	1GA4MF4	1AA4MF4	—	7/16-24	-04	2.39	1.46	.17			.44
1SA5MF4	—	1AA5MF4	—	1/2-20	-04	2.39	1.46	.17			.50
1SA5MF6	1GA5MF6	1AA5MF6	—	1/2-20	-06	2.60	1.61	.24			.50
1SA4MF6	—	1AA4MF6	—	7/16-24	-06	2.53	1.53	.17			.44
1SA6MF6	1GA6MF6	1AA6MF6	—	5/8-18	-06	2.60	1.61	.26			.62
1SA8MF8	1GA8MF8	1AA8MF8	—	3/4-18	-08	2.79	1.62	.38			.75
Male SAE Inverted Flare Swivel 45° Elbow (MFA)											
1SA4MFA4	1GA4MFA4	1AA4MFA4	—	7/16-24	-04	2.67	1.75	.17	.96		.44
1SA4MFA6	—	1AA4MFA6	—	7/16-24	-06	2.81	1.81	.17	.96		.44
1SA5MFA6	1GA5MFA6	1AA5MFA6	—	1/2-20	-06	2.88	1.89	.24	.96		.50
1SA6MFA6	1GA6MFA6	1AA6MFA6	—	5/8-18	-06	2.88	1.89	.26	.96		.62
1SA8MFA8	1GA8MFA8	1AA8MFA8	—	3/4-18	-08	3.07	1.90	.38	.93		.75

* Uses 1 wire braid hose socket. FT1320, FT1330 and FT1208 assembly machines require a one-piece fitting.

** Uses 2 wire braid hose socket. FT1320, FT1330 and FT1208 assembly machines require a one-piece fitting.

Global Nipples for use with Hose: *Clamp:* 2661 (-12 thru -20), FC318 (-12 thru -20), FC619 (-12 thru -20). *Socket 1SA:* 2681, FC194, FC211, FC310, FC372-03, FC373-03, FC510, FC639 (-4 thru -8), GH194, GH663, GH681. *Socket 1SB:* 1529, 2766, 2781, FC195, FC212, FC372 (-4 thru -16), FC373 (-4 thru -16), FC466, FC498, FC579, FC639 (-10 thru -16), FC735 (-4 thru -20), GH120 (-4 thru -20), GH195, GH683 (-4,-6), GH781 (-04 thru -20), GH793.
Global OTC Fittings for use with Hose: 2583, 2661, FC318, FC466, FC498, FC619, FC699

Global TTC Fittings for use with Hose: 2661(-12 thru -32), FC211, FC212, FC310, FC318 (-12 thru -32), FC414, FC510, FC579, FC611, FC619, FC639 (-4 thru -12), FC693, FC735, GH120, GH194, GH195, GH663, GH681-6, GH683, GH781, GH793.
Global TTC12 Fittings for use with Hose: 2661-12, FC136, FC318-12, FC616, FC636, FC659, FC736, GH493.

Nipple Part Number	OTC Part Number	TTC Fitting Part Number	TTC12 Fitting Part Number	Thread Flange Head Dia. K, Ø	Hose Size	A	D	E Ø	H	①	②
Male SAE Inverted Flare Swivel 90° Elbow (MFB)											
1SA4MFB4	1GA4MFB4	1AA4MFB4	—	7/16-24	-04	2.29	1.37	.17	1.69	.44	
1SA5MFB4	—	1AA5MFB4	—	1/2-20	-04	2.29	1.37	.17	1.73	.50	
1SA4MFB6	—	1AA4MFB6	—	7/16-24	-06	2.43	1.44	.17	1.69	.44	
1SA5MFB6	1GA5MFB6	1AA5MFB6	—	1/2-20	-06	2.51	1.51	.24	1.73	.50	
1SA6MFB6	1GA6MFB6	1AA6MFB6	—	5/8-18	-06	2.51	1.51	.26	1.73	.62	
1SA8MFB8	1GA8MFB8	1AA8MFB8	—	3/4-18	-08	2.73	1.56	.38	1.75	.75	
SAE Code 61 Split Flange (FL) For flanges, split flange halves, kits and O-rings, see page 176-179											
1S8FL8	1G8FL8	1A8FL8	1B8FL8	1.19	-08	3.23	2.06	.38			
1S12FL8	1G12FL8	1A12FL8	1B12FL8	1.50	-08	3.27	2.10	.38			
1S12FL10	1G12FL10	1A12FL10	1B12FL10	1.50	-10	3.26	2.10	.50			
1S12FL12	1G12FL12	1A12FL12	1B12FL12	1.50	-12	3.31	2.12	.61			
1S16FL12	1G16FL12	1A16FL12	1B16FL12	1.75	-12	3.31	2.12	.61			
1S20FL12	1G20FL12	1A20FL12	1B20FL12	2.00	-12	3.61	2.42	.61			
1S12FL16	—	1A12FL16	—	1.50	-16	3.50	2.14	.58			
1S16FL16	1G16FL16	1A16FL16	1B16FL16	1.75	-16	3.49	2.14	.82			
1S20FL16	1G20FL16	1A20FL16	1B20FL16	2.00	-16	3.79	2.44	.82			
1S24FL16	1G24FL16	1A24FL16	1B24FL16	2.38	-16	3.83	2.47	.82			
1S16FL20	1G16FL20	—	1B16FL20	1.75	-20	3.94	2.21	.82			
—	—	1AP16FL20*	—	1.75	-20	3.94	2.21	.82			
—	—	1AT16FL20**	—	1.75	-20	3.94	2.21	.82			
1S20FL20	1G20FL20	—	1B20FL20	2.00	-20	4.24	2.51	1.05			
—	—	1AP20FL20*	—	2.00	-20	4.24	2.51	1.05			
—	—	1AT20FL20**	—	2.00	-20	4.24	2.51	1.05			
1S24FL20	1G24FL20	—	1B24FL20	2.38	-20	4.27	2.54	1.05			
—	—	1AP24FL20*	—	2.38	-20	4.27	2.54	1.05			
—	—	1AT24FL20**	—	2.38	-20	4.27	2.54	1.05			
1S32FL20	1G32FL20	—	1B32FL20	2.81	-20	4.27	2.54	1.01			
—	—	1AP32FL20*	—	2.81	-20	4.27	2.54	1.01			
—	—	1AT32FL20**	—	2.81	-20	4.27	2.54	1.01			
1S20FL24	1G20FL24	1A20FL24	—	2.00	-24	4.37	2.55	1.05			
1S24FL24	1G24FL24	1A24FL24	1B24FL24	2.38	-24	4.40	2.58	1.26			
1S32FL24	1G32FL24	1A32FL24	1B32FL24	2.81	-24	4.40	2.58	1.19			
1S24FL32	1G24FL32	1A24FL32	—	2.38	-32	4.61	2.63	1.26			
—	—	—	1B24FL32	2.38	-32	5.11	2.63	1.12			
1S32FL32	1G32FL32	1A32FL32	—	2.81	-32	4.61	2.63	1.75			
—	—	—	1B32FL32	2.81	-32	5.11	2.63	1.62			
1S40FL32	1G40FL32	1A40FL32	—	3.31	-32	4.60	2.63	1.75			
—	—	—	1B40FL32	3.31	-32	5.11	2.63	1.62			

*Uses 1 wire braid hose socket. FT1320, FT1330 and FT1208 assembly machines require a one-piece fitting.
 **Uses 2 wire braid hose socket. FT1320, FT1330 and FT1208 assembly machines require a one-piece fitting.

Global Nipples for use with Hose: *Clamp:* 2661 (-12 thru -20), FC318 (-12 thru -20), FC619 (-12 thru -20). *Socket 1SA:* 2681, FC194, FC211, FC310, FC372-03, FC373-03, FC510, FC639 (-4 thru -8), GH194, GH663, GH681. *Socket 1SB:* 1529, 2766, 2781, FC195, FC212, FC372 (-4 thru -16), FC373 (-4 thru -16), FC466, FC498, FC579, FC639 (-10 thru -16), FC735 (-4 thru -20), GH120 (-4 thru -20), GH195, GH683 (-4,-6), GH781 (-04 thru -20), GH793.
Global OTC Fittings for use with Hose: 2583, 2661, FC318, FC466, FC498, FC619, FC699

Global TTC Fittings for use with Hose: 2661(-12 thru -32), FC211, FC212, FC310, FC318 (-12 thru -32), FC414, FC510, FC579, FC611, FC619, FC639 (-4 thru -12), FC693, FC735, GH120, GH194, GH195, GH663, GH681-6, GH683, GH781, GH793.
Global TTC12 Fittings for use with Hose: 2661-12, FC136, FC318-12, FC616, FC636, FC659, FC736, GH493.

Nipple Part Number	OTC Part Number	TTC Fitting Part Number	TTC12 Fitting Part Number	Flange Head Dia. K Ø	Hose Size	A	D	E Ø	H		

SAE Code 61 Split Flange 45° Elbow (FLA) For flanges, split flange halves, kits and O-rings, see page 176-179

1S8FLA8	1G8FLA8	1A8FLA8	—	1.19	-08	3.11	1.94	.37	.78		
—	—	—	1B8FLA8	1.19	-08	3.13	1.96	.37	.78		
1S12FLA8	1G12FLA8	1A12FLA8	—	1.50	-08	3.64	2.47	.37	1.00		
—	—	—	1B12FLA8	1.50	-08	3.66	2.50	.37	1.00		
1S12FLA10	1G12FLA10	1A12FLA10	—	1.50	-10	3.68	2.53	.46	1.00		
—	—	—	1B12FLA10	1.50	-10	3.62	2.46	.50	1.00		
1S12FLA12	1G12FLA12	1A12FLA12	—	1.50	-12	3.67	2.48	.58	1.01		
—	—	—	1B12FLA12	1.50	-12	3.66	2.46	.56	1.00		
1S16FLA12	1G16FLA12	1A16FLA12	—	1.75	-12	4.16	2.97	.58	1.06		
—	—	—	1B16FLA12	1.75	-12	4.16	2.97	.56	1.06		
—	—	—	1B20FLA12	2.00	-12	3.66	2.46	.56	1.00		
1S12FLA16	—	1A12FLA16	—	1.50	-16	3.93	2.57	.58	1.01		
1S16FLA16	1G16FLA16	1A16FLA16	1B16FLA16	1.75	-16	4.35	3.00	.76	1.06		
1S20FLA16	1G20FLA16	1A20FLA16	—	2.00	-16	4.81	3.45	.76	1.15		
—	—	—	1B20FLA16	2.00	-16	4.81	3.46	.76	1.15		
1S16FLA20	1G16FLA20	—	1B16FLA20	1.75	-20	4.80	3.06	.76	1.06		
—	—	1AP16FLA20*	—	1.75	-20	4.80	3.06	.76	1.06		
—	—	1AT16FLA20**	—	1.75	-20	4.80	3.06	.76	1.06		
1S20FLA20	1G20FLA20	—	—	2.00	-20	5.28	3.55	1.01	1.18		
—	—	—	1B20FLA20	2.00	-20	5.26	3.52	1.01	1.15		
—	—	1AP20FLA20*	—	2.00	-20	5.28	3.55	1.01	1.18		
—	—	1AT20FLA20**	—	2.00	-20	5.28	3.55	1.01	1.18		
1S24FLA20	1G24FLA20	—	1B24FLA20	2.37	-20	5.94	4.20	1.01	1.41		
—	—	1AP24FLA20*	—	2.37	-20	5.94	4.20	1.01	1.41		
—	—	1AT24FLA20**	—	2.37	-20	5.94	4.20	1.01	1.41		
1S20FLA24	1G20FLA24	1A20FLA24	—	2.00	-24	4.54	2.72	1.26	1.08		
1S24FLA24	1G24FLA24	1A24FLA24	—	2.37	-24	6.07	4.25	1.26	1.41		
—	—	—	1B24FLA24	2.37	-24	6.07	4.25	1.19	1.41		
1S32FLA24	—	1A32FLA24	—	2.81	-24	6.07	4.25	1.26	1.41		
—	—	—	1B32FLA24	2.81	-24	7.30	5.47	1.19	2.00		
1S24FLA32	1G24FLA32	1A24FLA32	—	2.37	-32	6.27	4.29	1.26	1.41		
1S32FLA32	1G32FLA32	1A32FLA32	—	2.81	-32	7.49	5.52	1.75	2.00		
—	—	—	1B32FLA32	2.81	-32	7.53	5.05	1.62	2.00		
1S40FLA32	1G40FLA32	1A40FLA32	—	3.31	-32	5.27	3.29	1.75	1.30		

*Uses 1 wire braid hose socket. FT1320, FT1330 and FT1208 assembly machines require a one-piece fitting.

**Uses 2 wire braid hose socket. FT1320, FT1330 and FT1208 assembly machines require a one-piece fitting.

Global Nipples for use with Hose: *Clamp:* 2661 (-12 thru -20), FC318 (-12 thru -20), FC619 (-12 thru -20). *Socket 1SA:* 2681, FC194, FC211, FC310, FC372-03, FC373-03, FC510, FC639 (-4 thru -8), GH194, GH663, GH681. *Socket 1SB:* 1529, 2766, 2781, FC195, FC212, FC372 (-4 thru -16), FC373 (-4 thru -16), FC466, FC498, FC579, FC639 (-10 thru -16), FC735 (-4 thru -20), GH120 (-4 thru -20), GH195, GH683 (-4,-6), GH781 (-04 thru -20), GH793.
Global OTC Fittings for use with Hose: 2583, 2661, FC318, FC466, FC498, FC619, FC699

Global TTC Fittings for use with Hose: 2661(-12 thru -32), FC211, FC212, FC310, FC318 (-12 thru -32), FC414, FC510, FC579, FC611, FC619, FC639 (-4 thru -12), FC693, FC735, GH120, GH194, GH195, GH663, GH681-6, GH683, GH781, GH793.
Global TTC12 Fittings for use with Hose: 2661-12, FC136, FC318-12, FC616, FC636, FC659, FC736, GH493.

Nipple Part Number	OTC Part Number	TTC Fitting Part Number	TTC12 Fitting Part Number	Flange Head Dia. K Ø	Hose Size	A	D	E Ø	H	1	2
SAE Code 61 Split Flange 90° Elbow (FLB) For flanges, split flange halves, kits and O-Rings, see page 176-179											
1S8FLB8	1G8FLB8	1A8FLB8	—	1.19	-08	2.86	1.69	.37	1.63		
—	—	—	1B8FLB8	1.19	-08	2.87	1.70	.37	1.63		
1S12FLB8	1G12FLB8	1A12FLB8	—	1.50	-08	3.45	2.28	.37	2.13		
—	—	—	1B12FLB8	1.50	-08	3.38	2.21	.37	2.13		
1S12FLB10	1G12FLB10	1A12FLB10	—	1.50	-10	3.44	2.29	.50	2.13		
—	—	—	1B12FLB10	1.50	-10	3.46	2.30	.50	2.13		
1S12FLB12	1G12FLB12	1A12FLB12	—	1.50	-12	3.49	2.30	.58	2.13		
—	—	—	1B12FLB12	1.50	-12	3.49	2.30	.56	2.13		
1S16FLB12	1G16FLB12	1A16FLB12	—	1.75	-12	4.03	2.84	.58	2.38		
—	—	—	1B16FLB12	1.75	-12	4.03	2.84	.56	2.38		
1S20FLB12	—	1A20FLB12	—	2.00	-12	4.67	3.48	.58	2.62		
—	—	—	1B20FLB12	2.00	-12	3.49	2.30	.56	2.62		
1S12FLB16	1G12FLB16	1A12FLB16	—	1.50	-16	4.20	2.85	.76	2.17		
1S16FLB16	1G16FLB16	1A16FLB16	—	1.75	-16	4.22	2.86	.76	2.38		
—	—	—	1B16FLB16	1.75	-16	4.22	2.87	.76	2.38		
1S20FLB16	1G20FLB16	1A20FLB16	—	2.00	-16	4.85	3.50	.76	2.62		
—	—	—	1B20FLB16	2.00	-16	4.86	3.50	.76	2.62		
1S24FLB16	1G24FLB16	1A24FLB16	1B24FLB16	2.37	-16	5.59	4.24	.76	3.12		
1S16FLB20	1G16FLB20	—	1B16FLB20	1.75	-20	4.66	2.93	.76	2.38		
—	—	1AP16FLB20*	—	1.75	-20	4.66	2.93	.76	2.38		
—	—	1AT16FLB20**	—	1.75	-20	4.66	2.93	.76	2.38		
1S20FLB20	1G20FLB20	—	1B20FLB20	2.00	-20	5.30	3.57	1.01	2.62		
—	—	1AP20FLB20*	—	2.00	-20	5.30	3.57	1.01	2.62		
—	—	1AT20FLB20**	—	2.00	-20	5.30	3.57	1.01	2.62		
1S24FLB20	1G24FLB20	—	1B24FLB20	2.37	-20	6.04	4.31	1.01	3.12		
—	—	1AP24FLB20*	—	2.37	-20	6.04	4.31	1.01	3.12		
—	—	1AT24FLB20**	—	2.37	-20	6.04	4.31	1.01	3.12		
1S32FLB20	1G32FLB20	—	—	2.81	-20	4.25	2.52	1.01	2.56		
1S16FLB24	1G16FLB24	1A16FLB24	—	1.75	-24	4.80	2.97	.76	2.38		
—	—	—	1B16FLB24	1.75	-24	4.78	2.96	.76	2.37		
1S20FLB24	1G20FLB24	1A20FLB24	—	2.00	-24	5.43	3.61	1.01	2.62		
1S24FLB24	1G24FLB24	1A24FLB24	—	2.37	-24	6.18	4.35	1.26	3.12		
—	—	—	1B24FLB24	2.37	-24	6.18	4.35	1.19	3.12		
1S32FLB24	1G32FLB24	1A32FLB24	—	2.81	-24	7.28	5.45	1.26	4.50		
—	—	—	1B32FLB24	2.81	-24	7.28	5.45	1.19	4.50		
1S24FLB32	—	1A24FLB32	—	2.37	-32	6.37	4.40	1.26	3.12		
—	—	—	1B24FLB32	2.37	-32	6.85	4.37	1.12	3.12		
1S32FLB32	1G32FLB32	1A32FLB32	—	2.81	-32	7.47	5.49	1.75	4.50		
—	—	—	1B32FLB32	2.81	-32	7.20	4.72	1.62	4.50		
1S40FLB32	1G40FLB32	1A40FLB32	—	3.31	-32	7.47	5.49	1.75	4.56		
—	—	—	1B40FLB32	3.31	-32	7.20	4.72	1.62	4.56		
SAE Code 61 Split Flange 22½° Elbow (FLD) For flanges, split flange halves, kits and O-Rings, see page 176-179											
—	—	—	1B8FLD8	1.19	-08	3.38	2.20	.37	.36		
—	—	—	1B12FLD8	1.50	-08	3.97	2.80	.37	.44		
—	—	—	1B12FLD12	1.50	-12	4.01	2.82	.56	.44		
—	—	—	1B16FLD12	1.75	-12	4.45	3.26	.56	.45		
1S16FLD16	—	1A16FLD16	1B16FLD16	1.75	-16	4.64	3.29	.76	.45		
1S20FLD16	—	1A20FLD16	1B20FLD16	2.00	-16	5.12	3.77	.76	.46		
1S20FLD20	—	—	1B20FLD20	2.00	-20	5.57	3.83	1.01	.46		
—	—	1AP20FLD20*	—	2.00	-20	5.57	3.83	1.01	.46		
—	—	1AT20FLD20**	—	2.00	-20	5.57	3.83	1.01	.46		
—	—	—	1B24FLD20	2.37	-20	6.31	4.58	1.01	.56		
—	—	—	1B24FLD24	2.37	-24	6.45	4.63	1.19	.56		
—	—	—	1B32FLD32	2.81	-32	2.13	4.64	1.62	.88		

*Uses 1 wire braid hose socket. FT1320, FT1330 and FT1208 assembly machines require a one-piece fitting.
 **Uses 2 wire braid hose socket. FT1320, FT1330 and FT1208 assembly machines require a one-piece fitting.

Global Nipples for use with Hose: *Clamp:* 2661 (-12 thru -20), FC318 (-12 thru -20), FC619 (-12 thru -20). *Socket 1SA:* 2681, FC194, FC211, FC310, FC372-03, FC373-03, FC510, FC639 (-4 thru -8), GH194, GH663, GH681. *Socket 1SB:* 1529, 2766, 2781, FC195, FC212, FC372 (-4 thru -16), FC373 (-4 thru -16), FC466, FC498, FC579, FC639 (-10 thru -16), FC735 (-4 thru -20), GH120 (-4 thru -20), GH195, GH683 (-4,-6), GH781 (-04 thru -20), GH793.
Global OTC Fittings for use with Hose: 2583, 2661, FC318, FC466, FC498, FC619, FC699

Global TTC Fittings for use with Hose: 2661(-12 thru -32), FC211, FC212, FC310, FC318 (-12 thru -32), FC414, FC510, FC579, FC611, FC619, FC639 (-4 thru -12), FC693, FC735, GH120, GH194, GH195, GH663, GH681-6, GH683, GH781, GH793.
Global TTC12 Fittings for use with Hose: 2661-12, FC136, FC318-12, FC616, FC636, FC659, FC736, GH493.

Nipple Part Number	OTC Part Number	TTC Fitting Part Number	TTC12 Fitting Part Number	Flange Head Dia. K Ø	Hose Size	A	D	E Ø	H		
SAE Code 61 Split Flange 67½° Elbow (FLE) For flanges, split flange halves, kits and O-rings, see page 176-179											
—	—	—	1B8FLE8	1.19	-08	3.40	2.24	.37	1.27		
—	—	—	1B12FLE12	1.50	-12	4.22	3.04	.56	1.59		
—	—	—	1B16FLE12	1.75	-12	4.84	3.65	.56	1.74		
—	—	—	1B16FLE16	1.75	-16	5.03	3.67	.76	1.74		
—	—	—	1B20FLE16	2.00	-16	5.73	4.38	.76	1.83		
—	—	1AP20FLE20*	—	2.00	-20	6.18	4.44	1.01	1.83		
—	—	1AT20FLE20**	—	2.00	-20	6.18	4.44	1.01	1.83		
1S20FLE20	—	—	1B20FLE20	2.00	-20	6.18	4.44	1.01	1.83		
—	—	—	1B24FLE24	2.37	-24	7.21	5.39	1.19	2.14		
—	—	—	1B32FLE32	2.81	-32	7.57	5.08	1.62	3.25		
SAE Code 61 Split Flange 30° Elbow (FLF) For flanges, split flange halves, kits and O-rings, see page 176-179											
—	—	—	1B8FLF8	1.19	-08	3.32	2.15	.37	.50		
—	—	—	1B12FLF12	1.50	-12	3.94	2.75	.56	.62		
—	—	—	1B16FLF12	1.75	-12	4.38	3.19	.56	.64		
—	—	—	1B16FLF16	1.75	-16	4.57	3.22	.76	.64		
—	—	—	1B20FLF16	2.00	-16	5.04	3.69	.76	.67		
—	—	—	1B20FLF20	2.00	-20	5.49	3.76	1.01	.67		
—	—	—	1B24FLF20	2.37	-20	6.22	4.49	1.01	.82		
—	—	—	1B24FLF24	2.37	-24	6.36	4.54	1.19	.82		
—	—	—	1B32FLF32	2.81	-32	7.37	4.88	1.62	1.25		
—	—	—	1B40FLF32	3.31	-32	7.42	4.93	1.62	1.28		
SAE Code 61 Split Flange 60° Elbow (FLG) For flanges, split flange halves, kits and O-rings, see page 176-179											
—	—	—	1B8FLG8	1.19	-08	3.57	2.40	.37	1.13		
—	—	—	1B12FLG12	1.50	-12	4.42	3.23	.56	1.39		
—	—	—	1B16FLG12	1.75	-12	5.05	3.86	.56	1.51		
1S16FLG16	1G16FLG16	1A16FLG16	1B16FLG16	1.75	-16	5.24	3.89	.76	1.51		
1S20FLG16	—	—	1B20FLG16	2.00	-16	5.95	4.60	.76	1.57		
—	—	—	1B20FLG20	2.00	-20	6.40	4.67	1.01	1.57		
—	—	—	1B24FLG20	2.37	-20	7.34	5.61	1.01	1.81		
1S24FLG24	1G24FLG24	1A24FLG24	1B24FLG24	2.37	-24	7.47	5.65	1.19	1.81		
—	—	—	1B32FLG32	2.81	-32	7.68	5.20	1.62	2.87		

* Uses 1 wire braid hose socket. FT1320, FT1330 and FT1208 assembly machines require a one-piece fitting.

** Uses 2 wire braid hose socket. FT1320, FT1330 and FT1208 assembly machines require a one-piece fitting.

Global Nipples for use with Hose: *Clamp:* 2661 (-12 thru -20), FC318 (-12 thru -20), FC619 (-12 thru -20). *Socket 1SA:* 2681, FC194, FC211, FC310, FC372-03, FC373-03, FC510, FC639 (-4 thru -8), GH194, GH663, GH681. *Socket 1SB:* 1529, 2766, 2781, FC195, FC212, FC372 (-4 thru -16), FC373 (-4 thru -16), FC466, FC498, FC579, FC639 (-10 thru -16), FC735 (-4 thru -20), GH120 (-4 thru -20), GH195, GH683 (-4,-6), GH781 (-04 thru -20), GH793.
Global OTC Fittings for use with Hose: 2583, 2661, FC318, FC466, FC498, FC619, FC699

Global TTC Fittings for use with Hose: 2661(-12 thru -32), FC211, FC212, FC310, FC318 (-12 thru -32), FC414, FC510, FC579, FC611, FC619, FC639 (-4 thru -12), FC693, FC735, GH120, GH194, GH195, GH663, GH681-6, GH683, GH781, GH793.
Global TTC12 Fittings for use with Hose: 2661-12, FC136, FC318-12, FC616, FC636, FC659, FC736, GH493.

Nipple Part Number	OTC Part Number	TTC Fitting Part Number	TTC12 Fitting Part Number	Flange Head Dia. K ϕ	Hose Size	A	D	E ϕ	H		
SAE Code 62 Split Flange (FH) For flanges, split flange halves, kits and O-Rings, see page 176-179											
—	—	—	1B8FH8	1.25	-08	3.23	2.06	.37			
—	—	—	1B12FH8	1.63	-08	3.27	2.10	.38			
—	—	—	1B12FH10	1.63	-10	3.26	2.11	.50			
—	—	—	1B12FH12	1.63	-12	3.31	2.12	.61			
—	—	—	1B16FH12	1.87	-12	3.31	2.12	.61			
—	—	—	1B16FH16	1.87	-16	3.50	2.14	.81			
—	—	—	1B20FH16	2.13	-16	3.80	2.44	.81			
1S20FH20	—	—	1B20FH20	2.13	-20	4.24	2.51	1.05			
—	—	—	1B24FH20	2.50	-20	4.24	2.51	1.05			
—	—	—	1B24FH24	2.50	-24	4.40	2.58	1.26			
—	—	—	1B32FH32	3.12	-32	5.11	2.63	1.62			
SAE Code 62 Split Flange 22 1/2° Elbow (FHD) For flanges, split flange halves, kits and O-Rings, see page 176-179											
—	—	—	1B32FHD32	3.12	-32	6.69	4.64	1.62	.88		
SAE Code 62 Split Flange 30° Elbow (FHF) For flanges, split flange halves, kits and O-Rings, see page 176-179											
—	—	—	1B32FHF32	3.12	-32	6.93	4.88	1.62	1.25		
SAE Code 62 Split Flange 45° Elbow (FHA) For flanges, split flange halves, kits and O-Rings, see page 176-179											
—	—	—	1B12FHA12	1.63	-12	3.66	2.46	.56	1.00		
—	—	—	1B16FHA16	1.87	-16	4.35	3.00	.76	1.06		
—	—	—	1B20FHA16	2.13	-16	4.81	3.46	.76	1.15		
—	—	—	1B20FHA20	2.13	-20	5.26	3.52	1.01	1.15		
—	—	—	1B24FHA24	2.50	-24	6.07	4.25	1.19	1.41		
—	—	—	1B32FHA32	3.12	-32	7.53	5.05	1.62	2.00		

Global Nipples for use with Hose: *Clamp:* 2661 (-12 thru -20), FC318 (-12 thru -20), FC619 (-12 thru -20). *Socket 1SA:* 2681, FC194, FC211, FC310, FC372-03, FC373-03, FC510, FC639 (-4 thru -8), GH194, GH663, GH681. *Socket 1SB:* 1529, 2766, 2781, FC195, FC212, FC372 (-4 thru -16), FC373 (-4 thru -16), FC466, FC498, FC579, FC639 (-10 thru -16), FC735 (-4 thru -20), GH120 (-4 thru -20), GH195, GH683 (-4,-6), GH781 (-04 thru -20), GH793.

Global OTC Fittings for use with Hose: 2583, 2661, FC318, FC466, FC498, FC619, FC699

Global TTC Fittings for use with Hose: 2661(-12 thru -32), FC211, FC212, FC310, FC318 (-12 thru -32), FC414, FC510, FC579, FC611, FC619, FC639 (-4 thru -12), FC693, FC735, GH120, GH194, GH195, GH663, GH681-6, GH683, GH781, GH793.

Global TTC12 Fittings for use with Hose: 2661-12, FC136, FC318-12, FC616, FC636, FC659, FC736, GH493.

Nipple Part Number	OTC Part Number	TTC Part Number	TTC12 Part Number	Thread T	Hose Size	A	D	E ϕ	H	①	②
JIS/BSPP Female Swivel (BF)***											
1S4BF4	1G4BF4	1A4BF4	—	G 1/4	-04	42.3	18.9	4.2		19	
1S6BF6	1G6BF6	1A6BF6	1B6BF6	G 3/8	-06	46.4	21.1	6.7		22	
1S8BF6	1G8BF6	1A8BF6	—	G 1/2	-06	47.9	22.6	6.7		27	
1S8BF8	1G8BF8	1A8BF8	1B8BF8	G 1/2	-08	53.5	23.8	9.6		27	
1S10BF10	1G10BF10	1A10BF10	—	G 5/8	-10	54.1	24.7	12.8		30	
1S12BF12	1G12BF12	1A12BF12	1B12BF12	G 3/4	-12	55.5	25.3	15.5		32	
1S16BF16	1G16BF16	1A16BF16	1B16BF16	G 1	-16	62.0	27.6	20.7		41	
1S20BF20	1G20BF20	1AT20BF20**	1B20BF20	G 1 1/4	-20	73.6	29.6	26.6		50	
1S24BF24	1G24BF24	—	1B24BF24	G 1 1/2	-24	80.0	33.7	32.0		55	
1S32BF32	1G32BF32	—	—	G 2	-32	85.4	35.2	44.4		70	
JIS/BSPP Female Swivel (JM)***											
1S4JM4	1G4JM4	1A4JM4	—	G 1/4	-04	47.0	23.6	4.2		19	19
1S6JM6	1G6JM6	1A6JM6	—	G 3/8	-06	51.0	25.7	6.7		22	22
1S8JM8	1G8JM8	1A8JM8	1B8JM8	G 1/2	-08	58.0	28.3	9.6		27	27
1S12JM12	1G12JM12	1A12JM12	1B12JM12	G 3/4	-12	62.0	31.8	15.5		32	36
1S16JM16	1G16JM16	1A16JM16	1B16JM16	G 1	-16	69.0	34.6	20.7		41	41
1S20JM20	1G20JM20	1AP20JM20*	1B20JM20	G 1 1/4	-20	80.2	36.2	26.6		50	46
—	—	1AT20JM20**	—	G 1 1/4	-20	80.2	36.2	26.6		50	46

*Uses 1 wire braid hose socket. FT1320, FT1330, and FT1208 assembly machines require a one-piece fitting.
 **Uses 2 wire braid hose socket. FT1320, FT1330, and FT1208 assembly machines require a one-piece fitting.
 ***The JIS parallel thread and the BSPP connection are interchangeable.

Global Nipples for use with Hose: *Clamp:* 2661 (-12 thru -20), FC318 (-12 thru -20), FC619 (-12 thru -20). *Socket 1SA:* 2681, FC194, FC211, FC310, FC372-03, FC373-03, FC510, FC639 (-4 thru -8), GH194, GH663, GH681. *Socket 1SB:* 1529, 2766, 2781, FC195, FC212, FC372 (-4 thru -16), FC373 (-4 thru -16), FC466, FC498, FC579, FC639 (-10 thru -16), FC735 (-4 thru -20), GH120 (-4 thru -20), GH195, GH683 (-4,-6), GH781 (-04 thru -20), GH793.
Global OTC Fittings for use with Hose: 2583, 2661, FC318, FC466, FC498, FC619, FC699

Global TTC Fittings for use with Hose: 2661(-12 thru -32), FC211, FC212, FC310, FC318 (-12 thru -32), FC414, FC510, FC579, FC611, FC619, FC639 (-4 thru -12), FC693, FC735, GH120, GH194, GH195, GH663, GH681-6, GH683, GH781, GH793.
Global TTC12 Fittings for use with Hose: 2661-12, FC136, FC318-12, FC616, FC636, FC659, FC736, GH493.

All dimensions in millimeters.

Nipple Part Number	OTC Part Number	TTC Part Number	TTC12 Part Number	Thread T	Hose Size	A	D	Eφ	H		
JIS/BSPP Female Swivel, 45° Elbow (BFA)***											
1S4BFA4	1G4BFA4	1A4BFA4	—	G 1/4	-04	65.3	41.9	4.2	16.5	19	
1S6BFA6	1G6BFA6	1A6BFA6	—	G 3/8	-06	73.8	48.5	6.7	19.0	22	
1S8BFA8	1G8BFA8	1A8BFA8	1B8BFA8	G 1/2	-08	91.5	61.8	9.6	24.8	27	
1S10BFA10	1G10BFA10	1A10BFA10	—	G 5/8	-10	100.4	71.0	12.8	27.4	30	
1S12BFA12	1G12BFA12	1A12BFA12	1B12BFA12	G 3/4	-12	108.8	78.6	15.5	29.4	32	
1S16BFA16	1G16BFA16	1A16BFA16	1B16BFA16	G 1	-16	126.8	92.4	20.7	33.2	41	
1S20BFA20	1G20BFA20	1AT20BFA20**	1B20BFA20	G 1 1/4	-20	153.6	109.6	26.6	37.2	50	
JIS/BSPP Female Swivel, 90° Elbow (BFB)***											
1S4BFB4	1G4BFB4	1A4BFB4	—	G 1/4	-04	45.8	22.4	4.2	24.8	17	
1S6BFB6	1G6BFB6	1A6BFB6	—	G 3/8	-06	58.9	33.6	6.7	35.0	22	
1S8BFB6	1G8BFB6	1A8BFB6	—	G 1/2	-06	75.7	50.4	6.7	47.8	27	
1S8BFB8	1G8BFB8	1A8BFB8	1B8BFB8	G 1/2	-08	65.5	35.8	9.6	37.5	27	
1S10BFB10	1G10BFB10	1A10BFB10	—	G 5/8	-10	90.6	61.2	12.8	56.3	27	
1S12BFB12	1G12BFB12	1A12BFB12	1B12BFB12	G 3/4	-12	82.2	52.0	15.5	47.5	32	
1S16BFB16	1G16BFB16	1A16BFB16	1B16BFB16	G 1	-16	118.2	83.8	20.7	71.5	41	
1S20BFB20	1G20BFB20	1AT20BFB20**	1B20BFB20	G 1 1/4	-20	146.2	102.2	26.6	82.5	50	

** Uses 2 wire braid hose socket. FT1320, FT1330 and FT1208 assembly machines require a one-piece fitting.
 ***The JIS parallel thread and the BSPP connection are interchangeable.

Global Nipples for use with Hose: *Clamp:* 2661 (-12 thru -20), FC318 (-12 thru -20), FC619 (-12 thru -20). *Socket 1SA:* 2681, FC194, FC211, FC310, FC372-03, FC373-03, FC510, FC639 (-4 thru -8), GH194, GH663, GH681. *Socket 1SB:* 1529, 2766, 2781, FC195, FC212, FC372 (-4 thru -16), FC373 (-4 thru -16), FC466, FC498, FC579, FC639 (-10 thru -16), FC735 (-4 thru -20), GH120 (-4 thru -20), GH195, GH683 (-4,-6), GH781 (-04 thru -20), GH793.
Global OTC Fittings for use with Hose: 2583, 2661, FC318, FC466, FC498, FC619, FC699

Global TTC Fittings for use with Hose: 2661(-12 thru -32), FC211, FC212, FC310, FC318 (-12 thru -32), FC414, FC510, FC579, FC611, FC619, FC639 (-4 thru -12), FC693, FC735, GH120, GH194, GH195, GH663, GH681-6, GH683, GH781, GH793.
Global TTC12 Fittings for use with Hose: 2661-12, FC136, FC318-12, FC616, FC636, FC659, FC736, GH493.

All dimensions in millimeters.

Nipple Part Number	OTC Part Number	TTC Part Number	TTC12 Part Number	Thread T	Hose Size	A	D	Eφ	H	①	②
BSP Male Tapered, BSPT (BT)											
1S4BT4	1G4BT4	1A4BT4	—	R 1/4-19	-04	50.6	27.2	4.2	14		
1S6BT6	1G6BT6	1A6BT6	1B6BT6	R 3/8-19	-06	54.9	29.6	6.7	19		
1S8BT8	1G8BT8	1A8BT8	1B8BT8	R 1/2-14	-08	66.2	36.5	9.6	22		
1S12BT12	1G12BT12	1A12BT12	1B12BT12	R 3/4-14	-12	71.1	40.9	15.5	30		
1S16BT16	1G16BT16	1A16BT16	1B16BT16	R 1-11	-16	81.2	46.8	20.7	36		
1S20BT20	1G20BT20	1AT20BT20**	1B20BT20	R 1 1/4-11	-20	96.2	52.2	26.6	46		
			1B24BT24	R 1 1/4-11	-24	100.8	54.5	32.0	50		
BSP Male Parallel (BP)											
1S4BP4	1G4BP4	1A4BP4	—	G 1/4	-04	44.3	20.9	4.2	19		
1S6BP6	1G6BP6	1A6BP6	—	G 3/8	-06	48.4	23.1	6.7	22		
1S8BP6	1G8BP6	1A8BP6	—	G 1/2	-06	52.4	27.1	6.7	27		
1S8BP8	1G8BP8	1A8BP8	—	G 1/2	-08	58.0	28.3	9.6	27		
1S12BP12	1G12BP12	1A12BP12	—	G 3/4	-12	63.1	32.9	15.5	32		
1S16BP16	1G16BP16	1A16BP16	—	G 1	-16	70.9	36.5	20.7	41		

** Uses 2 wire braid hose socket. FT1320, FT1330 and FT1208 assembly machines require a one-piece fitting.

Global Nipples for use with Hose: *Clamp:* 2661 (-12 thru -20), FC318 (-12 thru -20), FC619 (-12 thru -20). *Socket 1SA:* 2681, FC194, FC211, FC310, FC372-03, FC373-03, FC510, FC639 (-4 thru -8), GH194, GH663, GH681. *Socket 1SB:* 1529, 2766, 2781, FC195, FC212, FC372 (-4 thru -16), FC373 (-4 thru -16), FC466, FC498, FC579, FC639 (-10 thru -16), FC735 (-4 thru -20), GH120 (-4 thru -20), GH195, GH683 (-4,-6), GH781 (-04 thru -20), GH793.
Global OTC Fittings for use with Hose: 2583, 2661, FC318, FC466, FC498, FC619, FC699

Global TTC Fittings for use with Hose: 2661(-12 thru -32), FC211, FC212, FC310, FC318 (-12 thru -32), FC414, FC510, FC579, FC611, FC619, FC639 (-4 thru -12), FC693, FC735, GH120, GH194, GH195, GH663, GH681-6, GH683, GH781, GH793.
Global TTC12 Fittings for use with Hose: 2661-12, FC136, FC318-12, FC616, FC636, FC659, FC736, GH493.

All dimensions in millimeters.

Nipple Part Number	OTC Part Number	TTC Part Number	TTC12 Part Number	Thread T	Tube O.D.	Hose Size	A	D	E ϕ	H	1	2
DKO Female Swivel, Light Duty (DL)												
1S5DL4	1G5DL4	1A5DL4	—	M12 x 1.5	6	-04	48.0	24.6	4.2	17		
1S6DL4	1G6DL4	1A6DL4	—	M14 x 1.5	8	-04	46.0	22.6	4.2	17		
1S8DL6	1G8DL6	1A8DL6	1B8DL6	M16 x 1.5	10	-06	56.9	31.6	6.7	19		
1S10DL6	1G10DL6	1A10DL6	1B10DL6	M18 x 1.5	12	-06	51.2	25.9	6.7	22		
1S12DL8	1G12DL8	1A12DL8	1B12DL8	M22 x 1.5	15	-08	58.3	28.6	9.6	27		
1S16DL10	1G16DL10	1A16DL10	1B16DL10	M26 x 1.5	18	-10	59.2	29.8	12.8	32		
1S20DL12	1G20DL12	1A20DL12	1B20DL12	M30 x 2	22	-12	62.5	32.3	15.5	36		
1S25DL16	1G25DL16	1A25DL16	1B25DL16	M36 x 2	28	-16	68.2	33.8	20.7	41		
1S32DL20	1G32DL20	1AT32DL20**	1B32DL20	M45 x 2	35	-20	83.7	39.7	26.6	50		
1S40DL24	1G40DL24	1A40DL24	—	M52 x 2	42	-24	87.2	40.9	32.0	60		
DKO Female Swivel, Light Duty, 45° Elbow (DLA)												
1S6DLA4	1G6DLA4	1A6DLA4	—	M14 x 1.5	8	-04	62.4	39.0	4.2	17.5	17	
1S8DLA6	1G8DLA6	1A8DLA6	—	M16 x 1.5	10	-06	66.8	41.5	6.7	19.0	19	
1S10DLA6	1G10DLA6	1A10DLA6	—	M18 x 1.5	12	-06	69.8	44.5	6.7	20.5	22	
1S12DLA8	1G12DLA8	1A12DLA8	—	M22 x 1.5	15	-08	81.7	52.0	9.6	21.5	27	
1S16DLA10	1G16DLA10	1A16DLA10	—	M26 x 1.5	18	-10	88.4	59.0	12.8	27.5	32	
1S20DLA12	1G20DLA12	1A20DLA12	—	M30 x 2	22	-12	98.4	68.2	15.5	26.0	36	
1S25DLA16	1G25DLA16	1A25DLA16	—	M36 x 2	28	-16	120.0	85.6	20.7	33.5	41	
—	—	1AT32DLA20**	—	M45 x 2	35	-20	148.0	104.0	26.6	43.0	50	

** Uses 2 wire braid hose socket. FT1320, FT1330 and FT1208 assembly machines require a one-piece fitting.

Global Nipples for use with Hose: *Clamp:* 2661 (-12 thru -20), FC318 (-12 thru -20), FC619 (-12 thru -20). *Socket 1SA:* 2681, FC194, FC211, FC310, FC372-03, FC373-03, FC510, FC639 (-4 thru -8), GH194, GH663, GH681. *Socket 1SB:* 1529, 2766, 2781, FC195, FC212, FC372 (-4 thru -16), FC373 (-4 thru -16), FC466, FC498, FC579, FC639 (-10 thru -16), FC735 (-4 thru -20), GH120 (-4 thru -20), GH195, GH683 (-4,-6), GH781 (-04 thru -20), GH793.
Global OTC Fittings for use with Hose: 2583, 2661, FC318, FC466, FC498, FC619, FC699

Global TTC Fittings for use with Hose: 2661(-12 thru -32), FC211, FC212, FC310, FC318 (-12 thru -32), FC414, FC510, FC579, FC611, FC619, FC639 (-4 thru -12), FC693, FC735, GH120, GH194, GH195, GH663, GH681-6, GH683, GH781, GH793.
Global TTC12 Fittings for use with Hose: 2661-12, FC136, FC318-12, FC616, FC636, FC659, FC736, GH493.

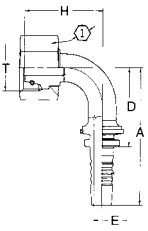
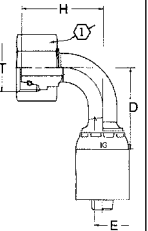
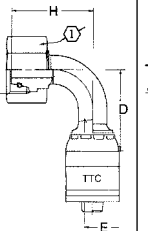
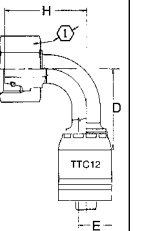
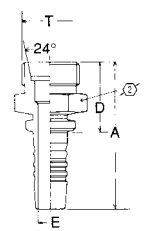
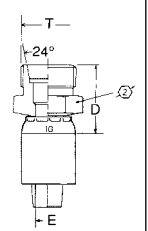
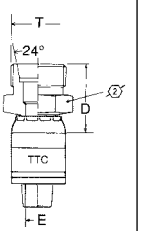
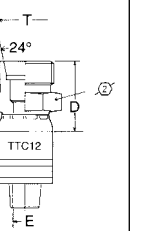
All dimensions in millimeters.

Nipple Part Number	OTC Part Number	TTC Part Number	TTC12 Part Number	Thread T	Tube O.D.	Hose Size	A	D	E ϕ	H		
DKO Female Swivel, Light Duty, 90° Elbow (DLB)												
1S5DLB4	1G5DLB4	1A5DLB4	—	M12 x 1.5	6	-04	49.9	26.5	4.2	26.5	17	
1S5DLB4	1G6DLB4	1A6DLB4	—	M14 x 1.5	8	-04	51.9	28.5	4.2	31.5	17	
1S8DLB6	1G8DLB6	1A8DLB6	1B8DLB6	M16 x 1.5	10	-06	57.3	32.0	6.7	35.5	19	
1S10DLB6	1G10DLB6	1A10DLB6	—	M18 x 1.5	12	-06	60.3	35.0	6.7	39.0	22	
1S12DLB8	1G12DLB8	1A12DLB8	1B12DLB8	M22 x 1.5	15	-08	72.0	42.3	9.6	43.0	27	
1S16DLB10	1G16DLB10	1A16DLB10	—	M26 x 1.5	18	-10	82.9	53.5	12.8	59.0	32	
1S20DLB12	1G20DLB12	1A20DLB12	1B20DLB12	M30 x 2	22	-12	95.0	64.8	15.5	54.0	36	
1S25DLB16	1G25DLB16	1A25DLB16	—	M36 x 2	28	-16	154.4	120.0	20.7	71.0	41	
—	—	1AT32DLB20**	—	M45 x 2	35	-20	119.0	75.0	26.6	76.0	50	
24° Male, Light Duty (DK)												
1S5DK4	1G5DK4	1A5DK4	—	M12 x 1.5	6	-04	44.7	21.3	4.2			12
1S6DK4	1G6DK4	1A6DK4	—	M14 x 1.5	8	-04	44.5	21.1	4.2			14
1S8DK6	1G8DK6	1A8DK6	—	M16 x 1.5	10	-06	52.0	26.7	6.7			17
1S10DK6	1G10DK6	1A10DK6	—	M18 x 1.5	12	-06	49.0	23.7	6.7			19
1S12DK8	1G12DK8	1A12DK8	—	M22 x 1.5	15	-08	56.0	26.3	9.6			24
1S16DK10	1G16DK10	1A16DK10	—	M26 x 1.5	18	-10	56.0	26.6	12.8			27
1S20DK12	1G20DK12	1A20DK12	—	M30 x 2	22	-12	62.0	31.8	15.5			32
1S25DK16	1G25DK16	1A25DK16	—	M36 x 2	28	-16	66.0	31.6	20.7			41
1S32DK20	1G32DK20	1AT32DK20**	—	M45 x 2	35	-20	79.4	35.4	26.6			46

** Uses 2 wire braid hose socket. FT1320, FT1330 and FT1208 assembly machines require a one-piece fitting.

Global Nipples for use with Hose: *Clamp:* 2661 (-12 thru -20), FC318 (-12 thru -20), FC619 (-12 thru -20). *Socket 1SA:* 2681, FC194, FC211, FC310, FC372-03, FC373-03, FC510, FC639 (-4 thru -8), GH194, GH663, GH681. *Socket 1SB:* 1529, 2766, 2781, FC195, FC212, FC372 (-4 thru -16), FC373 (-4 thru -16), FC466, FC498, FC579, FC639 (-10 thru -16), FC735 (-4 thru -20), GH120 (-4 thru -20), GH195, GH683 (-4,-6), GH781 (-04 thru -20), GH793.
Global OTC Fittings for use with Hose: 2583, 2661, FC318, FC466, FC498, FC619, FC699

Global TTC Fittings for use with Hose: 2661(-12 thru -32), FC211, FC212, FC310, FC318 (-12 thru -32), FC414, FC510, FC579, FC611, FC619, FC639 (-4 thru -12), FC693, FC735, GH120, GH194, GH195, GH663, GH681-6, GH683, GH781, GH793.
Global TTC12 Fittings for use with Hose: 2661-12, FC136, FC318-12, FC616, FC636, FC659, FC736, GH493.



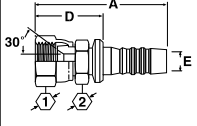
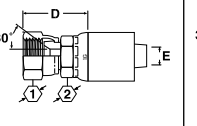
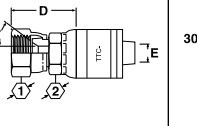
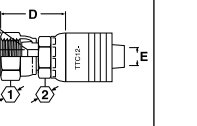
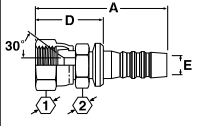
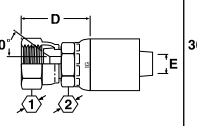
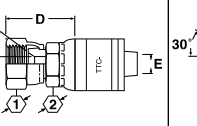
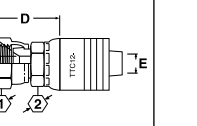
Nipple Part Number	OTC Part Number	TTC Part Number	TTC12 Part Number	Thread T	Tube O.D	Hose Size	A	D	Eφ	H	①	②
												
DKO Female Swivel, Heavy Duty, 90° Elbow (DSB)												
1S6DSB4	1G6DSB4	1A6DSB4	—	M18 x 1.5	10	-04	54.5	31.0	4.2	33.5	22	
1S8DSB6	1G8DSB6	1A8DSB6	1B8DSB6	M20 x 1.5	12	-06	60.3	35.0	6.7	35.0	24	
1S10DSB6	1G10DSB6	1A10DSB6	1B10DSB6	M22 x 1.5	14	-06	63.8	38.5	6.7	42.0	27	
1S12DSB8	1G12DSB8	1A12DSB8	1B12DSB8	M24 x 1.5	16	-08	73.7	44.0	9.6	49.0	30	
1S16DSB10	1G16DSB10	1A16DSB10	1B16DSB10	M30 x 2	20	-10	82.0	52.6	12.8	53.5	36	
1S20DSB12	1G20DSB12	1A20DSB12	1B20DSB12	M36 x 2	25	-12	93.0	62.8	15.5	64.5	46	
1S25DSB16	1G25DSB16	1A25DSB16	1B25DSB16	M42 x 2	30	-16	104.0	69.6	20.7	74.0	50	
												
24° Male, Heavy Duty (EK)												
1S5EK4	1G5EK4	1A5EK4	—	M16 x 1.5	8	-04	47.5	24.1	4.2			17
1S6EK4	1G6EK4	1A6EK4	—	M18 x 1.5	10	-04	40.7	23.6	4.2			19
1S8EK6	1G8EK6	1A8EK6	1B8EK6	M20 x 1.5	12	-06	50.3	25.0	6.7			22
1S10EK6	1G10EK6	1A10EK6	1B10EK6	M22 x 1.5	14	-06	52.6	27.3	6.7			24
1S12EK8	1G12EK8	1A12EK8	1B12EK8	M24 x 1.5	16	-08	58.0	28.3	9.6			27
1S16EK10	1G16EK10	1A16EK10	1B16EK10	M30 x 2	20	-10	62.0	32.6	12.8			32
1S20EK12	1G20EK12	1A20EK12	1B20EK12	M36 x 2	25	-12	65.5	35.3	15.5			41
1S25EK16	1G25EK16	1A25EK16	1B25EK16	M42 x 2	30	-16	72.3	37.9	20.7			46

Global Nipples for use with Hose: *Clamp:* 2661 (-12 thru -20), FC318 (-12 thru -20), FC619 (-12 thru -20). *Socket 1SA:* 2681, FC194, FC211, FC310, FC372-03, FC373-03, FC510, FC639 (-4 thru -8), GH194, GH663, GH681. *Socket 1SB:* 1529, 2766, 2781, FC195, FC212, FC372 (-4 thru -16), FC373 (-4 thru -16), FC466, FC498, FC579, FC639 (-10 thru -16), FC735 (-4 thru -20), GH120 (-4 thru -20), GH195, GH683 (-4,-6), GH781 (-04 thru -20), GH793.
Global OTC Fittings for use with Hose: 2583, 2661, FC318, FC466, FC498, FC619, FC699

Global TTC Fittings for use with Hose: 2661(-12 thru -32), FC211, FC212, FC310, FC318 (-12 thru -32), FC414, FC510, FC579, FC611, FC619, FC639 (-4 thru -12), FC693, FC735, GH120, GH194, GH195, GH663, GH681-6, GH683, GH781, GH793.

Global TTC12 Fittings for use with Hose: 2661-12, FC136, FC318-12, FC616, FC636, FC659, FC736, GH493.

All dimensions in millimeters.



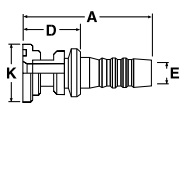
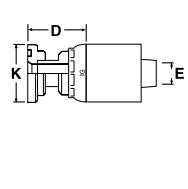
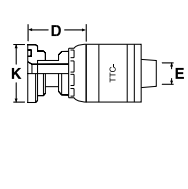
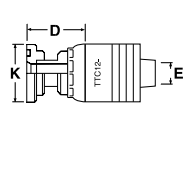
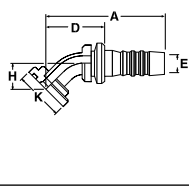
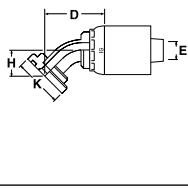
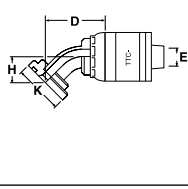
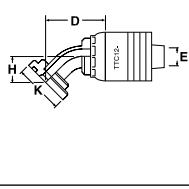
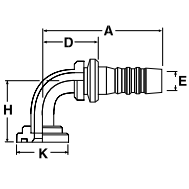
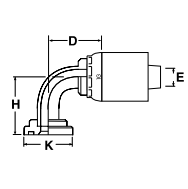
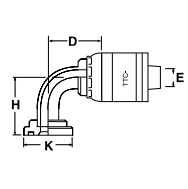
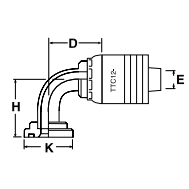
Nipple Part Number	OTC Part Number	TTC Fitting Part Number	TTC12 Fitting Part Number	Thread	Hose Size	A	D	E ϕ	H		
											
JIS Female Swivel (JF)											
1S4JF4	1G4JF4	1A4JF4	—	G 1/4	-04	53.2	29.8	4.2		19	19
1S6JF6	1G6JF6	1A6JF6	1B6JF6	G 3/8	-06	59.2	33.9	6.7		22	22
1S8JF8	1G8JF8	1A8JF8	1B8JF8	G 1/2	-08	66.3	36.6	9.6		27	27
1S12JF12	1G12JF12	1A12JF12	1B12JF12	G 3/4	-12	73.3	43.1	15.5		32	36
1S16JF16	1G16JF16	1A16JF16	1B16JF16	G 1	-16	83.6	49.2	20.7		41	41
1S20JF20	1G20JF20	1AP20JF20*	1B20JF20	G 1 1/4	-20	102.1	58.1	26.6		50	46
—	—	1AT20JF20**	—	G 1 1/4	-20	102.1	58.1	26.6		50	46
1S24JF24	1G24JF24	1A24JF24	1B24JF24	G 1 1/2	-24	109.7	63.4	32.0		55	50
1S32JF32	1G32JF32	1A32JF32	1B32JF32	G 2	-32	122.6	72.4	44.4		70	65
											
Komatsu Female Swivel (KF)											
1S4KF4	1G4KF4	1A4KF4	—	M14 x 1.5	-04	56.1	32.7	42.2		19	19
1S6KF6	1G6KF6	1A6KF6	—	M18 x 1.5	-06	60.4	35.1	6.7		24	22
1S8KF8	1G8KF8	1A8KF8	—	M22 x 1.5	-08	69.5	39.8	9.6		27	27
1S10KF10	1G10KF10	1A10KF10	—	M24 x 1.5	-10	75.4	46.0	12.4		32	30
1S10KF12	1G10KF12	1A10KF12	—	M24 x 1.5	-12	76.6	46.4	12.4		32	30
1S12KF12	1G12KF12	1A12KF12	1B12KF12	M30 x 1.5	-12	81.5	51.3	15.5		36	36
1S16KF16	1G16KF16	1A16KF16	1B16KF16	M33 x 1.5	-16	91.4	57.0	20.7		41	41
1S20KF20	1G20KF20	1AP20KF20*	1B20KF20	M36 x 1.5	-20	113.4	69.4	26.6		46	46
—	—	1AT20KF20**	—	M36 x 1.5	-20	113.4	60.4	26.6		46	46
1S24KF24	1G24KF24	1A24KF24	—	M42 x 1.5	-24	120.5	74.2	32.0		55	50

*Uses 1 wire braid hose socket. FT1320, FT1330, and FT1208 assembly machines require a one-piece fitting.
**Uses 2 wire braid hose socket. FT1320, FT1330 and FT1208 assembly machines require a one-piece fitting.

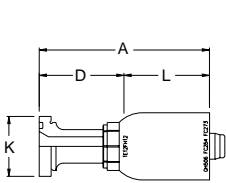
Global Nipples for use with Hose: *Clamp:* 2661 (-12 thru -20), FC318 (-12 thru -20), FC619 (-12 thru -20). *Socket 1SA:* 2681, FC194, FC211, FC310, FC372-03, FC373-03, FC510, FC639 (-4 thru -8), GH194, GH663, GH681. *Socket 1SB:* 1529, 2766, 2781, FC195, FC212, FC372 (-4 thru -16), FC373 (-4 thru -16), FC466, FC498, FC579, FC639 (-10 thru -16), FC735 (-4 thru -20), GH120 (-4 thru -20), GH195, GH683 (-4,-6), GH781 (-04 thru -20), GH793.
Global OTC Fittings for use with Hose: 2583, 2661, FC318, FC466, FC498, FC619, FC699

Global TTC Fittings for use with Hose: 2661(-12 thru -32), FC211, FC212, FC310, FC318 (-12 thru -32), FC414, FC510, FC579, FC611, FC619, FC639 (-4 thru -12), FC693, FC735, GH120, GH194, GH195, GH663, GH681-6, GH683, GH781, GH793.
Global TTC12 Fittings for use with Hose: 2661-12, FC136, FC318-12, FC616, FC636, FC659, FC736, GH493.

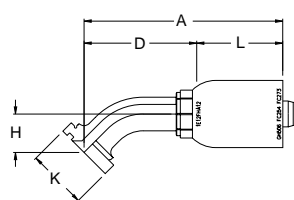
All dimensions in millimeters.

Nipple Part Number	OTC Part Number	TTC Fitting Part Number	TTC12 Fitting Part Number	Flange Dia.	Hose Size	A	D	E ϕ	H		
											
Komatsu Split Flange (KS)											
1S10KS10	1G10KS10	1A10KS10	1B10KS10	34.2	-10	94.2	64.8	11.5			
											
Komatsu Split Flange 45° Elbow (KSA)											
1S10KSA10	1G10KSA10	1A10KSA10	1B10KSA10	34.2	-10	86.1	56.7	11.5	21.8		
											
Komatsu Split Flange 90° Elbow (KSB)											
1S10KSB10	1G10KSB10	1A10KSB10	1B10KSB10	34.2	-10	77.9	48.5	11.5	51.3		

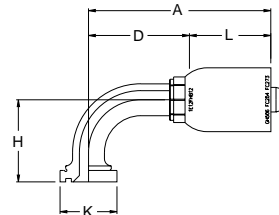
Spiral TTC™ Fittings for use with hose:
FC254, FC273, FC606, GH466, GH506
 1E Fittings for use on 4 wire construction
 1Z Fittings for use on 6 wire construction



Code 62
Straight Split Flange



Code 62
45° Elbow Split Flange



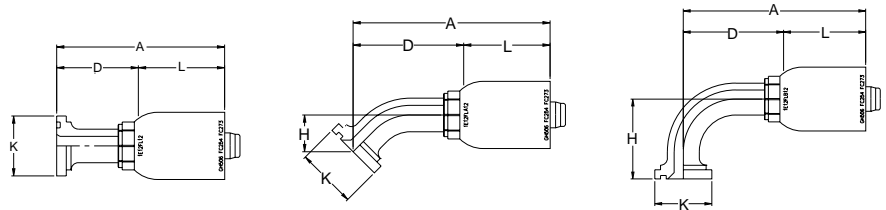
Code 62
90° Elbow Split Flange

Fitting Part Number	Flange Head Dia. K		Hose Size	A		D		Insertion Length L		H	
	inch	mm		inch	mm	inch	mm	inch	mm	inch	mm
Straight split flange – Code 62 (SAE J518)											
1E12FH12	1.62	41.3	-12	4.16	105.8	2.39	60.8	1.77	45.0		
1E16FH12	1.88	47.6	-12	4.33	110.0	2.56	65.0	1.77	45.0		
1E16FH16	1.88	47.6	-16	5.32	135.2	2.76	70.2	2.56	65.0		
1Z16FH16	1.88	47.6	-16	5.32	135.2	2.76	70.2	2.56	65.0		
1E20FH16	2.12	54.0	-16	5.22	132.6	2.66	67.6	2.56	65.0		
1E20FH20	2.12	54.0	-20	5.85	148.6	2.90	73.6	2.95	75.0		
1Z20FH16	2.12	54.0	-16	5.22	132.6	2.66	67.6	2.56	65.0		
1Z20FH20	2.12	54.0	-20	5.85	148.6	2.90	73.6	2.95	75.0		
1E24FH20	2.5	63.5	-20	7.31	185.6	4.35	110.6	2.95	75.0		
1Z24FH20	2.5	63.5	-20	7.31	185.6	4.35	110.6	2.95	75.0		
1E24FH24	2.5	63.5	-24	7.46	189.6	4.39	111.6	3.07	78.0		
1Z24FH24	2.5	63.5	-24	7.46	189.6	4.39	111.6	3.07	78.0		
1E32FH24	3.13	79.4	-24	7.90	200.6	4.83	122.6	3.07	78.0		
1Z32FH24	3.13	79.4	-24	7.90	200.6	4.83	122.6	3.07	78.0		
1E32FH32	3.13	79.4	-32	7.98	202.7	4.91	124.7	3.07	78.0		
1Z32FH32	3.13	79.4	-32	7.98	202.7	4.91	124.7	3.07	78.0		
45° split flange - Code 62 (SAE J518)											
1E12FHA12	1.62	41.3	-12	4.93	125.3	3.16	80.3	1.77	45.0	1.06	27.0
1E16FHA12	1.88	47.6	-12	5.37	136.5	3.60	91.5	1.77	45.0	1.26	32.0
1E16FHA16	1.88	47.6	-16	6.37	161.7	3.81	96.7	2.56	65.0	1.26	32.0
1Z16FHA16	1.88	47.6	-16	6.37	161.7	3.81	96.7	2.56	65.0	1.26	32.0
1E20FHA16	2.12	54.0	-16	6.99	177.4	4.43	112.4	2.56	65.0	1.54	39.0
1E20FHA20	2.12	54.0	-20	7.61	193.4	4.66	118.4	2.95	75.0	1.54	39.0
1Z20FHA16	2.12	54.0	-16	6.99	177.4	4.43	112.4	2.56	65.0	1.54	39.0
1Z20FHA20	2.12	54.0	-20	7.61	193.4	4.66	118.4	2.95	75.0	1.54	39.0
1E24FHA20	2.5	63.5	-20	8.12	206.3	5.17	131.3	2.95	75.0	1.77	45.0
1Z24FHA20	2.5	63.5	-20	8.12	206.3	5.17	131.3	2.95	75.0	1.77	45.0
1E24FHA24	2.5	63.5	-24	8.28	210.3	5.21	132.3	3.07	78.0	1.77	45.0
1Z24FHA24	2.5	63.5	-24	8.28	210.3	5.21	132.3	3.07	78.0	1.77	45.0
1E32FHA24	3.13	79.4	-24	9.73	247.2	6.66	169.2	3.07	78.0	2.26	57.5
1Z32FHA24	3.13	79.4	-24	9.73	247.2	6.66	169.2	3.07	78.0	2.26	57.5
1E32FHA32	3.13	79.4	-32	9.81	249.3	6.74	171.3	3.07	78.0	2.26	57.5
1Z32FHA32	3.13	79.4	-32	9.81	249.3	6.74	171.3	3.07	78.0	2.26	57.5
90° split flange - Code 62 (SAE J518)											
1E12FHB12	1.62	41.3	-12	4.72	120.0	2.95	75.0	1.77	45.0	2.32	59.0
1E16FHB12	1.88	47.6	-12	5.17	131.4	3.40	86.4	1.77	45.0	2.80	71.0
1E16FHB16	1.88	47.6	-16	6.17	156.6	3.61	91.6	2.56	65.0	2.80	71.0
1Z16FHB16	1.88	47.6	-16	6.17	156.6	3.61	91.6	2.56	65.0	2.80	71.0
1E20FHB16	2.12	54.0	-16	6.79	172.4	4.23	107.4	2.56	65.0	3.50	89.0
1E20FHB20	2.12	54.0	-20	7.41	188.4	4.46	113.4	2.95	75.0	3.50	89.0
1Z20FHB16	2.12	54.0	-16	6.79	172.4	4.23	107.4	2.56	65.0	3.50	89.0
1Z20FHB20	2.12	54.0	-20	7.41	188.4	4.46	113.4	2.95	75.0	3.50	89.0
1E24FHB20	2.5	63.5	-20	7.92	201.1	4.96	126.1	2.95	75.0	4.09	104.0
1Z24FHB20	2.5	63.5	-20	7.92	201.1	4.96	126.1	2.95	75.0	4.09	104.0
1E24FHB24	2.5	63.5	-24	8.07	205.1	5.00	127.1	3.07	78.0	4.09	104.0
1Z24FHB24	2.5	63.5	-24	8.07	205.1	5.00	127.1	3.07	78.0	4.09	104.0
1E32FHB24	3.13	79.4	-24	9.59	243.6	6.52	165.6	3.07	78.0	5.43	138.0
1Z32FHB24	3.13	79.4	-24	9.59	243.6	6.52	165.6	3.07	78.0	5.43	138.0
1E32FHB32	3.13	79.4	-32	9.67	245.7	6.60	167.7	3.07	78.0	5.43	138.0
1Z32FHB32	3.13	79.4	-32	9.67	245.7	6.60	167.7	3.07	78.0	5.43	138.0

NOTE: For flanges, split flange halves, kits and o-rings, see pages 176-179.

This page is part of a complete catalog which contains technical and safety data that must be reviewed when selecting a product.

Spiral TTC™ Fittings for use with hose:
FC254, FC273 (-12, -16), GH506
1E Fittings for use on 4 wire construction



Code 61
Straight Split Flange

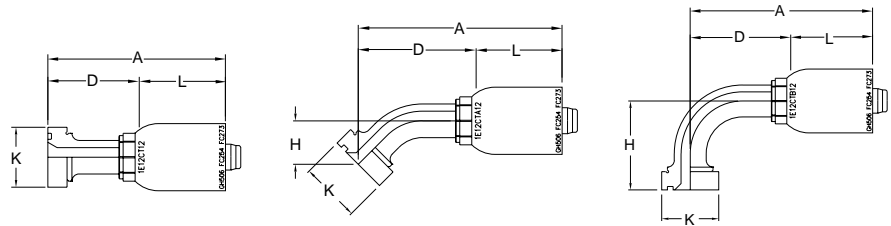
Code 61
45° Elbow Split Flange

Code 61
90° Elbow Split Flange

Fitting Part Number	Flange Head Dia. K		Hose Size	A		D		Insertion Length L		H	
	inch	mm		inch	mm	inch	mm	inch	mm	inch	mm
Straight split flange - Code 61 (SAE J518)											
1E12FL12	1.50	38.1	-12	3.92	99.5	2.15	54.5	1.77	45.0		
1E16FL12	1.75	44.4	-12	3.78	96.1	2.01	51.1	1.77	45.0		
1E16FL16	1.75	44.4	-16	4.78	121.3	2.22	56.3	2.56	65.0		
1E20FL16	2.00	50.8	-16	4.94	125.5	2.38	60.5	2.56	65.0		
1E20FL20	2.00	50.8	-20	5.57	141.5	2.62	66.5	2.95	75.0		
1E24FL20	2.38	60.3	-20	6.45	163.8	3.50	88.8	2.95	75.0		
1E24FL24	2.38	60.3	-24	6.61	167.8	3.54	89.8	3.07	78.0		
1E32FL24	2.81	71.4	-24	6.73	170.9	3.66	92.9	3.07	78.0		
1E32FL32	2.81	71.4	-32	6.81	173.0	3.74	95.0	3.07	78.0		
45° split flange - Code 61 (SAE J518)											
1E12FLA12	1.50	38.1	-12	4.93	125.3	3.16	80.3	1.77	45.0	1.06	27.0
1E16FLA12	1.75	44.4	-12	5.37	136.5	3.60	91.5	1.77	45.0	1.26	32.0
1E16FLA16	1.75	44.4	-16	6.37	161.7	3.81	96.7	2.56	65.0	1.26	32.0
1E20FLA16	2.00	50.8	-16	6.99	177.4	4.43	112.4	2.56	65.0	1.54	39.0
1E20FLA20	2.00	50.8	-20	7.61	193.4	4.66	118.4	2.95	75.0	1.54	39.0
1E24FLA20	2.38	60.3	-20	8.12	206.3	5.17	131.3	2.95	75.0	1.77	45.0
1E24FLA24	2.38	60.3	-24	8.28	210.3	5.21	132.3	3.07	78.0	1.77	45.0
1E32FLA24	2.81	71.4	-24	9.73	247.2	6.66	169.2	3.07	78.0	2.26	57.5
1E32FLA32	2.81	71.4	-32	9.81	249.3	6.74	171.3	3.07	78.0	2.26	57.5
90° split flange - Code 61 (SAE J518)											
1E12FLB12	1.50	38.1	-12	4.72	120.0	2.95	75.0	1.77	45.0	2.32	59.0
1E16FLB12	1.75	44.4	-12	5.17	131.4	3.40	86.4	1.77	45.0	2.80	71.0
1E16FLB16	1.75	44.4	-16	6.17	156.6	3.61	91.6	2.56	65.0	2.80	71.0
1E20FLB16	2.00	50.8	-16	6.79	172.4	4.23	107.4	2.56	65.0	3.50	89.0
1E20FLB20	2.00	50.8	-20	7.41	188.4	4.46	113.4	2.95	75.0	3.50	89.0
1E24FLB20	2.38	60.3	-20	7.92	201.1	4.96	126.1	2.95	75.0	4.09	104.0
1E24FLB24	2.38	60.3	-24	8.07	205.1	5.00	127.1	3.07	78.0	4.09	104.0
1E32FLB24	2.81	71.4	-24	9.59	243.6	6.52	165.6	3.07	78.0	5.43	138.0
1E32FLB32	2.81	71.4	-32	9.67	245.7	6.60	167.7	3.07	78.0	5.43	138.0

NOTE: For flanges, split flange halves, kits and o-rings, see pages 176-179.

Spiral TTC™ Fittings for use with hose:
FC254, FC273, FC606, GH466, GH506
 1E Fittings for use on 4 wire construction
 1Z Fittings for use on 6 wire construction
 Compatible only with D-rings found on
 page 178.



Cat Flange
Straight

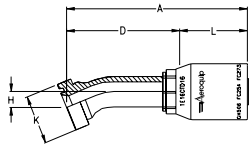
Cat Flange
45° Elbow

Cat Flange
90° Elbow

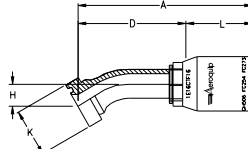
Fitting Part Number	Flange Head Dia. K		Hose Size	A		D		Insertion Length L		H	
	inch	mm		inch	mm	inch	mm	inch	mm	inch	mm
Caterpillar - Straight split flange											
1E12CT12	1.62	41.3	-12	4.38	111.3	2.61	66.3	1.77	45.0		
1E16CT12	1.88	47.6	-12	4.51	114.7	2.74	69.7	1.77	45.0		
1E16CT16	1.88	47.6	-16	5.51	139.9	2.95	74.9	2.56	65.0		
1Z16CT16	1.88	47.6	-16	5.51	139.9	2.95	74.9	2.56	65.0		
1E20CT16	2.12	54.0	-16	5.37	136.5	2.81	71.5	2.56	65.0		
1E20CT20	2.12	54.0	-20	6.00	152.5	3.05	77.5	2.95	75.0		
1Z20CT16	2.12	54.0	-16	5.37	136.5	2.81	71.5	2.56	65.0		
1Z20CT20	2.12	54.0	-20	6.00	152.5	3.05	77.5	2.95	75.0		
1Z24CT20	2.5	63.5	-20	7.37	187.3	4.42	112.3	2.95	75.0		
1Z24CT24	2.5	63.5	-24	7.53	191.3	4.46	113.3	3.07	78.0		
1Z32CT24	3.13	79.4	-24	7.96	202.3	4.89	124.3	3.07	78.0		
1Z32CT32	3.13	79.4	-32	8.05	204.4	4.98	126.4	3.07	78.0		
Caterpillar - 45° split flange											
1E12CTA12	1.62	41.3	-12	5.08	129.2	3.31	84.2	1.77	45.0	1.22	30.9
1E16CTA12	1.88	47.6	-12	5.50	139.8	3.73	94.8	1.77	45.0	1.39	35.3
1E16CTA16	1.88	47.6	-16	6.50	165.0	3.94	100.0	2.56	65.0	1.39	35.3
1Z16CTA16	1.88	47.6	-16	6.50	165.0	3.94	100.0	2.56	65.0	1.39	35.3
1E20CTA16	2.12	54.0	-16	7.10	180.2	4.54	115.2	2.56	65.0	1.65	41.8
1E20CTA20	2.12	54.0	-20	7.72	196.2	4.77	121.2	2.95	75.0	1.65	41.8
1Z20CTA16	2.12	54.0	-16	7.10	180.2	4.54	115.2	2.56	65.0	1.65	41.8
1Z20CTA20	2.12	54.0	-20	7.72	196.2	4.77	121.2	2.95	75.0	1.65	41.8
1Z24CTA20	2.5	63.5	-20	8.17	207.5	5.22	132.5	2.95	75.0	1.82	46.2
1Z24CTA24	2.5	63.5	-24	8.33	211.5	5.26	133.5	3.07	78.0	1.82	46.2
1Z32CTA24	3.13	79.4	-24	9.78	248.4	6.71	170.4	3.07	78.0	2.31	58.7
1Z32CTA32	3.13	79.4	-32	9.86	250.5	6.79	172.5	3.07	78.0	2.31	58.7
Caterpillar - 90° split flange											
1E12CTB12	1.62	41.3	-12	4.72	120.0	2.95	75.0	1.77	45.0	2.54	64.5
1E16CTB12	1.88	47.6	-12	5.17	131.4	3.40	86.4	1.77	45.0	2.98	75.7
1E16CTB16	1.88	47.6	-16	6.17	156.6	3.61	91.6	2.56	65.0	2.98	75.7
1Z16CTB16	1.88	47.6	-16	6.17	156.6	3.61	91.6	2.56	65.0	2.98	75.7
1E20CTB16	2.12	54.0	-16	6.79	172.4	4.23	107.4	2.56	65.0	3.66	92.9
1E20CTB20	2.12	54.0	-20	7.41	188.4	4.46	113.4	2.95	75.0	3.66	92.9
1Z20CTB16	2.12	54.0	-16	6.79	172.4	4.23	107.4	2.56	65.0	3.66	92.9
1Z20CTB20	2.12	54.0	-20	7.41	188.4	4.46	113.4	2.95	75.0	3.66	92.9
1Z24CTB20	2.5	63.5	-20	7.92	201.1	4.96	126.1	2.95	75.0	4.16	105.7
1Z24CTB24	2.5	63.5	-24	8.07	205.1	5.00	127.1	3.07	78.0	4.16	105.7
1Z32CTB24	3.13	79.4	-24	9.59	243.6	6.52	165.6	3.07	78.0	5.50	139.6
1Z32CTB32	3.13	79.4	-32	9.67	245.7	6.60	167.7	3.07	78.0	5.50	139.6

Spiral TTC™ Fittings for use with hose: FC254, FC273, FC606, GH466, GH506

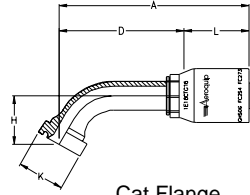
1E Fittings for use on 4 wire construction
1Z Fittings for use on 6 wire construction
Compatible only with D-rings found on page 178.



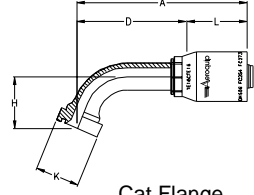
Cat Flange
22.5° Elbow



Cat Flange
30° Elbow



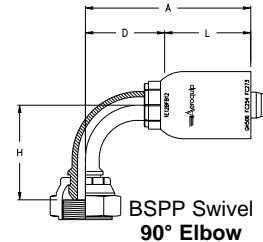
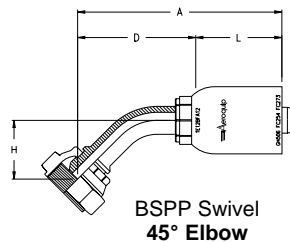
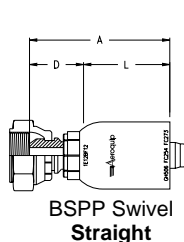
Cat Flange
60° Elbow



Cat Flange
67.5° Elbow

Fitting Part Number	Flange Head Dia. K		Hose Size	A		D		Insertion Length L		H	
	inch	mm		inch	mm	inch	mm	inch	mm	inch	mm
Caterpillar - 22.5° split flange											
1E12CTD12	1.62	41.3	-12	5.43	137.9	3.66	92.9	1.77	45.0	0.54	13.7
1E16CTD16	1.88	47.6	-16	6.88	174.8	4.32	109.8	2.56	65.0	0.60	15.3
1Z16CTD16	1.88	47.6	-16	6.88	174.8	4.32	109.8	2.56	65.0	0.60	15.3
1E20CTD16	2.12	54.0	-16	7.56	191.9	5.00	126.9	2.56	65.0	0.70	17.8
1Z20CTD20	2.12	54.0	-20	8.19	207.9	5.23	132.9	2.95	75.0	0.70	17.8
1Z24CTD20	2.5	63.5	-20	8.67	220.1	5.71	145.1	2.95	75.0	0.76	19.4
1Z24CTD24	2.5	63.5	-24	8.82	224.1	5.75	146.1	3.07	78.0	0.76	19.4
Caterpillar - 30° split flange											
1E12CTF12	1.62	41.3	-12	5.34	135.7	3.57	90.7	1.77	45.0	0.75	19.1
1E16CTF16	1.88	47.6	-16	6.79	172.4	4.23	107.4	2.56	65.0	0.85	21.6
1Z16CTF16	1.88	47.6	-16	6.79	172.4	4.23	107.4	2.56	65.0	0.85	21.6
1E20CTF16	2.12	54.0	-16	7.45	189.1	4.89	124.1	2.56	65.0	1.00	25.3
1Z20CTF20	2.12	54.0	-20	8.08	205.1	5.12	130.1	2.95	75.0	1.00	25.3
1Z24CTF20	2.5	63.5	-20	8.55	217.1	5.59	142.1	2.95	75.0	1.09	27.7
1Z24CTF24	2.5	63.5	-24	8.70	221.1	5.63	143.1	3.07	78.0	1.09	27.7
1Z32CTF24	3.13	79.4	-24	10.26	260.5	7.19	182.5	3.07	78.0	1.37	34.8
1Z32CTF32	3.13	79.4	-32	10.34	262.6	7.27	184.6	3.07	78.0	1.37	34.8
Caterpillar - 60° split flange											
1E12CTG12	1.62	41.3	-12	5.83	148.1	4.06	103.1	1.77	45.0	1.66	42.3
1E16CTG16	1.88	47.6	-16	7.45	189.3	4.89	124.3	2.56	65.0	1.92	48.7
1Z16CTG16	1.88	47.6	-16	7.45	189.3	4.89	124.3	2.56	65.0	1.92	48.7
1E20CTG16	2.12	54.0	-16	8.36	212.4	5.80	147.4	2.56	65.0	2.33	59.3
1Z20CTG20	2.12	54.0	-20	8.99	228.4	6.04	153.4	2.95	75.0	2.33	59.3
1Z24CTG20	2.5	63.5	-20	9.70	246.4	6.75	171.4	2.95	75.0	2.62	66.6
1Z24CTG24	2.5	63.5	-24	9.86	250.4	6.79	172.4	3.07	78.0	2.62	66.6
1Z32CTG24	3.13	79.4	-24	11.94	303.2	8.87	225.2	3.07	78.0	3.44	87.3
1Z32CTG32	3.13	79.4	-32	12.02	305.3	8.95	227.3	3.07	78.0	3.44	87.3
Caterpillar - 67.5° split flange											
1E12CTE12	1.62	41.3	-12	5.60	142.2	3.83	97.2	1.77	45.0	1.90	48.2
1E16CTE16	1.88	47.6	-16	7.18	182.5	4.62	117.5	2.56	65.0	2.20	55.8
1Z16CTE16	1.88	47.6	-16	7.18	182.5	4.62	117.5	2.56	65.0	2.20	55.8
1E20CTE16	2.12	54.0	-16	8.04	204.1	5.48	139.1	2.56	65.0	2.68	68.1
1Z20CTE20	2.12	54.0	-20	8.67	220.1	5.71	145.1	2.95	75.0	2.68	68.1
1Z24CTE20	2.5	63.5	-20	9.33	237.0	6.38	162.0	2.95	75.0	3.02	76.8

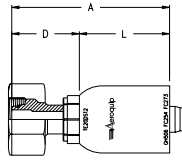
Spiral TTC™ Fittings for use with hose:
FC254, FC273 (-12, -16), GH506
1E Fittings for use on 4 wire construction



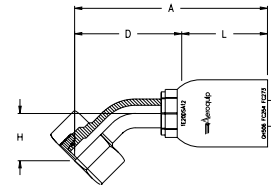
Fitting Part Number	Thread	Hose Size	A		D		Insertion Length L		H	
			inch	mm	inch	mm	inch	mm	inch	mm
BSP/JIS Female Swivel (BF)										
1E12BF12	G 3/4	-12	3.27	83.0	1.50	38.0	1.77	45.0		
1E16BF12	G 1	-12	3.22	81.7	1.44	36.7	1.77	45.0		
1E16BF16	G 1	-16	4.21	106.9	1.65	41.9	2.56	65.0		
1E20BF16	G 1 1/4	-16	4.13	104.9	1.57	39.9	2.56	65.0		
1E20BF20	G 1 1/4	-20	4.76	120.9	1.81	45.9	2.95	75.0		
1E24BF24	G 1 1/2	-24	6.04	153.5	2.97	75.5	3.07	78.0		
1E32BF32	G 2	-32	6.28	159.5	3.21	81.5	3.07	78.0		
BSP/JIS Female Swivel, 45° elbow (BFA)										
1E12BFA12	G 3/4	-12	4.76	121.0	2.99	76.0	1.77	45.0	1.02	26.0
1E16BFA12	G 1	-12	5.13	130.4	3.36	85.4	1.77	45.0	1.18	30.0
1E16BFA16	G 1	-16	6.13	155.6	3.57	90.6	2.56	65.0	1.18	30.0
1E20BFA16	G 1 1/4	-16	6.57	166.9	4.01	101.9	2.56	65.0	1.34	34.0
1E20BFA20	G 1 1/4	-20	7.19	182.6	4.25	107.9	2.95	75.0	1.34	34.0
1E24BFA24	G 1 1/2	-24	8.20	208.2	5.13	130.2	3.07	78.0	1.69	43.0
1E32BFA32	G 2	-32	9.56	242.8	6.49	164.8	3.07	78.0	2.01	51.0
BSP/JIS Female Swivel, 90° elbow (BFB)										
1E12BFB12	G 3/4	-12	4.51	114.5	2.74	69.5	1.77	45.0	2.24	57.0
1E16BFB12	G 1	-12	4.94	125.6	3.17	80.6	1.77	45.0	2.68	68.0
1E16BFB16	G 1	-16	5.94	150.8	3.38	85.8	2.56	65.0	2.68	68.0
1E20BFB16	G 1 1/4	-16	6.44	163.7	3.89	98.7	2.56	65.0	3.11	79.0
1E20BFB20	G 1 1/4	-20	7.07	179.7	4.12	104.7	2.95	75.0	3.11	79.0
1E24BFB24	G 1 1/2	-24	8.07	205.1	5.00	127.1	3.07	78.0	4.09	104.0
1E32BFB32	G 2	-32	9.67	245.7	6.60	167.7	3.07	78.0	5.24	133.0

NOTE: The JIS parallel thread and BSPP connection are interchangeable.

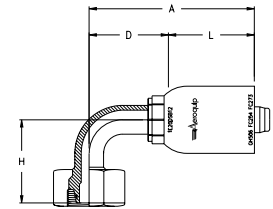
Spiral TTC™ Fittings for use with hose:
FC254, FC273, FC606, GH466, GH506
 1E Fittings for use on 4 wire construction
 1Z Fittings for use on 6 wire construction



DKOS Swivel
Straight



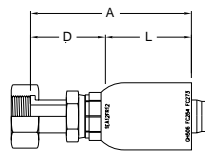
DKOS Swivel
45° Elbow



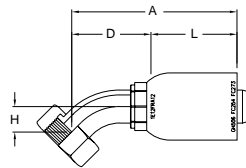
DKOS Swivel
90° Elbow

Fitting Part Number	Thread	Tube O.D.	Hose Size	A		D		Insertion Length L		H	
				inch	mm	inch	mm	inch	mm	inch	mm
DKO Female Swivel, Heavy Duty (DS)											
1E20DS12	M36 x 2	25	-12	3.87	98.4	2.10	53.4	1.77	45.0		
1E25DS12	M42 x 2	30	-12	3.80	96.6	2.03	51.6	1.77	45.0		
1E25DS16	M42 x 2	30	-16	4.80	121.8	2.24	56.8	2.56	65.0		
1Z25DS16	M42 x 2	30	-16	4.80	121.8	2.24	56.8	2.56	65.0		
1E32DS16	M52 x 2	38	-16	4.82	122.3	2.26	57.3	2.56	65.0		
1E32DS20	M52 x 2	38	-20	5.44	138.3	2.49	63.3	2.95	75.0		
1Z32DS16	M52 x 2	38	-16	4.82	122.3	2.26	57.3	2.56	65.0		
1Z32DS20	M52 x 2	38	-20	5.44	138.3	2.49	63.3	2.95	75.0		
DKO Female Swivel, Heavy Duty, 45° Elbow (DSA)											
1E20DSA12	M36 x 2	25	-12	5.13	130.3	3.36	85.3	1.77	45.0	1.26	32.0
1E25DSA12	M42 x 2	30	-12	5.49	139.4	3.72	94.4	1.77	45.0	1.38	35.0
1E25DSA16	M42 x 2	30	-16	6.48	164.6	3.92	99.6	2.56	65.0	1.38	35.0
1Z25DSA16	M42 x 2	30	-16	6.48	164.6	3.92	99.6	2.56	65.0	1.38	35.0
1E32DSA16	M52 X 2	38	-16	6.98	177.3	4.42	112.3	2.56	65.0	1.54	39.0
1E32DSA20	M52 x 2	38	-20	7.61	193.3	4.66	118.3	2.95	75.0	1.54	39.0
1Z32DSA16	M52 X 2	38	-16	6.98	177.3	4.42	112.3	2.56	65.0	1.54	39.0
1Z32DSA20	M52 x 2	38	-20	7.61	193.3	4.66	118.3	2.95	75.0	1.54	39.0
DKO Female Swivel, Heavy Duty, 90° elbow (DSB)											
1E20DSB12	M36 x 2	25	-12	4.72	120.0	2.95	75.0	1.77	45.0	2.56	65.0
1E25DSB12	M42 X 2	30	-12	5.19	131.4	3.40	86.4	1.77	45.0	2.99	76.0
1E25DSB16	M42 x 2	30	-16	6.17	156.8	3.61	91.8	2.56	65.0	2.99	76.0
1Z25DSB16	M42 x 2	30	-16	6.17	156.8	3.61	91.8	2.56	65.0	2.99	76.0
1E32DSB16	M52 X 2	38	-16	6.79	172.4	4.23	107.4	2.56	65.0	3.50	89.0
1E32DSB20	M52 x 2	38	-20	7.41	188.4	4.46	113.4	2.95	75.0	3.50	89.0
1Z32DSB16	M52 x 2	38	-16	6.79	172.4	4.23	107.4	2.56	65.0	3.50	89.0
1Z32DSB20	M52 x 2	38	-20	7.41	188.4	4.46	113.4	2.95	75.0	3.50	89.0

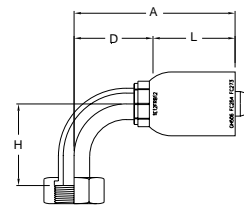
Spiral TTC™ Fittings for use with hose:
FC254, FC273, FC606, GH466, GH506
 1E Fittings for use on 4 wire construction
 1Z Fittings for use on 6 wire construction



ORS® Swivel
Straight



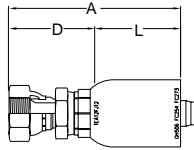
ORS® Swivel
45° Elbow



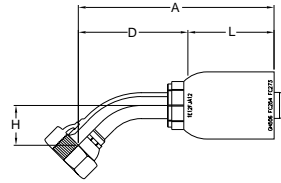
ORS® Swivel
90° Elbow

Fitting Part Number	Thread	Hose Size	A		D		Insertion Length L		H	
			inch	mm	inch	mm	inch	mm	inch	mm
Female ORS Swivel, Straight										
1EA12FR12	1 3/16-12	-12	3.77	95.9	2.00	50.9	1.77	45.0		
1EA16FR12	1 7/16-12	-12	3.33	84.6	1.56	39.6	1.77	45.0		
1EA16FR16	1 7/16-12	-16	4.71	119.5	2.15	54.5	2.56	65.0		
1ZA16FR16	1 7/16-12	-16	4.71	119.5	2.15	54.5	2.56	65.0		
1EA20FR16	1 11/16-12	-16	4.19	106.4	1.63	41.4	2.56	65.0		
1EA20FR20	1 11/16-12	-20	5.38	136.7	2.43	61.7	2.95	75.0		
1EA24FR24	2-12	-24	5.00	126.9	1.93	48.9	3.07	78.0		
1ZA20FR16	1 11/16-12	-16	4.19	106.4	1.63	41.4	2.56	65.0		
1ZA20FR20	1 11/16-12	-20	5.38	136.7	2.43	61.7	2.95	75.0		
1ZA24FR24	2-12	-24	5.00	126.9	1.93	48.9	3.07	78.0		
Female ORS Swivel, 45° elbow										
1EA12FRA12	1 3/16-12	-12	4.68	118.9	2.91	73.9	1.77	45.0	0.94	24.0
1EA16FRA12	1 7/16-12	-12	5.05	128.4	3.28	83.4	1.77	45.0	1.10	28.0
1EA16FRA16	1 7/16-12	-16	6.04	153.4	3.48	88.4	2.56	65.0	1.10	28.0
1ZA16FRA16	1 7/16-12	-16	6.04	153.4	3.48	88.4	2.56	65.0	1.10	28.0
1EA20FRA16	1 11/16-12	-16	6.45	163.9	3.89	98.9	2.56	65.0	1.22	31.0
1EA20FRA20	1 11/16-12	-20	7.08	179.8	4.13	104.8	2.95	75.0	1.22	31.0
1ZA20FRA16	1 11/16-12	-16	6.45	163.9	3.89	98.9	2.56	65.0	1.22	31.0
1ZA20FRA20	1 11/16-12	-20	7.08	179.8	4.13	104.8	2.95	75.0	1.22	31.0
Female ORS Swivel, 90° elbow										
1EA12FRB12	1 3/16-12	-12	4.51	114.5	2.74	69.5	1.77	45.0	2.28	58.0
1EA16FRB12	1 7/16-12	-12	4.94	125.6	3.17	80.6	1.77	45.0	2.80	71.0
1EA16FRB16	1 7/16-12	-16	5.93	150.6	3.37	85.6	2.56	65.0	2.80	71.0
1ZA16FRB16	1 7/16-12	-16	5.93	150.6	3.37	85.6	2.56	65.0	2.80	71.0
1EA20FRB16	1 11/16-12	-16	6.45	163.7	3.89	98.7	2.56	65.0	3.07	78.0
1EA20FRB20	1 11/16-12	-20	7.07	179.6	4.12	104.6	2.95	75.0	3.07	78.0
1ZA20FRB16	1 11/16-12	-16	6.45	163.7	3.89	98.7	2.56	65.0	3.07	78.0
1ZA20FRB20	1 11/16-12	-20	7.07	179.6	4.12	104.6	2.95	75.0	3.07	84.0

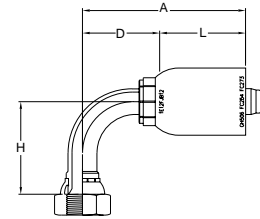
Spiral TTC™ Fittings for use with hose:
FC254, FC273, FC606, GH466, GH506
 1E Fittings for use on 4 wire construction
 1Z Fittings for use on 6 wire construction



SAE 37° (JIC) Swivel
Straight



SAE 37° (JIC) Swivel
45° Elbow

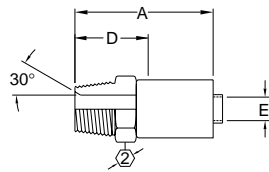


SAE 37° (JIC) Swivel
90° Elbow

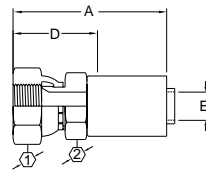
Fitting Part Number	Thread	Hose Size	A		D		Insertion Length L		H	
			inch	mm	inch	mm	inch	mm	inch	mm
SAE 37° (JIC) Swivel										
1EA12FJ12	1 1/16-12	-12	4.10	104.2	2.33	59.2	1.77	45.0		
1EA16FJ12	1 5/16-12	-12	4.20	106.6	2.43	61.6	1.77	45.0		
1EA16FJ16	1 5/16-12	-16	5.19	131.8	2.63	66.8	2.56	65.0		
1ZA16FJ16	1 5/16-12	-16	4.59	116.6	2.03	51.6	2.56	65.0		
1EA20FJ16	1 5/8-12	-16	5.26	133.7	2.70	68.7	2.56	65.0		
1EA20FJ20	1 5/8-12	-20	5.89	149.7	2.94	74.7	2.95	75.0		
1ZA20FJ20	1 5/8-12	-20	5.25	133.5	2.30	58.5	2.95	75.0		
1EA24FJ20	1 7/8-12	-20	5.86	148.8	2.91	73.8	2.95	75.0		
1ZA24FJ20	1 7/8-12	-20	5.86	148.8	2.91	73.8	2.95	75.0		
1EA24FJ24	1 7/8-12	-24	6.02	152.8	2.94	74.8	3.07	78.0		
1ZA24FJ24	1 7/8-12	-24	6.02	152.8	2.94	74.8	3.07	78.0		
1EA32FJ32	2 1/2-12	-32	6.40	162.5	3.33	84.5	3.07	78.0		
1ZA32FJ32	2 1/2-12	-32	6.40	162.5	3.33	84.5	3.07	78.0		
SAE 37° (JIC) Swivel, 45° elbow										
1EA12FJA12	1 1/16-12	-12	4.80	121.9	3.03	76.9	1.77	45.0	1.06	27.0
1EA16FJA12	1 5/16-12	-12	5.25	133.4	3.48	88.4	1.77	45.0	1.30	33.0
1EA16FJA16	1 5/16-12	-16	6.25	158.6	3.69	93.6	2.56	65.0	1.30	33.0
1EA20FJA16	1 5/8-12	-16	6.70	170.2	4.14	105.2	2.56	65.0	1.46	37.0
1EA20FJA20	1 5/8-12	-20	7.33	186.2	4.38	111.2	2.95	75.0	1.46	37.0
1ZA20FJA20	1 5/8-12	-20	7.33	186.2	4.38	111.2	2.95	75.0	1.46	37.0
1EA24FJA24	1 7/8-12	-24	8.20	208.2	5.13	130.2	3.07	78.0	1.69	43.0
1ZA24FJA24	1 7/8-12	-24	8.20	208.2	5.13	130.2	3.07	78.0	1.69	43.0
SAE 37° (JIC) Swivel, 90° elbow										
1EA12FJB12	1 1/16-12	-12	4.51	114.5	2.74	69.5	1.77	45.0	2.28	58.0
1EA16FJB12	1 5/16-12	-12	4.94	125.6	3.17	80.6	1.77	45.0	2.80	71.0
1EA16FJB16	1 5/16-12	-16	5.94	150.8	3.38	85.8	2.56	65.0	2.80	71.0
1EA20FJB16	1 5/8-12	-16	6.45	163.9	3.89	98.9	2.56	65.0	3.23	82.0
1EA20FJB20	1 5/8-12	-20	7.08	179.9	4.13	104.9	2.95	75.0	3.23	82.0
1ZA20FJB20	1 5/8-12	-20	7.08	179.9	4.13	104.9	2.95	75.0	3.23	82.0
1EA24FJB24	1 7/8-12	-24	8.07	205.1	5.00	127.1	3.07	78.0	4.09	104.0
1ZA24FJB24	1 7/8-12	-24	8.07	205.1	5.00	127.1	3.07	78.0	4.09	104.0

SPIRAL SINGLE SKIVE CRIMP FITTINGS

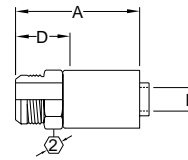
for use with Hose
FC736 (-06 thru -20),
FC136 (-06 thru -32),
FC254 (-20, -24),
FC323 (-12, -16, -20, -24),
FC324 (-12, -16),
GH493 (-06 thru -32)



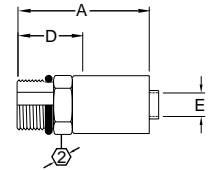
Male pipe
FC9516/FJ9759
FJ9568



SAE 37° (JIC) swivel
FC9515/FJ9760
FJ9567



SAE 37° (JIC)
 male flare
FC9631/FJ9915



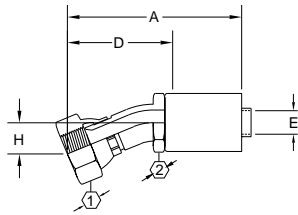
SAE straight thread
 O-Ring male
FC9712/FJ9916

All dimensions in inches.

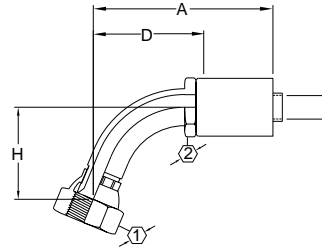
Complete Fitting Part Number	Component Part Numbers		Thread	Hose Size	A	D	E ϕ	H	①	②
	Nipple Assy.	Socket								
Male pipe										
FC9516-0406S	186101-4-6S	FC3471-06S	1/4-18	-06	2.44	1.24	.26			.69
FC9516-0606S	186101-6-6S	FC3471-06S	3/8-18	-06	2.44	1.24	.26			.69
FC9516-0806S	186101-8-6S	FC3471-06S	1/2-14	-06	2.44	1.24	.26			.88
FC9516-0408S	186101-4-8S	FC3471-08S	1/4-18	-08	2.60	1.25	.30			.81
FC9516-0608S	186101-6-8S	FC3471-08S	3/8-18	-08	2.60	1.25	.38			.81
FC9516-0808S	186101-8-8S	FC3471-08S	1/2-14	-08	2.84	1.50	.38			.88
FC9516-1208S	186101-12-8S	FC3471-08S	3/4-14	-08	2.60	1.25	.38			1.06
FC9516-0810S	186101-8-10S	FC3471-10S	1/2-14	-10	3.00	1.53	.50			1.00
FJ9759-1212S	FC1411-1212S	FC1410-12S	3/4-14	-12	3.38	1.66	.61			1.12
FJ9759-1616S	FC1411-1616S	FC1410-16S	1-11 1/2	-16	3.76	1.86	.78			1.38
FJ9759-2020S	*	*	1 1/4-11 1/2	-20	4.78	2.13	1.05			1.81
FJ9759-2424S	*	*	1 1/2-11 1/2	-24	5.17	2.24	1.26			2.00
FJ9568-3232S	*	*	2-11 1/2	-32	5.71	2.35	1.69			2.62
SAE 37° (JIC) swivel										
FC9515-0606S	186100H6-6S	FC3471-06S	9/16-18	-06	2.64	1.44	.26			.69 .69
FC9515-0806S	186100H8-6S	FC3471-06S	3/4-16	-06	2.74	1.54	.26			.88 .69
FC9515-0808S	186100H8-8S	FC3471-08S	3/4-16	-08	2.90	1.55	.38			.88 .81
FC9515-1008S	186100H10-8S	FC3471-08S	7/8-14	-08	3.01	1.66	.38			1.00 .81
FC9515-1208S	186100H12-8S	FC3471-08S	1 1/16-12	-08	2.85	1.50	.38			1.25 1.00
FC9515-1010S	186100H10-10S	FC3471-10S	7/8-14	-10	3.22	1.76	.50			1.00 1.00
FC9515-1210S	186100H12-10S	FC3471-10S	1 1/16-12	-10	3.25	1.78	.50			1.25 1.00
FJ9760-1212S	FJ8760-1212S	FC1410-12S	1 1/16-12	-12	3.53	1.80	.61			1.25 1.06
FJ9760-1612S	FJ8760-1612S	FC1410-12S	1 5/16-12	-12	3.76	2.04	.61			1.50 1.25
FJ9760-1616S	FJ8760-1616S	FC1410-16S	1 5/16-12	-16	3.81	1.92	.78			1.50 1.25
FJ9760-2020S	*	*	1 5/8-12	-20	4.48	1.83	1.05			2.00
FJ9760-2424S	*	*	1 7/8-12	-24	4.92	2.00	1.26			2.25
FJ9567-3232S	*	*	2 1/2-12	-32	5.68	2.33	1.69			2.88
SAE 37° (JIC) male flare										
FC9631-0606S	186103-6-6S	FC3471-06S	9/16-18	-06	2.43	1.24	.26			.69
FC9631-0806S	186103-8-6S	FC3471-06S	3/4-16	-06	2.53	1.34	.26			.81
FC9631-0808S	186103-8-8S	FC3471-08S	3/4-16	-08	2.69	1.35	.38			.81
FC9631-1008S	186103-10-8S	FC3471-08S	7/8-14	-08	2.85	1.51	.38			.94
FC9631-1208S	186103-12-8S	FC3471-08S	1 1/16-12	-08	2.78	1.43	.38			1.12
FC9631-1010S	186103-10-10S	FC3471-10S	7/8-14	-10	3.00	1.54	.48			1.00
FC9631-1210S	186103-12-10S	FC3471-10S	1 1/16-12	-10	2.93	1.46	.50			1.12
FJ9915-1212S	FC1474-1212S	FC1410-12S	1 1/16-12	-12	3.49	1.77	.61			1.12
FJ9915-1612S	FC1474-1612S	FC1410-12S	1 5/16-12	-12	3.30	1.58	.61			1.38
FJ9915-1616S	FC1474-1616S	FC1410-16S	1 5/16-12	-16	3.78	1.88	.78			1.38
SAE O-Ring male, see page 178 for O-Rings										
FC9712-0606S	186121-6-6S	FC3471-06S	9/16-18	-06	2.27	1.07	.26			.69
FC9712-0806S	186121-8-6S	FC3471-06S	3/4-16	-06	2.12	.93	.26			.88
FC9712-0808S	186121-8-8S	FC3471-08S	3/4-16	-08	2.53	1.19	.38			.88
FC9712-1008S	186121-10-8S	FC3471-08S	7/8-14	-08	2.35	1.00	.38			1.00
FC9712-1010S	186121-10-10S	FC3471-10S	7/8-14	-10	2.74	1.28	.50			1.00
FC9712-1210S	186121-12-10S	FC3471-10S	1 1/16-12	-10	2.66	1.19	.50			1.25
FJ9916-1212S	FC1475-1212S	FC1410-12S	1 1/16-12	-12	3.22	1.50	.61			1.25
FJ9916-1616S	FC1475-1616S	FC1410-16S	1 5/16-12	-16	3.46	1.57	.78			1.50

*Complete fittings are one-piece assemblies.

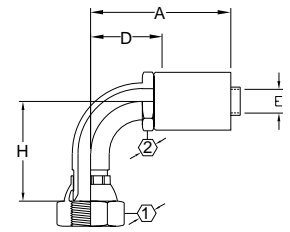
for use with Hose
FC736 (-06 thru -20),
FC136 (-06 thru -32),
FC254 (-20, -24),
FC323 (-12, -16, -20, -24),
FC324 (-12, -16),
GH493 (-06 thru -32)



SAE 37° (JIC) swivel
FC5963/FJ9775 22½° elbow
FC5965/FJ9776 30° elbow
FC9627/FJ9777 45° elbow



SAE 37° (JIC) swivel
FC5967/FJ9778 60° elbow
FC5969/FJ9779 67½° elbow



SAE 37° (JIC) swivel
FC9625/FJ9780 90° elbow

All dimensions in inches.

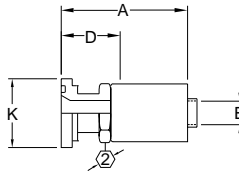
Complete Fitting Part Number	Component Part Numbers		Thread	Hose Size	A	D	Eφ	H	①	②
	Nipple Assembly	Socket								
22½° elbow										
FC5963-0808S	FC4963-0808S	FC3471-08S	¾-16	-08	3.54	2.20	.38	.47	.88	.81
FJ9775-1212S	FJ8775-1212S	FC1410-12S	1½-12	-12	4.24	2.52	.61	.52	1.25	
FJ9775-1616S	FJ8775-1616S	FC1410-16S	1½-12	-16	5.13	3.24	.78	.69	1.50	
FJ9775-2020S	*	*	1½-12	-20	6.42	3.77	1.05	.80	2.00	
FJ9775-2424S	*	*	1½-12	-24	7.41	4.49	1.26	.95	2.25	
30° elbow										
FC5965-0808S	FC4965-0808S	FC3471-08S	¾-16	-08	3.49	2.14	.38	.62	.88	.81
FJ9776-1212S	FJ8776-1212S	FC1410-12S	1½-12	-12	4.18	2.45	.61	.69	1.25	
FJ9776-1616S	FJ8776-1616S	FC1410-16S	1½-12	-16	5.20	3.30	.78	.95	1.50	
FJ9776-2020S	*	*	1½-12	-20	6.55	3.90	1.05	1.11	2.00	
FJ9776-2424S	*	*	1½-12	-24	7.48	4.56	1.26	1.29	2.25	
45° elbow										
FC9627-0808S	FC8627-0808S	FC3471-08S	¾-16	-08	3.46	2.12	.38	.95	.88	.81
FC9627-1210S	FC8627-1210S	FC3471-10S	1½-12	-10	4.07	2.60	.50	1.16	1.25	1.00
FJ9777-1212S	FJ8777-1212S	FC1410-12S	1½-12	-12	4.39	2.67	.61	1.16	1.25	
FJ9777-1616S	FJ8777-1616S	FC1410-16S	1½-12	-16	5.34	3.44	.78	1.53	1.50	
FJ9777-2020S	*	*	1½-12	-20	6.51	3.86	1.05	1.70	2.00	
FJ9777-2424S	*	*	1½-12	-24	7.47	4.55	1.26	1.99	2.25	
60° elbow										
FC5967-0808S	FC4967-0808S	FC3471-08S	¾-16	-08	3.35	2.01	.38	1.26	.88	.81
FJ9778-1212S	FJ8778-1212S	FC1410-12S	1½-12	-12	4.37	2.65	.61	1.60	1.25	
FJ9778-1616S	FJ8778-1616S	FC1410-16S	1½-12	-16	5.24	3.34	.78	2.08	1.50	
FJ9778-2020S	*	*	1½-12	-20	6.46	3.81	1.05	2.33	2.00	
FJ9778-2424S	*	*	1½-12	-24	7.36	4.44	1.26	2.72	2.25	
67½° elbow										
FC5969-0808S	FC4969-0808S	FC3471-08S	¾-16	-08	3.37	2.03	.38	1.47	.88	.81
FJ9779-1212S	FJ8779-1212S	FC1410-12S	1½-12	-12	4.30	2.58	.61	1.80	1.25	
FJ9779-1616S	FJ8779-1616S	FC1410-16S	1½-12	-16	5.18	3.28	.78	2.36	1.50	
FJ9779-2020S	*	*	1½-12	-20	6.33	3.68	1.05	2.62	2.00	
FJ9779-2424S	*	*	1½-12	-24	6.79	3.87	1.26	2.76	2.25	
90° elbow										
FC9625-0808S	FC8625-0808S	FC3471-08S	¾-16	-08	3.04	1.69	.38	1.87	.88	.81
FC9625-1210S	FC8625-1210S	FC3471-10S	1½-12	-10	3.63	2.16	.50	2.35	1.25	1.00
FJ9780-1212S	FJ8780-1212S	FC1410-12S	1½-12	-12	3.95	2.23	.61	2.35	1.25	
FJ9780-1616S	FJ8780-1616S	FC1410-16S	1½-12	-16	4.68	2.78	.78	3.04	1.50	
FJ9780-2020S	*	*	1½-12	-20	5.82	3.17	1.05	3.40	2.00	
FJ9780-2424S	*	*	1½-12	-24	6.61	3.69	1.26	3.95	2.25	

*Complete fittings are one-piece assemblies.

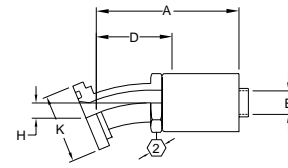
SPIRAL SINGLE SKIVE CRIMP FITTINGS

HOSE FITTINGS | CRIMP

for use with Hose
FC736 (-06 thru -20),
FC136 (-06 thru -32),
FC254 (-20, -24),
FC323 (-12, -16, -20, -24),
FC324 (-12, -16),
GH493 (-06 thru -32)



Straight split flange
FJ9569/FC9725/FJ9761 Code 61
FC9853/FJ9762 Code 62



22 1/2° elbow split flange
FJ9571/FC9929/FJ9763 Code 61
FC95957/FJ9764 Code 62

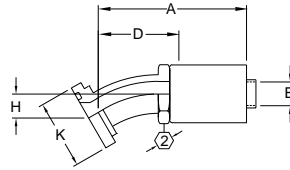
All dimensions in inches.

Complete Fitting Part Number	Component Part Numbers		Flange Head Dia. K ϕ	Hose Size	A	D	E ϕ	H	①	②
	Nipple Assy.	Socket								
Straight split flange – Code 61 (SAE J518)										
FC9725-0808S	FC8725-0808S	FC3471-08S	1.19	-08	3.56	2.21	.38			.81
FC9725-1208S	FC8725-1208S	FC3471-08S	1.50	-08	3.56	2.21	.38			.81
FC9725-1210S	FC8725-1210S	FC3471-10S	1.50	-10	3.99	2.52	.50			1.00
FJ9761-1212S	FJ8761-1212S	FC1410-12S	1.50	-12	4.31	2.59	.61			
FJ9761-1612S	FJ8761-1612S	FC1410-12S	1.75	-12	4.31	2.59	.61			
FJ9761-1616S	FJ8761-1616S	FC1410-16S	1.75	-16	5.03	3.14	.78			
FJ9761-2016S	FJ8761-2016S	FC1410-16S	2.00	-16	5.03	3.14	.78			
FJ9761-2020S	*	*	2.00	-20	5.95	3.30	1.05			
FJ9761-2420S	*	*	2.38	-20	5.95	3.30	1.05			
FJ9761-2424S	*	*	2.38	-24	6.95	4.02	1.26			
FJ9761-3224S	*	*	2.81	-24	6.95	4.02	1.26			
FJ9569-3232S	*	*	2.81	-32	8.18	4.82	1.69			
Straight split flange – Code 62 (SAE J518)										
FC9853-1208S	FC8853-1208S	FC3471-08S	1.62	-08	3.56	2.21	.38			.81
FJ9762-1212S	FJ8762-1212S	FC1410-12S	1.62	-12	4.31	2.59	.61			
FJ9762-1612S	FJ8762-1612S	FC1410-12S	1.88	-12	4.31	2.59	.61			
FJ9762-1616S	FJ8762-1616S	FC1410-16S	1.88	-16	5.03	3.14	.78			
FJ9762-2016S	FJ8762-2016S	FC1410-16S	2.12	-16	5.03	3.14	.78			
FJ9762-2020S	*	*	2.12	-20	5.95	3.30	1.05			
FJ9762-2420S	*	*	2.50	-20	5.95	3.30	1.05			
FJ9762-2424S	*	*	2.50	-24	6.95	4.02	1.26			
FJ9762-3224S	*	*	3.12	-24	6.71	4.02	1.26			
22 1/2° elbow split flange – Code 61 (SAE J518)										
FC9929-0808S	FC8929-0808S	FC3471-08S	1.19	-08	3.32	1.97	.38	.32		.81
FC9929-1208S	FC8929-1208S	FC3471-08S	1.50	-08	3.32	1.97	.38	.38		.81
FJ9763-1212S	FJ8763-1212S	FC1410-12S	1.50	-12	4.04	2.31	.61	.44		
FJ9763-1612S	FJ8763-1612S	FC1410-12S	1.75	-12	4.04	2.31	.61	.44		
FJ9763-1616S	FJ8763-1616S	FC1410-16S	1.75	-16	4.52	2.62	.78	.44		
FJ9763-2016S	FJ8763-2016S	FC1410-16S	2.00	-16	4.52	2.62	.78	.44		
FJ9763-2020S	*	*	2.00	-20	5.71	3.06	1.05	.50		
FJ9763-2420S	*	*	2.38	-20	5.71	3.06	1.05	.50		
FJ9763-2424S	*	*	2.38	-24	6.65	3.73	1.26	.63		
FJ9763-3224S	*	*	2.81	-24	6.65	3.73	1.26	.63		
FJ9571-3232S	*	*	2.81	-32	8.18	4.82	1.69	.88		
22 1/2° elbow split flange – Code 62 (SAE J518)										
FC5957-1208S	FC4957-1208S	FC3471-08S	1.62	-08	3.32	1.97	.38	.38		.81
FJ9764-1212S	FJ8764-1212S	FC1410-12S	1.62	-12	4.04	2.31	.61	.44		
FJ9764-1612S	FJ8764-1612S	FC1410-12S	1.88	-12	4.04	2.31	.61	.44		
FJ9764-1616S	FJ8764-1616S	FC1410-16S	1.88	-16	4.52	2.62	.78	.44		
FJ9764-2016S	FJ8764-2016S	FC1410-16S	2.12	-16	4.52	2.62	.78	.44		
FJ9764-2020S	*	*	2.12	-20	5.71	3.06	1.05	.50		
FJ9764-2420S	*	*	2.50	-20	5.71	3.06	1.05	.50		
FJ9764-2424S	*	*	2.50	-24	6.65	3.73	1.26	.63		
FJ9764-3224S	*	*	3.12	-24	6.65	3.73	1.26	.63		

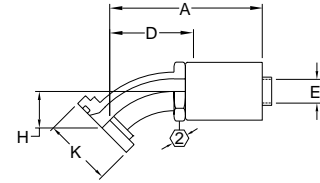
*Complete fittings are one-piece assemblies.

NOTE: For flanges, split flange halves, kits and O-Rings, see pages 176-179.

for use with Hose
FC736 (-06 thru -20),
FC136 (-06 thru -32),
FC254 (-20, -24),
FC323 (-12, -16, -20, -24),
FC324 (-12, -16),
GH493 (-06 thru -32)



30° elbow split flange
FJ9573/FJ9765 Code 61
FC9854/FJ9766 Code 62



45° elbow split flange
FJ9575/FC9724/FJ9767 Code 61
FC9855/FJ9768 Code 62

All dimensions in inches.

Complete Fitting Part Number	Component Part Numbers		Flange Head Dia. K Ø	Hose Size	A	D	E Ø	H	①	②
	Nipple Assy.	Socket								
30° elbow split flange – Code 61 (SAE J518)										
FJ9765-1212S	FJ8765-1212S	FC1410-12S	1.50	-12	3.98	2.26	.61	.58		
FJ9765-1612S	FJ8765-1612S	FC1410-12S	1.75	-12	3.98	2.26	.61	.58		
FJ9765-1616S	FJ8765-1616S	FC1410-16S	1.75	-16	4.62	2.72	.78	.61		
FJ9765-2016S	FJ8765-2016S	FC1410-16S	2.00	-16	4.62	2.72	.78	.61		
FJ9765-2020S	*	*	2.00	-20	5.88	3.23	1.05	.72		
FJ9765-2420S	*	*	2.38	-20	5.88	3.23	1.05	.72		
FJ9765-2424S	*	*	2.38	-24	6.77	3.85	1.26	.88		
FJ9765-3224S	*	*	2.81	-24	6.77	3.85	1.26	.88		
FJ9573-3232S	*	*	2.81	-32	8.42	5.06	1.69	1.25		
30° elbow split flange – Code 62 (SAE J518)										
FC9854-1208S	FC8854-1208S	FC3471-08S	1.62	-08	3.28	1.93	.38	.50		.81
FJ9766-1212S	FJ8766-1212S	FC1410-12S	1.62	-12	3.98	2.26	.61	.58		
FJ9766-1612S	FJ8766-1612S	FC1410-12S	1.88	-12	3.98	2.26	.61	.58		
FJ9766-1616S	FJ8766-1616S	FC1410-16S	1.88	-16	4.62	2.72	.78	.62		
FJ9766-2016S	FJ8766-2016S	FC1410-16S	2.12	-16	4.62	2.72	.78	.62		
FJ9766-2020S	*	*	2.12	-20	5.88	3.23	1.05	.72		
FJ9766-2420S	*	*	2.50	-20	5.88	3.23	1.05	.72		
FJ9766-2424S	*	*	2.50	-24	6.77	3.85	1.26	.88		
FJ9766-3224S	*	*	3.12	-24	6.77	3.85	1.26	.88		
45° elbow split flange – Code 61 (SAE J518)										
FC9724-0808S	FC8724-0808S	FC3471-08S	1.19	-08	3.29	1.95	.38	.78		.81
FC9724-1208S	FC8724-1208S	FC3471-08S	1.50	-08	3.29	1.95	.38	.78		.81
FC9724-1210S	FC8724-1210S	FC3471-10S	1.50	-10	3.91	2.45	.50	1.00		1.00
FJ9767-1212S	FJ8767-1212S	FC1410-12S	1.50	-12	4.24	2.51	.61	1.00		
FJ9767-1612S	FJ8767-1612S	FC1410-12S	1.75	-12	4.24	2.51	.61	1.00		
FJ9767-1616S	FJ8767-1616S	FC1410-16S	1.75	-16	4.87	2.97	.78	1.06		
FJ9767-2016S	FJ8767-2016S	FC1410-16S	2.00	-16	4.87	2.97	.78	1.06		
FJ9767-2020S	*	*	2.00	-20	5.97	3.32	1.05	1.15		
FJ9767-2420S	*	*	2.38	-20	5.97	3.32	1.05	1.15		
FJ9767-2424S	*	*	2.38	-24	6.88	3.96	1.26	1.41		
FJ9767-3224S	*	*	2.81	-24	6.88	3.96	1.26	1.41		
FJ9575-3232S	*	*	2.81	-32	8.58	5.23	1.69	2.00		
45° elbow split flange – Code 62 (SAE J518)										
FC9855-1208S	FC8855-1208S	FC3471-08S	1.62	-08	3.29	1.95	.38	.78		.81
FJ9768-1212S	FJ8768-1212S	FC1410-12S	1.62	-12	4.24	2.51	.61	1.00		
FJ9768-1612S	FJ8768-1612S	FC1410-12S	1.88	-12	4.24	2.51	.61	1.00		
FJ9768-1616S	FJ8768-1616S	FC1410-16S	1.88	-16	4.87	2.97	.78	1.06		
FJ9768-2016S	FJ8768-2016S	FC1410-16S	2.12	-16	4.87	2.97	.78	1.06		
FJ9768-2020S	*	*	2.12	-20	5.97	3.32	1.05	1.15		
FJ9768-2420S	*	*	2.50	-20	5.97	3.32	1.05	1.15		
FJ9768-2424S	*	*	2.50	-24	6.88	3.96	1.26	1.41		
FJ9768-3224S	*	*	3.12	-24	6.88	3.96	1.26	1.41		

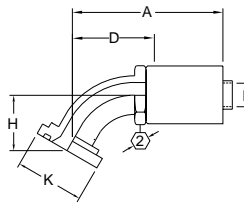
*Complete fittings are one-piece assemblies.

NOTE: For flanges, split flange halves, kits and O-Rings, see pages 176-179.

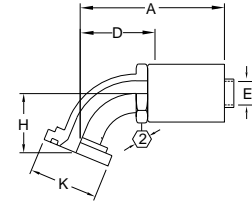
SPIRAL SINGLE SKIVE CRIMP FITTINGS

HOSE FITTINGS
CRIMP

for use with Hose
FC736 (-06 thru -20),
FC136 (-06 thru -32),
FC254 (-20, -24),
FC323 (-12, -16, -20, -24),
FC324 (-12, -16),
GH493 (-06 thru -32)



60° elbow split flange
FC9802/FJ9769 Code 61
FC7330/FJ9770 Code 62



67¹/₂° elbow split flange
FJ9579/FC9726/FJ9771 Code 61
FC5960/FJ9772 Code 62

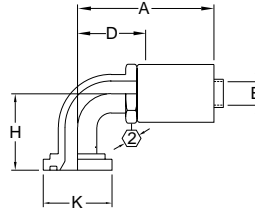
All dimensions in inches.

Complete Fitting Part Number	Component Part Numbers		Flange Head Dia. K \varnothing	Hose Size	A	D	E \varnothing	H	①	②
	Nipple Assy.	Socket								
60° elbow split flange – Code 61 (SAEJ518)										
FC9802-0808S	FC8802-0808S	FC3471-08S	1.19	-08	3.23	1.88	.38	1.05		.81
FC9802-1208S	FC8802-1208S	FC3471-08S	1.50	-08	3.23	1.88	.38	1.05		.81
FJ9769-1212S	FJ8769-1212S	FC1410-12S	1.50	-12	4.26	2.54	.61	1.41		
FJ9769-1612S	FJ8769-1612S	FC1410-12S	1.75	-12	4.26	2.54	.61	1.41		
FJ9769-1616S	FJ8769-1616S	FC1410-16S	1.75	-16	4.90	3.01	.78	1.50		
FJ9769-2016S	FJ8769-2016S	FC1410-16S	2.00	-16	4.90	3.01	.78	1.50		
FJ9769-2020S	*	*	2.00	-20	6.07	3.42	1.05	1.66		
FJ9769-2420S	*	*	2.38	-20	6.07	3.42	1.05	1.66		
FJ9769-2424S	*	*	2.38	-24	6.94	4.02	1.26	2.00		
FJ9769-3224S	*	*	2.81	-24	6.94	4.02	1.26	2.00		
60° elbow split flange – Code 62 (SAEJ518)										
FC7330-1208S	FC6330-1208S	FC3471-08S	1.62	-08	3.23	1.88	.38	1.05		.81
FJ9770-1212S	FJ8770-1212S	FC1410-12S	1.62	-12	4.26	2.54	.61	1.41		
FJ9770-1612S	FJ8770-1612S	FC1410-12S	1.88	-12	4.26	2.54	.61	1.41		
FJ9770-1616S	FJ8770-1616S	FC1410-16S	1.88	-16	4.90	3.01	.78	1.50		
FJ9770-2016S	FJ8770-2016S	FC1410-16S	2.12	-16	4.90	3.01	.78	1.50		
FJ9770-2020S	*	*	2.12	-20	6.07	3.42	1.05	1.66		
FJ9770-2420S	*	*	2.50	-20	6.07	3.42	1.05	1.66		
FJ9770-2424S	*	*	2.50	-24	6.94	4.02	1.26	2.00		
FJ9770-3224S	*	*	3.12	-24	6.94	4.02	1.26	2.00		
67¹/₂° elbow split flange – Code 61 (SAEJ518)										
FC9726-0808S	FC8726-0808S	FC3471-08S	1.19	-08	3.28	1.94	.38	1.25		.81
FC9726-1208S	FC8726-1208S	FC3471-08S	1.50	-08	3.28	1.94	.38	1.31		.81
FJ9771-1212S	FJ8771-1212S	FC1410-12S	1.50	-12	4.22	2.49	.61	1.60		
FJ9771-1612S	FJ8771-1612S	FC1410-12S	1.75	-12	4.22	2.49	.61	1.60		
FJ9771-1616S	FJ8771-1616S	FC1410-16S	1.75	-16	4.92	3.03	.78	1.75		
FJ9771-2016S	FJ8771-2016S	FC1410-16S	2.00	-16	4.92	3.03	.78	1.75		
FJ9771-2020S	*	*	2.00	-20	6.04	3.39	1.05	1.90		
FJ9771-2420S	*	*	2.38	-20	6.04	3.39	1.05	1.90		
FJ9771-2424S	*	*	2.38	-24	6.48	3.56	1.26	2.00		
FJ9771-3224S	*	*	2.81	-24	6.48	3.56	1.26	2.00		
FJ9579-3232S	*	*	2.81	-32	8.62	5.27	1.69	3.25		
67¹/₂° elbow split flange – Code 62 (SAEJ518)										
FC5960-1208S	FC4960-1208S	FC3471-08S	1.62	-08	3.28	1.94	.38	1.25		.81
FJ9772-1212S	FJ8772-1212S	FC1410-12S	1.62	-12	4.22	2.49	.61	1.60		
FJ9772-1612S	FJ8772-1612S	FC1410-12S	1.88	-12	4.22	2.49	.61	1.60		
FJ9772-1616S	FJ8772-1616S	FC1410-16S	1.88	-16	4.92	3.03	.78	1.75		
FJ9772-2016S	FJ8772-2016S	FC1410-16S	2.12	-16	4.92	3.03	.78	1.75		
FJ9772-2020S	*	*	2.12	-20	6.04	3.39	1.05	1.90		
FJ9772-2420S	*	*	2.50	-20	6.04	3.39	1.05	1.90		
FJ9772-2424S	*	*	2.50	-24	6.48	3.56	1.26	2.00		
FJ9772-3224S	*	*	3.12	-24	6.48	3.56	1.26	2.00		

* Complete fittings are one-piece assemblies.

NOTE: For flanges, split flange halves, kits and O-Rings, see pages 176-179.

for use with Hose
FC736 (-06 thru -20),
FC136 (-06 thru -32),
FC254 (-20, -24),
FC323 (-12, -16, -20, -24),
FC324 (-12, -16),
GH493 (-06 thru -32)



90° elbow split flange
FJ9581/FC9727/FJ9773 Code 61
FC9856/FJ9774 Code 62

All dimensions in inches.

Complete Fitting Part Number	Component Part Numbers		Flange Head Dia. K \varnothing	Hose Size	A	D	E \varnothing	H	①	②
	Nipple Assy.	Socket								
90° elbow split flange – Code 61 (SAEJ518)										
FC9727-0808S	FC8727-0808S	FC3471-08S	1.19	-08	3.04	1.69	.38	1.62		.81
FC9727-1208S	FC8727-1208S	FC3471-08S	1.50	-08	3.04	1.69	.38	1.62		.81
FC9727-1210S	FC8727-1210S	FC3471-10S	1.50	-10	3.63	2.16	.50	2.13		1.00
FJ9773-1212S	FJ8773-1212S	FC1410-12S	1.50	-12	3.95	2.23	.61	2.13		
FJ9773-1612S	FJ8773-1612S	FC1410-12S	1.75	-12	3.95	2.23	.61	2.13		
FJ9773-1616S	FJ8773-1616S	FC1410-16S	1.75	-16	4.68	2.78	.78	2.38		
FJ9773-2016S	FJ8773-2016S	FC1410-16S	2.00	-16	4.68	2.78	.78	2.38		
FJ9773-2020S	*	*	2.00	-20	5.81	3.17	1.05	2.62		
FJ9773-2420S	*	*	2.38	-20	5.81	3.17	1.05	2.62		
FJ9773-2424S	*	*	2.38	-24	6.61	3.69	1.26	3.12		
FJ9773-3224S	*	*	2.81	-24	6.61	3.86	1.26	3.12		
FJ9581-3232S	*	*	2.81	-32	8.26	4.90	1.69	4.50		
90° elbow split flange – Code 62 (SAEJ518)										
FC9856-0808S	FC8856-0808S	FC3471-08S	1.25	-08	3.04	1.69	.38	1.62		.81
FC9856-1208S	FC8856-1208S	FC3471-08S	1.62	-08	3.04	1.69	.38	1.62		.81
FJ9774-1212S	FJ8774-1212S	FC1410-12S	1.62	-12	3.95	2.23	.61	2.13		
FJ9774-1612S	FJ8774-1612S	FC1410-12S	1.88	-12	3.95	2.23	.61	2.13		
FJ9774-1616S	FJ8774-1616S	FC1410-16S	1.88	-16	4.68	2.78	.78	2.38		
FJ9774-2016S	FJ8774-2016S	FC1410-16S	2.12	-16	4.68	2.78	.78	2.38		
FJ9774-2020S	*	*	2.12	-20	5.81	3.17	1.05	2.62		
FJ9774-2420S	*	*	2.50	-20	5.81	3.17	1.05	2.62		
FJ9774-2424S	*	*	2.50	-24	6.61	3.69	1.26	3.12		
FJ9774-3224S	*	*	3.12	-24	6.61	3.69	1.26	3.12		

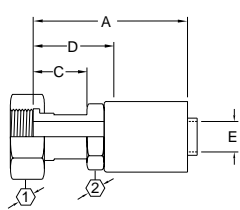
*Complete fittings are one-piece assemblies.
 NOTE: For flanges, split flange halves, kits and O-Rings, see pages 176-179.

SPIRAL SINGLE SKIVE CRIMP FITTINGS

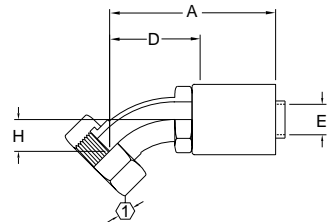
HOSE FITTINGS | CRIMP

for use with Hose

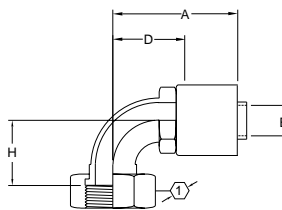
FC136, FC736, FC254 (-20, -24), FC323 (-12, -16, -20, -24), FC324 (-12, -16), GH493 (-8, -12, -16, -20, -24)



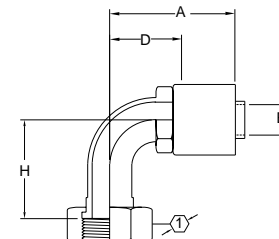
ORS® Swivel Straight
FJ9606/FJ9896



ORS® Swivel 45° elbow
FJ9609/FJ9897



ORS® Swivel 90° elbow (short)
FJ9612/FJ9898



ORS® Swivel 90° elbow (long)
FJ9715/FJ9899

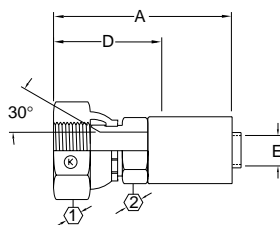
All dimensions in inches.

Complete Fitting Part Number	Component Part Numbers		Thread	Hose Size	A	C	D	EØ	H	①	②
	Nipple Assy.	Socket									
Straight											
FJ9606-0606S	FJ8307-0606S	FC3471-06S	11/16-16	-06	2.40	.72	1.20	.26		.81	.69
FJ9606-0808S	FJ8307-0808S	FC3471-08S	13/16-16	-08	2.85	.87	1.50	.38		.94	.81
FJ9896-1212S	FJ8896-1212S	FC1410-12S	13/16-12	-12	3.57	1.07	1.85	.61		1.38	1.06
FJ9896-1612S	FJ8896-1612S	FC1410-12S	17/16-12	-12	3.64	1.14	1.92	.61		1.62	1.38
FJ9896-1616S	FJ8896-1616S	FC1410-16S	17/16-12	-16	4.06	1.14	2.16	.78		1.62	1.38
FJ9896-2020S	*	*	11/16-12	-20	4.94	1.13	2.30	1.05		1.88	1.62
FJ9896-2424S	*	*	2-12	-24	5.24	1.00	2.32	1.26		2.25	2.00
45° elbow											
FJ9609-0808S	FJ8609-0808S	FC3471-08S	13/16-16	-08	3.04		1.70	.38	.59	.94	.81
FJ9897-1212S	FJ8897-1212S	FC1410-12S	13/16-12	-12	4.06		2.33	.61	.83	1.38	
FJ9897-1616S	FJ8897-1616S	FC1410-16S	17/16-12	-16	4.87		2.98	.78	.94	1.62	
FJ9897-2020S	*	*	11/16-12	-20	5.67		3.02	1.01	1.00	1.88	
FJ9897-2424S	*	*	2-12	-24	6.51		3.59	1.19	1.07	2.25	
90° elbow (short)											
FJ9612-0808S	FJ8612-0808S	FC3471-08S	13/16-16	-08	2.81		1.46	.38	1.15	.94	.81
FJ9898-1212S	FJ8898-1212S	FC1410-12S	13/16-12	-12	3.95		2.23	.61	1.88	1.38	
FJ9898-1612S	FJ8898-1612S	FC1410-12S	17/16-12	-12	4.41		2.68	.61	2.21	1.62	
FJ9898-1616S	FJ8898-1616S	FC1410-16S	17/16-12	-16	4.58		2.68	.78	2.21	1.62	
FJ9898-2020S	*	*	11/16-12	-20	5.75		3.10	1.01	2.51	1.88	
FJ9898-2424S	*	*	2-12	-24	6.61		3.69	1.19	2.70	2.25	
90° elbow (long)											
FJ9715-0808S	FJ8715-0808S	FC3471-08S	13/16-16	-08	3.04		1.69	.38	2.51	.94	.81
FJ9899-1212S	FJ8899-1212S	FC1410-12S	13/16-12	-12	3.95		2.23	.61	3.78	1.38	
FJ9899-1616S	FJ8899-1616S	FC1410-16S	17/16-12	-16	4.68		2.78	.78	4.50	1.62	
FJ9899-2020S	*	*	11/16-12	-20	5.81		3.16	1.01	5.09	1.88	
FJ9899-2424S	*	*	2-12	-24	6.61		3.68	1.19	5.54	2.25	

NOTE: see page 178 for O-Rings.

for use with Hose

**FC136, FC736,
FC254 (-20, -24),
FC323 (-12, -16, -20, -24),
FC324 (-12, -16),
GH493 (-8, -12, -16, -20, -24)**

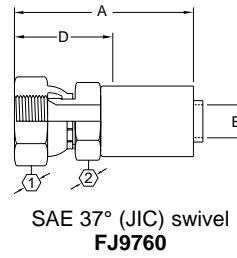
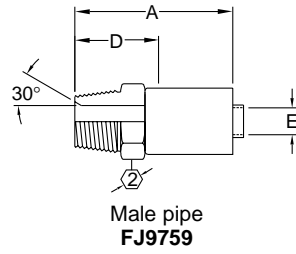


30° swivel — Metric threads
Special Komatsu
FJ7188

30° swivel—Metric threads											
FJ7188-0612S	FJ6188-0612S	FC1410-12S	M30x1.5	-12	3.84		2.12	.61		1.44	1.12
FJ7188-1016S	FJ6188-1016S	FC1410-16S	M33x1.5	-16	4.24		2.34	.78		1.62	1.25
FJ7188-1220S	*	*	M36x1.5	-20	5.32		2.67	.95		1.81	1.62
FJ7188-1424S	*	*	M42x1.5	-24	5.82		2.89	1.19		2.25	1.81

*Complete fittings are one-piece assemblies.

for use with Hose
FC324-08

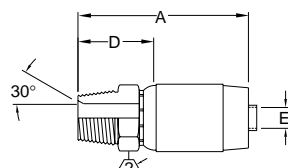


All dimensions in inches.

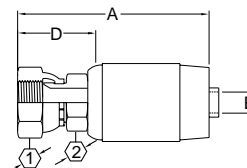
Complete Fitting Part Number	Component Part Numbers		Thread	Hose Size	A	C	D	E∅	H	①	②
	Nipple Assy.	Socket									
Male pipe											
FJ9759-0808S	FC1411-0808S	FC1410-08S	3/4-16	-08	2.66		1.16	.36			.81
SAE 37° (JIC) swivel											
FJ9760-0808S	FJ8760-0808S	FC1410-08S	3/4-16	-08	3.22		1.58	.38		.88	.81

SPIRAL SINGLE SKIVE CRIMP FITTINGS

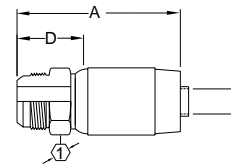
for use with Hose
FC254, FC273



Male pipe
FJ9781



SAE 37° (JIC) swivel
FJ9782

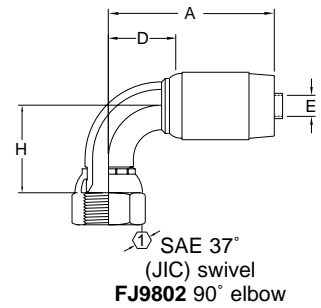
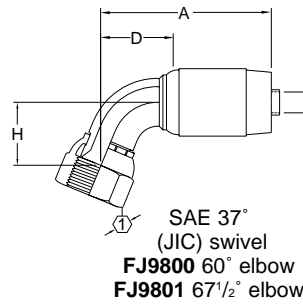
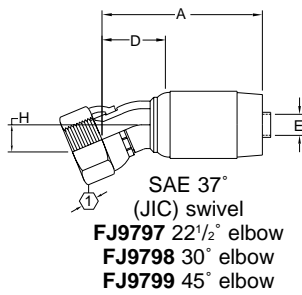


SAE 37° (JIC) male flare
FJ9917

Complete Fitting Part Number	Component Part Numbers		Thread	Hose Size	A	C	D	EØ	H	①	②
	Nipple Assy.	Socket									
Male pipe											
FJ9781-0812S	*	*	1/2-14	-12	3.92		1.61	.61			1.06
FJ9781-1212S	*	*	3/4-14	-12	3.98		1.67	.61			1.06
FJ9781-1612S	*	*	1-11 1/2	-12	4.24		1.93	.61			1.38
FJ9781-1216S	*	*	3/4-14	-16	4.26		1.70	.78			1.25
FJ9781-1616S	*	*	1-11 1/2	-16	4.47		1.90	.78			1.38
FJ9781-2016S	*	*	1 1/4-11 1/2	-16	4.61		2.04	.78			1.69
SAE 37° (JIC) swivel											
FJ9782-1212S	*	*	1 1/16-12	-12	4.17		1.86	.61		1.25	1.06
FJ9782-1612S	*	*	1 5/16-12	-12	4.37		2.06	.61		1.50	1.25
FJ9782-1616S	*	*	1 5/16-12	-16	4.65		2.09	.78		1.50	1.25
FJ9782-2016S	*	*	1 5/8-12	-16	4.87		2.30	.78		2.00	1.56
SAE 37° (JIC) male flare											
FJ9917-1212S	*	*	1 1/16-12	-12	4.09		1.78	.61			1.12
FJ9917-1612S	*	*	1 5/16-12	-12	4.21		1.90	.61			1.38
FJ9917-1616S	*	*	1 5/16-12	-16	4.49		1.93	.78			1.38
FJ9917-2016S	*	*	1 5/8-12	-16	4.60		2.03	.78			1.69

*Complete fittings are one-piece assemblies.

for use with Hose
FC254, FC273



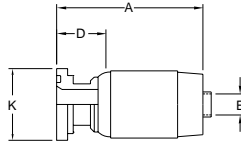
All dimensions in inches.

Complete Fitting Part Number	Component Part Numbers		Thread	Hose Size	A	D	E \emptyset	H	①	②
	Nipple Assy.	Socket								
22 1/2° elbow										
FJ9797-1212S	*	*	1 1/16-12	-12	4.84	2.53	.61	.52	1.25	
FJ9797-1616S	*	*	1 5/16-12	-16	5.84	3.28	.78	.69	1.50	
30° elbow										
FJ9798-1212S	*	*	1 1/16-12	-12	4.78	2.47	.61	.69	1.25	
FJ9798-1616S	*	*	1 5/16-12	-16	5.91	3.34	.78	.95	1.50	
45° elbow										
FJ9799-1212S	*	*	1 1/16-12	-12	4.99	2.68	.61	1.16	1.25	
FJ9799-1616S	*	*	1 5/16-12	-16	6.05	3.48	.78	1.53	1.50	
60° elbow										
FJ9800-1212S	*	*	1 1/16-12	-12	4.98	2.67	.61	1.60	1.25	
FJ9800-1616S	*	*	1 5/16-12	-16	5.95	3.38	.78	2.08	1.50	
67 1/2° elbow										
FJ9801-1212S	*	*	1 1/16-12	-12	4.90	2.59	.61	1.80	1.25	
FJ9801-1616S	*	*	1 5/16-12	-16	5.89	3.32	.78	2.36	1.50	
90° elbow										
FJ9802-1212S	*	*	1 1/16-12	-12	4.55	2.24	.61	2.35	1.25	
FJ9802-1616S	*	*	1 5/16-12	-16	5.39	2.82	.78	3.04	1.50	

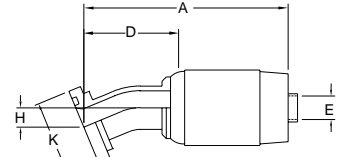
*Complete fittings are one-piece assemblies.

**SPIRAL SINGLE SKIVE
CRIMP FITTING**

for use with Hose
FC254, FC273



Straight split flange
FJ9783 Code 61
FJ9784 Code 62



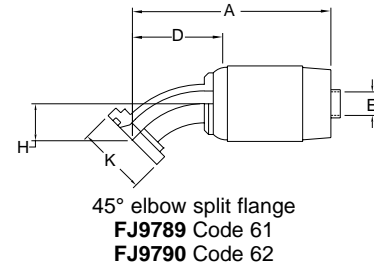
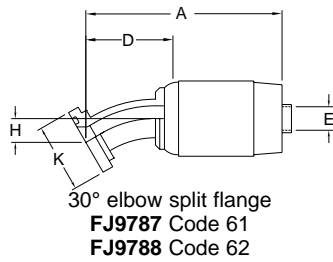
22 1/2° elbow split flange
FJ9785 Code 61
FJ9786 Code 62

All dimensions in inches.

Complete Fitting Part Number	Component Part Numbers		Flange Head Dia. KØ	Hose Size	A	D	EØ	H	①	②
	Nipple Assy.	Socket								
Straight split flange – Code 61 (SAE J518)										
FJ9783-1212S	*	*	1.50	-12	4.92	2.61	.61			
FJ9783-1612S	*	*	1.75	-12	4.92	2.61	.61			
FJ9783-1616S	*	*	1.75	-16	5.74	3.18	.78			
FJ9783-2016S	*	*	2.00	-16	5.74	3.18	.78			
Straight split flange – Code 62 (SAE J518)										
FJ9784-1212S	*	*	1.62	-12	4.92	2.61	.61			
FJ9784-1612S	*	*	1.88	-12	4.92	2.61	.61			
FJ9784-1616S	*	*	1.88	-16	5.74	3.18	.78			
FJ9784-2016S	*	*	2.12	-16	5.74	3.18	.78			
22 1/2° elbow split flange – Code 61 (SAE J518)										
FJ9785-1212S	*	*	1.50	-12	4.64	2.33	.61	.44		
FJ9785-1612S	*	*	1.75	-12	4.64	2.33	.61	.44		
FJ9785-1616S	*	*	1.75	-16	5.23	2.66	.78	.44		
FJ9785-2016S	*	*	2.00	-16	5.23	2.66	.78	.44		
22 1/2° elbow split flange – Code 62 (SAE J518)										
FJ9786-1212S	*	*	1.62	-12	4.64	2.33	.61	.44		
FJ9786-1612S	*	*	1.88	-12	4.64	2.33	.61	.44		
FJ9786-1616S	*	*	1.88	-16	5.23	2.66	.78	.44		
FJ9786-2016S	*	*	2.12	-16	5.23	2.66	.78	.44		

*Complete fittings are one-piece assemblies.
Note: For flanges, split flange halves, kits and O-Rings, see pages 176-179.

for use with hose
FC254, FC273



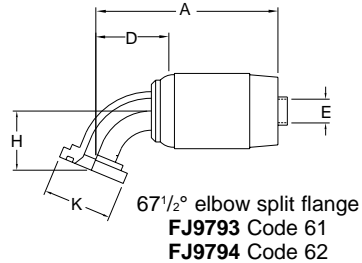
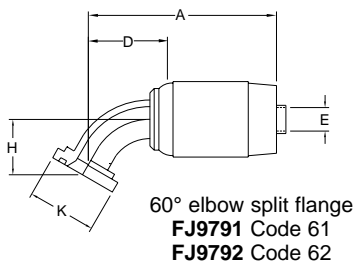
All dimensions in inches.

Complete Fitting Part Number	Component Part Numbers		Flange Head Dia. KØ	Hose Size	A	D	EØ	H	①	②
	Nipple Assy.	Socket								
30° elbow split flange – Code 61 (SAE J518)										
FJ9787-1212S	*	*	1.50	-12	4.58	2.28	.61	.58		
FJ9787-1612S	*	*	1.75	-12	4.58	2.28	.61	.58		
FJ9787-1616S	*	*	1.75	-16	5.33	2.76	.78	.62		
FJ9787-2016S	*	*	2.00	-16	5.33	2.76	.78	.62		
30° elbow split flange – Code 62 (SAE J518)										
FJ9788-1212S	*	*	1.62	-12	4.58	2.28	.61	.58		
FJ9788-1612S	*	*	1.88	-12	4.58	2.28	.61	.58		
FJ9788-1616S	*	*	1.88	-16	5.33	2.76	.78	.62		
FJ9788-2016S	*	*	2.12	-16	5.33	2.76	.78	.62		
45° elbow split flange – Code 61 (SAE J518)										
FJ9789-1212S	*	*	1.50	-12	4.84	2.53	.61	1.00		
FJ9789-1612S	*	*	1.75	-12	4.84	2.53	.61	1.00		
FJ9789-1616S	*	*	1.75	-16	5.58	3.01	.78	1.06		
FJ9789-2016S	*	*	2.00	-16	5.58	3.01	.78	1.06		
45° elbow split flange – Code 62 (SAE J518)										
FJ9790-1212S	*	*	1.62	-12	4.84	2.53	.61	1.00		
FJ9790-1612S	*	*	1.88	-12	4.84	2.53	.61	1.00		
FJ9790-1616S	*	*	1.88	-16	5.58	3.01	.78	1.06		
FJ9790-2016S	*	*	2.12	-16	5.58	3.01	.78	1.06		

*Complete fittings are one-piece assemblies.
Note: For flanges, split flange halves, kits and O-Rings, see pages 176-179.

SPIRAL SINGLE SKIVE CRIMP FITTINGS

for use with Hose
FC254, FC273



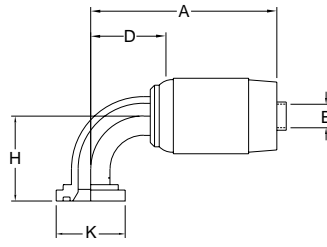
All dimensions in inches.

Complete Fitting Part Number	Component Part Numbers		Flange Head Dia. KØ	Hose Size	A	D	EØ	H	①	②
	Nipple Assy.	Socket								
60° elbow split flange – Code 61 (SAE J518)										
FJ9791-1212S	*	*	1.50	-12	4.87	2.56	.61	1.41		
FJ9791-1612S	*	*	1.75	-12	4.87	2.56	.61	1.41		
FJ9791-1616S	*	*	1.75	-16	5.61	3.05	.78	1.50		
FJ9791-2016S	*	*	2.00	-16	5.61	3.05	.78	1.50		
60° elbow split flange – Code 62 (SAE J518)										
FJ9792-1212S	*	*	1.62	-12	4.87	2.56	.61	1.41		
FJ9792-1612S	*	*	1.88	-12	4.87	2.56	.61	1.41		
FJ9792-1616S	*	*	1.88	-16	5.61	3.05	.78	1.50		
FJ9792-2016S	*	*	2.12	-16	5.61	3.05	.78	1.50		
67 1/2° elbow split flange – Code 61 (SAE J518)										
FJ9793-1212S	*	*	1.50	-12	4.82	2.51	.61	1.60		
FJ9793-1612S	*	*	1.75	-12	4.82	2.51	.61	1.60		
FJ9793-1616S	*	*	1.75	-16	5.63	3.07	.78	1.75		
FJ9793-2016S	*	*	2.00	-16	5.63	3.07	.78	1.75		
67 1/2° elbow split flange – Code 62 (SAE J518)										
FJ9794-1212S	*	*	1.62	-12	4.82	2.51	.61	1.60		
FJ9794-1612S	*	*	1.88	-12	4.82	2.51	.61	1.60		
FJ9794-1616S	*	*	1.88	-16	5.63	3.07	.78	1.75		
FJ9794-2016S	*	*	2.12	-16	5.63	3.07	.78	1.75		

*Complete fittings are one-piece assemblies.
Note: For flanges, split flange halves, kits and O-Rings, see pages 176-179.

HOSE FITTINGS | CRIMP

for use with Hose
FC254, FC273



90° elbow split flange
FJ9795 Code 61
FJ9796 Code 62

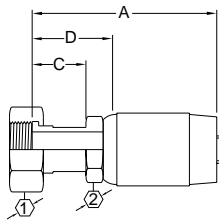
All dimensions in inches.

Complete Fitting Part Number	Component Part Numbers		Flange Head Dia. Kφ	Hose Size	A	D	Eφ	H	①	②
	Nipple Assy.	Socket								
90° elbow split flange – Code 61 (SAE J518)										
FJ9795-1212S	*	*	1.50	-12	4.55	2.24	.61	2.13		
FJ9795-1612S	*	*	1.75	-12	4.55	2.24	.61	2.13		
FJ9795-1616S	*	*	1.75	-16	5.39	2.82	.78	2.38		
FJ9795-2016S	*	*	2.00	-16	5.39	2.82	.78	2.38		
90° elbow split flange – Code 62 (SAE J518)										
FJ9796-1212S	*	*	1.62	-12	4.55	2.24	.61	2.13		
FJ9796-1612S	*	*	1.88	-12	4.55	2.24	.61	2.13		
FJ9796-1616S	*	*	1.88	-16	5.39	2.82	.78	2.38		
FJ9796-2016S	*	*	2.12	-16	5.39	2.82	.78	2.38		

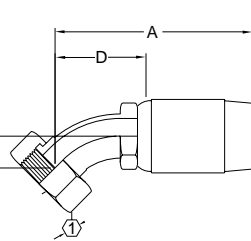
*Complete fittings are one-piece assemblies.
Note: For flanges, split flange halves, kits and O-Rings, see pages 176-179

SPIRAL SINGLE SKIVE CRIMP FITTINGS

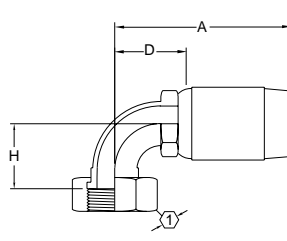
for use with Hose
FC254, FC273



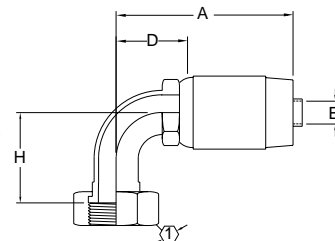
ORS® Swivel Straight
FJ9900



ORS® Swivel 45° elbow
FJ9901



ORS® Swivel 90° elbow (short)
FJ9902



ORS® Swivel 90° elbow (long)
FJ9903

All dimensions in inches.

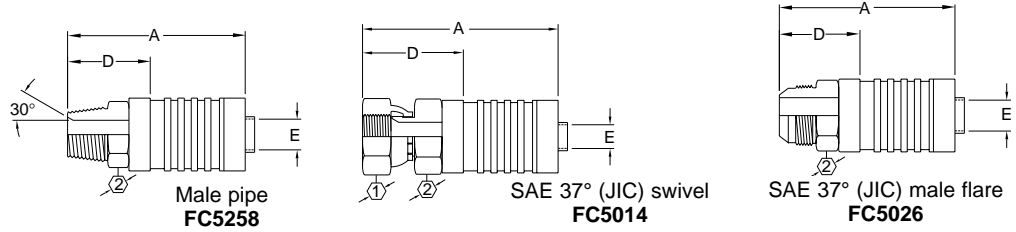
Complete Fitting Part Number	Component Part Numbers		Thread	Hose Size	A	C	D	Eφ	H	①	②
	Nipple Assy.	Socket									
Straight											
FJ9900-1212S	*	*	1 ³ / ₁₆ -12	-12	4.18	1.07	1.87	.61		1.38	1.12
FJ9900-1616S	*	*	1 ⁷ / ₁₆ -12	-16	4.77	1.14	2.20	.78		1.62	1.38
45° elbow											
FJ9901-1212S	*	*	1 ³ / ₁₆ -12	-12	4.66		2.35	.61	.83	1.38	
FJ9901-1616S	*	*	1 ⁷ / ₁₆ -12	-16	5.58		3.02	.78	.94	1.62	
90° elbow (short)											
FJ9902-1212S	*	*	1 ³ / ₁₆ -12	-12	4.35		2.24	.61	1.88	1.38	
FJ9902-1616S	*	*	1 ⁷ / ₁₆ -12	-16	5.29		2.72	.78	2.21	1.62	
90° elbow (long)											
FJ9903-1212S	*	*	1 ³ / ₁₆ -12	-12	4.55		2.24	.61	3.78	1.38	
FJ9903-1616S	*	*	1 ⁷ / ₁₆ -12	-16	5.39		2.82	.78	4.50	1.62	

*Complete fittings are one-piece assemblies.

NOTE: see page 178 for O-Rings.

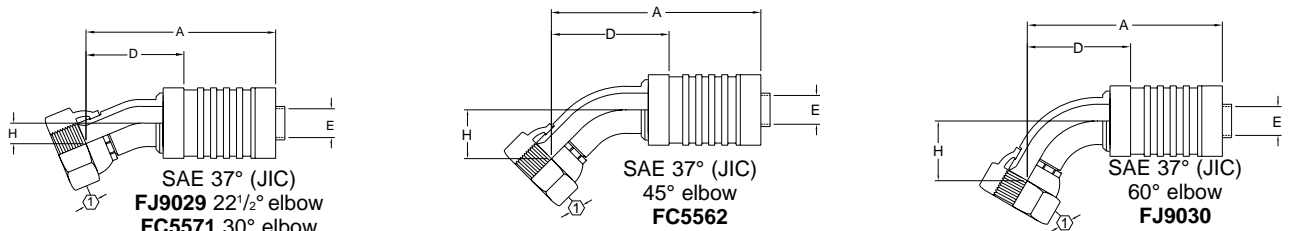
HOSE FITTINGS | CRIMP

for use with Hose
FC136 (-16 through -32),**
FC254, FC323,
FC324 (-12, -16 only)
FC736 (-16, -20 only)



All dimensions in inches.

Complete Fitting Part Number	Component Part Numbers		Thread	Hose Size	A	D	E Ø	H	①	②
	Nipple Assy.	Socket								
Male pipe										
FC5258-0608S	FC2710-0608S	FC2540-08S	3/8-18	-08	3.09	1.29	.36			.81
FC5258-0808S	FC2710-0808S	FC2540-08S	1/2-14	-08	3.34	1.54	.36			.88
FC5258-1212S	FC2710-1212S	FC2717-12S	3/4-14	-12	3.56	1.44	.61			1.06
FC5258-1616S	FC2710-1616S	FC2540-16S	1-11 1/2	-16	4.39	1.77	.78			1.38
FC5258-2016S	FC2710-2016S	FC2540-16S	1 1/4-11 1/2	-16	4.48	1.86	.78			1.69
FC5258-2020S	FC2710-2020S	FC2540-20S	1 1/4-11 1/2	-20	4.51	1.87	1.05			1.69
FC5258-2420S	FC2710-2420S	FC2540-20S	1 1/2-11 1/2	-20	4.61	1.96	1.05			2.00
FC5258-2424S	FC2710-2424S	FC2540-24S	1 1/2-11 1/2	-24	5.05	2.02	1.26			2.00
FC5258-3224S	FC2710-3224S	FC2540-24S	2-11 1/2	-24	5.15	2.12	1.26			2.50
FC5258-3232S	FC2710-3232S	FC2540-32S	2-11 1/2	-32	5.52	2.33	1.69			2.62
SAE 37° (JIC) swivel										
FC5014-0808S	FC4014-0808S	FC2540-08S	3/4-16	-08	3.39	1.59	.36		.94	.81
FC5014-1212S	FC4014-1212S	FC2717-12S	1 1/16-12	-12	3.81	1.70	.61		1.25	1.06
FC5014-1616S	FC4014-1616S	FC2540-16S	1 5/16-12	-16	4.52	1.91	.78		1.50	1.25
FC5014-2020S	FC4014-2020S	FC2540-20S	1 5/8-12	-20	4.77	2.12	1.05		2.00	1.56
FC5014-2420S	FC4014-2420S	FC2540-20S	1 7/8-12	-20	4.98	2.33	1.05		2.25	1.81
FC5014-2424S	FC4014-2424S	FC2540-24S	1 7/8-12	-24	5.43	2.40	1.26		2.25	1.81
FC5014-3232S	FC4014-3232S	FC2540-32S	2 1/2-12	-32	5.50	2.31	1.69		2.88	
SAE 37° (JIC) male flare										
FC5026-1212S	FC2697-1212S	FC2717-12S	1 1/16-12	-12	3.73	1.62	.61			1.12
FC5026-1616S	FC2697-1616S	FC2540-16S	1 5/16-12	-16	4.36	1.75	.78			1.38
FC5026-2020S	FC2697-2020S	FC2540-20S	1 5/8-12	-20	4.44	1.80	1.05			1.62
FC5026-2424S	FC2697-2424S	FC2540-24S	1 7/8-12	-24	5.07	2.04	1.26			1.88

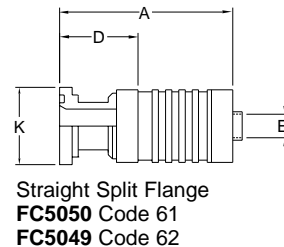
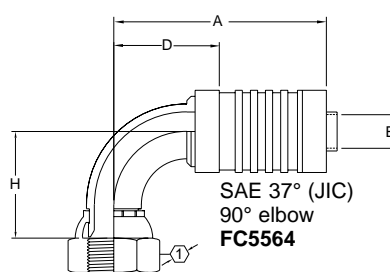
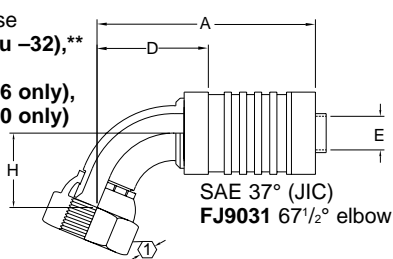


22 1/2° elbow										
FJ9029-1212S	FJ8029-1212S	FC2717-12S	1 1/16-12	-12	4.49	2.37	.61	.52	1.25	
FJ9029-1616S	FJ8029-1616S	FC2540-16S	1 5/16-12	-16	5.71	3.10	.78	.69	1.50	
FJ9029-2020S	FJ8029-2020S	FC2540-20S	1 5/8-12	-20	6.15	3.50	1.05	.80	2.00	
FJ9029-2424S	FJ8029-2424S	FC2540-24S	1 7/8-12	-24	7.29	4.26	1.26	.95	2.25	
30° elbow										
FC5571-1212S	FC4571-1212S	FC2717-12S	1 1/16-12	-12	4.42	2.31	.61	.69	1.25	
FC5571-1616S	FC4571-1616S	FC2540-16S	1 5/16-12	-16	5.78	3.16	.78	.95	1.50	
FC5571-2020S	FC4571-2020S	FC2540-20S	1 5/8-12	-20	6.28	3.63	1.05	1.11	2.00	
FC5571-2424S	FC4571-2424S	FC2540-24S	1 7/8-12	-24	7.36	4.34	1.26	1.29	2.25	
45° elbow										
FC5562-1212S	FC4562-1212S	FC2717-12S	1 1/16-12	-12	4.64	2.52	.61	1.16	1.25	
FC5562-1616S	FC4562-1616S	FC2540-16S	1 5/16-12	-16	5.92	3.30	.78	1.53	1.50	
FC5562-2020S	FC4562-2020S	FC2540-20S	1 5/8-12	-20	6.24	3.60	1.05	1.70	2.00	
FC5562-2424S	FC4562-2424S	FC2540-24S	1 7/8-12	-24	7.35	4.32	1.26	1.99	2.25	
60° elbow										
FJ9030-1212S	FJ8030-1212S	FC2717-12S	1 1/16-12	-12	4.62	2.51	.61	1.60	1.25	
FJ9030-1616S	FJ8030-1616S	FC2540-16S	1 5/16-12	-16	5.82	3.20	.78	2.08	1.50	
FJ9030-2020S	FJ8030-2020S	FC2540-20S	1 5/8-12	-20	6.18	3.54	1.05	2.33	2.00	
FJ9030-2424S	FJ8030-2424S	FC2540-24S	1 7/8-12	-24	7.24	4.21	1.26	2.72	2.25	

*Internal skive crimp fittings cannot be crimped on FT1244 machines, except as follows: FC5258-0608S, FC5258-0808S, and FC5014-0808S fittings can be crimped on FT1244 machines by using special equipment and procedures. **See pages 108-112 for FC136 sizes 8 and 12.

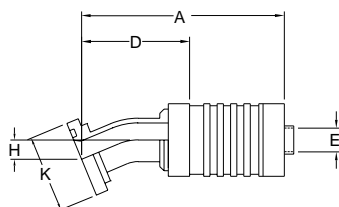
INTERNAL SKIVE CRIMP FITTINGS*

for use with Hose
FC136 (-16 thru -32),**
FC254, FC323,
FC324 (-12, -16 only),
FC736 (-16, -20 only)



All dimensions in inches.

Complete Fitting Part Number	Component Part Numbers		Thread Flange Head Dia. KØ	Hose Size	A	D	E Ø	H	①	②
	Nipple Assy.	Socket								
67 1/2° elbow										
FJ9031-1212S	FJ8031-1212S	FC2717-12S	1 1/16-12	-12	4.55	2.43	.61	1.80	1.25	
FJ9031-1616S	FJ8031-1616S	FC2540-16S	1 5/16-12	-16	5.76	3.14	.78	2.36	1.50	
FJ9031-2020S	FJ8031-2020S	FC2540-20S	1 5/8-12	-20	6.06	3.41	1.05	2.62	2.00	
FJ9031-2424S	FJ8031-2424S	FC2540-24S	1 7/8-12	-24	6.67	3.64	1.26	2.76	2.25	
90° elbow										
FC5564-1212S	FC4564-1212S	FC2717-12S	1 1/16-12	-12	4.20	2.08	.61	2.35	1.25	
FC5564-1616S	FC4564-1616S	FC2540-16S	1 5/16-12	-16	5.26	2.64	.78	3.04	1.50	
FC5564-2020S	FC4564-2020S	FC2540-20S	1 5/8-12	-20	5.54	2.90	1.05	3.40	2.00	
FC5564-2424S	FC4564-2424S	FC2540-24S	1 7/8-12	-24	6.48	3.46	1.26	3.95	2.25	
Straight split flange — Code 61 (SAE J518)										
FC5050-1212S	FC4050-1212S	FC2717-12S	1.50	-12	4.56	2.44	.61			
FC5050-1616S	FC4050-1616S	FC2540-16S	1.75	-16	5.61	3.00	.78			
FC5050-2016S	FC4050-2016S	FC2540-16S	2.00	-16	5.61	3.00	.78			
FC5050-2416S	FC4050-2416S	FC2540-16S	2.38	-16	5.61	3.00	.78			
FC5050-2020S	FC4050-2020S	FC2540-20S	2.00	-20	5.68	3.03	1.05			
FC5050-2420S	FC4050-2420S	FC2540-20S	2.38	-20	5.68	3.03	1.05			
FC5050-3220S	FC4050-3220S	FC2540-20S	2.81	-20	5.68	3.03	1.05			
FC5050-2424S	FC4050-2424S	FC2540-24S	2.38	-24	6.83	3.80	1.26			
FC5050-3224S	FC4050-3224S	FC2540-24S	2.81	-24	6.83	3.80	1.26			
FC5050-3232S	FC4050-3232S	FC2540-32S	2.81	-32	7.98	4.80	1.69			
Straight split flange — Code 62 (SAE J518)										
FC5049-1212S	FC4049-1212S	FC2717-12S	1.62	-12	4.56	2.44	.61			
FC5049-1616S	FC4049-1616S	FC2540-16S	1.88	-16	5.61	3.00	.78			
FC5049-2016S	FC4049-2016S	FC2540-16S	2.12	-16	5.61	3.00	.78			
FC5049-2416S	FC4049-2416S	FC2540-16S	2.50	-16	5.61	3.00	.78			
FC5049-2020S	FC4049-2020S	FC2540-20S	2.12	-20	5.68	3.03	1.05			
FC5049-2420S	FC4049-2420S	FC2540-20S	2.50	-20	5.68	3.03	1.05			
FC5049-3220S	FC4049-3220S	FC2540-20S	3.12	-20	5.68	3.03	1.05			
FC5049-2424S	FC4049-2424S	FC2540-24S	2.50	-24	6.82	3.80	1.26			
FC5049-3224S	FC4049-3224S	FC2540-24S	3.12	-24	6.82	3.80	1.26			
FC5049-3232S	FC4049-3232S	FC2540-32S	3.12	-32	7.98	4.80	1.69			



22 1/2° elbow split flange
FC5507 Code 61

22 1/2° elbow split flange — Code 61 (SAE J518)										
FC5507-1616S	FC4507-1616S	FC2540-16S	1.75	-16	5.10	2.48	.78	.44		
FC5507-2016S	FC4507-2016S	FC2540-16S	2.00	-16	5.10	2.48	.78	.44		
FC5507-2020S	FC4507-2020S	FC2540-20S	2.00	-20	5.44	2.79	1.05	.50		
FC5507-2420S	FC4507-2420S	FC2540-20S	2.38	-20	5.42	2.78	1.05	.50		
FC5507-2424S	FC4507-2424S	FC2540-24S	2.38	-24	6.53	3.50	1.26	.63		
FC5507-3224S	FC4507-3224S	FC2540-24S	2.81	-24	6.53	3.50	1.26	.63		
FC5507-3232S	FC4507-3232S	FC2540-32S	2.81	-32	7.98	4.80	1.69	.88		

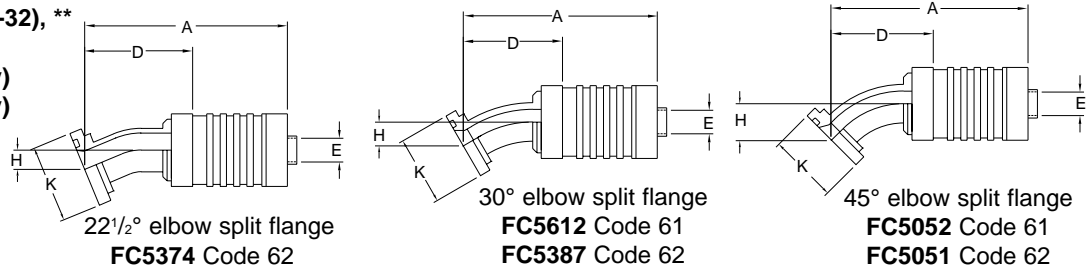
NOTE: For flanges, split flange halves, kits and O-Rings, see pages 176-179.

*Internal skive crimp fittings cannot be crimped on FT1244 machines, except as follows: FC5258-0608S, FC5258-0808S and FC5014-0808S fittings can be crimped on FT1244 machines by using special equipment and procedures.

**See pages 108-112 for FC136 sizes 8 and 12.

for use with Hose

FC136 (-16 through -32), **
FC254, FC323,
FC324 (-12, -16 only)
FC736 (-16, -20 only)



All dimensions in inches.

Complete Fitting Part Number	Component Part Numbers		Flange Head Dia. KØ	Hose Size	A	D	EØ	H	①	②
	Nipple Assy.	Socket								
22½° elbow split flange – Code 62 (SAE J518)										
FC5374-1212S	FC4374-1212S	FC2717-12S	1.62	-12	4.28	2.17	.61	.44		
FC5374-1616S	FC4374-1616S	FC2540-16S	1.88	-16	5.10	2.48	.78	.44		
FC5374-2016S	FC4374-2016S	FC2540-16S	2.12	-16	5.10	2.48	.78	.44		
FC5374-2020S	FC4374-2020S	FC2540-20S	2.12	-20	5.44	2.79	1.05	.50		
FC5374-2420S	FC4374-2420S	FC2540-20S	2.50	-20	5.44	2.79	1.05	.50		
FC5374-2424S	FC4374-2424S	FC2540-24S	2.50	-24	6.53	3.50	1.26	.63		
FC5374-3224S	FC4374-3224S	FC2540-24S	3.12	-24	6.53	3.50	1.26	.63		
FC5374-3232S	FC4374-3232S	FC2540-32S	3.12	-32	7.98	4.80	1.69	.88		
30° elbow split flange – Code 61 (SAE J518)										
FC5612-1212S	FC4612-1212S	FC2717-12S	1.50	-12	4.23	2.12	.61	.58		
FC5612-1616S	FC4612-1616S	FC2540-16S	1.75	-16	5.20	2.58	.78	.62		
FC5612-2016S	FC4612-2016S	FC2540-16S	2.00	-16	5.20	2.58	.78	.62		
FC5612-2020S	FC4612-2020S	FC2540-20S	2.00	-20	5.61	2.96	1.05	.72		
FC5612-2420S	FC4612-2420S	FC2540-20S	2.38	-20	5.61	2.96	1.05	.72		
FC5612-2424S	FC4612-2424S	FC2540-24S	2.38	-24	6.64	3.61	1.26	.88		
FC5612-3224S	FC4612-3224S	FC2540-24S	2.81	-24	6.64	3.61	1.26	.88		
FC5612-3232S	FC4612-3232S	FC2540-32S	2.81	-32	8.22	5.04	1.69	1.25		
30° elbow split flange – Code 62 (SAE J518)										
FC5387-1212S	FC4387-1212S	FC2717-12S	1.62	-12	4.23	2.12	.61	.58		
FC5387-1616S	FC4387-1616S	FC2540-16S	1.88	-16	5.20	2.58	.78	.62		
FC5387-2016S	FC4387-2016S	FC2540-16S	2.12	-16	5.20	2.58	.78	.62		
FC5387-2020S	FC4387-2020S	FC2540-20S	2.12	-20	5.61	2.96	1.05	.72		
FC5387-2420S	FC4387-2420S	FC2540-20S	2.50	-20	5.61	2.96	1.05	.72		
FC5387-2424S	FC4387-2424S	FC2540-24S	2.50	-24	6.64	3.61	1.26	.88		
FC5387-3224S	FC4387-3224S	FC2540-24S	3.12	-24	6.64	3.61	1.26	.88		
FC5387-3232S	FC4387-3232S	FC2540-32S	3.12	-32	8.22	5.04	1.69	1.25		
45° elbow split flange – Code 61 (SAE J518)										
FC5052-1212S	FC4052-1212S	FC2717-12S	1.50	-12	4.48	2.37	.61	1.00		
FC5052-1616S	FC4052-1616S	FC2540-16S	1.75	-16	5.44	2.83	.78	1.06		
FC5052-2016S	FC4052-2016S	FC2540-16S	2.00	-16	5.44	2.83	.78	1.06		
FC5052-2020S	FC4052-2020S	FC2540-20S	2.00	-20	5.70	3.05	1.05	1.15		
FC5052-2420S	FC4052-2420S	FC2540-20S	2.38	-20	5.70	3.05	1.05	1.15		
FC5052-2424S	FC4052-2424S	FC2540-24S	2.38	-24	6.76	3.74	1.26	1.41		
FC5052-3224S	FC4052-3224S	FC2540-24S	2.81	-24	6.76	3.74	1.26	1.41		
FC5052-3232S	FC4052-3232S	FC2540-32S	2.81	-32	8.39	5.20	1.69	2.00		
45° elbow split flange – Code 62 (SAE J518)										
FC5051-1212S	FC4051-1212S	FC2717-12S	1.62	-12	4.48	2.37	.61	1.00		
FC5051-1616S	FC4051-1616S	FC2540-16S	1.88	-16	5.44	2.83	.78	1.06		
FC5051-2016S	FC4051-2016S	FC2540-16S	2.12	-16	5.44	2.83	.78	1.06		
FC5051-2020S	FC4051-2020S	FC2540-20S	2.12	-20	5.70	3.05	1.05	1.15		
FC5051-2420S	FC4051-2420S	FC2540-20S	2.50	-20	5.70	3.05	1.05	1.15		
FC5051-2424S	FC4051-2424S	FC2540-24S	2.50	-24	6.76	3.74	1.26	1.41		
FC5051-3224S	FC4051-3224S	FC2540-24S	3.12	-24	6.76	3.74	1.26	1.41		
FC5051-3232S	FC4051-3232S	FC2540-32S	3.12	-32	8.39	5.20	1.69	2.00		

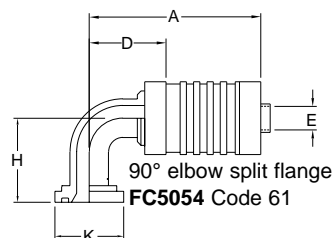
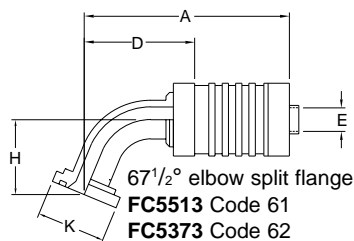
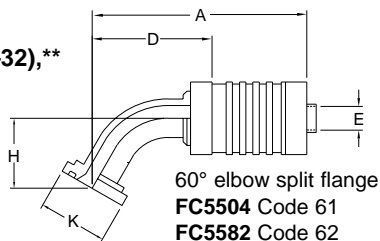
NOTE: For flanges, split flange halves, kits and O-Rings, see pages 176-179.

*Internal skive crimp fittings cannot be crimped on FT1244 machines, except as follows: FC5258-0608S, FC5258-0808S and FC5014-0808S fittings can be crimped on FT1244 machines by using special equipment and procedures.

**See pages 108-112 for FC136 sizes 8 and 12.

INTERNAL SKIVE CRIMP FITTINGS*

for use with Hose
FC136 (-16 through -32),**
FC254, FC323,
FC324 (-12, -16 only)
FC736 (-16, -20 only)



All dimensions in inches.

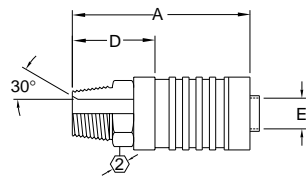
Complete Fitting Part Number	Component Part Numbers		Flange Head Dia. K Ø	Hose Size	A	D	E Ø	H	①	②
	Nipple Assy.	Socket								
60° elbow split flange – Code 61 (SAE J518)										
FC5504-1616S	FC4504-1616S	FC2540-16S	1.75	-16	5.29	2.87	.76	1.50		
FC5504-2016S	FC4504-2016S	FC2540-16S	2.00	-16	5.29	2.87	.76	1.50		
FC5504-2020S	FC4504-2020S	FC2540-20S	2.00	-20	5.61	3.15	.94	1.66		
FC5504-2420S	FC4504-2420S	FC2540-20S	2.38	-20	5.61	3.15	.94	1.66		
FC5504-2424S	FC4504-2424S	FC2540-24S	2.38	-24	6.64	3.80	1.12	2.00		
FC5504-3224S	FC4504-3224S	FC2540-24S	2.81	-24	6.64	3.80	1.12	2.00		
FC5504-3232S	FC4504-3232S	FC2540-32S	2.81	-32	8.39	5.36	1.62	2.88		
60° elbow split flange – Code 62 (SAE J518)										
FC5582-1616S	FC4582-1616S	FC2540-16S	1.88	-16	5.29	2.87	.76	1.50		
FC5582-2016S	FC4582-2016S	FC2540-16S	2.12	-16	5.29	2.87	.76	1.50		
FC5582-2020S	FC4582-2020S	FC2540-20S	2.12	-20	5.61	3.15	.94	1.66		
FC5582-2420S	FC4582-2420S	FC2540-20S	2.50	-20	5.61	3.15	.94	1.66		
FC5582-2424S	FC4582-2424S	FC2540-24S	2.50	-24	6.64	3.80	1.12	2.00		
FC5582-3224S	FC4582-3224S	FC2540-24S	3.12	-24	6.64	3.80	1.12	2.00		
FC5582-3232S	FC4582-3232S	FC2540-32S	3.12	-32	8.39	5.36	1.62	2.88		
67 1/2° elbow split flange – Code 61 (SAE J518)										
FC5513-1212S	FC4513-1212S	FC2717-12S	1.50	-12	4.27	2.35	.56	1.60		
FC5513-1616S	FC4513-1616S	FC2540-16S	1.75	-16	5.32	2.89	.76	1.75		
FC5513-2016S	FC4513-2016S	FC2540-16S	2.00	-16	5.32	2.89	.76	1.75		
FC5513-2020S	FC4513-2020S	FC2540-20S	2.00	-20	5.58	3.12	.94	1.90		
FC5513-2420S	FC4513-2420S	FC2540-20S	2.38	-20	5.58	3.12	.94	1.90		
FC5513-2424S	FC4513-2424S	FC2540-24S	2.38	-24	6.17	3.33	1.12	2.00		
FC5513-3224S	FC4513-3224S	FC2540-24S	2.81	-24	6.17	3.33	1.12	2.00		
FC5513-3232S	FC4513-3232S	FC2540-32S	2.81	-32	8.27	5.24	1.62	3.25		
67 1/2° elbow split flange – Code 62 (SAE J518)										
FC5373-1212S	FC4373-1212S	FC2717-12S	1.62	-12	4.27	2.35	.56	1.60		
FC5373-1616S	FC4373-1616S	FC2540-16S	1.88	-16	5.32	2.89	.76	1.75		
FC5373-2016S	FC4373-2016S	FC2540-16S	2.12	-16	5.32	2.89	.76	1.75		
FC5373-2020S	FC4373-2020S	FC2540-20S	2.12	-20	5.58	3.12	.94	1.90		
FC5373-2420S	FC4373-2420S	FC2540-20S	2.50	-20	5.58	3.12	.94	1.90		
FC5373-2424S	FC4373-2424S	FC2540-24S	2.50	-24	6.17	3.33	1.12	2.00		
FC5373-3224S	FC4373-3224S	FC2540-24S	3.12	-24	6.17	3.33	1.12	2.00		
FC5373-3232S	FC4373-3232S	FC2540-32S	3.12	-32	8.27	5.24	1.62	3.25		
90° elbow split flange – Code 61 (SAE J518)										
FC5054-1212S	FC4054-1212S	FC2717-12S	1.50	-12	4.01	2.08	.56	2.13		
FC5054-1616S	FC4054-1616S	FC2540-16S	1.75	-16	5.07	2.65	.76	2.38		
FC5054-2016S	FC4054-2016S	FC2540-16S	2.00	-16	5.07	2.65	.76	2.38		
FC5054-2020S	FC4054-2020S	FC2540-20S	2.00	-20	5.36	2.90	.94	2.63		
FC5054-2420S	FC4054-2420S	FC2540-20S	2.38	-20	5.36	2.90	.94	2.63		
FC5054-2424S	FC4054-2424S	FC2540-24S	2.38	-24	6.30	3.46	1.12	3.13		
FC5054-3224S	FC4054-3224S	FC2540-24S	2.81	-24	6.30	3.46	1.12	3.13		
FC5054-3232S	FC4054-3232S	FC2540-32S	2.81	-32	7.91	4.88	1.62	4.50		

*Internal skive crimp fittings cannot be crimped on FT1244 machines, except as follows: FC5258-0608S, FC5258-08S and FC5014-0808S fittings can be crimped on FT1244 machines by using special equipment and procedures.

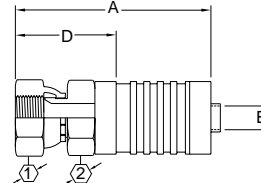
**See pages 108-112 for FC136 sizes 8 and 12. NOTE: For flanges, split flange halves, kits and O-Rings, see pages 176-179.

HOSE FITTINGS | CRIMP

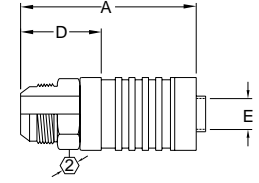
for use with hose
FC273, FC325



Male pipe
FC5322



SAE 37° (JIC) swivel
FC5321



SAE 37° (JIC) male flare
FC5323

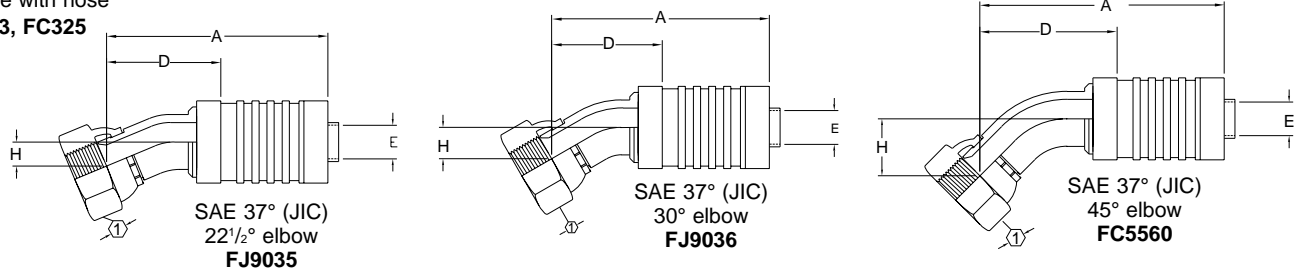
All dimensions in inches.

Complete Fitting Part Number	Component Part Numbers		Thread	Hose Size	A	D	E Ø	H	①	②
	Nipple Assy.	Socket								
Male pipe										
FC5322-1212S	FC2710-1212S	FC2717-12S	3/4-14	-12	3.56	1.44	.61		1.06	
FC5322-1616S	FC2710-1616S	FC2540-16S	1-11 1/2	-16	4.39	1.77	.78		1.38	
FC5322-2020S	FC2710-2020S	FC2717-20S	1 1/4-11 1/2	-20	4.51	1.87	1.05		1.69	
FC5322-2424S	FC2710-2424S	FC2717-24S	1 1/2-11 1/2	-24	5.07	2.02	1.26		2.00	
FC5322-3232S	FC2710-3232S	FC2717-32S	2-11 1/2	-32	5.36	2.33	1.69		2.62	
SAE 37° (JIC) swivel										
FC5321-1212S	FC4014-1212S	FC2717-12S	1 1/16-12	-12	3.81	1.70	.61		1.25	1.06
FC5321-1616S	FC4014-1616S	FC2540-16S	1 5/16-12	-16	4.52	1.91	.78		1.50	1.25
FC5321-2020S	FC4014-2020S	FC2717-20S	1 5/8-12	-20	4.77	2.12	1.05		2.00	1.56
FC5321-2420S	FC4014-2420S	FC2717-20S	1 7/8-12	-20	4.98	2.33	1.05		2.25	1.81
FC5321-2424S	FC4014-2424S	FC2717-24S	1 7/8-12	-24	5.45	2.40	1.26		2.25	1.81
FC5321-3232S	FC4014-3232S	FC2717-32S	2 1/2-12	-32	5.34	2.31	1.69		2.88	
SAE 37° (JIC) male flare										
FC5323-1212S	FC2697-1212S	FC2717-12S	1 1/16-12	-12	3.73	1.62	.61			1.12
FC5323-1616S	FC2697-1616S	FC2540-16S	1 5/16-12	-16	4.36	1.75	.78			1.38
FC5323-2020S	FC2697-2020S	FC2717-20S	1 5/8-12	-20	4.44	1.80	1.05			1.62
FC5323-2424S	FC2697-2424S	FC2717-24S	1 7/8-12	-24	5.09	2.04	1.26			1.88

*Internal skive crimp fittings cannot be crimped on FT1244 machines, except as follows: FC5258-0608s, FC5258-0808s and FC5014-0808s fittings can be crimped on FT1244 machines by using special equipment and procedures.

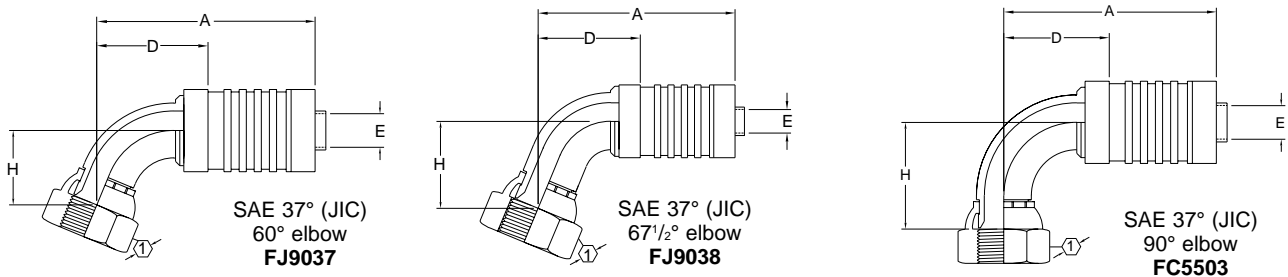
INTERNAL SKIVE CRIMP FITTINGS*

for use with hose
FC273, FC325



All dimensions in inches.

Complete Fitting Part Number	Component Part Numbers		Thread	Hose Size	A	D	EØ	H	①	②
	Nipple Assy.	Socket								
22½° elbow										
FJ9035-1212S	FJ8029-1212S	FC2717-12S	1½/16-12	-12	4.49	2.37	.61	.52	1.25	
FJ9035-1616S	FJ8029-1616S	FC2540-16S	1⁵/16-12	-16	5.71	3.10	.78	.69	1.50	
FJ9035-2020S	FJ8029-2020S	FC2717-20S	1⁵/8-12	-20	6.15	3.50	1.05	.80	2.00	
FJ9035-2424S	FJ8029-2424S	FC2717-24S	1⁷/8-12	-24	7.31	4.26	1.26	.95	2.25	
30° elbow										
FJ9036-1212S	FC4571-1212S	FC2717-12S	1½/16-12	-12	4.52	2.31	.61	.69	1.25	
FJ9036-1616S	FC4571-1616S	FC2540-16S	1⁵/16-12	-16	5.78	3.16	.78	.95	1.50	
FJ9036-2020S	FC4571-2020S	FC2717-20S	1⁵/8-12	-20	6.28	3.63	1.05	1.11	2.00	
FJ9036-2424S	FC4571-2424S	FC2717-24S	1⁷/8-12	-24	7.38	4.34	1.26	1.29	2.25	
45° elbow										
FC5560-1212S	FC4562-1212S	FC2717-12S	1½/16-12	-12	4.64	2.52	.61	1.16	1.25	
FC5560-1616S	FC4562-1616S	FC2540-16S	1⁵/16-12	-16	5.92	3.30	.78	1.53	1.50	
FC5560-2020S	FC4562-2020S	FC2717-20S	1⁵/8-12	-20	6.24	3.60	1.05	1.70	2.00	
FC5560-2424S	FC4562-2424S	FC2717-24S	1⁷/8-12	-24	7.37	4.32	1.26	1.99	2.25	

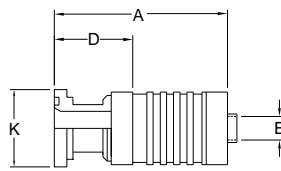


60° elbow										
FJ9037-1212S	FJ8030-1212S	FC2717-12S	1½/16-12	-12	4.62	2.51	.61	1.60	1.25	
FJ9037-1616S	FJ8030-1616S	FC2540-16S	1⁵/16-12	-16	5.82	3.20	.78	2.08	1.50	
FJ9037-2020S	FJ8030-2020S	FC2717-20S	1⁵/8-12	-20	6.18	3.54	1.05	2.33	2.00	
FJ9037-2424S	FJ8030-2424S	FC2717-24S	1⁷/8-12	-24	7.26	4.21	1.26	2.72	2.25	
67½° elbow										
FJ9038-1212S	FJ8031-1212S	FC2717-12S	1½/16-12	-12	4.55	2.43	.61	1.80	1.25	
FJ9038-1616S	FJ8031-1616S	FC2540-16S	1⁵/16-12	-16	5.76	3.14	.78	2.36	1.50	
FJ9038-2020S	FJ8031-2020S	FC2717-20S	1⁵/8-12	-20	6.06	3.41	1.05	2.62	2.00	
FJ9038-2424S	FJ8031-2424S	FC2717-24S	1⁷/8-12	-24	6.69	3.64	1.26	2.76	2.25	
90° elbow										
FC5503-1212S	FC4564-1212S	FC2717-12S	1½/16-12	-12	4.20	2.08	.61	2.35	1.25	
FC5503-1616S	FC4564-1616S	FC2540-16S	1⁵/16-12	-16	5.26	2.64	.78	3.04	1.50	
FC5503-2020S	FC4564-2020S	FC2717-20S	1⁵/8-12	-20	5.54	2.90	1.05	3.40	2.00	
FC5503-2424S	FC4564-2424S	FC2717-24S	1⁷/8-12	-24	6.51	3.46	1.26	3.95	2.25	

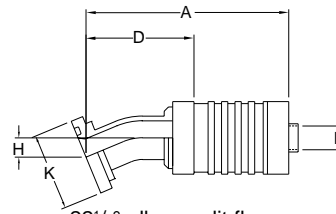
*Internal skive crimp fittings cannot be crimped on FT1244 machines, except as follows: FC5258-0608s, FC5258-0808s and FC5014-0808s fittings can be crimped on FT1244 machines by using special equipment and procedures.

This page is part of a complete catalog which contains technical and safety data that must be reviewed when selecting a product.

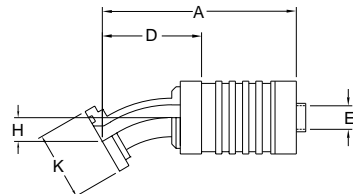
for use with Hose
FC273, FC325



**Straight split flange
FC5325 Code 62**



**22 1/2° elbow split flange
FC5372 Code 62**



**30° elbow split flange
FC5370 Code 62**

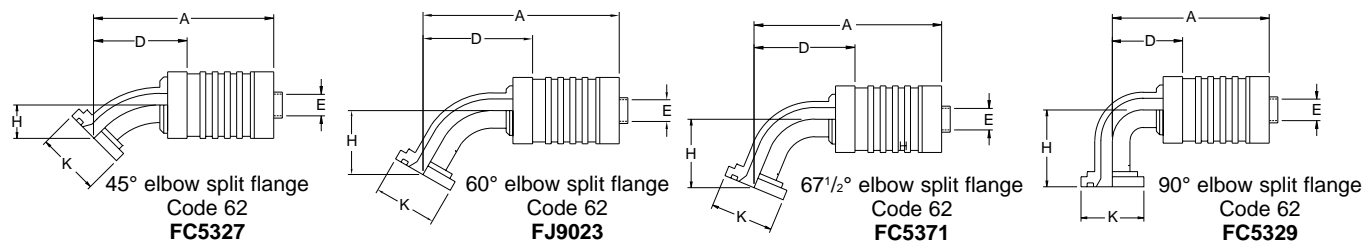
All dimensions in inches.

Complete Fitting Part Number	Component Part Numbers		Flange Head Dia. K Ø	Hose Size	A	D	E Ø	H	①	②
	Nipple Assy.	Socket								
Straight split flange – Code 62 (SAE J518)										
FC5325-1212S	FC4049-1212S	FC2717-12S	1.62	-12	4.56	2.44	.61			
FC5325-1612S	FC4049-1612S	FC2717-12S	1.88	-12	4.56	2.44	.61			
FC5325-1616S	FC4049-1616S	FC2540-16S	1.88	-16	5.61	3.00	.78			
FC5325-2016S	FC4049-2016S	FC2540-16S	2.12	-16	5.61	3.00	.78			
FC5325-2020S	FC4049-2020S	FC2717-20S	2.12	-20	5.68	3.03	1.05			
FC5325-2420S	FC4049-2420S	FC2717-20S	2.50	-20	5.68	3.03	1.05			
FC5325-2424S	FC4049-2424S	FC2717-24S	2.50	-24	6.85	3.80	1.26			
FC5325-3224S	FC4049-3224S	FC2717-24S	3.12	-24	6.85	3.80	1.26			
FC5325-3232S	FC4049-3232S	FC2717-32S	3.12	-32	7.82	4.80	1.69			
22 1/2° elbow split flange – Code 62 (SAE J518)										
FC5372-1212S	FC4374-1212S	FC2717-12S	1.62	-12	4.28	2.17	.61	.44		
FC5372-1612S	FC4374-1612S	FC2717-12S	1.88	-12	4.28	2.17	.61	.44		
FC5372-1616S	FC4374-1616S	FC2540-16S	1.88	-16	5.10	2.48	.78	.44		
FC5372-2016S	FC4374-2016S	FC2540-16S	2.12	-16	5.10	2.48	.78	.44		
FC5372-2020S	FC4374-2020S	FC2717-20S	2.12	-20	5.44	2.79	1.05	.50		
FC5372-2420S	FC4374-2420S	FC2717-20S	2.50	-20	5.44	2.79	1.05	.50		
FC5372-2424S	FC4374-2424S	FC2717-24S	2.50	-24	6.55	3.50	1.26	.63		
FC5372-3224S	FC4374-3224S	FC2717-24S	3.12	-24	6.55	3.50	1.26	.63		
FC5372-3232S	FC4374-3232S	FC2717-32S	3.12	-32	7.82	4.80	1.69	.88		
30° elbow split flange – Code 62 (SAE J518)										
FC5370-1212S	FC4387-1212S	FC2717-12S	1.62	-12	4.23	2.12	.61	.58		
FC5370-1612S	FC4387-1612S	FC2717-12S	1.88	-12	4.23	2.12	.61	.58		
FC5370-1616S	FC4387-1616S	FC2540-16S	1.88	-16	5.20	2.58	.78	.62		
FC5370-2016S	FC4387-2016S	FC2540-16S	2.12	-16	5.20	2.58	.78	.62		
FC5370-2020S	FC4387-2020S	FC2717-20S	2.12	-20	5.61	2.96	1.05	.72		
FC5370-2420S	FC4387-2420S	FC2717-20S	2.50	-20	5.61	2.96	1.05	.72		
FC5370-2424S	FC4387-2424S	FC2717-24S	2.50	-24	6.67	3.62	1.26	.88		
FC5370-3224S	FC4387-3224S	FC2717-24S	3.12	-24	6.67	3.62	1.26	.88		
FC5370-3232S	FC4387-3232S	FC2717-32S	3.12	-32	8.06	5.04	1.69	1.25		

*Internal skive crimp fittings cannot be crimped on FT1244 machines, except as follows: FC5258-0608S, FC5258-0808S and FC5014-0808S fittings can be crimped on FT1244 machines by using special equipment and procedures.
NOTE: For flanges, split flange halves, kits and O-Rings, see pages 176-179.

INTERNAL SKIVE CRIMP FITTINGS*

for use with hose
FC273, FC325



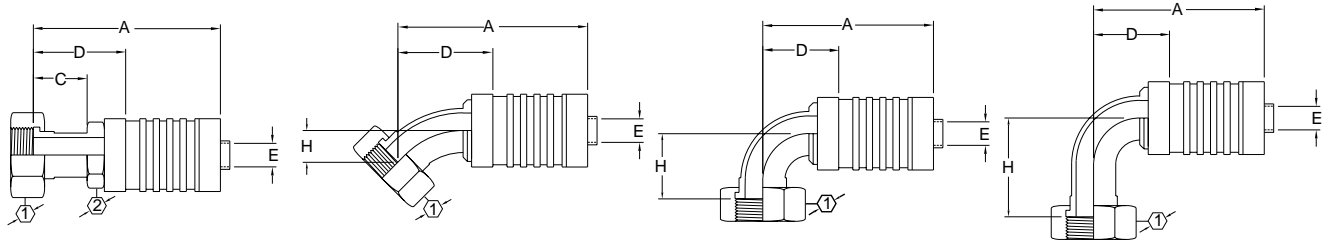
All dimensions in inches.

Complete Fitting Part Number	Component Part Numbers		Flange Head Dia. K Ø	Hose Size	A	D	E Ø	H	①	②
	Nipple Assy.	Socket								
45° elbow split flange – Code 62 (SAE J518)										
FC5327-1212S	FC4051-1212S	FC2717-12S	1.62	-12	4.48	2.37	.61	1.00		
FC5327-1612S	FC4051-1612S	FC2717-12S	1.88	-12	4.48	2.37	.61	1.00		
FC5327-1616S	FC4051-1616S	FC2540-16S	1.88	-16	5.44	2.83	.78	1.06		
FC5327-2016S	FC4051-2016S	FC2540-16S	2.12	-16	5.44	2.83	.78	1.06		
FC5327-2020S	FC4051-2020S	FC2717-20S	2.12	-20	5.70	3.05	1.05	1.15		
FC5327-2420S	FC4051-2420S	FC2717-20S	2.50	-20	5.70	3.05	1.05	1.15		
FC5327-2424S	FC4051-2424S	FC2717-24S	2.50	-24	6.79	3.74	1.26	1.40		
FC5327-3224S	FC4051-3224S	FC2717-24S	3.12	-24	6.70	3.65	1.26	1.41		
FC5327-3232S	FC4051-3232S	FC2717-32S	3.12	-32	8.23	5.20	1.69	2.00		
60° elbow split flange – Code 62 (SAE J518)										
FJ9023-1212S	FC4582-1212S	FC2717-12S	1.62	-12	4.51	2.40	.61	1.41		
FJ9023-1612S	FC4582-1612S	FC2717-12S	1.88	-12	4.51	2.40	.61	1.41		
FJ9023-1616S	FC4582-1616S	FC2540-16S	1.88	-16	5.48	2.87	.78	1.50		
FJ9023-2016S	FC4582-2016S	FC2540-16S	2.12	-16	5.48	2.87	.78	1.50		
FJ9023-2020S	FC4582-2020S	FC2717-20S	2.12	-20	5.80	3.15	1.05	1.66		
FJ9023-2420S	FC4582-2420S	FC2717-20S	2.50	-20	5.80	3.15	1.05	1.66		
FJ9023-2424S	FC4582-2424S	FC2717-24S	2.50	-24	6.85	3.80	1.26	2.00		
FJ9023-3224S	FC4582-3224S	FC2717-24S	3.12	-24	6.85	3.80	1.26	2.00		
FJ9023-3232S	FC4582-3232S	FC2717-32S	3.12	-32	8.38	5.36	1.69	2.88		
67 1/2° elbow split flange – Code 62 (SAE J518)										
FC5371-1212S	FC4373-1212S	FC2717-12S	1.62	-12	4.46	2.35	.61	1.60		
FC5371-1612S	FC4373-1612S	FC2717-12S	1.88	-12	4.46	2.35	.61	1.60		
FC5371-1616S	FC4373-1616S	FC2540-16S	1.88	-16	5.50	2.89	.78	1.75		
FC5371-2016S	FC4373-2016S	FC2540-16S	2.12	-16	5.50	2.89	.78	1.75		
FC5371-2020S	FC4373-2020S	FC2717-20S	2.12	-20	5.76	3.12	1.05	1.90		
FC5371-2420S	FC4373-2420S	FC2717-20S	2.50	-20	5.76	3.12	1.05	1.90		
FC5371-2424S	FC4373-2424S	FC2717-24S	2.50	-24	6.38	3.33	1.26	2.00		
FC5371-3224S	FC4373-3224S	FC2717-24S	3.12	-24	6.38	3.33	1.26	2.00		
FC5371-3232S	FC4373-3232S	FC2717-32S	3.12	-32	8.27	5.24	1.69	3.25		
90° elbow split flange – Code 62 (SAE J518)										
FC5329-1212S	FC4053-1212S	FC2717-12S	1.62	-12	4.20	2.08	.61	2.13		
FC5329-1612S	FC4053-1612S	FC2717-12S	1.88	-12	4.20	2.08	.61	2.13		
FC5329-1616S	FC4053-1616S	FC2540-16S	1.88	-16	5.26	2.64	.78	2.38		
FC5329-2016S	FC4053-2016S	FC2540-16S	2.12	-16	5.26	2.64	.78	2.38		
FC5329-2020S	FC4053-2020S	FC2717-20S	2.12	-20	5.54	2.90	1.05	2.62		
FC5329-2420S	FC4053-2420S	FC2717-20S	2.50	-20	5.54	2.90	1.05	2.62		
FC5329-2424S	FC4053-2424S	FC2717-24S	2.50	-24	6.51	3.46	1.26	3.12		
FC5329-3224S	FC4053-3224S	FC2717-24S	3.12	-24	6.51	3.46	1.26	3.12		
FC5329-3232S	FC4053-3232S	FC2717-32S	3.12	-32	7.90	4.88	1.69	4.50		

*Internal skive crimp fittings cannot be crimped on FT1244 machines, except as follows: FC5258-0608S, FC5258-0808S and FC5014-0808S fittings can be crimped on FT1244 machines by using special equipment and procedures.

NOTE: For flanges, split flange halves, kits and O-Rings, see pages 176-179.

for use with hose **FC273, FC325**



ORS® Swivel Straight
FJ9718

ORS® Swivel 45° elbow
FJ9719

ORS® Swivel 90° elbow (short)
FJ9720

ORS® Swivel 90° elbow (long)
FJ9721

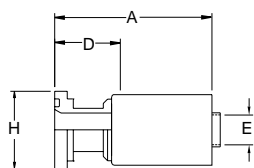
All dimensions in inches.

Complete Fitting Part Number	Component Part Numbers		Thread	Hose Size	A	C	D	E Ø	H	①	②
	Nipple Assy.	Socket									
Straight											
FJ9718-1212S	FJ8608-1212S	FC2717-12S	1 ³ / ₁₆ -12	-12	3.82	1.07	1.70	.61		1.38	1.12
FJ9718-1616S	FJ8608-1616S	FC2540-16S	1 ⁷ / ₁₆ -12	-16	4.64	1.14	2.03	.78		1.62	1.38
FJ9718-2020S	FJ8608-2020S	FC2717-20S	1 ¹¹ / ₁₆ -12	-20	4.68	1.13	2.03	1.05		1.88	1.62
FJ9718-2424S	FJ8608-2424S	FC2717-24S	2-12	-24	5.14	1.00	2.09	1.26		2.25	2.00
45° elbow											
FJ9719-1212S	FJ8611-1212S	FC2717-12S	1 ³ / ₁₆ -12	-12	4.30		2.19	.56	.83	1.38	
FJ9719-1616S	FJ8611-1616S	FC2540-16S	1 ⁷ / ₁₆ -12	-16	5.45		2.84	.76	.90	1.62	
FJ9719-2020S	FJ8611-2020S	FC2717-20S	1 ¹¹ / ₁₆ -12	-20	5.40		2.75	1.01	1.00	1.88	
FJ9719-2424S	FJ8611-2424S	FC2717-24S	2-12	-24	6.41		3.36	1.19	1.07	2.25	
90° elbow (short)											
FJ9720-1212S	FJ8614-1212S	FC2717-12S	1 ³ / ₁₆ -12	-12	4.20		2.08	.56	1.88	1.38	
FJ9720-1616S	FJ8614-1616S	FC2540-16S	1 ⁷ / ₁₆ -12	-16	5.16		2.54	.76	2.21	1.62	
FJ9720-2020S	FJ8614-2020S	FC2717-20S	1 ¹¹ / ₁₆ -12	-20	5.48		2.84	1.01	2.51	1.88	
FJ9720-2424S	FJ8614-2424S	FC2717-24S	2-12	-24	6.51		3.46	1.19	2.70	2.25	
90° elbow (long)											
FJ9721-1212S	FJ8717-1212S	FC2717-12S	1 ³ / ₁₆ -12	-12	4.20		2.08	.56	3.78	1.38	
FJ9721-1616S	FJ8717-1616S	FC2540-16S	1 ⁷ / ₁₆ -12	-16	5.26		2.64	.76	4.50	1.62	
FJ9721-2020S	FJ8717-2020S	FC2717-20S	1 ¹¹ / ₁₆ -12	-20	5.54		2.90	1.01	5.09	1.88	
FJ9721-2424S	FJ8717-2424S	FC2717-24S	2-12	-24	6.51		3.46	1.19	5.54	2.25	

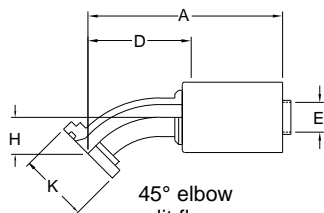
*Internal skive crimp fittings cannot be crimped on FT1244 machines, except as follows: FC5258-0608S, FC5258-0808S and FC5014-0808S fittings can be crimped on FT1244 machines by using special equipment and procedures.
NOTE: see page 178 for O-Rings.

INTERNAL SKIVE CRIMP FITTINGS*

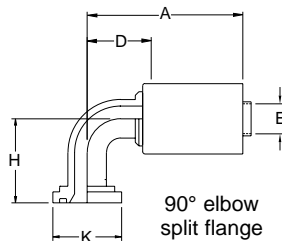
for use with hose **FC606**



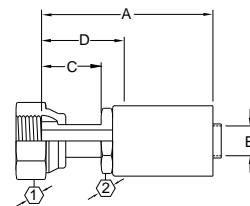
Straight split flange
FJ7261
Code 62



45° elbow
split flange
FJ7274
Code 62



90° elbow
split flange
FJ7277
Code 62



ORS® straight
FJ7260

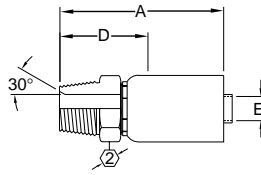
All dimensions in inches.

Complete Fitting Part Number	Component Part Numbers		Flange Head Dia. K Ø Thread	Hose Size	A	C	D	E Ø	H	①	②
	Nipple Assy.	Socket									
Straight split flange – Code 62 (SAE J518)											
FJ7261-1616S	FJ6261-1616S	FC1601-16S	1.88	-16	5.66		3.02	.76			
FJ7261-1620S	FJ6261-1620S	FC1601-20S	1.88	-20	6.15		3.06	.76			
FJ7261-2020S	FJ6261-2020S	FC1601-20S	2.12	-20	6.18		3.10	.94			
45° elbow split flange – Code 62 (SAE J518)											
FJ7274-1616S	FJ6274-1616S	FC1601-16S	1.88	-16	5.50		2.86	.76	1.06		
FJ7274-2020S	FJ6274-2020S	FC1601-20S	2.12	-20	6.20		3.11	.94	1.15		
90° elbow split flange – Code 62 (SAE J518)											
FJ7277-1616S	FJ6277-1616S	FC1601-16S	1.88	-16	5.31		2.67	.76	2.38		
FJ7277-2020S	FJ6277-2020S	FC1601-20S	2.12	-20	6.05		2.96	.94	2.62		
ORS® straight											
FJ7260-1616S	FJ6260-1616S	FC1601-16S	1 7/16-12	-16	4.33	1.14	1.69	.78		1.62	1.38

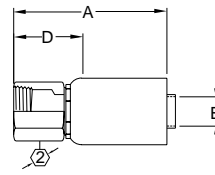
*Internal skive crimp fittings cannot be crimped on FT1244 machines, except as follows: FC5258-0608s, FC5258-0808s and FC5014-0808s fittings can be crimped on FT1244 machines by using special equipment and procedures.

NOTE: For flanges, split flange halves, kits and O-Rings, see pages 176-179.

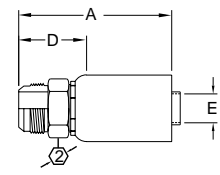
for use with Hose
FC372, FC373, FC374, FC375, FC690



Male Pipe
FC5805



Female Pipe
FC5806



SAE 37° (JIC) male Flare
FC5807

All dimensions in inches.

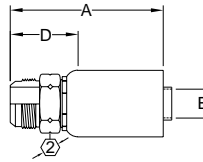
NOTE: Fittings on this page may be swaged or crimped. See bulletin JA55 for crimp information.

Complete Fitting Part Number	Die Part No.	Pusher Part No.	Thread	Hose Size	A	D	E Ø	H	①	②
Male Pipe										
FC5805-0202S	FT1243-100-2†	FT1243-150-1	1/8-27	-02	1.48	.92	.07			.56
FC5805-0203S	FT1243-100-3†	FT1243-150-1	1/8-27	-03	1.87	1.08	.10			.56
FC5805-0403S	FT1243-100-3†	FT1243-150-4	1/4-18	-03	2.06	1.26	.10			.69
FC5805-0603S	FT1243-100-3†	FT1243-150-5	3/8-18	-03	2.16	1.36	.10			.75
FC5805-0204S	FT1243-100-4†	FT1243-150-2	1/8-27	-04	1.98	1.08	.15			.62
FC5805-0404S	FT1243-100-4†	FT1243-150-4	1/4-18	-04	2.16	1.26	.15			.69
FC5805-0604S	FT1243-100-4†	FT1243-150-5	3/8-18	-04	2.26	1.36	.15			.75
FC5805-0405S	FT1243-100-5†	FT1243-150-4	1/4-18	-05	2.34	1.06	.22			.69
FC5805-0605S	FT1243-100-5†	FT1243-150-5	3/8-18	-05	2.34	1.06	.22			.75
FC5805-0406S	FT1243-100-6†	FT1243-150-5	1/4-18	-06	2.51	1.06	.28			.75
FC5805-0606S	FT1243-100-6†	FT1243-150-5	3/8-18	-06	2.51	1.06	.28			.75
FC5805-0806S	FT1243-100-6†	FT1243-150-5	1/2-14	-06	2.80	1.35	.28			.94
FC5805-0608S	FT1243-100-8†	FT1243-150-8	3/8-18	-08	2.71	1.06	.38			.88
FC5805-0808S	FT1243-100-8†	FT1243-150-9	1/2-14	-08	3.00	1.35	.38			.94
FC5805-0810S	FT1243-100-10†	FT1243-150-9	1/2-14	-10	3.20	1.38	.50			1.25
FC5805-1212S	FT1243-100-12†	FT1243-150-11	3/4-14	-12	3.20	1.35	.59			1.12
FC5805-1616S	FT1243-100-16†	FT1243-150-13	1-11/2	-16	3.97	1.58	.81			1.38
Female pipe										
FC5806-0404S	FT1243-100-4	FT1243-250-2	1/4-18	-04	2.23	1.33	.15			.75
FC5806-0808S	FT1243-100-8	FT1243-250-6	1/2-14	-08	2.98	1.33	.38			1.06
SAE 37° (JIC) male flare										
FC5807-0403S	FT1243-100-3†	FT1243-150-1	7/16-20	-03	2.10	1.30	.10			.56
FC5807-0404S	FT1243-100-4†	FT1243-150-2	7/16-20	-04	2.18	1.28	.15			.62
FC5807-0504S	FT1243-100-4†	FT1243-150-2	1/2-20	-04	2.18	1.28	.15			.62
FC5807-0505S	FT1243-100-5†	FT1243-150-2	1/2-20	-05	2.32	1.05	.22			.62
FC5807-0605S	FT1243-100-5†	FT1243-150-4	9/16-18	-05	2.33	1.06	.22			.69
FC5807-0606S	FT1243-100-6†	FT1243-150-5	9/16-18	-06	2.54	1.09	.28			.75
FC5807-0806S	FT1243-100-6†	FT1243-150-7	3/4-16	-06	2.64	1.19	.28			.81
FC5807-0808S	FT1243-100-8†	FT1243-150-8	3/4-16	-08	2.81	1.16	.38			.88
FC5807-1008S	FT1243-100-8†	FT1243-150-9	7/8-14	-08	3.04	1.39	.38			.94
FC5807-1010S	FT1243-100-10†	FT1243-150-9	7/8-14	-10	3.21	1.39	.48			1.06
FC5807-1208S	FT1243-100-8†	FT1243-150-11	1 1/16-12	-08	3.08	1.44	.38			1.12
FC5807-1212S	FT1243-100-12†	FT1243-150-11	1 1/16-12	-12	3.26	1.42	.59			1.12

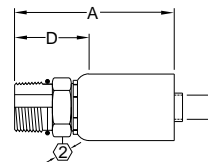
†Two die sets are required for FT1243-100.

POLYON SWAGE FITTINGS

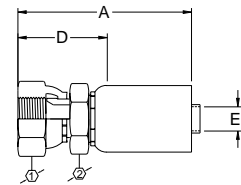
for use with hose
**FC372, FC373,
 FC374, FC375,
 FC690**



SAE 45° male flare
FC5808



SAE straight thread
 O-Ring male** **FC5809**



SAE 37° (JIC) swivel
FC5810

All dimensions in inches.

NOTE: Fittings on this page may be swaged or crimped. See bulletin JA55 for crimp information.

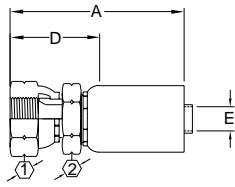
Complete Fitting Part Number	Die Part No.	Pusher Part No.	Thread	Hose Size	A	D	E \varnothing	H	①	②
SAE 45° male flare										
FC5808-0504S	FT1243-100-4†	FT1243-150-2	1/2-20	-04	2.19	1.29	.15			.62
FC5808-0605S	FT1243-100-5†	FT1243-150-5	9/16-18	-05	2.50	1.22	.22			.75
FC5808-0606S	FT1243-100-6†	FT1243-150-5	9/16-18	-06	2.60	1.15	.28			.75
FC5808-0808S	FT1243-100-8†	FT1243-150-8	3/4-16	-08	2.97	1.32	.38			.88
Male O-Ring boss										
FC5809-0403S	FT1243-100-3†	FT1243-150-1	7/16-20	-03	1.91	1.11	.10			.56
FC5809-0504S	FT1243-100-4†	FT1243-150-2	1/2-20	-04	1.99	1.09	.15			.62
FC5809-0604S	FT1243-100-4†	FT1243-150-4	9/16-18	-04	2.02	1.12	.15			.69
FC5809-0606S	FT1243-100-6†	FT1243-150-5	9/16-18	-06	2.37	.92	.28			.75
FC5809-0806S	FT1243-100-6†	FT1243-150-8	3/4-16	-06	2.42	.97	.28			.88
FC5809-0808S	FT1243-100-8†	FT1243-150-9	3/4-16	-08	2.72	1.07	.38			.94
FC5809-1008S	FT1243-100-8†	FT1243-150-18	7/8-14	-08	2.78	1.13	.38			1.06
FC5809-1010S	FT1243-100-10†	FT1243-150-8	7/8-14	-10	2.95	1.13	.48			1.06
SAE 37° (JIC) swivel										
FC5810-0402S	FT1243-100-2†	FT1243-250-11	1/16-20	-02	1.81	1.12	.07		.62	.56
FC5810-0303S	FT1243-100-3†	FT1243-250-17	3/8-24	-03	2.12	1.32	.10		.56	.56
FC5810-0403S*	FT1243-100-3†	FT1243-250-10	7/16-20	-03	2.20	1.40	.10		.62	.56
FC5810-0503S	FT1243-100-3†	FT1243-250-1	1/2-20	-03	2.22	1.42	.10		.75	.56
FC5810-0404S*	FT1243-100-4†	FT1243-250-11	7/16-20	-04	2.37	1.47	.15		.62	.62
FC5810-0504S	FT1243-100-4†	FT1243-250-12	1/2-20	-04	2.40	1.50	.15		.75	.62
FC5810-0604S	FT1243-100-4†	FT1243-250-12	9/16-18	-04	2.40	1.50	.15		.75	.62
FC5810-0505S	FT1243-100-5†	FT1243-250-12	1/2-20	-05	2.48	1.20	.22		.75	.62
FC5810-0605S	FT1243-100-5†	FT1243-250-12	9/16-18	-05	2.54	1.26	.22		.75	.62
FC5810-0606S*	FT1243-100-6†	FT1243-250-14	9/16-18	-06	2.76	1.32	.28		.75	.75
FC5810-0806S	FT1243-100-6†	FT1243-250-4	3/4-16	-06	2.81	1.36	.28		.94	.75
FC5810-1006S	FT1243-100-6†	FT1243-250-5	7/8-14	-06	2.90	1.46	.28	1.00		.88
FC5810-0808S*	FT1243-100-8†	FT1243-250-15	3/4-16	-08	3.11	1.46	.38		.94	.88
FC5810-1008S	FT1243-100-8†	FT1243-250-5	7/8-14	-08	3.10	1.46	.38	1.00		.88
FC5810-1208S	FT1243-100-8†	FT1243-250-7	1 1/16-12	-08	3.19	1.54	.38	1.25		1.00
FC5810-1010S	FT1243-100-10†	FT1243-250-5	7/8-14	-10	3.36	1.54	.50	1.00		1.00
FC5810-1212S*	FT1243-100-12†	FT1243-250-7	1 1/16-12	-12	3.39	1.54	.59	1.25		1.12
FC5810-1616S*	FT1243-100-16†	FT1243-250-8	1 5/16-12	-16	4.14	1.74	.78	1.50		1.38

*Also available in 316 stainless steel, substitute -259 for S in base part number when ordering.

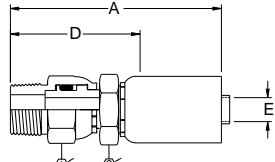
**22617 O-Ring supplied, see page 178 for additional O-Rings.

† Two die sets are required for FT1243-100.

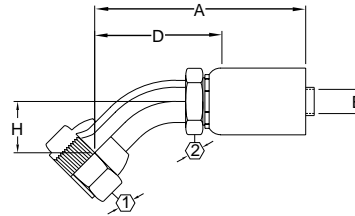
for use with Hose
FC372, FC373, FC374, FC375, FC690



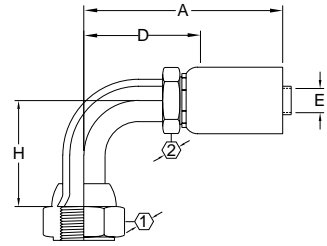
SAE 45° swivel



Male pipe swivel



45° elbow universal swivel
FC5936
SAE 37° (JIC) swivel
FC5813



90° elbow universal swivel
FC5937
SAE 37° (JIC) swivel
FC5814

All dimensions in inches.

NOTE: Fittings on this page may be swaged or crimped. See bulletin JA55 for crimp information.

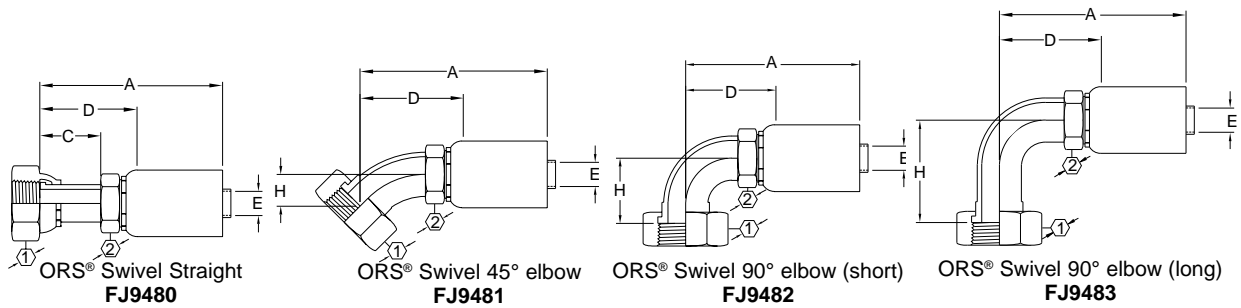
Complete Fitting Part Number	Die Part No.	Pusher Part No.	Thread	Hose Size	A	D	EØ	H	①	②
SAE 45° swivel										
FC5811-0403S	FT1243-100-3†	FT1243-250-10	7/16-20	-03	2.20	1.40	.10		.62	.56
FC5811-0503S	FT1243-100-3†	FT1243-250-1	1/2-20	-03	2.22	1.42	.10		.75	.56
FC5811-0404S	FT1243-100-4†	FT1243-250-11	7/16-20	-04	2.37	1.47	.15		.62	.62
FC5811-0504S	FT1243-100-4†	FT1243-250-12	1/2-20	-04	2.40	1.50	.15		.75	.62
FC5811-0604S	FT1243-100-4†	FT1243-250-3	5/8-18	-04	2.40	1.51	.15		.81	.62
FC5811-0505S	FT1243-100-5†	FT1243-250-12	1/2-20	-05	2.48	1.20	.22		.75	.62
FC5811-0605S	FT1243-100-5†	FT1243-250-3	5/8-18	-05	2.57	1.30	.22		.81	.62
FC5811-0606S	FT1243-100-6†	FT1243-250-13	5/8-18	-06	2.76	1.32	.28		.81	.75
FC5811-0806S	FT1243-100-6†	FT1243-250-4	3/4-16	-06	2.81	1.36	.28		.94	.75
FC5811-0808S	FT1243-100-8†	FT1243-250-15	3/4-16	-08	3.11	1.46	.38		.94	.88
FC5811-1008S	FT1243-100-8†	FT1243-250-5	7/8-14	-08	3.10	1.46	.38		1.00	.88
Male pipe swivel										
FC5812-0404S	FT1243-100-4†	FT1243-150-3	1/4-18	-04	2.74	1.84	.15		.69	.62
FC5812-0606S	FT1243-100-6†	FT1243-150-6	3/8-18	-06	3.18	1.73	.28		.75	.75
FC5812-0808S	FT1243-100-8†	FT1243-150-10	1/2-14	-08	3.66	1.96	.38		.94	.88
FC5812-1212S	FT1243-100-12†	FT1243-150-12	3/4-14	-12	3.88	2.03	.58		1.12	1.12
45° elbow universal swivel/SAE 37° (JIC) swivel										
FC5936-0403S	FT1243-100-3†	FT1243-550-4	7/16-20	-03	2.09	1.29	.10	.33	.56	.56
FC5936-0504S	FT1243-100-4†	FT1243-550-5	1/2-20	-04	2.26	1.36	.15	.36	.62	.62
FC5813-0605S	FT1243-100-5†	FT1243-550-6	9/16-18	-05	2.49	1.21	.22	.39	.69	.62
FC5813-0606S	FT1243-100-6†	FT1243-550-8	9/16-18	-06	2.66	1.21	.24	.39	.69	.75
FC5936-0806S	FT1243-100-6†	FT1243-550-8	3/4-16	-06	3.01	1.56	.28	.55	.88	.88
FC5936-0808S	FT1243-100-8†	FT1243-550-8	3/4-16	-08	3.21	1.56	.37	.55	.88	.88
FC5936-1008S	FT1243-100-8†	FT1243-550-10	7/8-14	-08	3.31	1.66	.38	.64	1.00	.88
FC5813-1212S	FT1243-100-12†	FT1243-550-12	1 1/16-12	-12	3.75	1.91	.58	.77	1.25	1.12
FC5813-1616S	FT1243-100-16†	FT1242-550-16	1 5/16-12	-16	4.57	2.33	.81	1.07	1.50	1.38
90° elbow universal swivel/SAE 37° (JIC) swivel										
FC5937-0403S	FT1243-100-3†	FT1243-550-4	7/16-20	-03	1.99	1.19	.10	.68	.56	.56
FC5937-0404S	FT1243-100-4†	FT1243-550-5	7/16-20	-04	2.08	1.19	.15	.68	.56	.62
FC5937-0504S	FT1243-100-4†	FT1243-550-5	1/2-20	-04	2.15	1.25	.15	.76	.62	.62
FC5814-0605S	FT1243-100-5†	FT1243-550-6	9/16-18	-05	2.38	1.11	.22	.85	.69	.62
FC5814-0606S	FT1243-100-6†	FT1243-550-8	9/16-18	-06	2.56	1.11	.28	.85	.69	.75
FC5937-0806S	FT1243-100-6†	FT1243-550-8	3/4-16	-06	2.78	1.33	.28	1.09	.88	.75
FC5937-0808S	FT1243-100-8†	FT1243-550-8	3/4-16	-08	2.98	1.33	.38	1.09	.88	.88
FC5937-1008S	FT1243-100-8†	FT1243-550-10	7/8-14	-08	3.01	1.36	.38	1.23	1.00	.88
FC5814-1212S	FT1243-100-12†	FT1243-550-12	1 1/16-12	-12	3.71	1.86	.59	1.82	1.25	1.12
FC5814-1616S	FT1243-100-16†	FT1243-550-16	1 5/16-12	-16	4.53	2.14	.81	2.39	1.50	1.38

† Two die sets are required for FT1243-100.

POLYON SWAGE FITTINGS

for use with hose

FC372,
FC373,
FC374,
FC375,
FC690



All dimensions in inches.

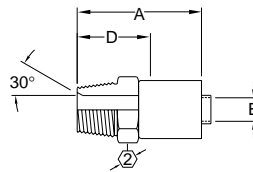
NOTE: Fittings on this page may be swaged or crimped. See bulletin JA55 for crimp information.

Complete Fitting Part Number	Die Part No.	Pusher Part No.	Thread T	Hose Size	A	C	D	E Ø	H	①	②
Straight											
FJ9480-0404S	FT1243-100-4†	FT1243-650-4	9/16-18	-04	2.43	.62	1.54	.15		.69	.62
FJ9480-0606S	FT1243-100-6†	FT1243-650-6	11/16-16	-06	2.86	.72	1.42	.26		.81	.75
FJ9480-0808S	FT1243-100-8†	FT1243-650-8	13/16-16	-08	3.35	.87	1.71	.38		.94	.88
FJ9480-1010S	FT1243-100-10†	FT1243-650-10	1-14	-10	3.63	.97	1.81	.50		1.12	1.00
FJ9480-1212S	FT1243-100-12†	FT1243-650-12	13/16-12	-12	3.65	1.07	1.80	.58		1.38	1.12
FJ9480-1616S	FT1243-100-16†	FT1243-650-16	17/16-12	-16	4.41	1.14	2.02	.78		1.62	1.38
45° elbow											
FJ9481-0404S	FT1243-100-4†	FT1243-550-4	9/16-18	-04	2.30		1.40	.15	.41	.69	.62
FJ9481-0606S	FT1243-100-6†	FT1243-550-6	11/16-16	-06	2.70		1.26	.24	.43	.81	.75
FJ9481-0808S	FT1243-100-8†	FT1243-550-8	13/16-16	-08	3.25		1.61	.37	.59	.94	.88
FJ9481-1212S	FT1243-100-12†	FT1243-550-12	13/16-12	-12	3.81		1.96	.58	.83	1.38	1.12
FJ9481-1616S	FT1243-100-16†	FT1243-550-16	17/16-12	-16	4.60		2.21	.76	.94	1.62	1.38
90° elbow (short)											
FJ9482-0404S	FT1243-100-4†	FT1243-550-4	9/16-18	-04	2.15		1.25	.15	.82	.69	.62
FJ9482-0606S	FT1243-100-6†	FT1243-550-6	11/16-16	-06	2.68		1.24	.24	.90	.81	.75
FJ9482-0808S	FT1243-100-8†	FT1243-550-8	13/16-16	-08	3.10		1.46	.37	1.15	.94	.88
FJ9482-1212S	FT1243-100-12†	FT1243-550-12	13/16-12	-12	3.71		1.86	.58	1.88	1.38	1.12
FJ9482-1616S	FT1243-100-16†	FT1243-550-16	17/16-12	-16	4.53		2.14	.76	2.21	1.62	1.38
90° elbow (long)											
FJ9483-0404S	FT1243-100-4†	FT1243-550-4	9/16-18	-04	2.15		1.25	.15	1.80	.69	.62
FJ9483-0606S	FT1243-100-6†	FT1243-550-6	11/16-16	-06	2.68		1.24	.24	2.13	.81	.75
FJ9483-0808S	FT1243-100-8†	FT1243-550-8	13/16-16	-08	3.10		1.46	.37	2.51	.94	.88
FJ9483-1212S	FT1243-100-12†	FT1243-550-12	13/16-12	-12	3.71		1.86	.58	3.78	1.38	1.12
FJ9483-1616S	FT1243-100-16†	FT1243-550-16	17/16-12	-16	4.53		2.14	.76	4.50	1.62	1.38

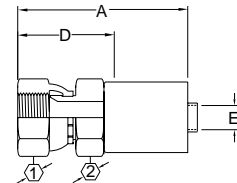
† Two die sets are required for FT1243-100.
See page 178 for O-Rings.

PTFE CRIMP FITTINGS

for use with hose
2807, FC186, FC465, FC645



Male Pipe
FC9846



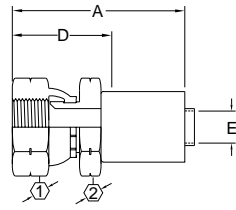
SAE 37° (JIC) swivel

All dimensions in inches.

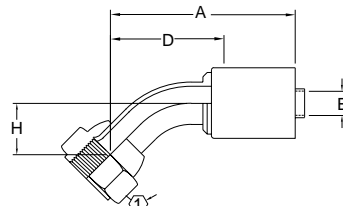
Complete Fitting Part Number	Component Part Numbers		Thread	Hose Size	A	D	EØ	H	①	②
	Nipple Assy.	Socket								
Male pipe										
FC9846-0204S*	FC3680-0204S**	FC3596-04S	1/8-27	-04	1.25	.66	.12			.44
FC9846-0404S*	FC3680-0404S**	FC3596-04S	1/4-18	-04	1.50	.91	.12			.56
FC9846-0405S*	FC3680-0405S**	FC3443-04S	1/4-18	-05	1.40	.91	.19			.56
FC9846-0406S*	FC3680-0406S**	FC3443-05S	1/4-18	-06	1.40	.91	.25			.56
FC9846-0606S*	FC3680-0606S**	FC3443-05S	3/8-18	-06	1.40	.91	.25			.69
FC9846-0608S*	FC3680-0608S**	FC3596-08S	3/8-18	-08	1.80	.91	.34			.69
FC9846-0808S*	FC3680-0808S**	FC3596-08S	1/2-14	-08	2.04	1.16	.34			.88
FC9846-0810S*	FC3680-0810S**	FC3443-08S	1/2-14	-10	2.04	1.16	.44			.88
FC9846-1212S*	FC3680-1212S**	FC3596-12S	3/4-14	-12	2.04	1.16	.56			1.06
FC9846-1616S*	FC3680-1616S**	FC3596-16S	1-11 1/2	-16	2.32	1.44	.80			1.38
Male pipe - stainless steel										
FC9846-0204-333	FC3680-0204-329	FC3596-04C	1/8-27	-04	1.25	.66	.12			.44
FC9846-0404-333	FC3680-0404-329	FC3596-04C	1/4-18	-04	1.50	.91	.12			.56
FC9846-0405-333	FC3680-0405-329	FC3443-04C	1/4-18	-05	1.40	.91	.19			.56
FC9846-0406-333	FC3680-0406-329	FC3443-05C	1/4-18	-06	1.40	.91	.25			.56
FC9846-0606-333	FC3680-0606-329	FC3443-05C	3/8-18	-06	1.40	.91	.25			.69
FC9846-0608-333	FC3680-0608-329	FC3596-08C	3/8-18	-08	1.80	.91	.34			.69
FC9846-0810-333	FC3680-0810-329	FC3443-08C	1/2-14	-10	2.04	1.16	.44			.88
FC9846-1212-333	FC3680-1212-329	FC3596-12C	3/4-14	-12	2.04	1.16	.56			1.06
FC9846-1616-333	FC3680-1616-329	FC3596-16C	1-11 1/2	-16	2.32	1.44	.80			1.38
SAE 37° (JIC) swivel										
FC9779-0404S†	FC8779-0404S†	FC3596-04S	7/16-20	-04	1.55	.96	.12		.56	.44
FC9779-0505S†	FC8779-0505S†	FC3443-04S	1/2-20	-05	1.50	1.01	.19		.62	.50
FC9779-0606S†	FC8779-0606S†	FC3443-05S	9/16-18	-06	1.60	1.11	.25		.69	.56
FC9779-0808S†	FC8779-0808S†	FC3596-08S	3/4-16	-08	2.10	1.21	.34		.88	.69
FC9779-1010S†	FC8779-1010S†	FC3443-08S	7/8-14	-10	2.21	1.32	.44		1.00	.81
FC9779-1212S†	FC8779-1212S†	FC3596-12S	1 1/16-12	-12	2.29	1.41	.56		1.25	1.00
FC9779-1616S†	FC8779-1616S†	FC3596-16S	1 5/16-12	-16	2.52	1.64	.80		1.50	1.25
SAE 37° (JIC) swivel - stainless steel										
FC9779-0404-333	FC8779-0404-333	FC3596-04C	7/16-20	-04	1.55	.96	.12		.56	.44
FC9779-0505-333	FC8779-0505-333	FC3443-04C	1/2-20	-05	1.50	1.01	.19		.62	.50
FC9779-0606-333	FC8779-0606-333	FC3443-05C	9/16-18	-06	1.60	1.11	.25		.69	.56
FC9779-0808-333	FC8779-0808-333	FC3596-08C	3/4-16	-08	2.10	1.21	.34		.88	.69
FC9779-1010-333	FC8779-1010-333	FC3443-08C	7/8-14	-10	2.21	1.32	.44		1.00	.81
FC9779-1212-333	FC8779-1212-333	FC3596-12C	1 1/16-12	-12	2.29	1.41	.56		1.25	1.00
FC9779-1616-333	FC8779-1616-333	FC3596-16C	1 5/16-12	-16	2.52	1.64	.80		1.50	1.25

*For Brass drop "S" suffix, replace with -38.
**For Brass drop "S" suffix, replace with "B".
†For Brass drop "S" suffix, replace with -63.

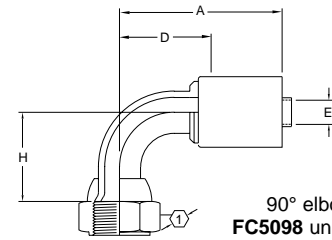
for use with hose
2807, FC186, FC465,
FC645



SAE 45° swivel
FC7216



45° elbow universal
FC7220



90° elbow
FC5098 universal
FC7217 SAE 45°

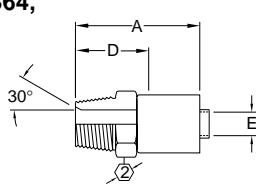
All dimensions in inches.

Complete Fitting Part Number	Component Part Numbers		Thread	Hose Size	A	D	EØ	H	①	②
	Nipple Assy.*	Socket								
SAE 45° swivel										
FC7216-0404S	FC6216-0404S	FC3596-04S	7/16-20	-04	1.55	.96	.12		.56	.44
FC7216-0505S	FC6216-0505S	FC3443-04S	1/2-20	-05	1.50	1.01	.19		.62	.50
FC7216-0606S	FC6216-0606S	FC3443-05S	5/8-18	-06	1.63	1.14	.25		.75	.56
FC7216-0808S	FC6216-0808S	FC3596-08S	3/4-16	-08	2.10	1.21	.34		.88	.69
FC7216-1010S	FC6216-1010S	FC3443-08S	7/8-14	-10	2.21	1.32	.44		1.00	.81
FC7216-1212S	FC6216-1212S	FC3596-12S	1 1/16-14	-12	2.29	1.41	.56		1.25	1.00
45° elbow										
FC7220-0808S	FC6220-0808S	FC3596-08S	3/4-16	-08	2.16	1.27	.36	.55	.88	
90° elbow										
FC5098-0404S	FC4098-0404S	FC3596-04S	7/16-20	-04	1.28	.69	.12	.68	.56	
FC7217-0606S	FC6217-0606S	FC3443-05S	5/8-18	-06	1.31	.82	.25	.85	.75	

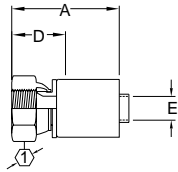
*Available with brass nipples, contact Eaton Aeroquip.

PTFE CRIMP FITTINGS

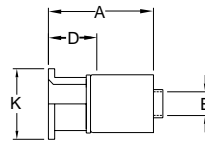
for use with Hose
FC363, FC364,
FC563



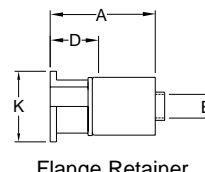
Male Pipe
FJ9588



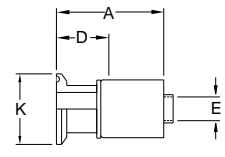
SAE 37°
(JIC) swivel
FJ9587



Flange Retainer
FJ9656



Flange Retainer
with PTFE
coated nipple
FJ9656

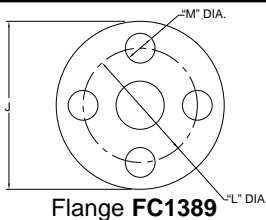


Ladish Tri-Clamp*
FJ7041

All dimensions in inches.

Complete Fitting Part Number Stainless Steel	Component Part Numbers		Thread	Hose Size	A	D	E Ø	K Ø	①	②
	Nipple Assy. Stainless Steel	Socket Stainless Steel								
Male pipe stainless steel										
FJ9588-0808-341	FC1349-0808-259	FC1347-08-329	1/2-14	-08	2.54	1.30	.41			.88
FJ9588-1212-341	FC1349-1212-259	FC1347-12-329	3/4-14	-12	2.61	1.37	.61			1.12
FJ9588-1616-341	FC1349-1616-259	FC1347-16-329	1-11 1/2	-16	2.80	1.55	.81			1.38
FJ9588-2020-341	FC1349-2020-259	FC1347-20-329	1 1/4-11 1/2	-20	2.95	1.70	1.05			1.75
FJ9588-2424-341	FC1349-2424-259	FC1347-24-329	1 1/2-11 1/2	-24	3.20	1.74	1.28			2.00
FJ9588-3232-341	FC1349-3232-259	FC1347-32-329	2-11 1/2	-32	3.46	1.96	1.75			2.50
SAE 37° (JIC) swivel stainless steel										
FJ9587-0808-331	FJ8587-0808-331	FC1347-08-329	3/4-16	-08	2.52	1.10	.38			.88
FJ9587-1212-331	FJ8587-1212-331	FC1347-12-329	1 1/16-12	-12	2.55	1.23	.61			1.25
FJ9587-1616-331	FJ8587-1616-331	FC1347-16-329	1 5/16-12	-16	2.69	1.37	.81			1.50
FJ9587-2020-331	FJ8587-2020-331	FC1347-20-329	1 5/8-12	-20	2.84	1.52	1.05			2.00
FJ9587-2424-331	FJ8587-2424-331	FC1347-24-329	1 7/8-12	-24	3.21	1.67	1.28			2.25
FJ9587-3232-331	FJ8587-3232-331	FC1347-32-329	2 1/2-12	-32	3.50	1.92	1.75			2.88
Flange retainer stainless steel										
FJ9656-0808-331	FC1373-0808-259	FC1347-08-329		-08	2.56	1.24	.41	1.38		
FJ9656-1212-331	FC1373-1212-259	FC1347-12-329		-12	2.56	1.24	.61	1.69		
FJ9656-1616-331	FC1373-1616-259	FC1347-16-329		-16	2.62	1.30	.81	2.00		
FJ9656-2020-331	FC1373-2020-259	FC1347-20-329		-20	2.62	1.30	1.05	2.50		
FJ9656-2424-331	FC1373-2424-259	FC1347-24-329		-24	3.01	1.48	1.28	2.87		
FJ9656-3232-331	FC1373-3232-259	FC1347-32-329		-32	3.05	1.48	1.75	3.62		
Flange retainer with PTFE coated nipple										
FJ9656-0808-338	FC1373-0808-337	FC1347-08-329		-08	2.56	1.24	.41	1.38		
FJ9656-1212-338	FC1373-1212-337	FC1347-12-329		-12	2.56	1.24	.61	1.69		
FJ9656-1616-338	FC1373-1616-337	FC1347-16-329		-16	2.62	1.30	.81	2.00		
FJ9656-2020-338	FC1373-2020-337	FC1347-20-329		-20	2.62	1.30	1.05	2.50		
FJ9656-2424-338	FC1373-2424-337	FC1347-24-329		-24	3.01	1.48	1.28	2.87		
FJ9656-3232-338	FC1373-3232-337	FC1347-32-329		-32	3.05	1.48	1.75	3.62		
Ladish Tri-Clamp*										
FJ7041-2416-331	FC1531-2416-259	FC1347-16-329		-16	1.98	.76	.81	1.98		
FJ7041-2424-331	FC1531-2424-259	FC1347-24-329		-24	2.24	.76	1.27	1.98		
FJ7041-3232-331	FC1531-3232-259	FC1347-32-329		-32	2.24	.76	1.75	2.51		

*Tri-Clamp is a registered trademark of the Ladish Co., Tri-clover Division.

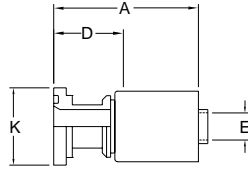


Flange FC1389

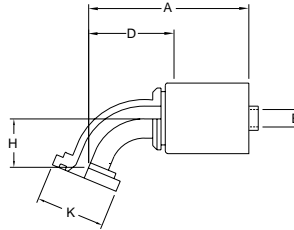
Part Number Stainless Steel	Hose Size	Number Bolt Holes	J	L	M
FC1389-0808C	-08	4	3.50	2.38	.62
FC1389-1212C	-12	4	3.88	2.75	.62
FC1389-1616C	-16	4	4.25	3.12	.62
FC1389-2020C	-20	4	4.62	3.50	.62
FC1389-2424C	-24	4	5.00	3.88	.62
FC1389-3232C	-32	4	6.00	4.75	.75

This page is part of a complete catalog which contains technical and safety data that must be reviewed when selecting a product.

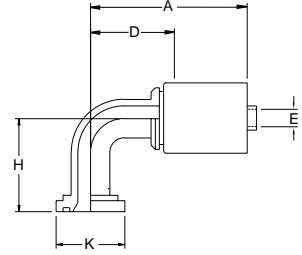
for use with Hose
2661, FC318



Straight split flange
Code 61
FC9153



45° elbow split flange
Code 61
FC9155



90° elbow split flange
Code 61
FC9152

All dimensions in inches.

Complete Fitting Part Number	Component Part Numbers		Thread	Hose Size	A	D	E ϕ	H	①	②
	Nipple Assy.	Socket	Flange Head Dia. K ϕ							
Straight split flange—Code 61 (SAEJ518)										
FC9153-4040S	FC8153-4040S	FC3023-40S	3.31	-40	5.67	2.96	2.10			
45° elbow split flange—Code 61 (SAEJ518)										
FC9155-4040S	FC8155-4040S	FC3023-40S	3.31	-40	6.89	4.18	2.10	1.66		
90° elbow split flange—Code 61 (SAEJ518)										
FC9152-4040S	FC8152-4040S	FC3023-40S	3.31	-40	7.58	4.87	2.10	5.19		

NOTE: For flanges, split flange halves, kits and O-Rings, see pages 176-179.

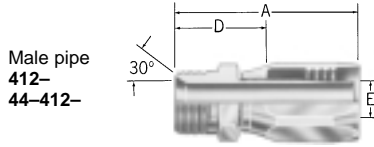


This page is part of a complete catalog which contains technical and safety data that must be reviewed when selecting a product.

100R5 Style Reusable fittings

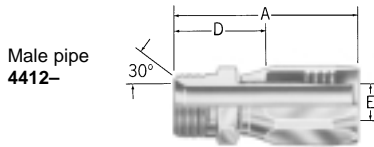
for use with Hose

302A, 303, 1503, 1540, 2580, 2651, FC234, FC300, FC321, FC350, FC355, FC558, FC802



Male pipe
412-
44-412-

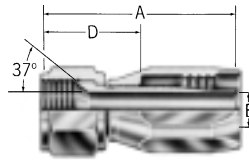
Dash Size	Thread	Hose Size	A	D	Eφ
412-					
†4S*	1/8-27	-04	1.68	.92	.17
†4-4S*	1/4-18	-04	1.86	1.11	.17
†2-5S*	1/8-27	-05	1.78	1.00	.23
†4-5S*	1/4-18	-05	1.96	1.18	.23
†4-6S*	1/4-18	-06	2.13	1.23	.30
†6-6S	3/8-18	-06	2.13	1.23	.24
†6-8S*	3/8-18	-08	2.48	1.33	.39
8-8S	1/2-14	-08	2.73	1.58	.36
†8-10S*	1/2-14	-10	2.88	1.59	.48
12-10S*	3/4-14	-10	2.94	1.65	.48
†12-12S*	3/4-14	-12	3.24	1.67	.61
†12-16S	3/4-14	-16	2.80	1.53	.82
†16-16S	1-11 1/2	-16	2.99	1.72	.82
16-20S	1-11 1/2	-20	3.20	1.84	.95
†20-20S	1 1/4-11 1/2	-20	3.23	1.87	1.05
20-24S	1 1/4-11 1/2	-24	3.58	2.12	1.28
†24-24S	1 1/2-11 1/2	-24	3.48	2.03	1.28
†32-32S	2-11 1/2	-32	4.05	2.20	1.75
44-412-					
40-40	2 1/2-8	-40	5.03	3.13	2.12
48-48	3-8	-48	5.09	3.19	2.69



Male pipe
4412-

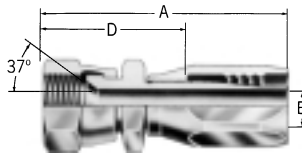
Dash Size	Thread	Hose Size	A	D	Eφ
4412-					
2-4S	1/8-27	-04	1.68	.93	.13
4-4S	1/4-18	-04	1.87	1.12	.13
4-5S	1/4-18	-05	1.96	1.18	.17
4-6S†	1/4-18	-06	2.13	1.23	.24
6-6S	3/8-18	-06	2.13	1.23	.23
4-8S	1/4-18	-08	2.48	1.33	.30
6-8S	3/8-18	-08	2.48	1.33	.36
8-8S	1/2-14	-08	2.73	1.58	.36
8-10S	1/2-14	-10	2.88	1.59	.46
12-10S	3/4-14	-10	2.94	1.65	.46
8-12S	1/2-14	-12	3.24	1.68	.49
12-12S	3/4-14	-12	3.24	1.67	.55

All dimensions in inches.



SAE 37° (JIC) swivel*†
411-
44-411-

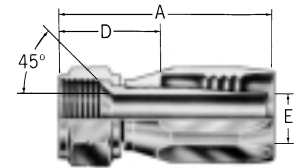
Dash Size	Thread	Hose Size	A	D	Eφ
411-					
†4S*	7/16-20	-4	1.75	1.00	.17
†5S*	1/2-20	-5	1.90	1.12	.23
†6S*	9/16-18	-6	2.05	1.15	.30
†8S*	3/4-16	-8	2.52	1.38	.39
10S*	7/8-14	-10	2.80	1.51	.48
†12S*	1 1/16-12	-12	3.15	1.58	.61
†16S*	1 5/16-12	-16	2.82	1.55	.82
†20S*†††	1 5/8-12	-20	3.00	1.64	1.05
†24S*†††	1 7/8-12	-24	3.28	1.83	1.28
†32S*†††	2 1/2-12	-32	3.88	2.03	1.75
44-411-					
40*	3-12	-40	4.16	2.25	2.20
48*	3 1/2-12	-48	4.28	2.38	2.80



SAE 37° (JIC) swivel
4411-

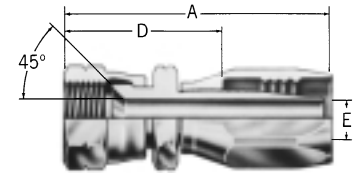
Dash Size	Thread	Hose Size	A	D	Eφ
4411-					
4S†††	7/16-20	-04	1.97	1.23	.13
4-5S	7/16-20	-05	2.08	1.30	.17
5S†††	1/2-20	-05	2.12	1.35	.18
6S†††	9/16-18	-06	2.33	1.43	.24
8-6S	3/4-16	-06	2.42	1.52	.24
6-8S	9/16-18	-08	2.68	1.53	.30
8S†††	3/4-16	-08	2.78	1.62	.36
10-8S	7/8-14	-08	2.95	1.80	.36
8-10S	3/4-16	-10	2.92	1.64	.39
10S†††	7/8-14	-10	3.10	1.81	.46
12-10S	1 1/16-12	-10	3.19	1.91	.46
10-12S	7/8-14	-12	3.40	1.83	.55
12S†††	1 1/16-12	-12	3.49	1.92	.55
14-12S	1 3/16-12	-12	3.56	1.99	.55
16S†††	1 5/16-12	-16	3.19	1.93	.82
20S	1 5/8-12	-20	3.43	2.07	1.05
20-24S	1 5/8-12	-24	3.65	2.19	1.06
24S	1 7/8-12	-24	3.68	2.22	1.28
32S	2 1/2-12	-32	4.39	2.55	1.75

*Requires assembly tools for assembly.



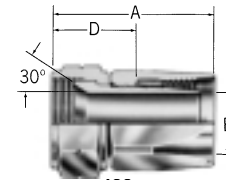
SAE 45° swivel*†††
401-

Dash Size	Thread	Hose Size	A	D	Eφ
401-					
4S*	7/16-20	-04	1.75	1.00	.17
5S*	1/2-20	-05	1.90	1.12	.23
6S*	5/8-18	-06	2.05	1.15	.30
8S*	3/4-16	-08	2.52	1.38	.39
10S*	7/8-14	-10	2.80	1.51	.48
12S*	1 1/16-14	-12	3.02	1.45	.61



SAE 45° swivel
4401-

Dash Size	Thread	Hose Size	A	D	Eφ
4401-					
4S	7/16-20	-04	1.97	1.22	.13
5S	1/2-20	-05	2.12	1.34	.17
6S	5/8-18	-06	2.36	1.46	.24
8S	3/4-16	-08	2.78	1.62	.36
10S	7/8-14	-10	3.10	1.81	.46
12S	1 1/16-14	-12	3.49	1.92	.55



406-

Dash Size	Thread	Hose Size	A	D	Eφ
406-					
16B††††	1 5/16-14	-16	2.60	1.33	.82
20B††††	1 5/8-14	-20	2.86	1.50	1.05
24B	1 7/8-14	-24	3.13	1.67	1.28

NOTE: For correct socket part number, see page 73.

†Also supplied in brass. To order substitute "B" for "S" in part number.

††Wet air brake system can cause fitting corrosion, if encountered use an all brass fitting (substitute "B" for "S" in part number, or steel fittings with brass nipples (add "63-" prefix and drop "S" suffix in part number).

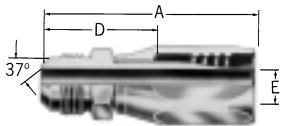
†††Available in stainless steel. To order drop the "S" suffix and add "259-" prefix.

††††Also supplied in steel. To order drop "B" suffix and substitute "S" in part number.



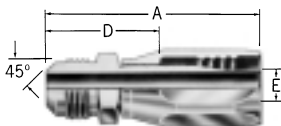
SAE male O-Ring boss**
190463-

Dash Size	Thread	Hose Size	A	D	E ϕ
190463-					
6S	9/16-18	-06	1.95	1.05	.24
8S	3/4-16	-08	2.35	1.20	.36
10S	7/8-14	-10	2.63	1.34	.36



SAE 37° (JIC) male flare
4414-

Dash Size	Thread	Hose Size	A	D	E ϕ
4414-					
4S	7/16-20	-04	1.85	1.10	.13
5S	1/2-20	-05	1.95	1.17	.17
6S	9/16-18	-06	2.12	1.22	.24
8S	3/4-16	-08	2.57	1.42	.36
10S	7/8-14	-10	2.88	1.60	.46
12-10S	1 1/16-12	-10	3.05	1.76	.46
12S	1 1/16-12	-12	3.35	1.78	.55
16-12S	1 5/16-12	-12	3.40	1.83	.55
16S	1 5/16-12	-16	2.96	1.69	.82
20S	1 3/8-12	-20	3.22	1.86	1.05
24S	1 7/8-12	-24	3.44	1.99	1.28
32S	2 1/2-12	-32	4.22	2.38	1.75



SAE 45° male flare
4402-

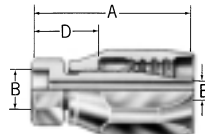
Dash Size	Thread	Hose Size	A	D	E ϕ
4402-					
4S†††	7/16-20	-04	1.80	1.06	.13
4-5S	7/16-20	-05	1.90	1.12	.17
5S	1/2-20	-05	1.97	1.18	.17
6S†††	5/8-18	-06	2.19	1.28	.24
8S†††	3/4-16	-08	2.66	1.52	.36
10S†††	7/8-14	-10	3.00	1.72	.46
12-10S	1 1/16-14	-10	3.20	1.90	.46
12S	1 1/16-14	-12	3.50	1.92	.56

**See page 178 for O-Rings.

†"B" dimension is counterbore diameter for mating tubing.

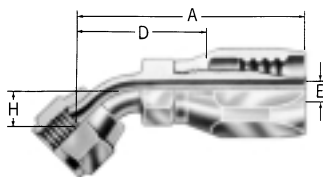
†††Available in stainless steel. To order drop the "S" suffix and add "259-" prefix.

NOTE: For correct socket part number, see page 73.



LIFESAVER†
190000-

Dash Size	Tube Size	Hose Size	A	B†	D	E ϕ
190000-						
4S	1/4	-04	1.36	.25	.62	.13
5S	5/16	-05	1.53	.31	.75	.18
5-6S	5/16	-06	1.63	.31	.73	.24
6S	3/8	-06	1.63	.38	.73	.24
6-8S	3/8	-08	2.04	.38	.89	.28
8S	1/2	-08	2.04	.50	.89	.36
10S	5/8	-10	2.19	.62	.90	.46
8-12S	1/2	-12	2.49	.50	.92	.39
12S	3/4	-12	2.49	.75	.92	.55
16S	1	-16	2.05	1.00	.78	.82
16-20S	1	-20	2.26	1.00	.90	.82
18-20S	1 1/8	-20	2.26	1.12	.90	.94
20S	1 1/4	-20	2.26	1.25	.90	1.05
24-20S	1 1/2	-20	2.33	1.50	.96	1.05
16-24S	1	-24	2.42	1.00	.97	.82
20-24S	1 1/4	-24	2.36	1.25	.90	1.05
24-24S	1 1/2	-24	2.42	1.50	.97	1.28
20-32S	1 1/4	-32	2.89	1.25	1.05	1.06
24-32S	1 1/2	-32	2.83	1.50	.98	1.37
32-32S	2	-32	2.89	2.00	1.05	1.75
40S	2 1/2	-40	3.26	2.50	1.36	2.21



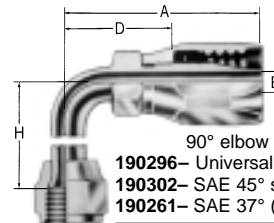
45° elbow
190297- Universal swivel
190299- SAE 45° swivel
190265- SAE 37° (JIC) swivel

Dash Size	Thread	Hose Size	A	D	E ϕ	H
190297-						
4S	7/16-20	-04	1.85	1.10	.13	.33
4-5S	7/16-20	-05	2.01	1.23	.15	.33
5S	1/2-20	-05	2.07	1.29	.18	.36
8-6S	3/4-16	-06	2.64	1.74	.24	.55
8S	3/4-16	-08	2.99	1.84	.36	.55
8-10S	3/4-16	-10	3.14	1.85	.39	.55
10S	7/8-14	-10	3.24	1.95	.46	.64
10-12S	7/8-14	-12	3.54	1.97	.48	.64
190299-						
6S	5/8-18	-06	2.23	1.33	.24	.39
12S	1 1/16-14	-12	3.78	2.21	.55	.78

45° elbow (continued)

190297- Universal swivel
190299- SAE 45° swivel
190265- SAE 37° (JIC) swivel

Dash Size	Thread	Hose Size	A	D	E ϕ	H
190265-						
6-5S	9/16-18	-05	2.13	1.35	.17	.39
6S	9/16-18	-06	2.23	1.33	.24	.39
12S	1 1/16-12	-12	3.78	2.21	.55	.78
16-12S	1 5/16-12	-12	4.00	2.43	.55	.99
16S	1 5/16-12	-16	3.74	2.47	.82	1.07
20S	1 3/8-12	-20	4.21	2.85	1.05	1.22



90° elbow (short)
190296- Universal swivel
190302- SAE 45° swivel
190261- SAE 37° (JIC) swivel

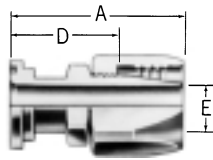
90° elbow (long)
190295- Universal swivel
190301- SAE 45° swivel
190260- SAE 37° (JIC) swivel

Dash Size	Thread	Hose Size	A	D	E ϕ	H
190296-						
4S	7/16-20	-04	1.74	.99	.13	.68
5S	1/2-20	-05	1.96	1.18	.17	.77
8S	3/4-16	-08	2.76	1.61	.36	1.09
10S	7/8-14	-10	2.94	1.65	.46	1.23
8-12S	3/4-16	-12	3.21	1.64	.39	1.09
190302-						
6S	5/8-18	-06	2.13	1.23	.24	.85
12S	1 1/16-14	-12	3.74	2.17	.55	1.82
190261-						
6S	9/16-18	-06	2.13	1.23	.24	.85
12S	1 1/16-12	-12	3.74	2.17	.55	1.82
16-12S	1 5/16-12	-12	3.74	2.17	.55	2.14
16S	1 5/16-12	-16	3.55	2.28	.82	2.39
20-16S	1 3/8-12	-16	3.55	2.28	.76	2.50
20S	1 5/8-12	-20	4.02	2.65	1.05	2.75
20-24S	1 5/8-12	-24	4.11	2.66	1.05	2.75
190295-						
4S	7/16-20	-04	1.74	.99	.13	1.80
5S	1/2-20	-05	1.96	1.18	.18	1.77
8S	3/4-16	-08	2.88	1.73	.36	2.43
10S	7/8-14	-10	3.19	1.90	.46	2.57
10-12S	7/8-14	-12	3.49	1.92	.48	2.57
190301-						
6S	5/8-18	-06	2.13	1.23	.24	2.18
12S	1 1/16-14	-12	3.74	2.17	.55	3.73
190260-						
6S	9/16-18	-06	2.13	1.23	.24	2.18
12S	1 1/16-12	-12	3.74	2.17	.55	3.73
16S	1 5/16-12	-16	3.55	2.28	.82	4.58
20S	1 3/8-12	-20	4.02	2.65	1.05	5.53

All dimensions in inches.

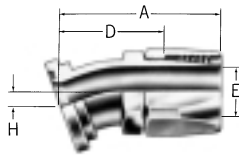
100R5 Style Reusable fittings

for use with Hose
302A, 303, 1503, 1540, 2580, 2651,
FC234, FC300, FC321, FC350,
FC355, FC558, FC802



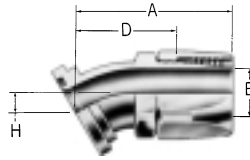
Code 61 SAE J518
Straight split flange **4775-**

Dash Size	Flange Head Dia.	Hose Size	A	D	E \emptyset
4775-					
8S	1.19	-08	2.77	1.62	.36
8-10S	1.19	-10	3.32	2.03	.46
16-10S	1.75	-10	2.97	1.68	.46
12S	1.50	-12	3.16	1.59	.55
16-12S	1.75	-12	3.55	1.98	.55
20-12S	2.00	-12	3.55	1.98	.55
16S	1.75	-16	2.77	1.50	.82
20-16S	2.00	-16	3.36	2.09	.82
24-16S	2.38	-16	3.42	2.14	.82
16-20S	1.75	-20	2.99	1.62	.82
20S	2.00	-20	3.58	2.21	1.05
32-20S	2.81	-20	3.64	2.28	1.05
16-24S	1.75	-24	3.73	2.28	.82
20-24S	2.00	-24	3.67	2.22	1.05
24S	2.38	-24	4.02	2.56	1.28
32-24S	2.81	-24	4.02	2.56	1.28
20-32S	2.00	-32	5.26	3.42	1.06
24-32S	2.38	-32	4.42	2.58	1.37
32S	2.81	-32	4.92	3.08	1.75
40-32S	3.31	-32	4.98	3.14	1.75



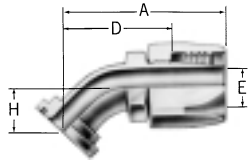
Code 61 SAE J518
22 $\frac{1}{2}$ $^{\circ}$ split flange **4776-**

Dash Size	Flange Head Dia.	Hose Size	A	D	E \emptyset	H
4776-						
16S	1.75	-16	3.55	2.28	.82	.50
32-16S	2.81	-16	3.52	2.26	.82	.49
20S	2.00	-20	3.82	2.45	1.05	.50
32-20S	2.81	-20S	3.88	2.51	1.05	.52
32S	2.81	-32	4.59	2.75	1.75	.50



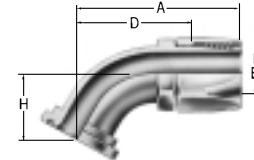
Code 61 SAE J518
30 $^{\circ}$ split flange **190846-**

Dash Size	Flange Head Dia.	Hose Size	A	D	E \emptyset	H
190846-						
16-12S	1.75	-12	3.60	2.03	.55	.45
16S	1.75	-16	3.32	2.05	.82	.50
20-16S	2.00	-16	3.32	2.05	.82	.50
20S	2.00	-20	3.63	2.26	1.05	.52
24S	2.38	-24	3.96	2.51	1.28	.58
32S	2.81	-32	4.68	2.84	1.75	.65



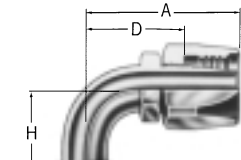
Code 61 SAE J518
45 $^{\circ}$ split flange **4777-**

Dash Size	Flange Head Dia.	Hose Size	A	D	E \emptyset	H
4777-						
8S	1.19	-08	3.44	2.30	.36	1.00
12S	1.50	-12	4.02	2.45	.55	1.00
16-12S	1.75	-12	4.02	2.45	.55	1.00
20-12S	2.00	-12	4.02	2.45	.55	1.00
16S	1.75	-16	3.80	2.53	.82	1.12
16-20S	1.75	-20	4.01	2.65	.82	1.12
20-16S	2.00	-16	3.80	2.53	.82	1.12
20S	2.00	-20	4.12	2.75	1.05	1.12
24-20S	2.38	-20	4.12	2.75	1.05	1.12
32-20S	1.81	-20	4.16	2.80	1.05	1.17
24S	2.38	-24	4.38	2.92	1.28	1.12
24-32S	2.38	-32	4.78	2.94	1.37	1.12
32-24S	2.81	-24	4.38	2.92	1.28	1.12
32S	2.81	-32	5.18	3.33	1.75	1.25
40-32S	3.31	-32	5.22	3.38	1.75	1.30



Code 61 SAE J518
60 $^{\circ}$ split flange **191395-**

Dash Size	Flange Head Dia.	Hose Size	A	D	E \emptyset	H
191395-						
12S	1.50	-12	4.15	2.58	.55	1.62
16S	1.75	-16	3.86	2.60	.82	1.64
20S	2.00	-20	4.22	2.86	1.05	1.64
24S	2.38	-24	4.73	3.28	1.28	2.00

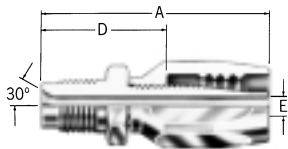


Code 61 SAE J518
90 $^{\circ}$ split flange **4779-**

Dash Size	Flange Head Dia.	Hose Size	A	D	E \emptyset	H
4779-						
8S	1.19	-08	2.88	1.73	.36	1.62
12S	1.50	-12	3.74	2.17	.55	2.12
16-12S	1.75	-12	3.74	2.17	.55	2.12
12-16S	1.50	-16	3.30	2.03	.82	2.12
16S	1.75	-16	3.55	2.28	.82	2.38
20-16S	2.00	-16	3.55	2.28	.82	2.38
16-20S	1.75	-20	3.76	2.40	.82	2.38
20S	2.00	-20	4.02	2.65	1.05	2.50
24-20S	2.38	-20	4.02	2.65	1.05	2.50
32-20S	2.81	-20	4.02	2.65	1.05	2.56
20-24S	2.00	-24	4.11	2.66	1.05	2.50
24S	2.38	-24	4.42	2.97	1.28	2.75
24-32S	2.38	-32	4.83	2.98	1.37	2.75
32S	2.81	-32	5.39	3.55	1.75	3.25
40-32S	3.31	-32	5.39	3.55	1.75	3.31

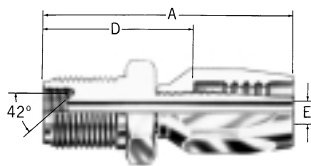
*All dimensions in inches.
NOTE: For flanges, split flange halves, kits and O-Rings see pages 176-179.

NOTE: For correct socket part number, see page 73.



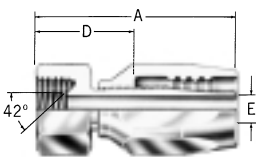
Male inverted flare 190277-

Dash Size	Thread	Hose Size	A	D	EØ
190277-					
4S	7/16-20	-04	1.80	1.05	.13



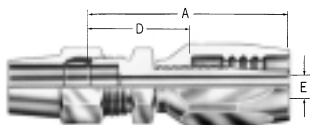
Male/female inverted flare 190276-

Dash Size	Thread	Hose Size	A	D	EØ
190276-					
4S	5/8-18(M)	-04	2.05	1.30	.13
	7/16-24(F)				



Female inverted flare 403-

Dash Size	Thread	Hose Size	A	D	EØ
403-					
5S	1/2-20	-05	1.62	.84	.23
6S	5/8-18	-06	1.78	.88	.30

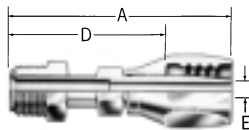


Compression ball sleeve FC7031-

Dash Size	Tube Size	Hose Size	A	D	EØ
FC7031-					
0808-206	1/2	-08	2.36	1.20	.36
1010-206	5/8	-10	2.62	1.34	.46

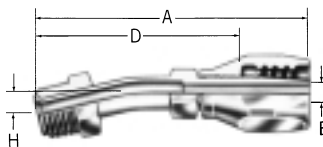
*All dimensions in inches.

NOTE: For correct socket part number, see page 73.



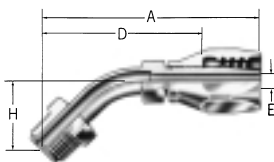
Straight SAE male inverted flare 190111-

Dash Size	Thread	Hose Size	A	D	EØ
190111-					
4S	7/16-24	-04	2.46	1.71	.13
5S	1/2-20	-05	2.62	1.84	.18
5-6S	1/2-20	-06	2.72	1.82	.24
6S	5/8-18	-06	2.72	1.82	.24
6-8S	5/8-18	-08	3.13	1.98	.28
8S	3/4-18	-08	3.20	2.05	.36



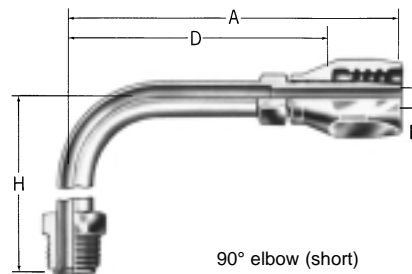
15° elbow SAE male inverted flare 190350-

Dash Size	Thread	Hose Size	A	D	EØ	H
190350-						
6S	5/8-18	-06	3.26	2.36	.24	.37



45° elbow SAE male inverted flare 190371-

Dash Size	Thread	Hose Size	A	D	EØ	H
190371-						
4S	7/16-20	-04	2.74	1.99	.13	.96
5S	1/2-20	-05	2.90	2.12	.17	.96
6S	5/8-18	-06	3.00	2.10	.24	.96
8S	3/4-18	-08	3.39	2.24	.36	.93
10S	7/8-18	-10	3.74	2.44	.46	1.03

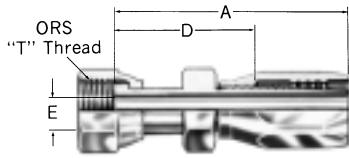


90° elbow (short)
SAE male inverted flare 190235-
90° elbow (long)
SAE male inverted flare 190325-

Dash Size	Thread	Hose Size	A	D	EØ	H
190235-						
4S	7/16-24	-04	2.36	1.62	.13	1.69
7-4S	11/16-18	-04	2.12	1.36	.13	1.84
8-4S	3/4-18	-04	2.12	1.36	.13	1.84
5S	1/2-20	-05	2.53	1.75	.18	1.69
6S	5/8-18	-06	2.63	1.73	.24	1.73
7-6S	11/16-18	-06	2.63	1.73	.24	1.73
6-8S	5/8-18	-08	3.04	1.89	.28	1.73
7-8S	11/16-18	-08	3.04	1.89	.28	1.73
8S	3/4-18	-08	3.04	1.89	.36	1.75
10S	7/8-18	-10	3.44	2.15	.46	2.22
8-12S	3/4-18	-12	3.49	1.92	.39	1.75
190325-						
6S	5/8-18	-06	3.67	2.77	.24	2.73

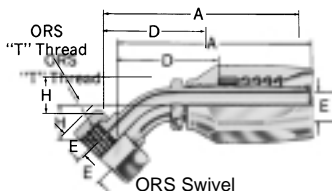
100R5 Style Reusable fittings

for use with Hose
302A, 303, 1503, 1540, 2580, 2651,
FC234, FC300, FC321, FC350,
FC355, FC558, FC802



ORS Swivel
Straight FJ9706-

Dash Size	"T" Thread	Hose Size	A	D	Eφ	H
FJ9706-						
0404S	9/16-18	-04	2.09	1.34	.13	
0405S	9/16-18	-05	2.03	1.25	.17	
0606S	11/16-16	-06	2.43	1.53	.24	
0808S	13/16-16	-08	3.13	1.98	.36	
1010S	1-14	-10	3.37	2.08	.46	
1212S	1 3/16-12	-12	3.68	2.11	.55	
1616S	1 7/16-12	-16	3.50	2.23	.82	
2020S	1 11/16-12	-20	3.64	2.28	1.05	
2424S	2-12	-24	3.86	2.40	1.26	

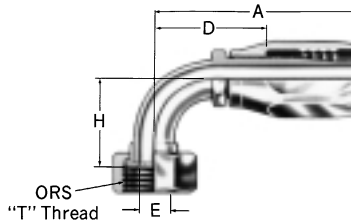


ORS Swivel
45° Elbow
FJ9707-

Dash Size	"T" Thread	Hose Size	A	D	Eφ	H
FJ9707-						
0404S	9/16-18	-04	1.96	1.21	.13	.41
0606S	11/16-16	-06	2.27	1.37	.22	.43
0806S	13/16-16	-06	2.68	1.78	.24	.59
0808S	13/16-16	-08	3.03	1.88	.36	.59
1010S	1-14	-10	3.38	2.08	.46	.65
1212S	1 3/16-12	-12	3.84	2.27	.55	.83
1616S	1 7/16-12	-16	3.62	2.35	.76	.94
2020S	1 11/16-12	-20	4.09	2.72	1.01	1.00
2424S	2-12	-24	4.32	2.87	1.26	1.07

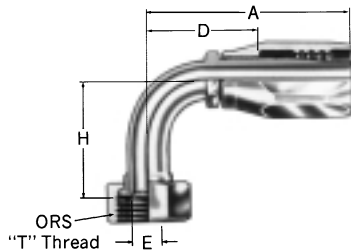
inches in bold type
millimeters in light type

NOTE: For correct socket part number, see page 73.



ORS Swivel
90° Elbow short drop
FJ9708-

Dash Size	"T" Thread	Hose Size	A	D	Eφ	H
FJ9708-						
0404S	9/16-18	-04	1.80	1.05	.13	.82
0606S	11/16-16	-06	2.13	1.23	.22	.90
0808S	13/16-16	-08	2.76	1.61	.36	1.15
1010S	1-14	-10	3.03	1.74	.46	1.27
1212S	1 3/16-12	-12	3.74	2.17	.55	1.88
1616S	1 7/16-12	-16	3.55	2.28	.76	2.21
2020S	1 11/16-12	-20	4.02	2.65	1.01	2.51
2424S	2-12	-24	4.42	2.97	1.26	2.70

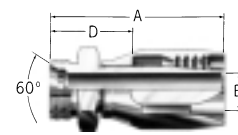


ORS Swivel
90° Elbow long drop
FJ9709-

Dash Size	"T" Thread	Hose Size	A	D	Eφ	H
FJ9709-						
0404S	9/16-18	-04	1.80	1.05	.13	1.80
0606S	11/16-16	-06	2.25	1.35	.22	2.13
0808S	13/16-16	-08	2.88	1.73	.36	2.51
1010S	1-14	-10	3.03	1.74	.46	2.76
1212S	1 3/16-12	-12	3.74	2.17	.55	3.78
1616S	1 7/16-12	-16	3.55	2.27	.76	4.50
2020S	1 11/16-12	-20	4.02	2.65	1.01	5.09
2424S	2-12	-24	4.42	2.97	1.26	5.54

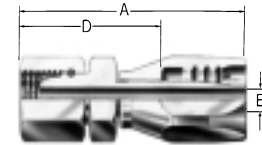
BSP 100R5 Style Reusable fittings

for use with Hose
302A, 303, 1503, 1540, 2580, 2651,
FC234, FC300, FC321, FC350,
FC355, FC558, FC802



BSP male 07.340-

Dash Size	Thread	Hose Size	A	D	Eφ
07.340-					
4-4	1/4-19	-04	1.83 46.5	1.08 27.5	.13 3.2
6-6	3/8-19	-06	2.09 53	1.18 30	.24 6.0
8-8	1/2-14	-08	2.52 64	1.35 34.5	.35 9.0
10-10	5/8-14	-10	2.80 71	1.50 38	.45 11.5
12-12	3/4-14	-12	3.13 79.5	1.56 39.5	.55 14.0
16-16	1-11	-16	2.81 71.5	1.54 39	.83 21.0
20-20	1 1/4-11	-20	2.91 74	1.56 39.5	1.04 26.5
24-24	1 1/2-11	-24	3.05 77.5	1.59 40.5	1.28 32.5
32-32	2-11	-32	3.76 95.5	1.91 48.5	1.75 44.5

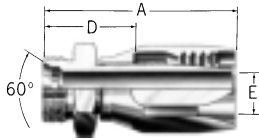


BSP female swivel 07.421-

Dash Size	Thread	Hose Size	A	D	Eφ
07.421-					
4-4	1/4-19	-04	2.05 52	1.30 33	.13 3.2
6-6	3/8-19	-06	2.34 59.5	1.44 36.5	.24 6.0
8-6	1/2-19	-06	2.40 61	1.50 38	.24 6.0
8-8	1/2-14	-08	2.76 70	1.59 40.5	.35 9.0
10-10	5/8-14	-10	2.97 75.5	1.69 43	.45 11.5
12-10	3/4-14	-10	3.03 77	1.73 44	.45 11.5
12-12	3/4-14	-12	3.33 84.5	1.75 44.5	.55 14.0
16-16	1-11	-16	3.07 78	1.79 45.5	.83 21.0
20-20	1 1/4-11	-20	3.21 81.5	1.85 47	1.04 26.5
24-24	1 1/2-11	-24	3.43 87	1.97 50	1.28 32.5
32-32	2-11	-32	3.98 101	2.13 54	1.75 44.5

**Metric 100R5 Style
Reusable fittings**

for use with Hose
302A, 303, 1503, 1540, 2580, 2651,
FC234, FC300, FC321, FC350,
FC355, FC558, FC802



Metric male 60° DIN 7631/7647 **07.024-**

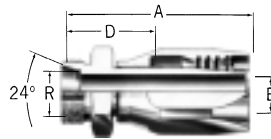
Dash Size	Thread	Hose Size	A	D	E ϕ
07.024-					
4-4	M12 x 1.5	-04	1.77 45	1.02 26	.13 3.2
6-5	M14 x 1.5	-05	1.87 47.5	1.08 27.5	.18 4.5
8-6	M16 x 1.5	-06	1.97 50	1.06 27	.24 6.0
10-8	M18 x 1.5	-08	2.32 59	1.18 30	.35 9.0
13-10	M22 x 1.5	-10	2.56 65	1.26 32	.45 11.5
16-12	M26 x 1.5	-12	2.85 72.5	1.28 32.5	.55 14.0
20-16	M30 x 1.5	-16	2.48 63	1.22 31	.83 21.0
25-20	M38 x 1.5	-20	2.66 67.5	1.30 33	1.04 26.5
32-24	M45 x 1.5	-24	2.76 70	1.30 33	1.28 32.5
40-32	M52 x 1.5	-32	3.31 84	1.46 37	1.28 44.5
50-32	M65 x 2	-32	3.42 87	1.57 40	1.75 44.5
60-40	M78 x 2	-40	3.72 94.5	1.81 46	2.20 56.0
70-48	M90 x 2	-48	3.96 100.5	2.05 52	2.80 71.0

inches in bold type

millimeters in light type

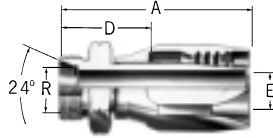
*R ϕ dimension is tube O.D. and refers to mating component when not called out on the illustration.

NOTE: For correct socket part number, see page 73.



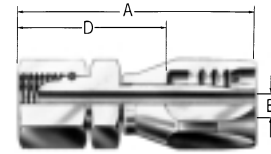
Metric male 24° DIN 3901/3902 I.Rh.
07.003-

Dash Size	Thread	Hose Size	A	D	E ϕ	R ϕ *
07.003-						
6-4	M12 x 1.5	-04	1.77 45	1.02 26	.13 3.2	.24 6
8-5	M14 x 1.5	-05	1.87 47.5	1.08 27.5	.18 4.5	.31 8
10-6	M16 x 1.5	-06	2.01 51	1.10 28	.24 6.0	.39 10
12-6	M18 x 1.5	-06	2.01 51	1.10 28	.24 6.0	.47 12
12-8	M18 x 1.5	-08	2.36 60	1.20 30.5	.35 9.0	.47 12
15-10	M22 x 1.5	-10	2.56 65	1.26 32	.45 11.5	.59 15
18-10	M26 x 1.5	-10	2.56 65	1.26 32	.45 11.5	.71 18
18-12	M26 x 1.5	-12	2.85 72.5	1.28 32.5	.55 14.0	.71 18
22-16	M30 x 2	-16	2.56 65	1.28 32.5	.83 21.0	.87 22
28-20	M36 x 2	-20	2.66 67.5	1.30 33	1.04 26.5	1.10 28
35-24	M45 x 2	-24	2.83 72	1.38 35	1.28 32.5	1.38 35
42-32	M52 x 2	-32	3.38 86	1.54 39	1.75 44.5	1.65 42



Metric male 24° DIN 3901/3902 s.Rh.
07.026-

Dash Size	Thread	Hose Size	A	D	E ϕ	R ϕ *
07.026-						
8-4	M16 x 1.5	-04	1.85 47	1.10 28	.13 3.2	.31 8
10-5	M18 x 1.5	-05	1.95 49.5	1.16 29.5	.18 4.5	.39 10
12-6	M20 x 1.5	-06	2.05 52	1.14 29	.24 6.0	.47 12
14-8	M22 x 1.5	-08	2.48 63	1.32 33.5	.35 9.0	.55 14
16-10	M24 x 1.5	-10	2.64 67	1.34 34	.45 11.5	.63 16
20-12	M30 x 2	-12	3.09 78.5	1.52 38.5	.55 14.0	.79 20
25-16	M36 x 2	-16	2.72 69	1.44 36.5	.83 21.0	.98 25
30-20	M42 x 2	-20	2.89 73.5	1.54 39	1.04 26.5	1.18 30
38-24	M52 x 2	-24	3.15 80	1.69 43	1.28 32.5	1.50 38

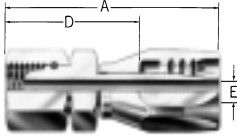


Metric universal female swivel 60°
DIN 7631/7647 **07.002-07.036-**

Dash Size	Thread	Hose Size	A	D	E ϕ
07.002-					
4-4	M12 x 1.5	-04	2.01 51	1.26 32	.13 3.2
6-5	M14 x 1.5	-05	2.11 53.5	1.32 33.5	.18 4.5
8-6	M16 x 1.5	-06	2.22 56.5	1.32 33.5	.24 6.0
10-8	M18 x 1.5	-08	2.64 67	1.48 37.5	.35 9.0
13-10	M22 x 1.5	-10	2.87 73	1.59 40.5	.45 11.5
16-12	M26 x 1.5	-12	3.29 83.5	1.71 43.5	.55 14.0
07.036-					
20-16	M30 x 1.5	-16	2.85 72.5	1.61 40.9	.83 21.0
25-20	M38 x 1.5	-20	3.01 76.5	1.65 42	1.04 26.5
32-24	M45 x 1.50	-24	3.23 82	1.77 45	1.28 32.5
40-32	M52 x 1.5	-32	3.68 93.5	1.83 46.5	1.75 44.5
50-32	M65 x 2	-32	3.68 93.5	1.83 46.5	1.75 44.5
60-40	M78 x 2	-40	4.06 103	2.15 54.5	2.20 56.0
70-48	M90 x 2	-48	4.27 108.5	2.36 60	2.80 71.0

**Metric 100R5 Style
Reusable fittings**

for use with Hose
302A, 303, 1503, 1540, 2580, 2651,
FC234, FC300, FC321, FC350,
FC355, FC558, FC802



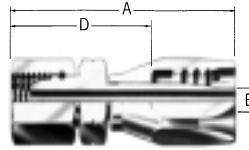
Metric universal female swivel 24°
DIN 3901/3902 I.Rh. **07.002-**

Dash Size	Thread	Hose Size	A	D	EØ	RØ*
07.002-						
4-4	M12 x 1.5	-04	2.01 51	1.26 32	.13 3.2	.24 6
6-5	M14 x 1.5	-05	2.11 53.5	1.32 33.5	.18 4.5	.31 8
8-6	M16 x 1.5	-06	2.22 56.5	1.32 33.5	.24 6.0	.39 10
10-8	M18 x 1.5	-08	2.64 67	1.48 37.5	.35 9.0	.47 12
13-10	M22 x 1.5	-10	2.87 73	1.59 40.5	.45 11.5	.59 15
16-12	M26 x 1.5	-12	3.29 83.5	1.71 43.5	.55 14.0	.71 18
22-16	M30 x 2	-16	2.91 74	1.63 41.5	.83 21.0	.87 22
28-20	M36 x 2	-20	3.07 78	1.71 43.5	1.04 26.5	1.10 28
35-24	M45 x 2	-24	3.21 81.5	1.75 44.5	1.28 32.5	1.38 35
42-32	M52 x 2	-32	3.70 94	1.85 47	1.75 44.5	1.65 42

inches in bold type
millimeters in light type

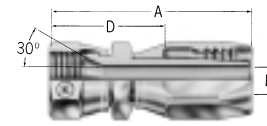
*RØ dimension is tube O.D. and refers to mating component when not called out on the illustration.

NOTE: For correct socket part number, see page 73.



Metric universal female swivel 24°
DIN 3901/3902 s.Rh. **07.155-**

Dash Size	Thread	Hose Size	A	D	EØ	RØ*
07.155-						
8-4	M16 x 1.5	-04	2.07 52.5	1.32 33.5	.13 3.2	.31 8
10-5	M18 x 1.5	-05	2.17 55	1.38 35	.18 4.5	.39 10
12-6	M20 x 1.5	-06	2.34 59.5	1.44 36.5	.24 6.0	.47 12
14-8	M22 x 1.5	-08	2.70 68.5	1.54 39	.35 9.0	.55 14
16-10	M24 x 1.5	-10	2.93 74.5	1.63 41.5	.45 11.5	.63 16
20-12	M30 x 2	-12	3.37 85.5	1.79 45.5	.55 14.0	.79 20
25-16	M36 x 2	-16	2.95 .75	1.67 42.5	.83 21.0	.98 25
30-20	M42 x 2	-20	3.09 78.5	1.73 44	1.04 26.5	1.18 30
38-24	M52 x 2	-24	3.31 84	1.85 47	1.28 32.5	1.50 38

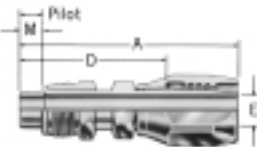


Komatsu
30° metric female swivel
FC5954-

Dash Size	Thread	Hose Size	A	D	EØ
FC5954-					
0306S	M18 x 1.5	-06	2.49 63.3	1.59 40.4	.24 6.1
0410S	M22 x 1.5	-10	3.10 78.7	1.82 46.2	.37 9.4
0512S	M24 x 1.5	-12	3.55 90.2	1.98 50.3	.48 12.2
0612S	M30 x 1.5	-12	3.76 95.5	2.19 55.6	.55 14
1016S	M33 x 1.5	-16	3.55 90.2	2.28 57.9	.82 20.8
1424S	M42 x 1.5	-24	4.12 107.7	2.67 67.8	1.19 30.2

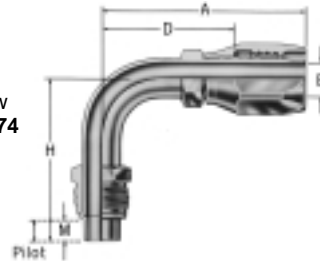
Bump tube O-Ring seal

for use with Refrigeration Hose
1540, FC558, FC802



Male
FC7646-FC7049

Male 90° elbow
FC7662-FC7474

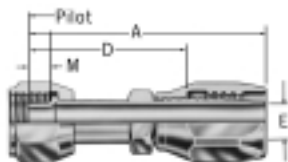


All dimensions in inches.

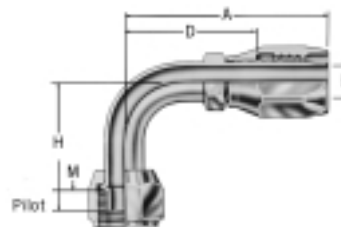
Part Number	Pilot		Thread	Hose Size	A	D	EØ	H	M
	O.D.	Length							
Male (short pilot)									
FC7646-0606S	.337	.18	5/8-18	-06	3.03	2.13	.24		.18
FC7646-0808S	.461	.18	3/4-18	-08	3.43	2.28	.36		.18
FC7646-1010S	.570	.18	7/8-18	-10	3.85	2.56	.46		.18
Male (long pilot)									
FC7049-0606S	.337	.28	5/8-18	-06	3.03	2.13	.24		.28
FC7049-0808S	.461	.38	3/4-18	-08	3.63	2.48	.36		.38
FC7049-1010S	.570	.38	7/8-18	-10	3.85	2.56	.46		.38
Male 90° elbow (short pilot)									
FC7662-0606S	.337	.18	5/8-18	-06	2.47	1.57	.24	1.76	.18
FC7662-1010S	.570	.18	7/8-18	-10	3.28	1.99	.46	2.06	.18
Male 90° elbow (long pilot)									
FC7474-0606S	.337	.28	5/8-18	-06	2.72	1.82	.24	2.30	.28
FC7474-1010S	.570	.38	7/8-18	-10	3.28	1.99	.46	2.83	.38

NOTE: O-Rings must be ordered separately. Order by part number 22546-11 for -06 size fittings, 22546-13 for -08 size fittings, 22546-15 for -10 size fittings and 22546-17 for -12 size fittings. See page 178.

Female
FC7048-



Female 90°
elbow
FC7573-



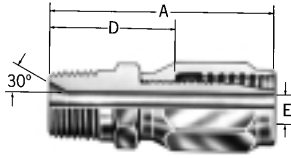
Part Number	Pilot		Thread	Hose Size	A	D	EØ	H	M
	O.D.	Length							
Female (long pilot)									
FC7048-0606S	.337	.28	5/8-18	-06	2.67	1.77	.22		.29
FC7048-0808S	.461	.38	3/4-16	-08	3.27	2.12	.36		.38
FC7048-1010S	.570	.38	7/8-14	-10	3.61	2.32	.46		.44
FC7048-1212S	.695	.57	1 1/16-14	-12	4.00	2.44	.55		.57
Female 90° elbow (long pilot)									
FC7573-0606S	.337	.28	5/8-18	-06	2.72	1.82	.24	1.17	.29
FC7573-0808S	.461	.38	3/4-16	-08	3.50	2.35	.36	1.24	.38
FC7573-1010S	.570	.38	7/8-14	-10	4.22	2.93	.46	1.50	.44
FC7573-1210S	.695	.38	1 1/16-14	-10	4.69	3.40	.46	1.99	.57
FC7573-1212S	.695	.57	1 1/16-14	-12	4.99	3.42	.55	1.99	.57

All dimensions in inches.

NOTE: For correct socket part number, see page 73.

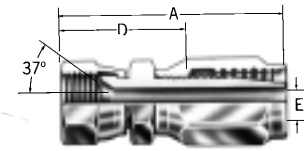
Polyon Reusable fittings

for use with Hose
FC372, FC373



Male pipe FJ5102-

Dash Size	Thread	Hose Size	A	D	Eφ
FJ5102-					
0404S	1/4-18	-04	2.50	1.25	.17
0606S	3/8-18	-06	2.41	1.17	.31
0808S	1/2-14	-08	3.10	1.50	.40



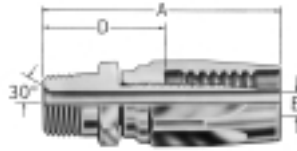
SAE 37° (JIC) swivel FJ5100-

Dash Size	Thread	Hose Size	A	D	Eφ
FJ5100-					
0404S	7/16-20	-04	2.60	1.35	.17
0606S	9/16-18	-06	2.60	1.36	.30
0808S	3/4-16	-08	3.20	1.59	.39
1212S	1 1/16-12	-12	3.78	1.78	.61

All dimensions in inches.
Note: For correct socket part number, see page 73.

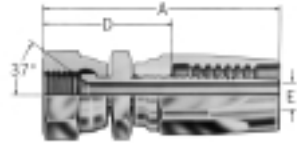
**100R1 TTC
Reusable fittings**

for use with Hose
FC211, GH663'



Male pipe FC7985-

Dash Size	"T" Thread	Hose Size	A	D	Eφ
FC7985-					
0204S	1/8-27	-04	2.17	1.13	.17
0404S	1/4-18	-04	2.36	1.32	.17
0406S	1/4-18	-06	2.68	1.55	.30
0606S	3/8-18	-06	2.68	1.55	.31
0608S	3/8-18	-08	2.82	1.35	.39
0808S	1/2-14	-08	3.07	1.60	.39
1212S	3/4-14	-12	3.55	1.95	.61
1616S	1-11 1/2	-16	4.25	2.13	.82



SAE 37° (JIC) swivel FC7988-

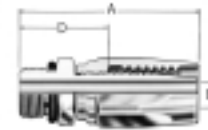
Dash Size	"T" Thread	Hose Size	A	D	Eφ
FC7988-					
0404S	7/16-20	-04	2.50	1.46	.17
0606S	9/16-18	-06	2.91	1.78	.31
0808S	3/4-16	-08	3.18	1.70	.39
1212S	1 1/16-12	-12	3.80	2.20	.61
1616S	1 5/16-12	-16	4.33	2.21	.82

SAE 100R1 pressures only.



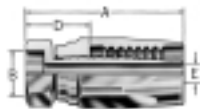
SAE 37° (JIC) male flare FC7986-

Dash Size	Thread	Hose Size	A	D	Eφ
FC7986-					
0404S	7/16-20	-04	2.34	1.30	.17
0606S	9/16-18	-06	2.67	1.54	.31
0808S	3/4-16	-08	2.97	1.50	.39
1212S	1 1/16-12	-12	3.66	2.06	.61
1616S	1 5/16-12	-16	4.23	2.10	.82



SAE male O-Ring boss FC7987-

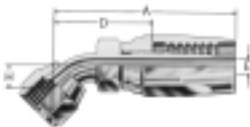
Dash Size	"T" Thread	Hose Size	A	D	Eφ
FC7987-					
0606S	9/16-18	-06	2.50	1.37	.31
0808S	3/4-16	-08	2.69	1.22	.39
1212S	1 1/16-12	-12	3.40	1.80	.61
1616S	1 5/16-12	-16	3.78	1.65	.82



LIFESAVER* FC7989-

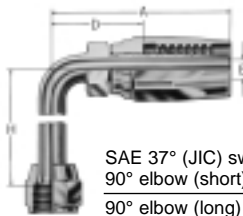
Dash Size	Tube Size	Hose Size	A	B*	D	Eφ
FC7989-						
0404S	1/4	-04	1.89	.25	.85	.17
0606S	3/8	-06	2.15	.38	1.02	.31
0808S	1/2	-08	2.38	.50	.91	.39
1212S	3/4	-12	2.80	.75	1.20	.61
1616S	1	-16	3.19	1.00	1.06	.82

*"B" dimension is counterbore for mating tubing.



SAE 37° (JIC) swivel
45° elbow FC7990-

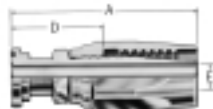
Dash Size	Thread	Hose Size	A	D	Eφ	H
FC7990-						
0404S	7/16-20	-04	2.37	1.33	.17	.33
0606S	9/16-18	-06	2.75	1.62	.31	.39
0808S	3/4-16	-08	3.24	1.77	.39	.55
1212S	1 1/16-12	-12	4.09	2.49	.61	.78
1616S	1 5/16-12	-16	4.88	2.75	.82	1.07



SAE 37° (JIC) swivel
90° elbow (short) FC7992-
90° elbow (long) FC7991-

Dash Size	Thread	Hose Size	A	D	Eφ	H
FC7992-						
0404S	7/16-20	-04	2.26	1.22	.17	.68
0606S	9/16-18	-06	2.65	1.52	.31	.85
0808S	3/4-16	-08	3.00	1.54	.39	1.09
1212S	1 1/16-12	-12	4.05	2.45	.61	1.82
1616S	1 5/16-12	-16	4.69	2.56	.82	2.39
FC7991-						
0404S	7/16-20	-04	2.26	1.22	.17	1.80
0606S	9/16-18	-06	2.65	1.52	.31	2.18
0808S	3/4-16	-08	3.13	1.66	.39	2.43
1008S	7/8-14	-08	3.38	1.91	.39	2.57
1212S	1 1/16-12	-12	4.05	2.45	.61	3.73
1616S	1 5/16-12	-16	4.69	2.56	.82	4.58

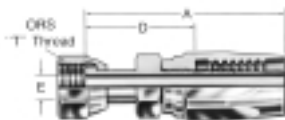
All dimensions in inches.
NOTE: For correct socket part number, see page 73.



Code 61 SAE J518
Straight split flange FC5075-

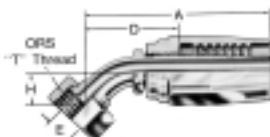
Dash Size	Flange Head Dia.	Hose Size	A	D	Eφ
FC5075-					
0808S	1.19	-08	3.01	1.54	.39
1212S	1.50	-12	3.47	1.87	.61
1616S	1.75	-16	4.50	2.38	.82

Note: For flanges, split flange halves, kits and O-Rings, see pages 176-179.



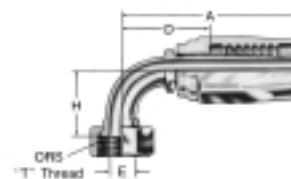
ORS Swivel
Straight FJ9724-

Dash Size	"T" Thread	Hose Size	A	D	Eφ
FJ9724-					
0404S	9/16-18	-04	2.62	1.58	.16
0606S	1 1/16-16	-06	2.95	1.82	.26
0808S	1 3/16-16	-08	3.38	1.91	.36
1212S	1 3/16-12	-12	4.00	2.40	.55
1616S	1 7/16-12	-16	4.64	2.51	.78



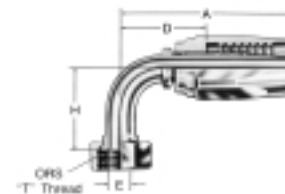
ORS Swivel
45° Elbow FJ9725-

Dash Size	"T" Thread	Hose Size	A	D	Eφ	H
FJ9725-						
0404S	9/16-18	-04	2.48	1.44	.17	.41
0606S	1 1/16-16	-06	2.79	1.66	.26	.43
0808S	1 3/16-16	-08	3.28	1.81	.38	.59
1212S	1 3/16-12	-12	4.15	2.50	.61	.83
1616S	1 7/16-12	-16	4.76	2.64	.81	.94



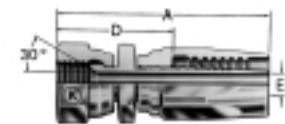
ORS Swivel
90° Elbow short drop
FJ9726-

Hose Size	"T" Thread	Hose Size	A	D	Eφ	H
FJ9726-						
0404S	9/16-18	-04	2.32	1.28	.17	.82
0606S	1 1/16-16	-06	2.65	1.52	.26	.90
0808S	1 3/16-16	-08	3.01	1.54	.38	1.15
1212S	1 3/16-12	-12	4.05	2.45	.61	1.88
1616S	1 7/16-12	-16	4.69	2.57	.81	2.21



ORS Swivel
90° Elbow long drop
FJ9727-

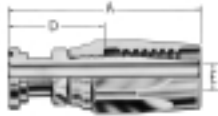
Dash Size	"T" Thread	Hose Size	A	D	Eφ	H
FJ9727-						
0404S	9/16-18	-04	2.32	1.28	.17	1.80
0606S	1 1/16-16	-06	2.77	1.64	.26	2.13
0808S	1 3/16-16	-08	3.13	1.66	.38	2.51
1212S	1 3/16-12	-12	4.05	2.45	.61	3.78
1616S	1 7/16-12	-16	4.69	2.57	.81	4.50



30° swivel-metric threads
special Komatsu
FJ7199-

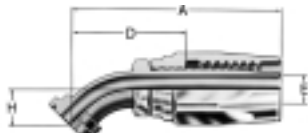
Dash Size	Thread	Hose Size	A	D	Eφ
FJ7199-					
0204S	M14x1.5	-04	2.72	1.68	.17
0306S	M18x1.5	-06	3.04	1.90	.25
0408S	M22x1.5	-08	3.30	1.82	.37
0512S	M24x1.5	-12	3.86	2.26	.48
0612S	M30x1.5	-12	4.02	2.42	.61
1016S	M33x1.5	-16	4.72	2.59	.80

for use with Hose
FC211, GH663 (continued)



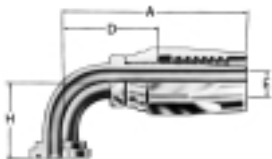
Komatsu split flange
FJ7227-

Dash Size	Flange Head Dia.	Hose Size	A	D	E ϕ
FJ7227-					
1012S	1.35	-12	5.10	3.50	.58



Komatsu split flange
45° elbow
FJ7222-

Dash Size	Flange Head Dia.	Hose Size	A	D	E ϕ	H
FJ7222-						
1012S	1.35	-12	4.32	2.72	.58	1.00



Komatsu split flange
90° elbow
FJ7223-

Dash Size	Flange Head Dia.	Hose Size	A	D	E ϕ	H
FJ7223-						
1012S	1.35	-12	4.05	2.95	.58	2.14

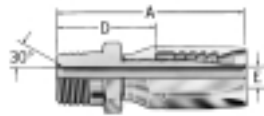
All dimensions in inches.

Komatsu split flange fittings require the use of a special O-Ring.

Standard Aeroquip code 61 split flange fittings will work on Komatsu equipment with Komatsu flanges and bolts and standard Aeroquip O-Rings.

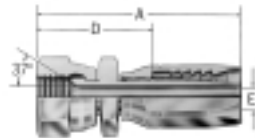
Hi-Pac® Reusable fittings

for use with Hose
FC310, FC510



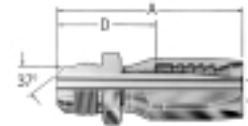
Male pipe FC5131-

Dash Size	Thread	Hose Size	A	D	E ϕ
FC5131-					
0404S	1/4-18	-04	2.46	1.24	.17
0406S	1/4-18	-06	2.75	1.28	.31
0606S	3/8-18	-06	2.75	1.28	.31
0808S	1/2-14	-08	3.09	1.44	.39
1212S	3/4-14	-12	3.61	1.74	.61
1616S	1-11 1/2	-16	4.40	2.29	.82
*2020S	1 1/4-11 1/2	-20	5.10	2.48	1.05



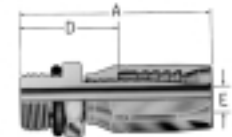
SAE 37° (JIC) swivel FC5130-

Dash Size	Thread	Hose Size	A	D	E ϕ
FC5130-					
0404S	7/16-20	-04	2.60	1.38	.17
0606S	9/16-18	-06	2.98	1.51	.31
0806S	3/4-16	-06	3.11	1.64	.31
0808S	3/4-16	-08	3.20	1.61	.39
1008S	7/8-14	-08	3.31	1.80	.39
1010S	7/8-14	-10	3.44	1.83	.50
1212S	1 1/16-12	-12	3.86	1.99	.61
1616S	1 5/16-12	-16	4.48	2.37	.82
*2020S	1 5/8-12	-20	5.10	2.47	1.05



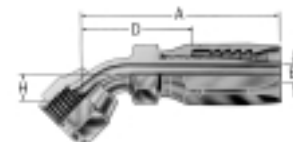
SAE 37° (JIC) male flare FC5133-

Dash Size	Thread	Hose Size	A	D	E ϕ
FC5133-					
0404S	7/16-20	-04	2.44	1.23	.17
0606S	9/16-18	-06	2.75	1.27	.30
0806S	3/4-16	-06	2.91	1.43	.31
0808S	3/4-16	-08	2.99	1.34	.39
1008S	7/8-14	-08	3.10	1.44	.39
1010S	7/8-14	-10	3.22	1.61	.48
1212S	1 1/16-12	-12	3.72	1.85	.61
1412S	1 3/16-12	-12	3.76	1.88	.61
1616S	1 5/16-12	-16	4.38	2.27	.82
*2020S	1 5/8-12	-20	4.88	2.47	1.05



SAE male o-ring boss FC5379-†

Dash Size	Thread	Hose Size	A	D	E ϕ
FC5379-					
1008S	7/8-14	-08	2.84	1.19	.39
1208S	1 1/16-12	-08	3.00	1.35	.39
1616S	1 5/16-12	-16	3.93	1.82	.82
*2020S	1 5/8-12	-20	4.38	1.98	1.05



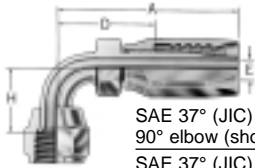
SAE 37° (JIC) swivel 45° elbow FC5144-

Dash Size	Thread	Hose Size	A	D	E ϕ	H
FC5144-						
0404S	7/16-20	-04	2.47	1.25	.17	.33
0606S	9/16-18	-06	2.82	1.35	.31	.39
0806S	3/4-16	-06	3.17	1.70	.31	.55
0808S	3/4-16	-08	2.26	1.54	.39	.55
1008S	7/8-14	-08	3.45	1.66	.39	.64
1010S	7/8-20	-10	3.54	1.99	.50	.64
1212S	1 1/16-12	-12	4.15	2.28	.61	.78
1616S	1 5/16-12	-16	5.03	2.92	.82	1.07
*2020S	1 5/8-12	-20	5.87	3.46	1.05	1.22

*FC310 only

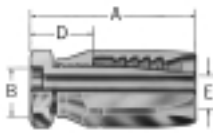
NOTE: For correct socket part number, see page 73.
†O-Ring not included. See pages 176-179 for O-Rings.

REUSABLE FITTINGS



SAE 37° (JIC) swivel
90° elbow (short) **FC5143-**
SAE 37° (JIC) swivel
90° elbow (long) **FC5142-**

Dash Size	Thread	Hose Size	A	D	Eφ	H
FC5143-						
0404S	7/16-20	-04	2.36	1.15	.17	.68
0606S	9/16-18	-06	2.72	1.25	.31	.85
0806S	3/4-16	-06	2.94	1.46	.31	1.09
0808S	3/4-16	-08	3.02	1.38	.39	1.09
1008S	7/8-14	-08	3.15	1.50	.39	1.23
1010S	7/8-14	-10	3.28	1.67	.50	1.23
1212S	1 1/16-12	-12	4.11	2.24	.61	1.82
1616S	1 5/16-12	-16	4.84	2.73	.82	2.39
*2020S	1 5/8-12	-20	5.67	3.27	1.05	2.75
FC5142-						
0404S	7/16-20	-04	2.36	1.15	.17	1.80
0606S	9/16-18	-06	2.72	1.25	.31	2.18
0806S	3/4-16	-06	3.06	1.59	.31	2.43
0808S	3/4-16	-08	3.15	1.50	.39	2.43
1008S	7/8-14	-08	3.40	1.75	.39	2.57
1010S	7/8-14	-10	3.53	1.92	.50	2.57
1212S	1 1/16-12	-12	4.11	2.24	.61	3.73
1616S	1 5/16-12	-16	4.84	2.73	.82	4.58
*2020S	1 5/8-12	-20	5.67	3.27	1.05	5.53



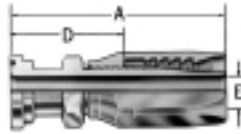
LIFESAVER† **FC5380-**

Dash Size	Tube Size	Hose Size	A	B†	D	Eφ
FC5380-						
0404S	1/4	-04	1.99	.25	.77	.17
0606S	3/8	-06	2.22	.38	.75	.31
0808S	1/2	-08	2.40	.50	.75	.39
1010S	5/8	-10	2.53	.62	.92	.50
1212S	3/4	-12	2.86	.75	.99	.61
1616S	1	-16	3.34	1.00	1.23	.82
*2020S	1 1/4	-20	3.92	1.25	1.52	1.05

All dimensions in inches.
†"B" dimension is counterbore diameter for mating tubing.

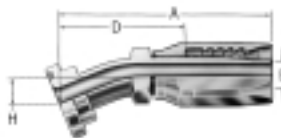
NOTE: For correct socket part number, see page 73.

*FC310 only



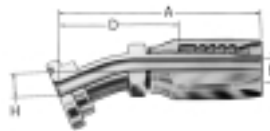
Code 61 SAE J518
Straight split flange **FC5135-**

Dash Size	Flange Head Dia.	Hose Size	A	D	Eφ
FC5135-					
0808S	1.19	-08	3.03	1.38	.39
1208S	1.50	-08	3.07	1.42	.39
1212S	1.50	-12	3.53	1.66	.61
1612S	1.75	-12	3.92	2.05	.61
1616S	1.75	-16	4.65	2.54	.82
2016S	2.00	-16	4.65	2.54	.82
*2020S	2.00	-20	5.23	2.83	1.05



Code 61 SAE J518
22 1/2° split flange **FC5136-**

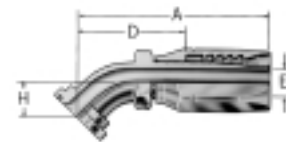
Dash Size	Flange Head Dia.	Hose Size	A	D	Eφ	H
FC5136-						
0808S	1.19	-08	3.76	2.11	.39	.50
1212S	1.50	-12	4.32	2.44	.61	.50
1612S	1.75	-12	4.32	2.44	.61	.50
1616S	1.75	-16	4.84	2.73	.82	.50
2016S	2.00	-16	4.84	2.73	.82	.50
*2020S	2.00	-20	5.47	3.07	1.05	.50



Code 61 SAE J518
30° split flange **FC5137-**

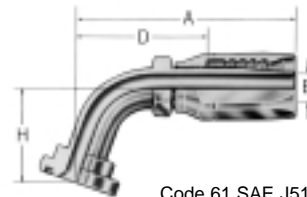
Dash Size	Flange Head Dia.	Hose Size	A	D	Eφ	H
FC5137-						
1212S	1.50	-12	4.38	2.51	.61	.69
1612S	1.75	-12	4.38	2.51	.61	.69
1616S	1.75	-16	4.61	2.50	.82	.50
2016S	2.00	-16	4.61	2.50	.82	.50
*2020S	2.00	-20	6.05	3.65	1.05	.96

NOTE: For flanges, split flange halves, kits and O-Rings see pages 176-179.



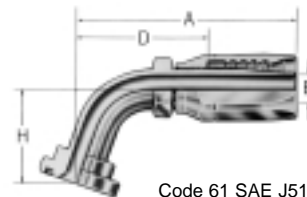
Code 61 SAE J518
45° split flange **FC5138-**

Dash Size	Flange Head Dia.	Hose Size	A	D	Eφ	H
FC5138-						
0808S	1.19	-08	3.71	2.06	.39	1.00
1212S	1.50	-12	4.34	2.47	.61	1.00
1612S	1.75	-12	4.39	2.52	.61	1.00
1616S	1.75	-16	5.09	2.98	.82	1.12
2016S	2.00	-16	5.09	2.98	.82	1.12
*2020S	2.00	-20	5.77	3.37	1.05	1.12



Code 61 SAE J518
60° split flange **FC5139-**

Dash Size	Flange Head Dia.	Hose Size	A	D	Eφ	H
FC5139-						
1212S	1.50	-12	4.52	2.65	.61	1.62
1612S	1.75	-12	4.52	2.65	.61	1.62
1616S	1.75	-16	5.15	3.04	.82	1.64
2016S	2.00	-16	5.15	3.04	.82	1.64
*2020S	2.00	-20	5.88	3.48	1.05	1.64

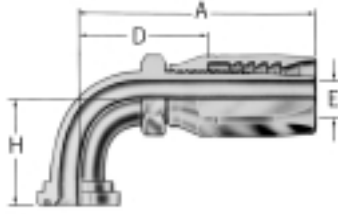


Code 61 SAE J518
67 1/2° split flange **FC5140-**

Dash Size	Flange Head Dia.	Hose Size	A	D	Eφ	H
FC5140-						
0808S	1.19	-08	3.47	1.82	.39	1.38
1212S	1.50	-12	4.37	2.50	.61	1.62
1612S	1.75	-12	4.37	2.50	.61	1.62
1616S	1.75	-16	5.07	2.96	.82	1.75
2016S	2.00	-16	5.07	2.96	.82	1.75
*2020S	2.00	-20	5.87	3.46	1.05	1.88

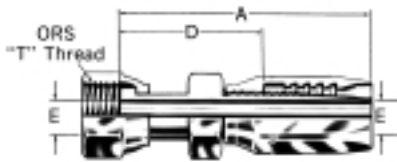
Hi-Pac® Reusable fittings

for use with Hose
FC310, FC510



Code 61 SAE J518
90° split flange **FC5141-**

Dash Size	Flange Head Dia.	Hose Size	A	D	E ϕ	H
FC5141-						
0808S	1.19	-08	3.15	1.50	.39	1.62
1208S	1.50	-08	3.15	1.50	.39	1.62
1212S	1.50	-12	4.11	2.24	.61	2.12
1612S	1.75	-12	4.11	2.24	.61	2.12
1616S	1.75	-16	4.84	2.73	.82	2.38
2016S	2.00	-16	4.84	2.73	.82	2.38
*2020S	2.00	-20	5.67	3.26	1.05	2.50



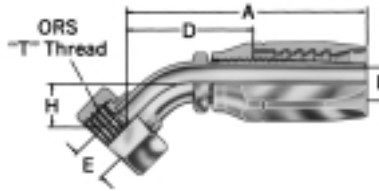
ORS Swivel
Straight **FJ9728-**

Dash Size	"T" Thread	Hose Size	A	D	E ϕ
FJ9728-					
0404S	$9/16-18$	-04	2.71	1.50	.17
0606S	$11/16-16$	-06	3.02	1.55	.26
0808S	$13/16-16$	-08	3.40	1.75	.39
1010S	1-14	-10	3.62	2.01	.50
1212S	$13/16-12$	-12	4.05	2.18	.61
1616S	$17/16-12$	-16	4.78	2.68	.82
2020S	$11/16-12$	-20	5.30	2.90	1.05

NOTE: For flanges, split flange halves, kits and O-Rings, see pages 176-179.

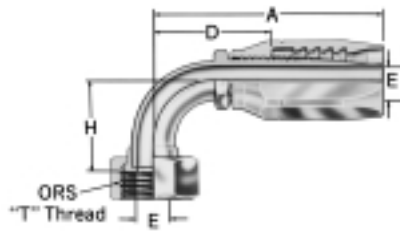
NOTE: For correct socket part number, see page 73.

*FC310 only



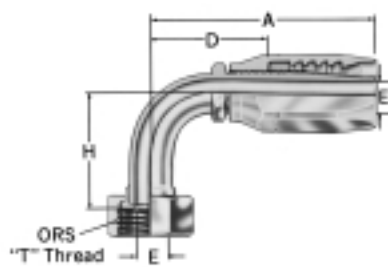
ORS Swivel
45° Elbow **FJ9729-**

Dash Size	"T" Thread	Hose Size	A	D	E ϕ	H
FJ9729-						
0404S	$9/16-18$	-04	2.58	1.36	.15	.41
0606S	$11/16-16$	-06	2.86	1.39	.24	.43
0808S	$13/16-16$	-08	3.30	1.65	.37	.59
1010S	1-14	-10	3.62	2.01	.46	.65
1212S	$13/16-12$	-12	4.21	2.34	.58	.83
1616S	$17/16-12$	-16	4.91	2.80	.76	.94
2020S	$11/16-12$	-20	5.74	3.34	1.01	1.00



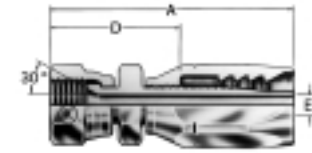
90° Elbow short drop **FJ9730-**

Dash Size	"T" Thread	Hose Size	A	D	E ϕ	H
FJ9730-						
0404S	$9/16-18$	-04	2.42	1.21	.15	.82
0606S	$11/16-16$	-06	2.72	1.25	.24	.90
0808S	$13/16-16$	-08	3.02	1.38	.37	1.15
1010S	1-14	-10	3.28	1.67	.46	1.27
1212S	$13/16-12$	-12	4.11	2.24	.58	1.88
1616S	$17/16-12$	-16	4.84	2.73	.76	2.21
2020S	$11/16-12$	-20	5.67	3.26	1.01	2.51



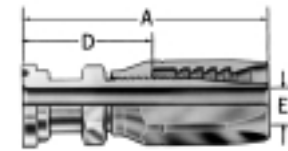
ORS Swivel
90° Elbow long drop **FJ9731-**

Dash Size	"T" Thread	Hose Size	A	D	E ϕ	H
FJ9731-						
0404S	$9/16-18$	-04	2.42	1.21	.15	1.80
0606S	$11/16-16$	-06	2.85	1.37	.24	2.13
0808S	$13/16-16$	-08	3.15	1.50	.37	2.51
1010S	1-14	-10	3.28	1.67	.46	2.76
1212S	$13/16-12$	-12	4.11	2.24	.58	3.78
1616S	$17/16-12$	-16	4.84	2.73	.76	4.50
2020S	$11/16-12$	-20	5.67	3.26	1.01	5.09



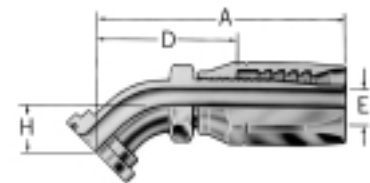
30° swivel-metric threads
special Komatsu
FJ7201-

Dash Size	Thread	Hose Size	A	D	E ϕ
FJ7201-					
0204S	M14x1.5	-04	2.82	1.61	.17
0306S	M18x1.5	-06	3.11	1.64	.25
0408S	M22x1.5	-08	3.32	1.66	.37
0510S	M24x1.5	-10	3.58	1.97	.50
0612S	M30x1.5	-12	4.08	2.22	.61
1016S	M33x1.5	-16	4.86	2.76	.80
1220S	M36x1.5	-20	5.46	3.06	.95



Komatsu split flange
FJ7202-

Dash Size	Flange Head Dia.	Hose Size	A	D	E ϕ
FJ7202-					
1010S	1.35	-10	4.52	2.91	.46



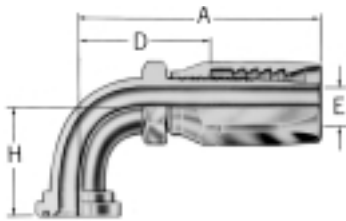
Komatsu split flange 45° elbow
FJ7203-

Dash Size	Flange Head Dia.	Hose Size	A	D	E ϕ	H
FJ7203-						
1010S	1.35	-10	3.80	2.19	.46	.86

All dimensions in inches.

Komatsu split flange fittings require the use of a special O-Ring.

Standard Aeroquip code 61 split flange fittings will work on Komatsu equipment with Komatsu flanges and bolts and standard Aeroquip O-Rings.



Komatsu split flange
90° elbow
FJ7204-

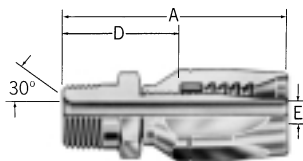
Dash Size	Flange Head Dia.	Hose Size	A	D	Eφ	H
FJ7204-						
1010S	1.35	-10	3.53	1.92	.46	3.02

Komatsu split flange fittings require the use of a special O-Ring.

Standard Aeroquip code 61 split flange fittings will work on Komatsu equipment with Komatsu flanges and bolts and standard Aeroquip O-Rings.

100R2 Skive Style Reusable fittings

for use with Hose
1529, 2766, 2781', FC195'

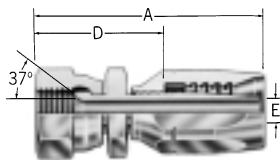


Male pipe 4722-

Dash Size	Thread	Hose Size	A	D	Eφ
4722-					
4-4S	1/4-18	-04	2.50	1.26	.17
6-4S	3/8-18	-04	2.56	1.32	.17
6-6S	3/8-18	-06	2.75	1.28	.31
6-8S	3/8-18	-08	2.84	1.32	.39
8-8S	1/2-14	-08	3.09	1.58	.39
8-10S	1/2-14	-10	3.18	1.63	.50
12-12S	3/4-14	-12	3.61	1.74	.61
16-12S	1-11 1/2	-12	3.92	2.06	.61
16-16S	1-11 1/2	-16	4.40	2.36	.82
20-20S	1 1/4-11 1/2	-20	4.90	2.59	1.05
24-24S	1 1/2-11 1/2	-24	4.98	2.74	1.28
32-32S	2-11 1/2	-32	5.50	3.05	1.75

NOTE: For flanges, split flange halves, kits and O-Rings, see pages 176-179.

NOTE: For correct socket part number, see page 73.
'SAE 100R2 pressures only.



SAE 37° (JIC) swivel 4721-
316 stainless steel SAE 37° (JIC) swivel
259-4721-

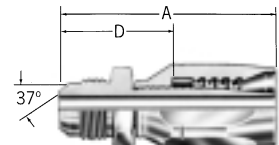
Dash Size	Thread	Hose Size	A	D	Eφ
4721-					
4-4S	7/16-20	-04	2.64	1.41	.17
5-4S	1/2-20	-04	2.72	1.49	.17
6-4S	9/16-18	-04	2.79	1.56	.17
6-6S	9/16-18	-06	2.98	1.51	.26
6-8S	3/4-16	-06	3.11	1.63	.31
8-8S	3/4-16	-08	3.20	1.68	.39
10-8S	7/8-14	-08	3.31	1.80	.39
12-8S	1 1/16-12	-08	3.40	1.89	.39
10S	7/8-14	-10	3.40	1.85	.50
12-10S	1 1/16-12	-10	3.50	1.94	.50
12S	1 1/16-12	-12	3.86	1.99	.61
14-12S	1 3/16-12	-12	3.94	2.06	.61
16-12S	1 5/16-12	-12	4.00	2.13	.61
16S	1 5/16-12	-16	4.48	2.43	.82
20S	1 7/8-12	-20	5.10	2.78	1.05
24S	1 7/8-12	-24	5.16	2.93	1.28
32S	2 1/2-12	-32	5.90	3.47	1.75
259-4721-					
4-4	7/16-20	-04	2.64	1.41	.17
6-4	9/16-18	-04	2.79	1.56	.17
6-6	9/16-18	-06	2.98	1.51	.26
8-6	3/4-16	-06	3.11	1.64	.31
8-8	3/4-16	-08	3.20	1.68	.39
10-8	7/8-14	-08	3.31	1.80	.39
10	7/8-14	-10	3.40	1.85	.50
12	1 1/16-12	-12	3.86	1.99	.61
16	1 5/16-12	-16	4.48	2.42	.82



SAE male O-Ring boss 190464-†

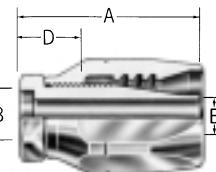
Dash Size	Thread	Hose Size	A	D	Eφ
190464-					
8S	3/4-16	-08	2.71	1.20	.39
10-8S	7/8-14	-08	2.84	1.33	.39
12-8S	1 1/16-12	-08	3.00	1.49	.39
12S	1 1/16-12	-12	3.46	1.59	.61
14-12S	1 3/16-12	-12	3.46	1.59	.61
16S	1 5/16-12	-16	3.93	1.87	.82
20S	1 7/8-12	-20	4.40	2.07	1.05
24S	1 7/8-12	-24	4.31	2.07	1.28
32S	2 1/2-12	-32	4.68	2.23	1.75

†O-Ring not included. See page 178 for O-Rings.



SAE 37° (JIC) male flare 4725-

Dash Size	Thread	Hose Size	A	D	Eφ
4725-					
4-4S	7/16-20	-4	2.49	1.25	.17
5-4S	1/2-20	-4	2.49	1.25	.17
6-4S	9/16-18	-4	2.55	1.33	.17
6-6S	9/16-18	-6	2.75	1.28	.30
8-6S	3/4-16	-6	2.91	1.44	.31
8-8S	3/4-16	-8	2.99	1.48	.39
10-8S	7/8-14	-8	3.10	1.59	.39
10S	7/8-14	-10	3.19	1.64	.51
12-8S	1 1/16-12	-8	3.26	1.75	.39
12-10S	1 1/16-12	-10	3.36	1.81	.50
12S	1 1/16-12	-12	3.72	1.85	.61
14-12S	1 3/16-12	-12	3.76	1.88	.61
16-12S	1 5/16-12	-12	3.90	2.03	.61
16S	1 5/16-12	-16	4.38	2.33	.82
20S	1 7/8-12	-12	4.89	2.58	1.05
24S	1 7/8-12	-24	5.06	2.82	1.28



LIFESAVER® 191000-

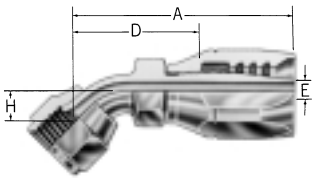
Dash Size	Tube Size	Hose Size	A	B*	D	Eφ
191000-						
4S	1/4	-04	2.03	.25	.80	.17
6S	3/8	-06	2.22	.38	.75	.31
8-6S	1/2	-06	2.32	.50	.84	.31
8S	1/2	-08	2.40	.50	.89	.39
10-8S	5/8	-08	2.40	.62	.89	.39
10S	5/8	-10	2.50	.62	.94	.50
12S	3/4	-12	2.86	.75	.99	.61
16-12S	1	-12	2.86	1.00	.99	.61
16S	1	-16	3.34	1.00	1.29	.82
20-16S	1 1/4	-16	3.46	1.25	1.42	.82
24-16S	1 1/2	-16	3.53	1.50	1.48	.82
16-20S	1	-20	3.94	1.00	1.62	.82
20-20S	1 1/4	-20	3.94	1.25	1.62	1.05
24-20S	1 1/2	-20	4.00	1.50	1.68	1.05
20-24S	1 1/4	-24	3.91	1.25	1.68	1.05
24S	1 1/2	-24	3.91	1.50	1.68	1.28
32S	2	-32	4.34	2.00	1.64	1.75

*"B" dimension is counterbore diameter for mating tubing.
Also available with metric and jump size counterbores.

All dimensions in inches.

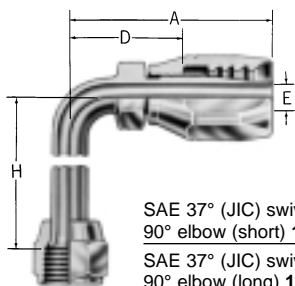
100R2 Skive Style Reusable fittings

for use with Hose
1529, 2766, 2781, FC195



SAE 37° (JIC) swivel 45° elbow **190287-**

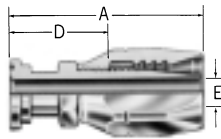
Dash Size	Thread	Hose Size	A	D	Eφ	H
190287-						
4S	7/16-20	-04	2.51	1.28	.17	.33
6S	9/16-18	-06	2.82	1.35	.31	.39
8-6S	3/4-16	-06	3.17	1.70	.31	.55
8S	3/4-16	-08	3.26	1.75	.39	.55
10-8S	7/8-14	-08	3.45	1.94	.39	.64
10S	7/8-14	-10	3.54	1.99	.50	.64
12S	1 1/16-12	-12	4.15	2.28	.61	.78
16S	1 5/16-12	-16	5.03	2.97	.82	1.07
20S	1 7/8-12	-20	5.88	3.56	1.05	1.22



SAE 37° (JIC) swivel 90° elbow (short) **190264-**

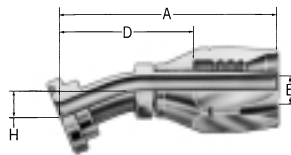
SAE 37° (JIC) swivel 90° elbow (long) **190263-**

Dash Size	Thread	Hose Size	A	D	Eφ	H
190264-						
4S	7/16-20	-04	2.40	1.17		.68
6S	9/16-18	-06	2.72	1.25		.85
8-6S	3/4-16	-06	2.94	1.46	.31	1.09
8S	3/4-16	-08	3.02	1.52		1.09
10-8S	7/8-14	-08	3.15	1.64	.39	1.23
10S	7/8-14	-10	3.24	1.69		1.23
12S	1 1/16-12	-12	4.11	2.24		1.82
16S	1 5/16-12	-16	4.84	2.79	.82	2.39
20S	1 7/8-12	-20	5.68	3.36	1.05	2.75
190263-						
4S	7/16-20	-04	2.40	1.17	.17	1.80
6S	9/16-18	-06	2.72	1.25	.31	2.18
8-6S	3/4-16	-06	3.06	1.59	.31	2.43
8S	3/4-16	-08	3.15	1.64	.39	2.43
10-8S	7/8-14	-08	3.40	1.89	.39	2.57
10S	7/8-14	-10	3.50	1.94	.50	2.57
12S	1 1/16-12	-12	4.11	2.24	.61	3.73
16S	1 5/16-12	-16	4.84	2.78	.82	4.58
20S	1 7/8-12	-20	5.68	3.36	1.05	5.53



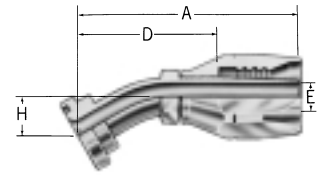
Code 61 SAE J518
Straight split flange **4744-**

Dash Size	Flange Head Dia.	Hose Size	A	D	Eφ
4744-					
8S	1.19	-08	3.03	1.52	.39
12-8S	1.50	-08	3.07	1.56	.39
12S	1.50	-12	3.53	1.66	.61
16-12S	1.75	-12	3.92	2.05	.61
16S	1.75	-16	4.65	2.59	.82
20-16S	2.00	-16	4.65	2.60	.82
24-16S	2.38	-16	4.72	2.66	.82
16-20S	1.75	-20	5.61	3.29	.82
20S	2.00	-20	5.25	2.93	1.05
24-20S	2.38	-20	5.25	2.93	1.05
24S	2.38	-24	5.51	3.27	1.28
20-24S	2.00	-24	5.22	2.99	1.05
32-24S	2.81	-24	5.51	3.27	1.28
32S	2.81	-32	6.37	3.93	1.75



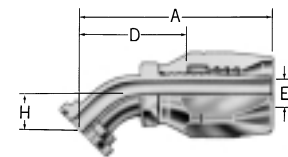
Code 61 SAE J518
22 1/2° split flange **4720-**

Dash Size	Flange Head Dia.	Hose Size	A	D	Eφ	H
4720-						
8S	1.19	-08	3.76	2.25	.39	.50
12S	1.50	-12	4.22	2.44	.61	.50
16-12S	1.75	-12	4.32	2.44	.61	.50
16S	1.75	-16	4.84	2.79	.82	.50
20-16S	2.00	-16	4.84	2.79	.82	.50
20S	2.00	-20	5.49	3.17	1.05	.50
24S	2.38	-24	5.52	3.28	1.28	.50
32S	2.81	-32	6.04	3.60	1.75	.50



Code 61 SAE J518
30° split flange **190414-**

Dash Size	Flange Head Dia.	Hose Size	A	D	Eφ	H
190414-						
12S	1.50	-12	4.38	2.51	.61	.69
16-12S	1.75	-12	4.38	2.51	.61	.69
20-12S	2.00	-12	4.38	2.51	.61	.69
16S	1.75	-16	4.61	2.56	.82	.50
20-16S	2.00	-16	4.61	2.56	.82	.50
16-20S	1.75	-20	6.06	3.74	1.05	.96
20S	2.00	-20	6.06	3.74	1.05	.96
24-20S	2.38	-20	6.06	3.74	1.05	.96
32-20S	2.81	-20	6.12	3.80	1.05	.99
20-24S	2.00	-24	6.04	3.81	1.05	.96
24S	2.38	-24	5.45	3.22	1.28	.58
32-24S	2.81	-24	5.45	3.22	1.28	.58
32S	2.81	-32	6.13	3.69	1.75	.65



Code 61 SAE J518
45° split flange **4745-**

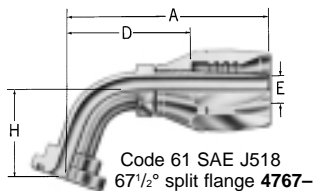
Dash Size	Flange Head Dia.	Hose Size	A	D	Eφ	H
4745-						
8S	1.19	-08	3.71	2.20	.39	1.00
12-8S	1.50	-08	3.71	2.20	.39	1.00
16-10S	1.75	-10	3.91	2.35	.50	1.00
12S	1.50	-12	4.34	2.47	.61	1.00
16-12S	1.75	-12	4.39	2.52	.61	1.00
20-12S	2.00	-12	4.38	2.52	.61	1.00
24-12S	2.38	-12	4.45	2.56	.61	1.05
32-12S	2.81	-12	4.37	2.50	.61	.99
16S	1.75	-16	5.09	3.04	.82	1.12
20-16S	2.00	-16	5.09	3.04	.82	1.12
24-16S	2.38	-16	5.13	3.08	.82	1.17
16-20S	1.75	-20	5.68	3.36	.82	1.12
20S	2.00	-20	5.78	3.46	1.05	1.12
24-20S	2.38	-20	5.78	3.46	1.05	1.12
32-20S	2.81	-20	5.83	3.51	1.05	1.17
20-24S	2.00	-24	5.76	3.53	1.05	1.12
24S	2.38	-24	5.87	3.63	1.28	1.12
32-24S	2.81	-24	5.86	3.63	1.28	1.12
32S	2.81	-32	6.63	4.19	1.75	1.25
40-32S	3.31	-32	6.67	4.23	1.75	1.30

All dimensions in inches.

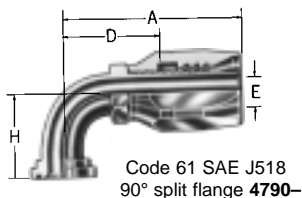
NOTE: For flanges, split flange halves, kits and O-Rings, see pages 176-179.

NOTE: For socket part numbers, see page 73.

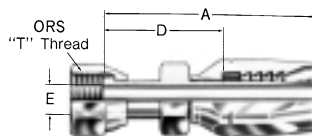
REUSABLE FITTINGS



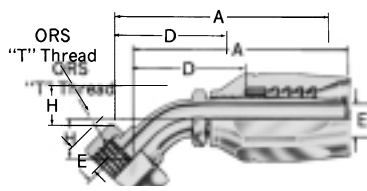
Dash Size	Flange Head Dia.	Hose Size	A	D	Eφ	H
4767-						
8S	1.19	-08	3.47	1.96	.39	1.38
12S	1.50	-12	4.37	2.50	.61	1.62
16-12S	1.75	-12	4.37	2.50	.61	1.62
16S	1.75	-16	5.07	3.02	.82	1.75
20-16S	2.00	-16	5.07	3.02	.82	1.75
20S	2.00	-20	5.88	3.56	1.05	1.88
24S	2.38	-24	6.08	3.84	1.28	2.00
32S	2.81	-32	6.94	4.50	1.75	2.25



Dash Size	Flange Head Dia.	Hose Size	A	D	Eφ	H
4790-						
8S	1.19	-08	3.15	1.64	.39	1.62
12-8S	1.50	-08	3.15	1.64	.39	1.62
16-8S	1.75	-08	3.15	1.64	.39	1.78
12-10S	1.50	-10	3.50	1.94	.50	2.03
16-10S	1.75	-10	3.50	1.94	.50	2.12
8-12S	1.19	-12	3.61	1.74	.37	1.62
12S	1.50	-12	4.11	2.24	.61	2.12
16-12S	1.75	-12	4.11	2.24	.61	2.12
20-12S	2.00	-12	4.11	2.24	.61	2.12
24-12S	2.38	-12	4.11	2.24	.61	2.22
12-16S	1.50	-16	4.59	2.54	.82	2.12
16S	1.75	-16	4.84	2.79	.82	2.38
20-16S	2.00	-16	4.84	2.79	.82	2.38
24-16S	2.38	-16	4.84	2.79	.82	2.44
32-16S	2.81	-16	4.84	2.79	.82	2.34
16-20S	1.75	-20	5.44	3.12	.82	2.38
20S	2.00	-20	5.68	3.36	1.05	2.50
24-20S	2.38	-20	5.68	3.36	1.05	2.50
32-20S	2.81	-20	5.68	3.36	1.05	2.56
20-24S	2.00	-24	5.66	3.42	1.05	2.50
24S	2.38	-24	5.91	3.68	1.28	2.75
32-24S	2.81	-24	5.91	3.68	1.28	2.75
32S	2.81	-32	6.84	4.40	1.75	3.25
40-32S	3.31	-32	6.84	4.40	1.75	3.31



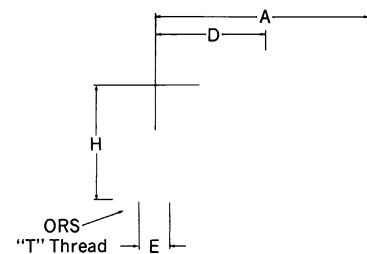
Dash Size	"T" Thread	Hose Size	A	D	Eφ
FJ9732-					
0404S	9/16-18	-04	2.75	1.52	.17
0606S	11/16-16	-06	3.02	1.55	.26
0808S	13/16-16	-08	3.40	1.89	.39
1010S	1-14	-10	3.58	2.03	.50
1212S	13/16-12	-12	4.05	2.18	.61
1616S	17/16-12	-16	4.78	2.73	.82
2020S	111/16-12	-20	5.32	3.00	1.05
2424S	2-12	-24	5.35	3.12	1.26



Dash Size	"T" Thread	Hose Size	A	D	Eφ	H
FJ9733-						
0404S	9/16-18	-04	2.62	1.39	.15	.41
0606S	11/16-16	-06	2.86	1.39	.24	.43
0808S	13/16-16	-08	3.30	1.79	.37	.59
1010S	1-14	-10	3.59	2.03	.46	.65
1212S	13/16-12	-12	4.21	2.34	.58	.83
1616S	17/16-12	-16	4.91	2.85	.76	.94
2020S	111/16-12	-20	5.76	3.44	1.01	1.00
2424S	2-12	-24	5.81	3.58	1.26	1.07

ORS Swivel
90° elbow short drop
FJ9734-

Dash Size	"T" Thread	Hose Size	A	D	Eφ	H
FJ9734-						
0404S	9/16-18	-04	2.47	1.23	.15	.82
0606S	11/16-16	-06	2.72	1.25	.24	.90
0808S	13/16-16	-08	3.02	1.52	.37	1.15
1010S	1-14	-10	3.24	1.69	.46	1.27
1212S	13/16-12	-12	4.11	2.24	.58	1.88
1616S	17/16-12	-16	4.84	2.78	.76	2.21
2020S	111/16-12	-20	5.68	3.36	1.01	2.51
2424S	2-12	-24	5.91	3.68	1.26	2.70



Dash Size	"T" Thread	Hose Size	A	D	Eφ	H
FJ9735-						
0404S	9/16-18	-04	2.62	1.39	.15	1.80
0606S	11/16-16	-06	2.85	1.37	.24	2.13
0808S	13/16-16	-08	3.15	1.64	.37	2.51
1010S	1-14	-10	3.24	1.69	.46	2.76
1212S	13/16-12	-12	4.11	2.24	.58	3.78
1616S	17/16-12	-16	4.84	2.78	.76	4.50
2020S	111/16-12	-20	5.68	3.36	1.01	5.09
2424S	2-12	-24	5.91	3.68	1.26	5.54

All dimensions in inches.

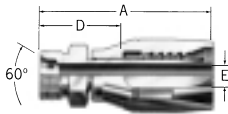
NOTE: For flanges, split flange halves, kits and O-Rings, see pages 176-179.

NOTE: For socket part numbers, see page 73.

REUSABLE HOSE FITTINGS

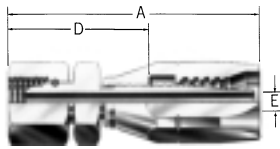
BSP 100R2 Skive Style Reusable fittings

for use with Hose
1529, 2766, 2781, FC195



BSP male 07.020-

Dash Size	Thread	Hose Size	A	D	E ϕ
07.020-					
4-4	1/4-19	-04	2.46 62.5	1.22 31	.16 4.0
6-6	3/8-19	-06	2.72 69	1.24 31.5	.31 8.0
8-8	1/2-14	-08	2.87 73	1.36 34.5	.39 10.0
10-10	5/8-14	-10	3.09 78.5	1.54 39	.51 13.0
12-10	3/4-14	-10	3.13 79.5	1.57 40	.51 13.0
12-12	3/4-14	-12	3.50 89	1.63 41.5	.61 15.5
16-12	1-11	-12	3.64 92.5	1.77 45	.61 15.5
16-16	1-11	-16	4.11 104.5	2.07 52.5	.81 20.5
20-20	1 1/4-11	-20	4.59 116.5	2.26 57.5	1.04 26.5
24-24	1 1/2-11	-24	4.55 115.5	2.30 58.5	1.28 32.5
32-32	2-11	-32	5.14 130.5	2.70 68.5	1.75 44.5



BSP female swivel 07.420-

Dash Size	Thread	Hose Size	A	D	E ϕ
07.420-					
4-4	1/4-19	-04	2.72 69	1.48 37.5	.16 4.0
6-6	3/8-19	-06	2.97 75.5	1.50 38	.31 8.0
8-6	1/2-14	-06	3.03 77	1.56 39.5	.31 8.0
8-8	1/2-14	-08	3.11 79	1.59 40.5	.39 10.0

(Continued next column)

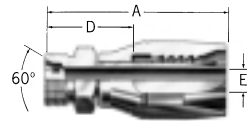
inches in bold type
millimeters in light type

BSP female swivel 07.420- (continued)

Dash Size	Thread	Hose Size	A	D	E ϕ
07.420-					
10-8	5/8-14	-08	3.17 80.5	1.65 42	.39 10.0
10-10	5/8-14	-10	3.27 83	1.71 43.5	.51 13.0
12-10	3/4-14	-10	3.33 84.5	1.77 45	.51 13.0
12-12	3/4-14	-12	3.70 94	1.83 46.5	.61 15.5
16-12	1-11	-12	3.90 99	2.03 51.5	.61 15.5
16-16	1-11	-16	4.37 111	2.32 59	.81 20.5
20-16	1 1/4-11	-16	4.41 112	2.36 60	.81 20.5
20-20	1 1/4-11	-20	4.88 124	2.56 65	1.04 26.5
24-24	1 1/2-11	-24	4.92 125	2.70 68.5	1.28 32.5
32-32	2-11	-32	5.43 138	3.00 76.1	1.75 44.5

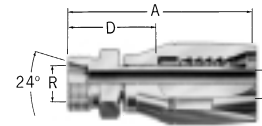
Metric 100R2 Skive Style Reusable fittings

for use with Hose
1529, 2766, 2781, FC195



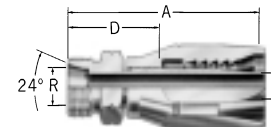
Metric male 60° DIN 7631/7647 07.078-

Dash Size	Thread	Hose Size	A	D	E ϕ
07.078-					
4-4	M12 x 1.5	-04	2.40 61	1.16 29.5	.16 4.0
6-4	M14 x 1.5	-04	2.40 61	1.16 29.5	.16 4.0
8-6	M16 x 1.5	-06	2.60 66	1.12 28.5	.31 8.0
10-6	M18 x 1.5	-06	2.60 66	1.12 28.5	.31 8.0
13-8	M22 x 1.5	-08	2.76 70	1.24 31.5	.39 10.0
16-10	M26 x 1.5	-10	2.85 72.5	1.30 33	.51 13.0
20-12	M30 x 1.5	-12	3.31 84	1.44 36.5	.61 15.5
25-16	M38 x 1.5	-16	3.86 98	1.81 46	.81 20.5
32-20	M45 x 1.5	-20	4.33 110	2.01 51	1.04 26.5
40-24	M52 x 1.5	-24	4.33 110	2.09 53	1.28 32.5
50-32	M65 x 2	-32	4.80 122	2.36 60	1.75 44.5



Metric male 24° DIN 3901/3902 I.Rh. 07.013-

Dash Size	Thread	Hose Size	A	D	E ϕ	R ϕ *
07.013-						
6-4	M12 x 1.5	-04	2.40 61	1.16 29.5	.16 4.0	.24 6
8-4	M14 x 1.5	-04	2.40 61	1.16 29.5	.16 4.0	.31 8
10-6	M16 x 1.5	-06	2.64 67	1.16 29.5	.31 8.0	.39 10
12-6	M18 x 1.5	-06	2.64 67	1.16 29.5	.31 8.0	.47 12
15-8	M22 x 1.5	-08	2.76 70	1.24 31.5	.39 10.0	.59 15
18-10	M26 x 1.5	-10	2.85 72.5	1.30 33	.51 13.0	.71 18
22-12	M30 x 2	-12	3.39 86	1.52 38.5	.61 15.5	.87 22
28-16	M36 x 2	-16	3.86 98	1.81 46	.81 20.5	1.10 28
35-20	M45 x 2	-20	4.41 112	2.09 53	1.04 26.5	1.38 35
42-24	M52 x 2	-24	4.41 112	2.17 55	1.28 32.5	1.65 42

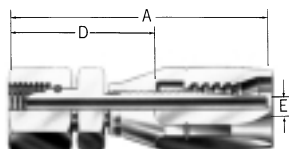


Metric male 24° DIN 3901/3902 s.Rh. 07.005-

Dash Size	Thread	Hose Size	A	D	E ϕ	R ϕ *
07.005-						
8-4	M16 x 1.5	-04	2.48 63	1.24 31.5	.16 4.0	.31 8
10-4	M18 x 1.5	-04	2.48 63	1.24 31.5	.16 4.0	.39 10
12-6	M20 x 1.5	-06	2.68 68	1.20 30.5	.31 8.0	.47 12
14-6	M22 x 1.5	-06	2.76 70	1.28 32.5	.31 8.0	.55 14
16-8	M24 x 1.5	-08	2.83 72	1.32 33.5	.39 10.0	.63 16
20-10	M30 x 2	-10	3.09 78.5	1.54 39	.51 13.0	.79 20
25-12	M36 x 2	-12	3.54 90	1.67 42.5	.61 15.5	.98 25
30-16	M42 x 2	-16	4.09 104	2.05 52	.81 20.5	1.18 30
38-20	M52 x 2	-20	4.72 120	2.32 59	1.04 26.5	1.50 38

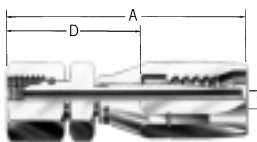
*R ϕ dimension is tube O.D. and refers to mating component when not called out on the illustration.

NOTE: For correct socket part number, see page 73.



Metric universal female swivel 60°
DIN 7631/7647 **07.327-107.357-**

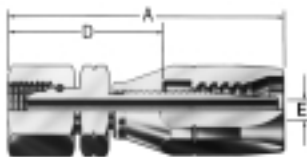
Dash Size	Thread	Hose Size	A	D	E ϕ
07.327-					
4-4	M12 x 1.5	-04	2.64 67	1.40 35.5	.16 4.0
6-4	M14 x 1.5	-04	2.64 67	1.40 35.5	.16 4.0
8-6	M16 x 1.5	-06	2.89 73.5	1.42 36	.31 8.0
10-6	M18 x 1.5	-06	2.89 73.5	1.42 36	.31 8.0
13-8	M22 x 1.5	-08	3.05 77.5	1.54 39	.39 10.0
16-8	M26 x 1.5	-08	3.17 80.5	1.65 42	.39 10.0
16-10	M26 x 1.5	-10	3.27 83	1.71 43.5	.51 13.0
07.357-					
20-12	M30 x 1.5	-12	3.68 93.5	1.81 46	.61 15.5
25-16	M38 x 1.5	-16	4.25 108	2.20 56	.81 20.5
32-20	M45 x 1.5	-20	4.80 122	2.48 63	1.04 26.5
40-24	M52 x 1.5	-24	4.70 119.5	2.46 62.5	1.28 32.5
50-32	M65 x 2	-32	5.26 133.5	2.81 71.5	1.75 44.5



Metric universal female swivel 24°
DIN 3901/3902 I.Rh. **07.327-**

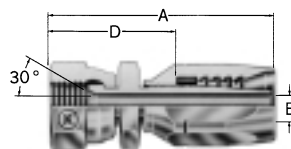
Dash Size	Thread	Hose Size	A	D	E ϕ	R ϕ *
07.327-						
4-4	M12 x 1.5	-04	2.64 67	1.40 35.5	.16 4.0	.24 6
6-4	M14 x 1.5	-04	2.64 67	1.40 35.5	.16 4.0	.31 8
8-6	M16 x 1.5	-06	2.89 73.5	1.42 36	.31 8.0	.39 10
10-6	M18 x 1.5	-06	2.89 73.5	1.42 36	.31 8.0	.47 12
13-8	M22 x 1.5	-08	3.05 77.5	1.54 39	.39 10.0	.59 15
16-8	M26 x 1.5	-08	3.17 80.5	1.65 42	.39 10.0	.71 18
16-10	M26 x 1.5	-10	3.27 83	1.71 43.5	.51 13.0	.71 18
22-12	M30 x 2	-12	3.74 95	1.87 47.5	.61 15.5	.87 22
28-16	M36 x 2	-16	4.27 108.5	2.22 56.5	.81 20.5	1.10 28
35-20	M45 x 2	-20	4.78 121.5	2.46 62.5	1.04 26.5	1.38 35
42-24	M52 x 2	-24	4.80 122	2.56 65	1.28 32.5	1.65 42

inches in bold type
millimeters in light type



Metric universal female swivel 24°
DIN 3901/3902 s.Rh. **07.329-**

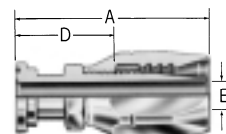
Dash Size	Thread	Hose Size	A	D	E ϕ	R ϕ *
07.329-						
8-4	M16 x 1.5	-04	2.70 68.5	1.46 37	.16 4.0	.31 8
10-4	M18 x 1.5	-04	2.70 68.5	1.46 37	.16 4.0	.39 10
12-6	M20 x 1.5	-06	2.97 75.5	1.50 38	.31 8.0	.47 12
14-6	M22 x 1.5	-06	2.97 75.5	1.50 38	.31 8.0	.55 14
16-8	M24 x 1.5	-08	3.13 79.5	1.61 41	.39 10.0	.63 16
20-10	M30 x 2	-10	3.37 85.5	1.81 46	.51 13.0	.79 20
20-12	M30 x 2	-12	3.74 95	1.87 47.5	.61 15.5	.79 20
25-12	M36 x 2	-12	3.78 96	1.91 48.5	.61 15.5	.98 25
30-16	M42 x 2	-16	4.29 109	2.24 57	.81 20.5	1.18 30
38-20	M52 x 2	-20	4.80 122	2.48 63	1.04 26.5	1.50 38



30° swivel—metric threads
special Komatsu **FC5432-**

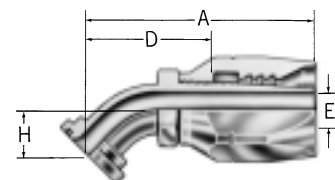
Dash Size	Thread	Hose Size	A	D	E ϕ
FC5432-					
0204S	M14 x 1.5	-04	2.86	1.63	.17
0306S	M18 x 1.5	-06	3.11	1.64	.25
0408S	M22 x 1.5	-08	3.32	1.80	.37
0510S	M24 x 1.5	-10	3.55	2.00	.50
0612S	M30 x 1.5	-12	4.08	2.21	.61
1016S	M33 x 1.5	-16	4.87	2.81	.82
1220S	M36 x 1.5	-20	5.48	3.15	.95
1424S	M42 x 1.5	-24	5.52	3.29	1.19

*R ϕ dimension is tube O.D. and refers to mating component when not called out on the illustration.



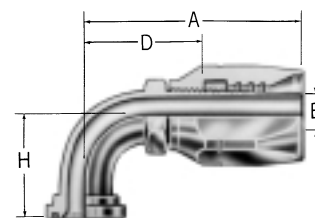
Komatsu split flange **FJ9066-**

Dash Size	Flange Head Dia.	Hose Size	A	D	E ϕ
FJ9066-					
1010S	1.35	-10	4.48	2.93	.46



Komatsu split flange 45° elbow **FJ9065-**

Dash Size	Flange Head Dia.	Hose Size	A	D	E ϕ	H
FJ9065-						
1010S	1.35	-10	3.77	2.22	.46	.86



Komatsu split flange 90° elbow **FJ9064-**

Dash Size	Flange Head Dia.	Hose Size	A	D	E ϕ	H
FJ9064-						
1010S	1.35	-10	3.50	1.94	.46	2.02

Komatsu split flange fittings require the use of a special O-Ring.

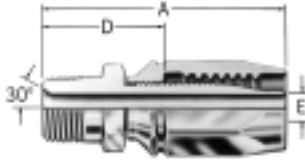
Standard Aeroquip code 61 split flange fittings will work on Komatsu equipment with Komatsu flanges and bolts and standard Aeroquip O-Rings. Consult Aeroquip catalogs for part numbers and dimensions.

All dimensions in inches.

NOTE: For socket part numbers, see page 73.

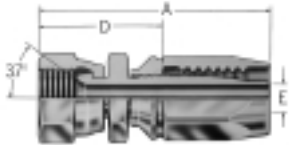
100R2 TTC Reusable fittings

for use with Hose
FC212, GH793'



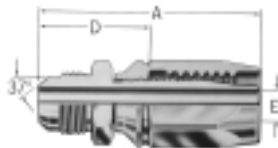
Male pipe **FC5985-**

Dash Size	Thread	Hose Size	A	D	Eφ
FC5985-					
0404S	1/4-18	-04	2.50	1.33	.17
0606S	3/8-18	-06	2.75	1.41	.31
0608S	3/8-18	-08	2.84	1.31	.39
0808S	1/2-14	-08	3.09	1.58	.39
1212S	3/4-14	-12	3.61	1.74	.61
1616S	1-11/2	-16	4.40	2.35	.82



SAE 37° (JIC) swivel **FC5988-**

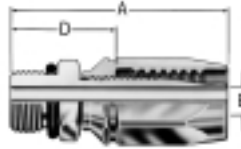
Dash Size	Thread	Hose Size	A	D	Eφ
FC5988-					
0404S	7/16-20	-04	2.64	1.47	.17
0606S	9/16-18	-06	2.98	1.64	.31
0808S	3/4-16	-08	3.20	1.68	.39
1212S	1 1/16-12	-12	3.86	1.99	.61
1616S	1 5/16-12	-16	4.48	2.43	.82



SAE 37° (JIC) male flare **FC5986-**

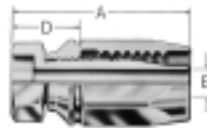
Dash Size	Thread	Hose Size	A	D	Eφ
FC5986-					
0404S	7/16-20	-04	2.49	1.32	.17
0606S	9/16-18	-06	2.75	1.41	.30
0808S	3/4-16	-08	2.99	1.48	.39
1212S	1 1/16-12	-12	3.72	1.85	.61
1616S	1 5/16-12	-16	4.38	2.33	.82

¹SAE 100R2 pressures only.



SAE male O-Ring boss** **FC5987-**

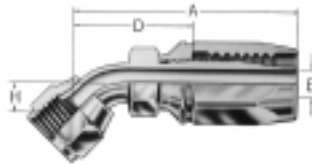
Dash Size	Thread	Hose Size	A	D	Eφ
FC5987-					
0606S	9/16-18	-06	2.58	1.24	.31
0806S	3/4-16	-06	2.63	1.29	.31
0808S	3/4-16	-08	2.71	1.20	.39
1212S	1 1/16-12	-12	3.46	1.59	.61
1616S	1 5/16-12	-16	3.93	1.88	.82



LIFESAVER* **FC5989-**

Dash Size	Tube Size	Hose Size	A	B*	D	Eφ
FC5989-						
0404S	1/4	-04	2.03	.25	.86	.17
0606S	3/8	-06	2.22	.38	.88	.31
0808S	1/2	-08	2.40	.50	.89	.39
1212S	3/4	-12	2.86	.75	.99	.61
1616S	1	-16	3.34	1.00	1.29	.82

Also available with metric and jump size counterbores.

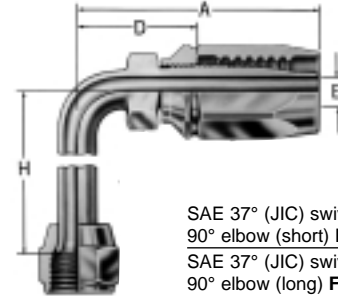


SAE 37° (JIC) swivel 45° elbow **FC5990-**

Dash Size	Thread	Hose Size	A	D	Eφ	H
FC5990-						
0404S	7/16-20	-04	2.51	1.34	.17	.33
0606S	9/16-18	-06	2.82	1.48	.31	.39
0808S	3/4-16	-08	3.26	1.75	.39	.55
1212S	1 1/16-12	-12	4.15	2.28	.61	.78
1616S	1 5/16-12	-16	5.03	2.98	.82	1.07

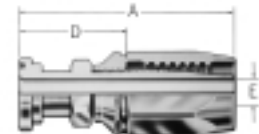
*B dimension is counterbore diameter for mating tubing.

**See page 178 for O-Rings.



SAE 37° (JIC) swivel
90° elbow (short) **FC5992**
SAE 37° (JIC) swivel
90° elbow (long) **FC5991**

Dash Size	Thread	Hose Size	A	D	Eφ	H
FC5992-						
0404S	7/16-20	-04	2.40	1.23	.17	.68
0606S	9/16-18	-06	2.72	1.38	.31	.85
0808S	3/4-16	-08	3.02	1.52	.39	1.09
1212S	1 1/16-12	-12	4.11	2.24	.61	1.82
1616S	1 5/16-12	-16	4.84	2.79	.82	2.39
FC5991-						
0404S	7/16-20	-04	2.40	1.23	.17	1.80
0606S	9/16-18	-06	2.72	1.38	.31	2.18
0808S	3/4-16	-08	3.15	1.64	.39	2.43
1212S	1 1/16-12	-12	4.11	2.24	.61	3.73
1616S	1 5/16-12	-16	4.84	2.79	.82	4.58

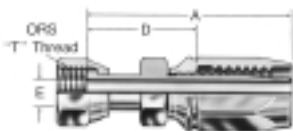


Code 61 SAE J518
Straight split flange **FC5993**

Dash Size	Flange Head Dia.	Hose Size	A	D	Eφ
FC5993-					
0808S	1.19	-08	3.03	1.52	.39
1212S	1.50	-12	3.53	1.66	.61
1616S	1.75	-16	4.65	2.60	.82

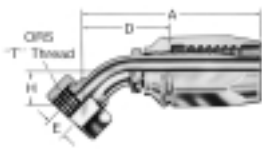
NOTE: For correct socket part number, see page 73.
All dimensions in inches.

NOTE: For flanges, split flange halves, kits and O-Rings, see pages 176-179.



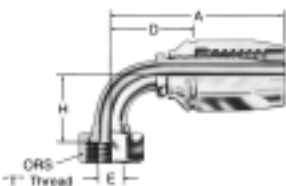
ORS Swivel
Straight FJ7344-

Dash Size	"T" Thread	Hose Size	A	D	E ϕ
FJ7344-					
0404S	9/16-18	-04	2.76	1.59	.16
0606S	11/16-16	-06	3.03	1.69	.26
0808S	13/16-16	-08	3.40	1.89	.36
1212S	13/16-12	-12	4.06	2.36	.55
1616S	17/16-12	-16	4.79	2.74	.78



ORS Swivel
45° elbow FJ7345-

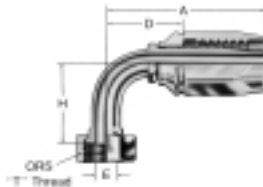
Dash Size	"T" Thread	Hose Size	A	D	E ϕ	H
FJ7345-						
0404S	9/16-18	-04	2.62	1.45	.17	.41
0606S	11/16-16	-06	2.87	1.53	.26	.43
0808S	13/16-16	-08	3.30	1.79	.38	.59
1212S	13/16-12	-12	4.21	2.34	.61	.83
1616S	17/16-12	-16	4.91	2.86	.81	.94



ORS Swivel
90° elbow short drop FJ7346-

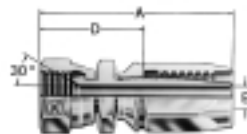
Dash Size	"T" Thread	Hose Size	A	D	E ϕ	H
FJ7346-						
0404S	9/16-18	-04	2.47	1.30	.17	.82
0606S	11/16-16	-06	2.72	1.38	.26	.90
0808S	13/16-16	-08	3.03	1.52	.38	1.15
1212S	13/16-12	-12	4.11	2.24	.61	1.88
1616S	17/16-12	-16	4.84	2.79	.81	2.21

All dimensions in inches.



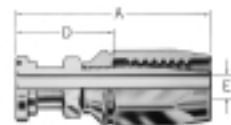
ORS Swivel
90° elbow long drop FJ7347-

Dash Size	"T" Thread	Hose Size	A	D	E ϕ	H
FJ7347-						
0404S	9/16-18	-04	2.47	1.30	.17	1.80
0606S	11/16-16	-06	2.85	1.51	.26	2.13
0808S	13/16-16	-08	3.15	1.64	.38	2.51
1212S	13/16-12	-12	4.11	2.24	.61	3.78
1616S	17/16-12	-16	4.84	2.79	.81	4.50



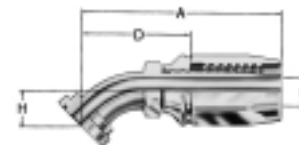
30° swivel-metric threads
special Komatsu
FJ7200-

Dash Size	Thread	Hose Size	A	D	E ϕ
FJ7200-					
0204S	M14x1.5	-04	2.87	1.70	.17
0306S	M18x1.5	-06	3.11	1.77	.25
0408S	M22x1.5	-08	3.32	1.80	.37
0512S	M24x1.5	-12	3.92	2.06	.48
0612S	M30x1.5	-12	4.08	2.22	.61
1016S	M33x1.5	-16	4.86	2.82	.80



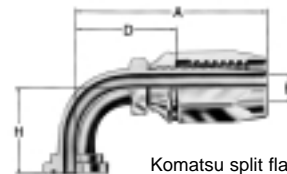
Komatsu split flange
FJ7221-

Dash Size	Flange Head Dia.	Hose Size	A	D	E ϕ
FJ7221-					
1012S	1.35	-12	5.16	3.29	.58



Komatsu split flange
45° elbow
FJ7228-

Dash Size	Flange Head Dia.	Hose Size	A	D	E ϕ	H
FJ7228-						
1012S	1.35	-12	4.38	2.51	.58	1.00



Komatsu split flange
90° elbow
FJ7229-

Dash Size	Flange Head Dia.	Hose Size	A	D	E ϕ	H
FJ7229-						
1012S	1.35	-12	4.11	2.24	.58	2.14

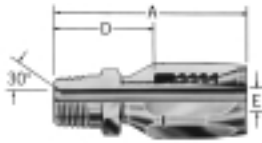
Komatsu split flange fittings require the use of a special O-Ring.

Standard Aeroquip code 61 split flange fittings will work on Komatsu equipment with Komatsu flanges and bolts and standard Aeroquip O-Rings.

NOTE: For socket part number, see page 73.

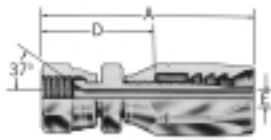
**Spiral Skive Style
Reusable fittings**

for use with Hose
FC136, FC324 (-08), GH493, FC736



Male pipe 190934-/FC7640-

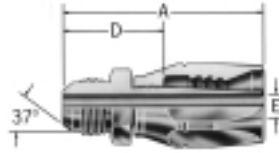
Dash Size	Thread	Hose Size	A	D	E ϕ
190934-					
4-6S	1/4-18	-06	3.07	1.45	.30
6-6S	3/8-18	-06	3.07	1.45	.30
6-8S	3/8-18	-08	2.84	1.33	.39
8-8S	1/2-14	-08	3.09	1.58	.39
12-12S	3/4-14	-12	3.61	1.74	.61
16-16S	1-11 1/2	-16	4.40	2.35	.82
FC7640-					
2020S	1 1/4-11 1/2	-20	5.44	2.44	1.05
2424S	1 1/2-11 1/2	-24	5.76	2.82	1.28



SAE 37° (JIC) swivel
190933-/FC7639-

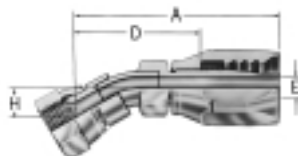
Dash Size	Thread	Hose Size	A	D	E ϕ
190933-					
6-6S	9/16-18	-06	3.30	1.68	.30
8-6S	3/4-16	-06	3.43	1.81	.30
8-8S	3/4-16	-08	3.20	1.68	.39
10-8S	7/8-14	-08	3.31	1.80	.39
12S	1 1/16-12	-12	3.86	1.99	.61
16S	1 5/16-12	-16	4.48	2.43	.82
FC7639-					
2020S	1 5/8-12	-20	5.64	2.64	1.05
2424S	1 7/8-12	-24	6.08	3.13	1.28

All dimensions in inches.



SAE 37° (JIC) male flare
190992-/FC7740-

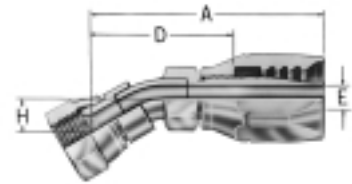
Dash Size	Thread	Hose Size	A	D	E ϕ
190992-					
8-8S	3/4-16	-08	2.99	1.48	.39
10-8S	7/8-14	-08	3.10	1.58	.39
12S	1 1/16-12	-12	3.72	1.85	.61
16S	1 5/16-12	-16	4.38	2.33	.82
FC7740-					
2020S	1 5/8-12	-20	5.43	2.43	1.05
2424S	1 7/8-12	-24	5.85	2.90	1.28



SAE 37° (JIC) swivel 22 1/2° elbow
FC5978-/FC5979-

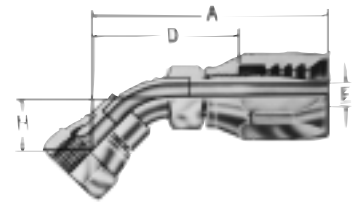
Dash Size	Thread	Hose Size	A	D	E ϕ	H
FC5978-						
0808S	3/4-16	-08	4.03	2.52	.39	.47
1212S	1 1/16-12	-12	4.72	2.85	.61	.52
1616S	1 5/16-12	-16	5.79	3.74	.82	.69
FC5979-						
2020S	1 5/8-12	-20	7.32	4.32	1.05	.80
2424S	1 7/8-12	-24	8.32	5.37	1.28	.95

NOTE: For socket part numbers, see page 73.



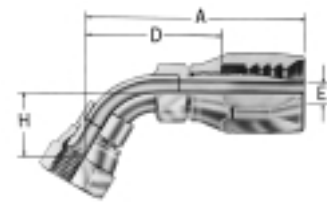
SAE 37° (JIC) swivel 30° elbow
FC5980-/FC5981-

Dash Size	Thread	Hose Size	A	D	E ϕ	H
FC5980-						
0808S	3/4-16	-08	3.98	2.47	.39	.62
1212S	1 1/16-12	-12	4.65	2.78	.61	.69
1616S	1 5/16-12	-16	5.86	3.80	.82	.95
FC5981-						
2020S	1 5/8-12	-20	7.46	4.46	1.05	1.11
2424S	1 7/8-12	-24	8.39	5.44	1.28	1.29



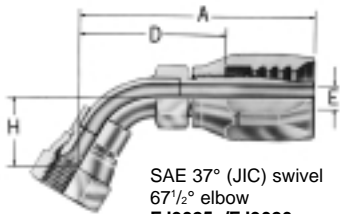
SAE 37° (JIC) swivel 45° elbow
FC5982-/FC5983-

Dash Size	Thread	Hose Size	A	D	E ϕ	H
FC5982-						
0808S	3/4-16	-08	3.95	2.44	.39	.95
1212S	1 1/16-12	-12	4.87	3.00	.61	1.16
1616S	1 5/16-12	-16	6.00	3.94	.82	1.53
FC5983-						
2020S	1 5/8-12	-20	7.42	4.42	1.05	1.70
2424S	1 7/8-12	-24	8.38	5.43	1.28	1.99



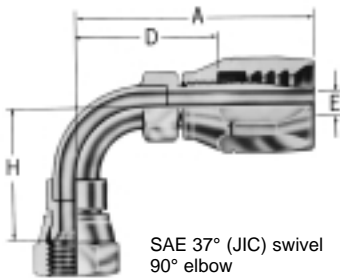
SAE 37° (JIC) swivel 60° elbow
FC5984-/FJ9024-

Dash Size	Thread	Hose Size	A	D	E ϕ	H
FC5984-						
0808S	3/4-16	-08	3.84	2.33	.39	1.26
1212S	1 1/16-12	-12	4.85	2.98	.61	1.60
1616S	1 5/16-12	-16	5.90	3.84	.82	2.08
FJ9024-						
2020S	1 5/8-12	-20	7.36	4.36	1.05	2.33
2424S	1 7/8-12	-24	8.27	5.32	1.28	2.71



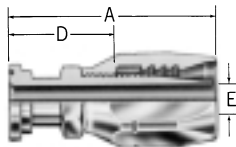
SAE 37° (JIC) swivel
67 1/2° elbow
FJ9025-FJ9026-

Dash Size	Thread	Hose Size	A	D	Eφ	H
FJ9025-						
0808S	3/4-16	-08	3.86	2.35	.39	1.47
1212S	1 1/16-12	-12	4.78	2.91	.61	1.80
1616S	1 5/16-12	-16	5.84	3.78	.82	2.36
FJ9026-						
2020S	1 5/8-12	-20	7.24	4.24	1.05	2.62
2424S	1 7/8-12	-24	7.70	4.75	1.28	2.76



SAE 37° (JIC) swivel
90° elbow
FJ9027-FJ9028-

Dash Size	Thread	Hose Size	A	D	Eφ	H
FJ9027-						
0808S	3/4-16	-08	3.52	2.02	.39	1.87
1212S	1 1/16-12	-12	4.43	2.56	.61	2.35
1616S	1 5/16-12	-16	5.34	3.28	.82	3.04
FJ9028-						
2020S	1 5/8-12	-20	6.72	3.72	1.05	3.40
2424S	1 7/8-12	-24	7.52	4.56	1.28	3.95



Straight split flange
190935-FC7713- Code 61 SAE J518
FC7370-FC5973- Code 62 SAE J518

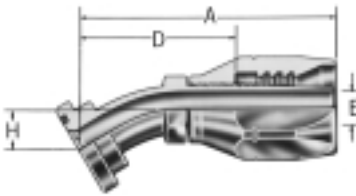
Dash Size	Flange Head Dia.	Hose Size	A	D	Eφ
190935- Code 61 (SAE J518)					
8S	1.19	-08	4.05	2.54	.37
12-8S	1.50	-08	4.05	2.54	.37
12S	1.50	-12	4.79	2.92	.56
16-12S	1.75	-12	4.79	2.92	.56
16S	1.75	-16	5.69	3.63	.81
20-16S	2.00	-16	5.69	3.63	.81

(Continued next column)

NOTE: For socket part numbers, see page 73.

Straight split flange (continued)
190935-FC7713- Code 61 SAE J518
FC7370-FC5973- Code 62 SAE J518

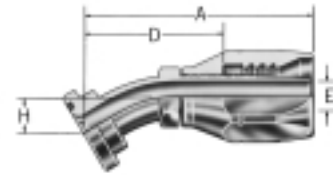
Dash Size	Flange Head Dia.	Hose Size	A	D	Eφ
FC7713-					
2020S	2.00	-20	6.86	3.86	1.05
2420S	2.38	-20	6.86	3.86	1.05
2424S	2.38	-24	7.86	4.90	1.28
3224S	2.81	-24	7.86	4.90	1.28
FC7370- Code 62 (SAE J518)					
1208S	1.62	-08	4.05	2.54	.37
1212S	1.62	-12	4.79	2.92	.56
1612S	1.88	-12	4.79	2.92	.56
1616S	1.88	-16	5.69	3.63	.81
2016S	2.12	-16	5.69	3.63	.81
FC5973-					
2020S	2.12	-20	6.86	3.85	1.05
2420S	2.50	-20	6.86	3.85	1.05
2424S	2.50	-24	7.86	4.90	1.28
3224S	3.12	-24	7.86	4.90	1.28



22 1/2° split flange
FC9634-FC7714- Code 61 SAE J518
FC7983-FC5974- Code 62 SAE J518

Dash Size	Flange Head Dia.	Hose Size	A	D	Eφ	H
FC9634- Code 61 (SAE J518)						
0808S	1.19	-08	3.81	2.30	.39	.38
1208S	1.50	-08	3.81	2.30	.39	.38
1212S	1.50	-12	4.51	2.64	.61	.44
1612S	1.75	-12	4.51	2.64	.61	.44
1616S	1.75	-16	5.18	3.12	.82	.44
2016S	2.00	-16	5.18	3.12	.82	.44
FC7714-						
2020S	2.00	-20	6.61	3.61	1.05	.50
2420S	2.38	-20	6.61	3.61	1.05	.50
2424S	2.38	-24	7.56	4.61	1.28	.63
3224S	2.81	-24	7.56	4.61	1.28	.63
FC7983- Code 62 (SAE J518)						
1208S	1.62	-08	3.81	2.30	.39	.38
1212S	1.62	-12	4.51	2.64	.61	.44
1612S	1.88	-12	4.51	2.64	.61	.44
1616S	1.88	-16	5.18	3.12	.82	.44
2016S	2.12	-16	5.18	3.12	.82	.44
FC5974-						
2020S	2.12	-20	6.61	3.61	1.05	.50
2420S	2.50	-20	6.61	3.61	1.05	.50
2424S	2.50	-24	7.56	4.61	1.28	.63
3224S	3.12	-24	7.56	4.61	2.28	.63

NOTE: For flanges, split flange halves, kits and O-Rings, see pages 176-179.



30° split flange
FC9459-FC7790- Code 61 SAE J518
FC7371-FC5975- Code 62 SAE J518

Dash Size	Flange Head Dia.	Hose Size	A	D	Eφ	H
FC9459- Code 61 (SAE J518)						
0808S	1.19	-08	3.77	2.26	.39	.50
1208S	1.50	-08	3.77	2.26	.39	.50
1212S	1.50	-12	4.46	2.59	.61	.58
1612S	1.75	-12	4.46	2.59	.61	.58
1616S	1.75	-16	5.28	3.22	.82	.62
2016S	2.00	-16	5.28	3.22	.82	.62
FC7790-						
2020S	2.00	-20	6.78	3.78	1.05	.72
2420S	2.38	-20	6.78	3.78	1.05	.72
2424S	2.38	-24	7.68	4.73	1.28	.88
3224S	2.81	-24	7.68	4.73	1.28	.88
FC7371- Code 62 (SAE J518)						
1208S	1.62	-08	3.77	2.26	.39	.50
1212S	1.62	-12	4.46	2.59	.61	.58
1612S	1.88	-12	4.46	2.59	.61	.58
1616S	1.88	-16	5.28	3.22	.82	.62
2016S	2.12	-16	5.28	3.22	.82	.62
FC5975-						
2020S	2.12	-20	6.78	3.78	1.05	.72
2420S	2.50	-20	6.78	3.78	1.05	.72
2424S	2.50	-24	7.68	4.73	1.28	.88
3224S	3.12	-24	7.68	4.73	1.28	.88

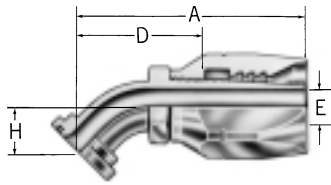
NOTE: For correct socket part number, see page 72.

NOTE: For flanges, split flange halves, kits and O-Rings, see pages 176-179.

All dimensions in inches.

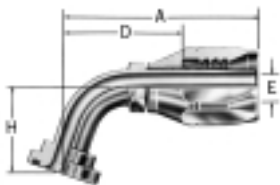
**Spiral Skive Style
Reusable fittings**

for use with Hose
FC136, GH493, FC736, FC324 (-08)



45° split flange
190936-FC7715- Code 61 SAE J518
FC7372-FC5976- Code 62 SAE J518

Dash Size	Flange Head Dia.	Hose Size	A	D	EØ	H
190936- Code 61 (SAE J518)						
8S	1.19	-08	3.78	2.27	.37	.78
12-8S	1.50	-08	3.78	2.27	.37	.78
12S	1.50	-12	4.71	2.84	.56	1.00
16-12S	1.75	-12	4.71	2.84	.56	1.00
16S	1.75	-16	5.53	3.47	.81	1.06
20-16S	2.00	-16	5.53	3.47	.81	1.06
FC7715-						
1620S	1.75	-20	6.66	3.66	.82	1.06
2020S	2.00	-20	6.87	3.87	1.05	1.15
2420S	2.38	-20	6.87	3.87	1.05	1.15
2424S	2.38	-24	7.79	4.84	1.28	1.41
3224S	2.81	-24	7.79	4.84	1.28	1.41
FC7372- Code 62 (SAE J518)						
0808S	1.25	-08	3.78	2.27	.37	.78
1208S	1.62	-08	3.78	2.27	.39	.78
1212S	1.62	-12	4.71	2.84	.61	1.00
1612S	1.88	-12	4.71	2.84	.61	1.00
1616S	1.88	-16	5.53	3.47	.82	1.06
2016S	2.12	-16	5.53	3.47	.82	1.06
FC5976-						
2020S	2.12	-20	6.87	3.87	1.05	1.15
2420S	2.50	-20	6.87	3.87	1.05	1.15
2424S	2.50	-24	7.79	4.84	1.28	1.41
3224S	3.12	-24	7.79	4.84	1.28	1.41



60° split flange
FC9066-FC5060- Code 61 SAE J518
FC7373-FC5977- Code 62 SAE J518

Dash Size	Flange Head Dia.	Hose Size	A	D	EØ	H
FC9066- Code 61 (SAE J518)						
0808S	1.19	-08	3.72	2.21	.39	1.05
1208S	1.50	-08	3.72	2.21	.39	1.05
1212S	1.50	-12	4.74	2.87	.61	1.41
1612S	1.75	-12	4.74	2.87	.61	1.41
1616S	1.75	-16	5.56	3.50	.82	1.50
2016S	2.00	-16	5.56	3.50	.82	1.50

(Continued next column)

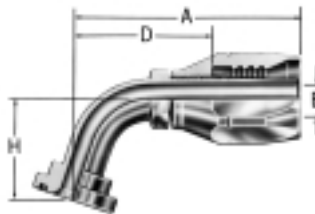
NOTE: For correct socket part number, see page 73.

NOTE: For flanges, split flange halves, kits and O-Rings, see pages 176-179.

All dimensions in inches.

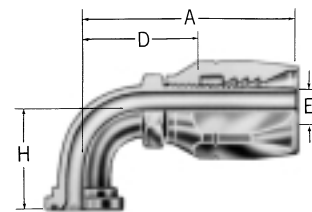
60° split flange (continued)

Dash Size	Flange Head Dia.	Hose Size	A	D	EØ	H
FC5060-						
2020S	2.00	-20	6.97	3.97	1.05	1.66
2420S	2.38	-20	6.97	3.97	1.05	1.66
2024S	2.00	-24	7.27	4.32	1.05	1.66
2424S	2.38	-24	7.85	4.90	1.28	2.00
3224S	2.81	-24	7.85	4.90	1.28	2.00
FC7373- Code 62 (SAE J518)						
1208S	1.62	-08	3.72	2.21	.39	1.05
1212S	1.62	-12	4.74	2.87	.61	1.41
1612S	1.88	-12	4.74	2.87	.61	1.41
1616S	1.88	-16	5.56	3.50	.82	1.50
2016S	2.12	-16	5.56	3.50	.82	1.50
FC5977-						
2020S	2.12	-20	6.97	3.97	1.05	1.66
2420S	2.50	-20	6.97	3.97	1.05	1.66
2424S	2.50	-24	7.85	4.90	1.28	2.00
3224S	3.12	-24	7.85	4.90	1.28	2.00



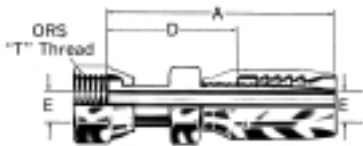
67½° split flange
FC9118-FC7811- Code 61 SAE J518
FC7984-FJ9034- Code 62 SAE J518

Dash Size	Flange Head Dia.	Hose Size	A	D	EØ	H
FC9118- Code 61 (SAE J518)						
0808S	1.19	-08	3.77	2.26	.39	1.25
1208S	1.50	-08	3.77	2.26	.39	1.25
1212S	1.50	-12	4.69	2.82	.61	1.60
1612S	1.75	-12	4.69	2.82	.61	1.60
1616S	1.75	-16	5.58	3.53	.82	1.75
2016S	2.00	-16	5.58	3.53	.82	1.75
FC7811-						
2020S	2.00	-20	6.94	3.94	1.05	1.90
2420S	2.38	-20	6.94	3.94	1.05	1.90
2424S	2.38	-24	7.38	4.43	1.28	2.00
3224S	2.81	-24	7.38	4.43	1.28	2.00
FC7984- Code 62 (SAE J518)						
1208S	1.62	-08	3.77	2.26	.39	1.25
1212S	1.62	-12	4.69	2.82	.61	1.60
1612S	1.88	-12	4.69	2.82	.61	1.60
1616S	1.88	-16	5.58	3.53	.82	1.75
2016S	2.12	-16	5.58	3.53	.82	1.75
FC9034-						
2020S	2.12	-20	6.94	3.94	1.05	1.90
2420S	2.50	-20	6.94	3.94	1.05	1.90
2424S	2.50	-24	7.38	4.43	1.28	2.00
3224S	3.12	-24	7.38	4.43	1.28	2.00



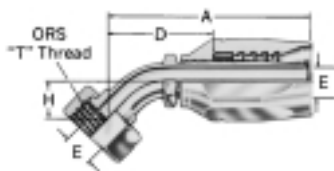
90° split flange
190937-FC7703- Code 61 SAE J518
FC7374-FJ9033- Code 62 SAE J518

Dash Size	Flange Head Dia.	Hose Size	A	D	EØ	H
190937- Code 61 (SAE J518)						
8S	1.19	-08	3.52	2.02	.39	1.62
12-8S	1.50	-08	3.52	2.02	.39	1.62
12S	1.50	-12	4.43	2.56	.61	2.13
16-12S	1.75	-12	4.43	2.56	.61	2.13
20-12S	2.00	-12	4.43	2.56	.61	2.13
16S	1.75	-16	5.34	3.28	.82	2.38
20-16S	2.00	-16	5.34	3.28	.82	2.38
24-16S	2.38	-16	5.34	3.28	.82	2.38
FC7703-						
2020S	2.00	-20	6.72	3.72	1.05	2.62
2420S	2.38	-20	6.72	3.72	1.05	2.62
2424S	2.38	-24	7.52	4.56	1.28	3.12
3224S	2.81	-24	7.52	4.56	1.28	3.12
FC7374- Code 62 (SAE J518)						
0808S	1.25	-08	3.52	2.02	.39	1.62
1208S	1.62	-08	3.52	2.02	.39	1.62
1212S	1.62	-12	4.43	2.56	.61	2.13
1612S	1.88	-12	4.43	2.56	.61	2.13
1616S	1.88	-16	5.34	3.28	.82	2.38
2016S	2.12	-16	5.34	3.28	.82	2.38
FJ9033-						
2020S	2.12	-20	6.72	3.72	1.05	2.62
2420S	2.50	-20	6.72	3.72	1.05	2.62
2424S	2.50	-24	7.52	4.56	1.28	3.12
3224S	3.12	-24	7.52	4.56	1.28	3.12



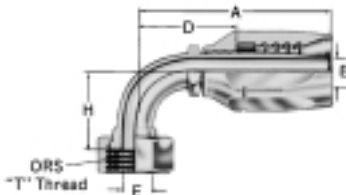
ORS Swivel
Straight
FJ9740-/FJ9744-

Dash Size	"T" Thread	Hose Size	A	D	EØ	H
FJ9740-						
0606S	1 ¹ / ₁₆ -16	-06	3.35	1.72	.26	
0808S	1 ³ / ₁₆ -16	-08	3.40	1.89	.39	
1212S	1 ³ / ₁₆ -12	-12	4.05	2.18	.61	
1616S	1 ⁷ / ₁₆ -12	-16	4.78	2.66	.82	
FJ9744-						
2020S	1 ¹¹ / ₁₆ -12	-20	5.85	2.85	1.05	
2424S	2-12	-24	6.14	3.20	1.26	



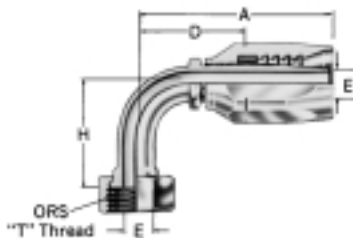
ORS Swivel
45° elbow
FJ9741-/FJ9745-

Dash Size	"T" Thread	Hose Size	A	D	EØ	H
FJ9741-						
0808S	1 ³ / ₁₆ -16	-08	3.54	2.02	.37	.59
1212S	1 ³ / ₁₆ -12	-12	4.53	2.66	.56	.83
1616S	1 ⁷ / ₁₆ -12	-16	5.53	3.47	.81	.94
FJ9745-						
2020S	1 ¹¹ / ₁₆ -12	-20	6.58	3.58	1.01	1.00



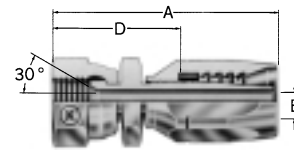
ORS Swivel
90° elbow short drop
FJ9742-/FJ9746-

Dash Size	"T" Thread	Hose Size	A	D	EØ	H
FJ9742-						
0808S	1 ³ / ₁₆ -16	-08	3.30	1.79	.37	1.15
1212S	1 ³ / ₁₆ -12	-12	4.43	2.56	.56	1.88
1616S	1 ⁷ / ₁₆ -12	-16	5.24	3.18	.81	2.21
FJ9746-						
2020S	1 ¹¹ / ₁₆ -12	-20	6.66	3.66	1.01	2.51
2424S	2-12	-24	7.52	4.56	1.19	2.70



ORS Swivel
90° elbow long drop
FJ9743-/FJ9747-

Dash Size	"T" Thread	Hose Size	A	D	EØ	H
FJ9743-						
0808S	1 ³ / ₁₆ -16	-08	3.52	2.02	.37	2.51
1212S	1 ³ / ₁₆ -12	-12	4.43	2.56	.56	3.78
1616S	1 ⁷ / ₁₆ -12	-16	5.34	3.28	.81	4.50
FJ9747-						
2020S	1 ¹¹ / ₁₆ -12	-20	6.72	3.72	1.01	5.09
2424S	2-12	-24	7.52	4.56	1.29	5.54

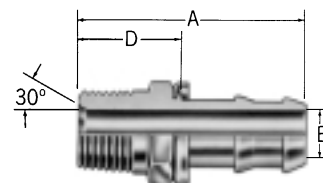


Komatsu
30° Swivel-Metric Threads
FJ7286-

Dash Size	Thread	Hose Size	A	D	Eφ
FJ7286-					
0408S	M22 x 1.5	-08	3.32	1.66	.37
0512S	M24 x 1.5	-12	3.92	2.06	.48
0612S	M30 x 1.5	-12	4.08	2.22	.61
1016S	M33 x 1.5	-16	4.86	2.76	.80

SOCKETLESS

for use with Hose
2556, 2565, 2575, FC332, FC647

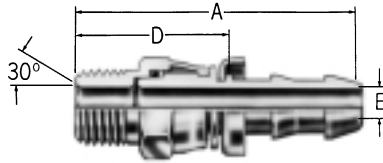


Male pipe 4738-

Dash Size	Thread	Hose Size	A	D	Eφ
4738-					
2-4B	1/8-27	-04	1.40	.65	.17
4-4B	1/4-18	-04	1.58	.83	.17
4-6B	1/4-18	-06	1.76	.89	.30
6-6B	3/8-18	-06	1.76	.89	.30
6-8B	3/8-18	-08	1.91	.89	.39
8-8B	1/2-14	-08	2.16	1.14	.39
8-10B	1/2-14	-10	2.68	1.14	.48
12-12B	3/4-14	-12	2.72	1.21	.61

All dimensions in inches.

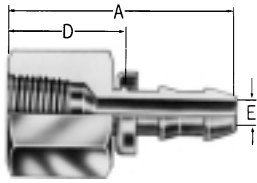
NOTE: For correct socket part number, see page 73.



Male pipe swivel **FJ9068–/FJ9486–**
**Uses Neoprene O-Ring

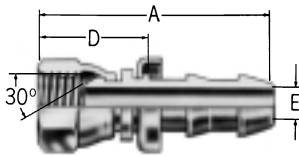
Dash Size	Thread	Hose Size	A	D	E ϕ
FJ9068–					
0404S	1/4-18	–04	2.19	1.43	.17
0606S	3/8-18	–06	2.30	1.43	.30
0808S	1/2-14	–08	2.70	1.69	.39
FJ9486–					
0204B	1/8-27	–04	1.70	.94	.12

**Use only with petroleum and waterglycol fluids.



Female pipe **4753–**

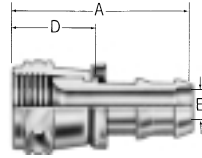
Dash Size	Thread	Hose Size	A	D	E ϕ
4753–					
4–4B	1/4-18	–04	1.52	.77	.17
6–6B	3/8-18	–06	1.70	.83	.30
8–8B	1/2-14	–08	2.03	1.02	.39



Female NPSM swivel **FC5853–**

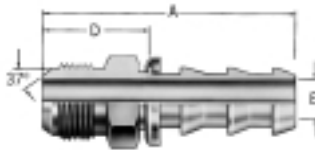
Dash Size	Thread	Hose Size	A	D	E ϕ
FC5853–					
0404S	1/4-18	–04	1.64	.89	.17
0606S	3/8-18	–06	1.75	.89	.30
0808S	1/2-14	–08	2.03	1.01	.39
0810S	1/2-14	–10	2.55	1.01	.48
1212S	3/4-14	–12	2.63	1.11	.61

All dimensions in inches.



4797– Universal† **4739–** SAE 45°*
4741– SAE 37° (JIC)

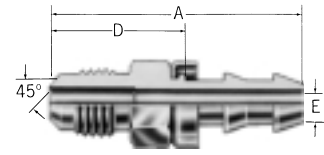
Dash Size	Thread	Hose Size	A	D	E ϕ
4797–					
4B†	7/16-20	–04	1.46	.71	.17
5–4B†	1/2-20	–04	1.52	.77	.17
8–6B†	3/4-16	–06	1.79	.93	.30
8B†	3/4-16	–08	1.95	.93	.39
10–8B†	7/8-14	–08	2.07	1.06	.39
10B†	7/8-14	–10	2.60	1.06	.48
4739–					
6B*	5/8-18	–06	1.67	.81	.30
12B*	1 1/16-14	–12	2.71	1.19	.61
4741–					
3–4B	3/8-24	–04	1.44	.69	.12
6–4B	9/16-18	–04	1.56	.81	.17
5–6B	1/2-20	–06	1.66	.80	.23
6B	9/16-18	–06	1.67	.80	.30
12B	1 1/16-12	–12	2.71	1.19	.61



SAE 37° (JIC) Male flare **190672–**

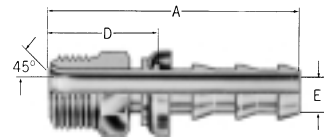
Dash Size	Thread	Hose Size	A	D	E ϕ
190672–					
4B	7/16-20	–04	1.63	.88	.17
6B	9/16-18	–06	1.75	.89	.30

†Double notch in nut for Universal type identification for both SAE 45° and 37° (JIC) connections.
*Single notch in nut for SAE 45° identification.



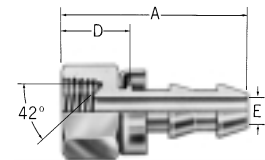
SAE 45° male flare **4742–**

Dash Size	Thread	Hose Size	A	D	E ϕ
4742–					
4B	7/16-20	–04	1.58	.83	.17
5–4B	1/2-20	–04	1.64	.89	.17
6B	5/8-18	–06	1.82	.95	.28
8B	3/4-16	–08	2.10	1.08	.39



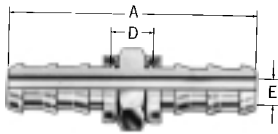
SAE 45° inverted male flare **4740–**

Dash Size	Thread	Hose Size	A	D	E ϕ
4740–					
3–4B	3/8-24	–04	1.50	.75	.13
4B	7/16-24	–04	1.50	.75	.17
5–4B	1/2-20	–04	1.58	.82	.17
6B	5/8-18	–06	1.72	.86	.30
8B	3/4-18	–08	1.96	.94	.39
10B	7/8-18	–10	2.55	1.01	.48



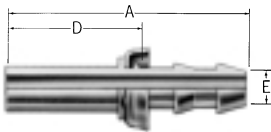
SAE 42° inverted female flare **4743–**

Dash Size	Thread	Hose Size	A	D	E ϕ
4743–					
3–4B	3/8-24	–04	1.21	.46	.13
4B	7/16-24	–04	1.21	.46	.17
5–4B	1/2-20	–04	1.24	.49	.17
6B	5/8-18	–06	1.41	.55	.30
8–6B	3/4-18	–06	1.44	.58	.30



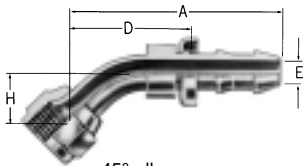
Hose mender 4772-

Dash Size	Hose Size	A	D	Eφ
4772-				
4B	-04	1.85	.32	.17
6B	-06	2.08	.32	.30
8B	-08	2.44	.38	.39
10B	-10	3.55	.47	.48
12B	-12	3.57	.54	.61



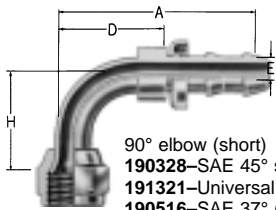
Compression type 4750-

Dash Size	Tube Size	Hose Size	A	D	Eφ
4750-					
3-4B	-03	-04	1.77	1.02	.13
4B	-04	-04	1.77	1.02	.17
5-4B	-05	-04	1.83	1.08	.17
6B	-06	-06	2.07	1.21	.30
8B	-08	-08	2.34	1.33	.39
10B	-10	-10	2.57	1.03	.48



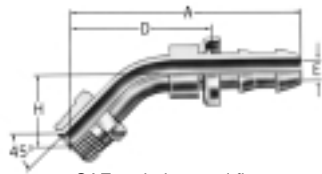
45° elbow
FC5848-SAE 45° swivel*
FC5847-SAE 37° (JIC) swivel
FC5849-Universal swivel†

Dash Size	Thread	Hose Size	A	D	Eφ	H
FC5848-						
0606S*	5/8-18	-06	1.80	.93	.30	.39
FC5847-						
0606S	9/16-18	-06	1.80	.93	.30	.39
FC5849-						
0404S†	7/16-20	-04	1.56	.81	.17	.33
0808S†	3/4-16	-08	2.30	1.28	.39	.55



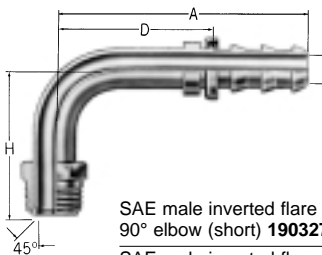
90° elbow (short)
190328-SAE 45° swivel*
191321-Universal swivel†
190516-SAE 37° (JIC) swivel

Dash Size	Thread	Hose Size	A	D	Eφ	H
190328-						
6S*	5/8-18	-06	1.69	.83	.30	.85
191321-						
4S†	7/16-20	-04	1.45	.70	.17	.68
8-6S†	3/4-16	-06	1.91	1.04	.30	1.09
8S†	3/4-16	-08	2.06	1.05	.39	1.09
190516-						
6S	9/16-18	-06	1.70	.83	.30	.85
190465-						
6S	9/16-18	-06	1.70	.83	.30	2.18
FC5852-						
0404S†	7/16-20	-04	1.45	.70	.17	1.80



SAE male inverted flare
45° elbow 190944-

Dash Size	Thread	Hose Size	A	D	Eφ	H
190944-						
4S	7/16-24	-04	2.46	1.70	.17	.96
6S	5/8-18	-06	2.57	1.70	.30	.96

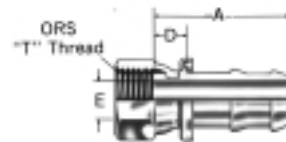


SAE male inverted flare
90° elbow (short) 190327
SAE male inverted flare
90° elbow (long) 190326

Dash Size	Thread	Hose Size	A	D	Eφ	H
190327-						
4S	7/16-24	-04	2.08	1.33	.17	1.69
6S	5/8-18	-06	2.20	1.33	.30	1.73
8-6S	3/4-18	-06	2.19	1.33	.30	1.74
8S	3/4-18	-08	2.34	1.33	.39	1.75
190326-						
6S	5/8-18	-06	3.24	2.38	.30	2.73

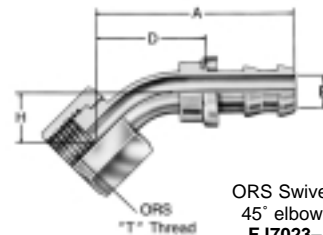
†Double notch in nut for Universal type identification for both SAE 45° and 37° (JIC) connections.
*Single notch in nut for SAE 45° identification.

All dimensions in inches.



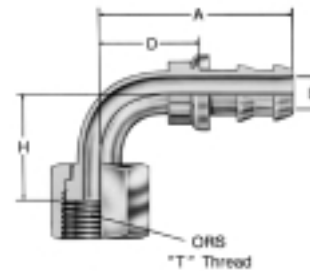
ORS Swivel
Straight FJ7044-

Dash Size	Thread T	Hose Size	A	D	Eφ
FJ7044-					
0404S	9/16-18	-04	1.10	.35	.17
0606S	11/16-16	-06	1.26	.39	.26
0808S	13/16-16	-08	1.50	.49	.38
1212S	1 3/16-12	-12	2.07	.55	.61



ORS Swivel
45° elbow
FJ7023-

Dash Size	Thread T	Hose Size	A	D	Eφ	H
FJ7023-						
0404S	9/16-18	-04	1.64	.89	.17	.41
0606S	11/16-16	-06	1.84	.97	.30	.44
0808S	13/16-16	-08	2.34	1.32	.39	.59
1212S	1 3/16-12	-12	3.42	1.90	.61	.83

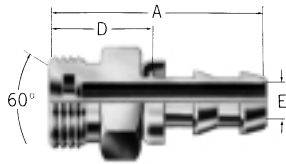


ORS Swivel
90° elbow
FJ7358-

Dash Size	"T" Thread	Hose Size	A	D	Eφ	H
FJ7358-						
0404S	9/16-18	-04	1.52	.77	.17	.82
0606S	11/16-16	-06	1.70	.93	.30	.91
0808S	13/16-16	-08	2.06	1.05	.39	1.15
1212S	1 3/16-12	-12	3.32	1.70	.61	1.90

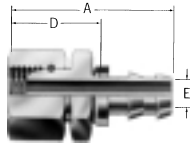
BSP SOCKETLESS

for use with Hose
2556, 2565, 2575, FC332, FC647



BSP male 07.122-

Dash Size	Thread	Hose Size	A	D	E ϕ
07.122-					
4-4	1/4-19	-04	1.56 39.5	.81 20.5	.16 4.0
6-6	3/8-19	-06	1.73 44	.87 22	.30 7.5
8-8	1/2-14	-08	1.97 50	.94 24	.39 10.0
10-10	5/8-14	-10	2.64 67	1.10 28	.47 12.0
12-12	3/4-14	-12	2.62 66.5	1.10 28	.61 15.5
16-12	1-11	-12	2.76 70	1.24 31.5	.61 15.5



BSP Female swivel 07.390-

Dash Size	Thread	Hose Size	A	D	E ϕ
07.390-					
4-4	1/4-19	-04	1.79 45.5	1.04 26.5	.16 4.0
6-6	3/8-19	-06	1.97 50	1.10 28	.30 7.5
8-8	1/2-14	-08	2.20 56	1.18 30	.39 10.0
10-10	5/8-14	-10	2.76 70	1.22 31	.47 12.0
12-12	3/4-14	-12	2.81 71.5	1.30 33	.61 15.5
16-12	1-11	-12	2.93 74.5	1.42 36	.61 15.5

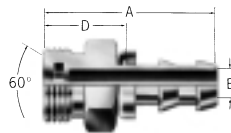
Inches in bold type.

Millimeters in light type.

Material for BSP and Metric fittings is steel.

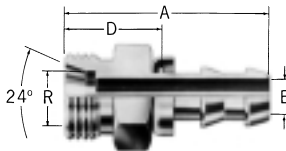
Metric SOCKETLESS

for use with Hose
2556, 2565, 2575, FC332, FC647



Metric male 60° DIN 7631/7647 07.025-

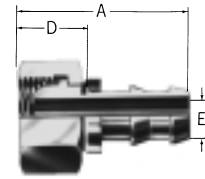
Dash Size	Thread	Hose Size	A	D	E ϕ
07.025-					
4-4	M12 x 1.5	-04	1.50 38	.75 19	.16 4.0
6-4	M14 x 1.5	-04	1.50 38	.75 19	.16 4.0
8-6	M16 x 1.5	-06	1.61 41	.75 19	.30 7.5
10-6	M18 x 1.5	-06	1.61 41	.75 19	.30 7.5
13-8	M22 x 1.5	-08	1.85 47	.83 21	.39 10.0
16-10	M26 x 1.5	-10	2.40 61	.87 22	.47 12.0
20-12	M30 x 1.5	-12	2.59 64	.87 22	.61 15.5



Metric male 24° DIN 3901/3902 I. Rh. 07.021-

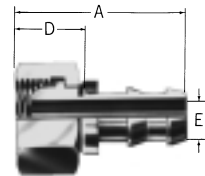
Dash Size	Thread	Hose Size	A	D	E ϕ	R ϕ *
07.021-						
6-4	M12 x 1.5	-04	1.50 38	.75 19	.16 4.0	.24 6
8-4	M14 x 1.5	-04	1.50 38	.75 19	.16 4.0	.31 8
10-6	M16 x 1.5	-06	1.65 42	.79 20	.30 7.5	.39 10
12-6	M18 x 1.5	-06	1.65 42	.79 20	.30 7.5	.47 12
15-8	M22 x 1.5	-08	1.85 47	.83 21	.39 10.0	.59 15
18-10	M26 x 1.5	-10	2.36 60	.83 21	.47 12.0	.71 18
22-12	M30 x 2	-12	2.50 63.5	.98 25	.61 15.5	.87 22

*R ϕ is tube O.D. and refers to mating component when not called out on the illustration.



Metric universal female swivel
60° DIN 7631/7647
07.006-/07.001-/07.114-

Dash Size	Thread	Hose Size	A	D	E ϕ
07.006-					
4-4	M12 x 1.5	-04	1.48 37.5	.73 18.5	.16 4.0
8-6	M16 x 1.5	-06	1.63 41.5	.77 19.5	.30 7.5
07.001-					
6-4	M14 x 1.5	-04	1.38 35	.63 16	.16 4.0
10-6	M18 x 1.5	-06	1.52 38.5	.65 16.5	.30 7.5
13-8	M22 x 1.5	-08	1.83 46.5	.81 20.5	.39 10.0
16-10	M26 x 1.5	-10	2.24 57	.71 18	.47 12.0
07.114-					
20-12	M30 x 1.5	-12	2.22 56.5	.71 18	.61 15.5



Metric universal female swivel 24°
DIN 3901/3902 I.Rh. 07.006-/07.001

Dash Size	Thread	Hose Size	A	D	E ϕ	R ϕ
07.006-						
4-4	M12 x 1.5	-04	1.48 37.5	.73 18.5	.16 4.0	.24 6
8-6	M16 x 1.5	-06	1.63 41.5	.77 19.5	.30 7.5	.39 10
07.001-						
6-4	M14 x 1.5	-04	1.38 35	.63 16	.16 4.0	.31 8
10-6	M18 x 1.5	-06	1.52 38.5	.65 16.5	.30 7.5	.47 12
13-8	M22 x 1.5	-08	1.83 46.5	.81 20.5	.39 10.0	.59 15
16-10	M26 x 1.5	-10	2.24 57	.71 18	.47 12.0	.71 18
22-12	M30 x 2	-12	2.40 61	.89 22.5	.61 15.5	.87 22

*R ϕ is tube O.D. and refers to mating component when not called out on the illustration.

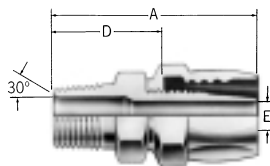
Material for BSP and Metric fittings is steel.

Inches in bold type.

Millimeters in light type.

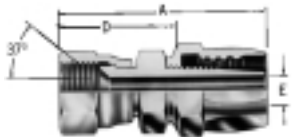
**Power Steering & Air Brake
Reusable fittings**

for use with Hose
2550, 2554, 2555, 2570



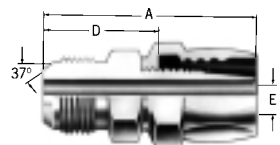
Male pipe 479301-

Dash Size	Thread	Hose Size	A	D	Eφ
479301-					
4-4S	1/4-18	-04	2.03	1.09	.19
4-6S	1/4-18	-06	2.14	1.14	.30
6-6S	3/8-18	-06	2.14	1.14	.30
8-6S	1/2-14	-06	2.32	1.32	.30
8-8S	1/2-14	-08	2.85	1.58	.36



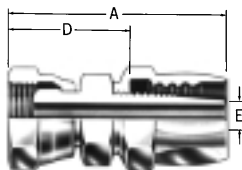
SAE 37° (JIC) swivel 190800-

Dash Size	Thread	Hose Size	A	D	Eφ
190800-					
4S	7/16-20	-04	2.08	1.14	.17
5-4S	1/2-20	-04	2.13	1.19	.19
6S	9/16-18	-06	2.31	1.31	.30



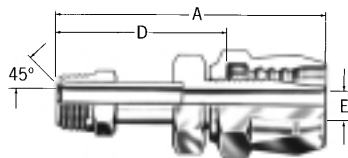
SAE 37° (JIC) male flare FC7275-

Dash Size	Thread	Hose Size	A	D	Eφ
FC7275-					
0606S	9/16-18	-06	2.32	1.32	.30



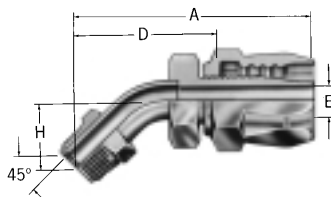
USF swivel 479501-

Dash Size	Thread	Hose Size	A	D	Eφ
479501-					
8-6S	3/4-20	-06	2.29	1.30	.30



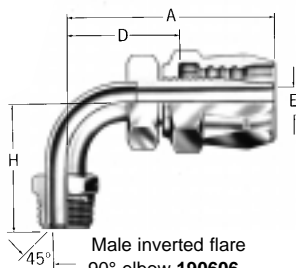
Male inverted flare 190604-

Dash Size	Thread	Hose Size	A	D	Eφ
190604-					
4-6S	7/16-24	-06	2.67	1.67	.18
6S	5/8-18	-06	2.67	1.67	.30



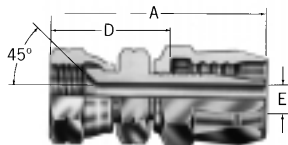
Male inverted flare
45° elbow

Dash Size	Thread	Hose Size	A	D	Eφ	H
190605-						
4-6S	7/16-24	-06	2.95	1.95	.18	.96
6S	5/8-18	-06	2.95	1.95	.30	.96



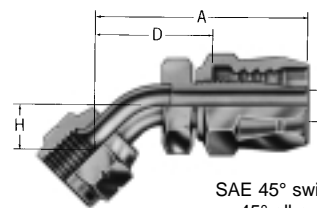
Male inverted flare
90° elbow 190606-

Dash Size	Thread	Hose Size	A	D	Eφ	H
190606-						
4-6S	7/16-24	-06	2.58	1.58	.18	1.69
5-6S	1/2-20	-06	2.58	1.58	.24	1.69
6S	5/8-18	-06	2.58	1.58	.30	1.73



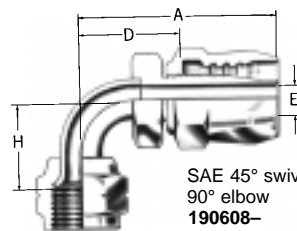
SAE 45° swivel 479601-

Dash Size	Thread	Hose Size	A	D	Eφ
479601-					
4-6S	7/16-20	-06	2.12	1.13	.17
6S	5/8-18	-06	2.31	1.31	.30



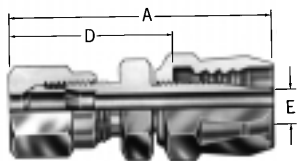
SAE 45° swivel
45° elbow
190607-

Dash Size	Thread	Hose Size	A	D	Eφ	H
190607-						
4-6S	7/16-20	-06	2.06	1.06	.18	.33
6S	5/8-18	-06	2.18	1.18	.30	.39



SAE 45° swivel
90° elbow
190608-

Dash Size	Thread	Hose Size	A	D	Eφ	H
190608-						
4-6S	7/16-20	-06	1.95	.95	.18	.68
6S	5/8-18	-06	2.08	1.08	.30	.85



SAE male flareless with nut and ferrule
190609-

Dash Size	Thread	Hose Size	A	D	Eφ
190609-					
4-6S	7/16-20	-06	2.44	.97	.20
6S	9/16-18	-06	2.50	.98	.28

All dimensions in inches.

NOTE: For correct socket part number, see page 73.

Accessories

for use with Hose
2550, 2554, 2570




Union

Part number **2038-4-8S**
3/4-20 USF to 1/4-inch male pipe thread
Part number **2038-6-8S**
3/4-20 USF to 3/8-inch male pipe thread



Gladhand
Part number **190231-8**
1/2-inch female pipe thread



Spring Guard
Part number **900774-6**
Fittings specified in charts can be used with or without spring guard

Band clamp

for use with Hose
FC252, FC352



Silicone hose clamp
FF9148-

Dash Size	Use with FC252 Hose Dash Size	Use with FC352 Hose Dash Size
FF9148-		
12	-08, -10	-08, -10
16	-12	-12, -14
24	-16	-16, -18, -20, -22
32		-24, -26, -28
40		-32, -36, -38
48		-40, -44
52		-48
60		-56
68		-64

All dimensions in inches.

Band clamp and nipples

for use with Hose
2661, FC318, FC619

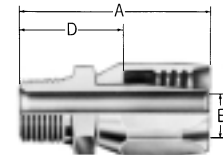
Band clamp
FF90152-



Dash Size	Hose Size
FF90152-	
01	-12
01	-16
01	-20

Railroad Air Brake Reusable fittings

for use with Hose
1531, 1531A

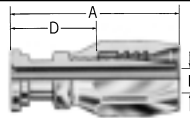


Male Pipe **458-**

Dash Size	Thread	Hose Size	A	D	E ϕ
458-					
8-10S	1/2-14	-10	2.85	1.67	.45
12-12S	3/4-14	-12	2.92	1.67	.58
12-16S	3/4-14	-16	3.16	1.79	.81
16-16S	1-11 1/2	-16	3.35	1.98	.81
16-20S	1-11 1/2	-20	3.61	2.11	1.05
16-24S	1-11 1/2	-24	3.73	2.12	1.28
20-24S	1 1/4-11 1/2	-24	3.76	2.15	1.28

Railroad air brake flange fittings

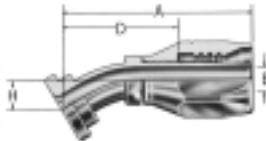
2 Bolt Swivel Flange



Nipple Part Number	Socket Part Number	Hose Size	A	D	E ϕ	H
FJ4649-1216S	1219-16S	-16	3.08	1.71	.81	
FJ4649-1620S	1219-20S	-20	3.46	1.97	1.05	
FJ4649-2024S	1219-24S	-24	3.34	1.73	1.28	

*Contact Eaton Aeroquip for Flange Part Number.

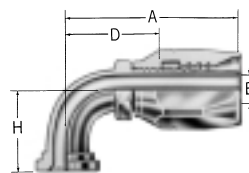
45° Elbow 2 Bolt Swivel Flange



Nipple Part Number	Socket Part Number	Hose Size	A	D	E ϕ	H
FJ4709-1620S	1219-20S	-20	4.03	2.54	1.05	.91
FJ4709-2024S	1219-24S	-24	4.73	3.12	1.28	1.03

*Contact Eaton Aeroquip for Flange Part Number.

90° Elbow 2 Bolt Swivel Flange

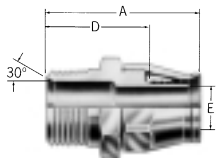


Nipple Part Number	Socket Part Number	Hose Size	A	D	E ϕ	H
FJ4650-1216S	1219-16S	-16	3.65	2.28	.81	2.06
FJ4650-1620S	1219-20S	-20	4.15	2.66	1.05	2.31
FJ4650-2024S	1219-24S	-24	4.60	2.99	1.28	2.63

*Contact Eaton Aeroquip for Flange Part Number.

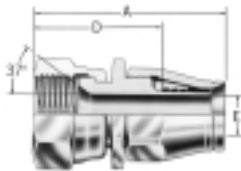
“super gem” fittings

for use with PTFE Hose
2807, FC186, FC465



Male Pipe 38-190627-

Dash Size	Thread	Hose Size	A	D	Eφ
38-190627-					
2-4	1/8-27	-04	1.35	.89	.16
4-4	1/4-18	-04	1.54	1.08	.16
4-5	1/4-18	-05	1.58	1.07	.23
4-6	1/4-18	-06	1.66	1.13	.28
6-6	3/8-18	-06	1.66	1.13	.28
6-8	3/8-18	-08	1.79	1.16	.38
8-10	1/2-14	-10	2.13	1.46	.47
12-12	3/4-14	-12	2.26	1.61	.59
16-16	1-11 1/2	-16	2.48	1.86	.83
20-20	1 1/4-11 1/2	-20	2.83	2.17	1.06

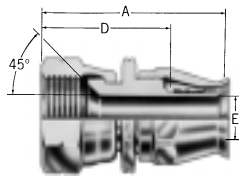


SAE 37° (JIC) swivel 63-190600-

Dash Size	Thread	Hose Size	A	D	Eφ
63-190600-					
4*	7/16-20	-04	1.58	1.13	.16
5*	1/2-20	-05	1.68	1.17	.23
6*	9/16-18	-06	1.74	1.22	.26
8*	3/4-16	-08	1.98	1.35	.38
10*	7/8-14	-10	2.22	1.54	.47
12*	1 1/16-12	-12	2.33	1.67	.59
16*	1 5/16-12	-16	2.52	1.91	.83
20*	1 5/8-12	-20	2.92	2.27	1.06

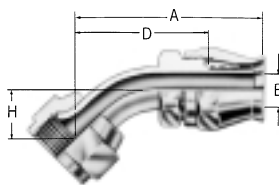
“super gem” fittings

for use with Hose
2807, FC186, FC465



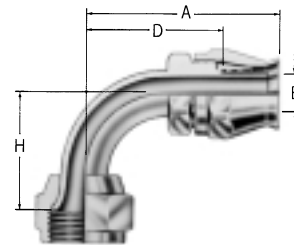
SAE 45° swivel 63-190990-

Dash Size	Thread	Hose Size	A	D	Eφ
63-190990-					
4	7/16-20	-04	1.58	1.12	.16
5	1/2-20	-05	1.68	1.17	.23
6	5/8-18	-06	1.77	1.25	.28
8	3/4-16	-08	1.98	1.36	.38
10	7/8-14	-10	2.22	1.54	.47
12	1 1/16-14	-12	2.33	1.67	.59



45° elbow
190773- Universal
FC9341- SAE 45° swivel

Dash Size	Thread	Hose size	A	D	Eφ	H
190773-						
3S	3/8-24	-03	1.50	1.17	.09	.46
4S	7/16-20	-04	1.51	1.05	.16	.33
5S	1/2-20	-05	1.62	1.11	.23	.36
6S†	9/16-18	-06	1.72	1.20	.28	.39
8S	3/4-16	-08	2.27	1.64	.38	.55
10S	7/8-14	-10	2.46	1.79	.47	.64
12S†	1 1/16-12	-12	2.86	2.21	.59	.78
16S†	1 5/16-12	-16	3.30	2.68	.83	1.07
20S	1 5/8-12	-20	3.80	3.14	1.06	1.22
FC9341-						
0606S	5/8-18	-06	1.72	1.20	.28	.39
1212S	1 1/16-14	-12	2.86	2.21	.59	.78



190772- Universal
FC9171- SAE 45° swivel

Dash Size	Thread	Hose Size	A	D	Eφ	H
190772-						
3S	3/8-24	-03	1.27	.93	.09	.87
4S	7/16-20	-04	1.41	.95	.16	.68
5S	1/2-20	-05	1.52	1.00	.23	.77
6S†	9/16-18	-06	1.62	1.10	.28	.85
8S	3/4-16	-08	2.03	1.41	.38	1.09
10S	7/8-14	-10	2.16	1.49	.47	1.23
10-12S	7/8-14	-12	2.23	1.57	.46	1.23
12S†	1 1/16-12	-12	2.82	2.17	.59	1.82
12-16S†	1 1/16-14	-16	2.87	2.22	.58	1.82
16S†	1 5/16-12	-16	3.10	2.49	.82	2.39
FC9171-						
0606S	5/8-18	-06	1.62	1.10	.28	.85
1212S	1 1/16-14	-12	2.80	2.19	.59	1.82

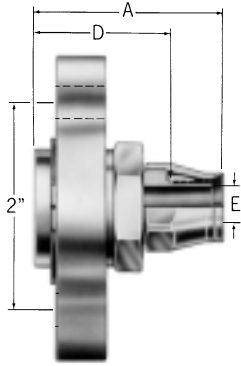
*Also supplied in stainless steel. Add suffix "C" to part number and delete prefix "63".

†SAE 37° (JIC) swivel only

Universal type identification for both SAE 45° and 37° connections.

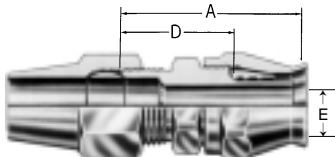
NOTE: Sleeve part number 900568-(size).

NOTE: For correct socket part number, see page 73.



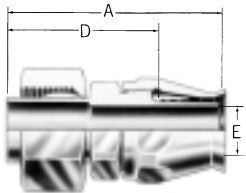
2-bolt swivel flange
63-190626-

Dash Size	Flange Head Dia.	Hose Size	A	D	E ϕ
63-190626-					
6	2.88	-06	1.78	1.26	.28
12	2.88	-12	2.07	1.42	.56
16	2.88	-16	2.18	1.49	.19



Compression ball sleeve 38-191074-

Dash Size	Tube Size	Hose Size	A	D	E ϕ
38-191074-					
8	-08	-08	1.66	1.04	.38
10	-10	-10	1.85	1.18	.47
12	-12	-12	2.08	1.41	.59



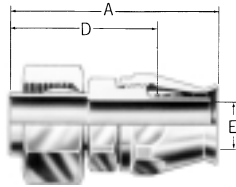
SAE ball sleeve* 190718-

Dash Size	Thread	Hose Size	A	D	E ϕ
190718-					
8S	¹¹ / ₁₆ -20	-08	2.07	1.44	.38
10-8S	¹³ / ₁₆ -18	-08	2.07	1.44	.38
10S	¹³ / ₁₆ -18	-10	2.16	1.49	.48
12S	1-18	-12	2.42	1.76	.59

NOTE: For correct socket part number, see page 73.
*Some B-W compressor adapters require special mating nuts. For ¹³/₁₆"-18 thread size for 1/2" O.D. Tubing, using fitting 190718-10-8S with 2807-8 Hose.

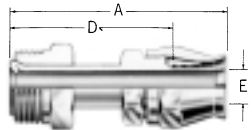
For special thread size ⁷/₈"-18, use fitting 190742-10S with 2807-10 Hose.

NOTE: Sleeve part number is 900568-(size)
All dimensions in inches.



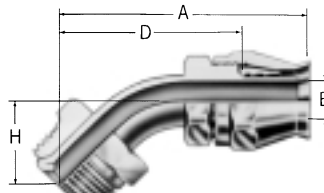
Special ball sleeve* 190742-

Dash Size	Thread	Hose Size	A	D	E ϕ
190742-					
10S	⁷ / ₈ -18	-10	2.16	1.49	.48



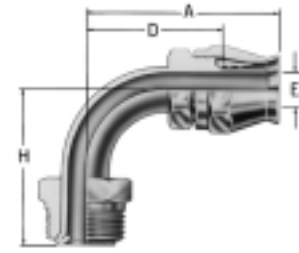
SAE male inverted flare
Straight FC9062-

Dash Size	Thread	Hose Size	A	D	E ϕ
FC9062-					
0404S	⁷ / ₁₆ -24	-04	2.13	1.66	.16
0505S	¹ / ₂ -20	-05	2.17	1.66	.23
0506S	¹ / ₂ -20	-06	2.21	1.69	.21
0606S	⁵ / ₈ -18	-06	2.21	1.69	.28
0808S	³ / ₄ -18	-08	2.47	1.84	.38
1010S	⁷ / ₈ -18	-10	2.78	2.11	.47
1212S	1 ¹ / ₁₆ -16	-12	3.02	2.37	.59



SAE male inverted flare
45° elbow FC9063-

Dash Size	Thread	Hose Size	A	D	E ϕ	H
FC9063-						
0505S	¹ / ₂ -20	-05	2.46	1.94	.23	.96
0506S	¹ / ₂ -20	-06	2.50	1.97	.21	.96
0606S	⁵ / ₈ -18	-06	2.50	1.97	.28	.96
0808S	³ / ₄ -18	-08	2.66	2.04	.38	.93
1010S	⁷ / ₈ -18	-10	2.96	2.29	.47	1.03
1212S	1 ¹ / ₁₆ -16	-12	3.10	2.44	.59	1.10



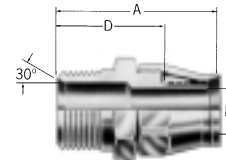
SAE male inverted flare
90° elbow 190950-

Dash Size	Thread	Hose Size	A	D	E ϕ	H
190950-						
4S	⁷ / ₁₆ -24	-04	2.04	1.57	.16	1.69
5S	¹ / ₂ -20	-05	2.08	1.57	.23	1.69
5-6S	¹ / ₂ -20	-06	2.12	1.60	.21	1.69
6S	⁵ / ₈ -18	-06	2.12	1.60	.28	1.73
8S	³ / ₄ -18	-08	2.32	1.69	.38	1.74
10S	⁷ / ₈ -18	-10	2.66	1.99	.47	2.21
12S	1 ¹ / ₁₆ -16	-12	2.73	2.07	.59	2.35

NOTE: Sleeve part number is 900568-(size)

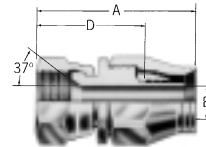
"super gem" fittings

for use with PTFE Hose
2808



Male pipe 38-190628-

Dash Size	Thread	Hose Size	A	D	E ϕ
38-190628-					
6-8	³ / ₈ -18	-08	1.91	1.32	.35
8-10	¹ / ₂ -14	-10	2.12	1.55	.44
12-12	³ / ₄ -14	-12	2.40	1.63	.56
16-16	1-11 ¹ / ₂	-16	2.63	1.86	.83
20-20	1 ¹ / ₄ -11 ¹ / ₂	-20	3.05	2.09	1.06
24-24	1 ¹ / ₂ -11 ¹ / ₂	-24	3.16	2.20	1.28



SAE 37° (JIC) swivel 63-190535-

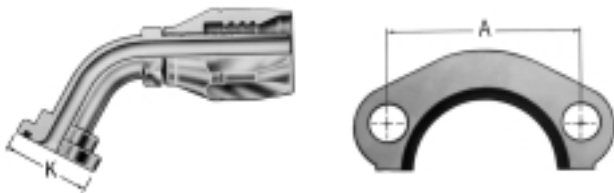
Dash Size	Thread	Hose Size	A	D	E ϕ
63-190535-					
8	³ / ₄ -16	-08	2.07	1.48	.35
10	⁷ / ₈ -14	-10	2.22	1.64	.44
12	1 ¹ / ₁₆ -12	-12	2.46	1.70	.56
16	1 ⁵ / ₁₆ -12	-16	2.66	1.90	.83
20	1 ⁵ / ₈ -12	-20	3.14	2.19	1.06
24	1 ⁷ / ₈ -12	-24	3.38	2.42	1.28

NOTE: Sleeve part number is 900515-(size).



Split flanges

Aeroquip has standard pressure series (code 61) and high pressure series (code 62) split flange components in kit form that save time in selecting and ordering. Each kit includes two flange halves, 4 grade 8 hex bolts, 4 lock washers and an O-Ring. The standard kit has a Buna-N 90 durometer O-Ring that is compatible with petroleum and water base hydraulic fluids. Optional kits contain EPR and Viton* O-Rings for applications where fluid compatibility or high temperatures require other than Buna-N O-Rings.



Two methods can be used to determine the flange dash size and code. The first is by measuring the flange head diameter on the fitting itself (the “K” dimension). The second is by measuring the “A” dimension on the flange or the flange port. Either will determine the dash size and the code since these dimensions are exclusive to either code 61 or code 62 split flange kits. See chart for these dimensions.

In some cases, split flange fittings are available for hoses which exceed the pressures listed; when ordering fittings or hose assemblies, the terminal end performance rating may reduce the overall rating of the assembly.

*Viton is a DuPont trademark.

“A” Dimension (inches)	“K” Flange Head Diameter (inches)	Flange Dash Size	Maximum Operating Pressure* (PSI)	Recommended Bolt Torque (lb-in.)
Code 61				
1.50	1.19	-08	5000	175-225
1.88	1.50	-12	5000	225-350
2.06	1.75	-16	5000	325-425
2.31	2.00	-20	4000	425-550
2.75	2.38	-24	3000	550-700
3.06	2.81	-32	3000	650-800
3.50	3.31	-40	2500	950-1100
4.19	4.00	-48	2000	1650-1800
Code 62				
1.59	1.25	-08	6000	175-225
2.00	1.63	-12	6000	300-400
2.25	1.88	-16	6000	500-600
2.62	2.12	-20	6000	750-900
3.12	2.50	-24	6000	1400-1600
3.81	3.12	-32	6000	2400-2600

*Per SAE J518 standard.



Assembly procedure

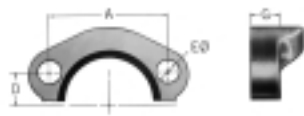
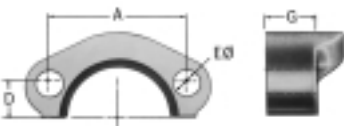

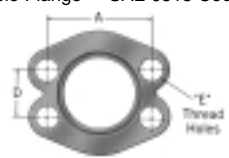
Many leakage problems can be avoided if the split flanges are properly assembled. To properly assemble:

1. Clean all mating surfaces.
2. Lubricate the O-Ring.
3. Partially tighten each bolt in rotation until all are fully tightened to the recommended torque value.

How to Order:

1. Determine the dash size and the code.
2. Select O-Ring for fluid compatibility.
3. Order by kit number shown on page 177.

All dimensions in inches.

	Part Number	Flange Dash Size	Nominal Flange Size	Flange Head Dia.	A	D	EØ	G	Kit Number
<p>Split Flange Half – SAE J518 Code 61</p>  <p>449-74446 Zinc plated yellow, chromate finish standard series – 2 required</p>	449-74446-08	-08	1/2	1.19	1.50	.34	.34	.50	<p>FF593-(size) Includes: 2 Flange halves (449-74446) 4 Grade 8 Hex bolts (FF9442) 4 Lock Washers (210104) 1 Buna-N O-Ring (FF9446)</p> <p>(Viton* kit part number, FF687-(size)) (EPDM kit part number, FF688-(size))</p>
	449-74446-12	-12	3/4	1.50	1.88	.44	.41	.56	
	449-74446-16	-16	1	1.75	2.06	.52	.41	.62	
	449-74446-20	-20	1 1/4	2.00	2.31	.59	.47	.56	
	449-74446-24	-24	1 1/2	2.38	2.75	.70	.53	.62	
	449-74446-32	-32	2	2.81	3.06	.84	.53	.62	
	449-74446-40	-40	2 1/2	3.31	3.50	1.00	.53	.75	
	449-74446-48	-48	3	4.00	4.19	1.22	.66	.88	
<p>Split Flange Half – SAE J518 Code 62</p>  <p>FC3425 Zinc plated yellow, chromate finish, high pressure 6000 psi series – 2 required</p>	FC3425-12-449	-12	3/4	1.63	2.00	.47	.42	.75	<p>FF595-(size) Includes: 2 Flange halves (FC3425) 4 Grade 8 Hex bolts (FF9442) 4 Lock Washers (210104) 1 Buna-N O-Ring (FF9446)</p> <p>(Viton* kit part number, FF689-(size))</p>
	FC3425-16-449	-16	1	1.88	2.25	.55	.50	.94	
	FC3425-20-449	-20	1 1/4	2.12	2.62	.62	.60	1.06	
	FC3425-24-449	-24	1 1/2	2.50	3.12	.72	.66	1.19	
	FC3425-32-449	-32	2	3.12	3.81	.88	.78	1.44	
<p>Split Flange Half – Equivalent performance to SAE J518 Code 61</p>  <p>FC2713 Powdered metal, zinc plated yellow chromate finish – 2 required</p>	FC2713-16-170	-16	1	1.75	2.06	.52	.41	.70	<p>FF824-(size) Includes: 2 Flange halves (FC2713) 4 Grade 8 Hex bolts (FF9442) 4 Lock Washers (210104) 1 Buna-N O-Ring (FF9446)</p>
	FC2713-20-170	-20	1 1/4	2.00	2.31	.59	.47	.70	
	FC2713-24-170	-24	1 1/2	2.38	2.75	.70	.53	.76	
<p>4 Hole Flange† – SAE J518 Code 61</p>  <p>FC2119 Zinc plated, yellow chromate finish standard series</p>	FC2119-12-449	-12	3/4		1.88	.88	3/8-16		<p>*Viton is a DuPont trademark.</p>
	FC2119-16-449	-16	1		2.06	1.03	3/8-16		
	FC2119-20-449	-20	1 1/4		2.31	1.19	7/16-14		
	FC2119-24-449	-24	1 1/2		2.75	1.41	1/2-13		
	FC2119-32-449	-32	2		3.06	1.69	1/2-13		
	FC2119-40-449	-40	2 1/2		3.50	2.00	1/2-13		

†Available without threaded holes, as part number FC3459-size-449.

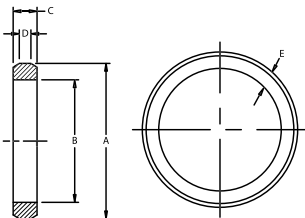
O-Rings for SAE J518 Split Flange



O-Ring Base Number	Material	Operating Temperature Range
FF9016	80 durometer EPDM	-65°F to +300°F (-55°C to +150°C)
FF9446 (Standard)	90 durometer Buna-N	-40°F to +250°F (-40°C to +121°C)
22046	90 durometer Viton	-15°F to +400°F (-25°C to +205°C)

O-Ring Dash Size Designation	Flange Dash Size	Nominal Flange Size	A	E
210	08	1/2	.734	.139
214	12	3/4	.984	.139
219	16	1	1.296	.139
222	20	1 1/4	1.484	.139
225	24	1 1/2	1.859	.139
228	32	2	2.234	.139
232	40	2 1/2	2.734	.139
237	48	3	3.359	.139

Cat Flange D-Ring*



Part Number	A Ref	B Ref	C Ref	D Ref	E Ref
FF90319-12	1.27	1.00	.20	.10	.135
FF90319-16	1.52	1.25	.20	.10	.135
FF90319-20	1.77	1.50	.20	.10	.135
FF90319-24	2.03	1.76	.20	.10	.135
FF90319-32	2.78	2.52	.20	.10	.135

Temperature range: -40°F to +212°F.
Material: Nitrile (Buna-N)
*To be used only with Cat flange.

O-Rings for Bump Tube O-Ring Seal and O-Ring Pilot Fittings



22546

O-Ring Part Number	O-Ring Pilot Dash Size	A	E
22546-11	-06	.301	.07
22546-13	-08	.426	.07
22546-15	-10	.551	.07
22546-17	-12	.676	.07

Material: Chloroprene (Neoprene)
Durometer: 72
Temperature Range: -65°F to +300°F

O-Rings for Stäplok® Fittings



O-Ring Base Number	Material	Operating Temperature Range
FF9508 (Standard)	90 durometer Buna-N	-40°F to +250°F (-40°C to +121°C)

O-Ring Dash Size Designation	Stäplok Dash Size	A	E
04	04	.236	.079
06	06	.394	.079
08	08	.512	.098
12	12	.748	.098
16	16	.984	.098
20	20	1.299	.098
24	24	1.575	.118
32	32	1.968	.118

O-Rings Seal Kit

Part No. FF10280-01

Includes metal box, O-Rings for ORS -4 through -24, O-Ring boss -04 through -32, Split flange -08 through -32, 24 packages with twelve 90 durometer nitrile O-Rings per package. Packages can be ordered individually by part number listed.

Connection Size	12 O-Ring Package Part Number	Individual O-Ring Part Number	
ORS*	-04	FF10266-01-11	FF9446-11
	-06	FF10266-01-12	FF9446-12
	-08	FF10266-01-14	FF9446-14
	-10	FF10266-01-16	FF9446-16
	-12	FF10266-01-18	FF9446-18
	-16	FF10266-01-21	FF9446-21
	-20	FF10266-01-25	FF9446-25
	-24	FF10266-01-29	FF9446-29
O-Ring Boss	-04	FF10273-01-04	22617-4
	-05	FF10273-01-05	22617-5
	-06	FF10273-01-06	22617-6
	-08	FF10273-01-08	22617-8
	-10	FF10273-01-10	22617-10
	-12	FF10273-01-12	22617-12
	-16	FF10273-01-16	22617-16
	-20	FF10273-01-20	22617-20
Split Flange	-04	FF10273-01-24	22617-24
	-06	FF10273-01-26	22617-26
	-08	FF10266-01-210	FF9446-210
	-12	FF10266-01-214	FF9446-214
	-16	FF10266-01-219	FF9446-219
	-20	FF10266-01-222	FF9446-222
	-24	FF10266-01-225	FF9446-225
	-32	FF10266-01-228	FF9446-228

*For ORS O-Ring Kit order part number: FF10265-01, only includes ORS O-Rings.

Backup Rings and Staples for Stäplok® Fittings



FF9509



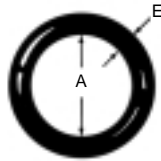
FF9672

Hose Size	Backup Ring Part Number	Staple Part Number	Stäplok Fitting Size
-04	FF9509-04	FF9672-04S	04
-06	FF9509-06	FF9672-06S	06
-08	FF9509-08	FF9672-08S	08
-12	FF9509-12	FF9672-12S	12
-16	FF9509-16	FF9672-16S	16
-20	FF9509-20	FF9672-20S	20
-32	FF9509-32	FF9672-32S	32

Designating Separate SAE Boss O-Rings

To order Aeroquip O-Rings separately without fittings specify the size and material by using the O-Ring base number and dash size. The charts below offer a simple method to assure the correct O-Ring for your application.

O-Ring Base Number	Material	Operating Temperature Range
22617 (Standard)	90 Durometer Buna-N Nitrile Rubber	-30°F to +250°F (-34°C to +121°C)
22033	EPR Ethylene Propylene Rubber	-65°F to +212°F (-55°C to +100°C)
22068	Viton* Fluoroelastomer	-15°F to +400°F (-25°C to +205°C)
22012	Buna-N, Low Temperature Nitrile Rubber	-65°F to +225°F (-55°C to +107°C)



O-Ring Dash Size	Tube Size	A	E
-04	-04 (1/4)	.351	.072
-06	-06 (3/8)	.468	.078
-08	-08 (1/2)	.644	.087
-10	-10 (5/8)	.755	.097
-12	-12 (3/4)	.924	.116
-16	-16 (1)	1.171	.116
-20	-20 (1 1/4)	1.475	.118
-24	-24 (1 1/2)	1.720	.118

Designating Separate ORS O-Rings

To order Aeroquip O-Rings separately without fittings specify the size and material by using the O-Ring designator and O-Ring base number. The charts below offer a simple method to assure the correct O-Ring for your application.

ORS O-Ring Base Number	Material	Operating Temperature Range
FF9446 (Standard)	90 Durometer Buna-N Nitrile Rubber	-40°F to +250°F (-40°C to +121°C)
FF9807	EPR Ethylene Propylene Rubber	-65°F to +300°F (-55°C to +150°C)
22046	Viton* Fluoroelastomer	-15°F to +400°F (-25°C to +205°C)
FF9855	Buna-N, Low Temperature Nitrile Rubber	-65°F to +225°F (-55°C to +107°C)
22546	Neoprene	-65°F to +300°F (-55°C to +150°C)



O-Ring Size Designation	ORS Tube Size	A	E
-11	-04	.301	.07
-12	-06	.364	.07
-14	-08	.489	.07
-16	-10	.614	.07
-18	-12	.739	.07
-21	-16	.926	.07
-25	-20	1.176	.07
-29	-24	1.489	.07

*Viton is a DuPont trademark.



This page is part of a complete catalog which contains technical and safety data that must be reviewed when selecting a product.